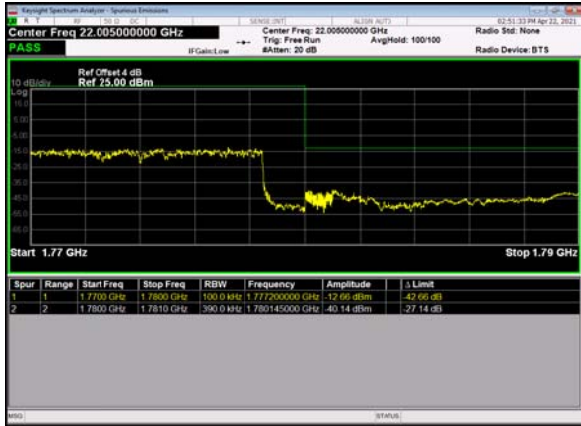
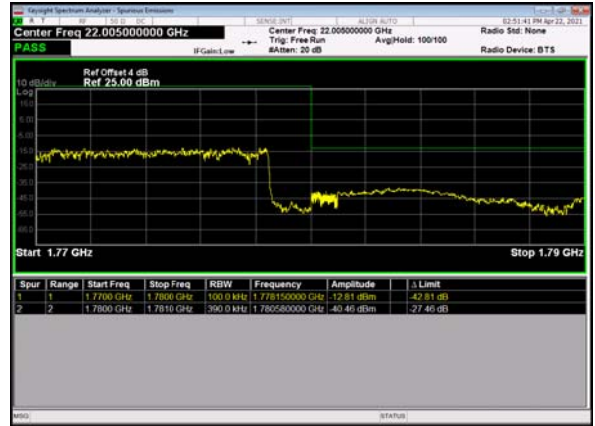




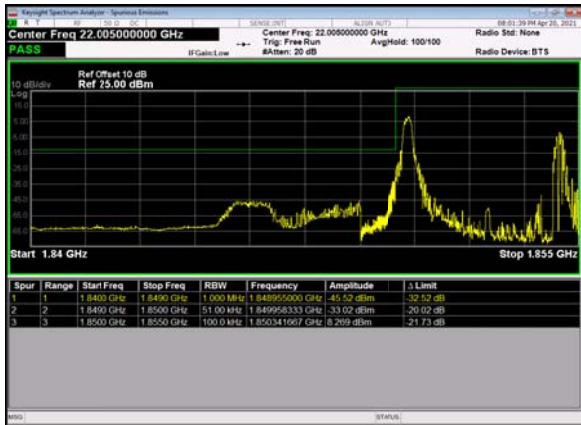
DC_13A_N66(20M)_DFT-s-OFDM_BPSK_Out
er_Full_High_CH



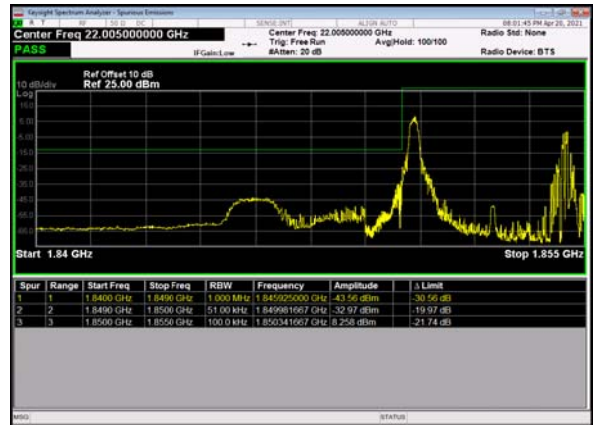
DC_13A_N66(20M)_DFT-s-OFDM_QPSK_Out
er_Full_High_CH



DC_13A_N2(5M)_DFT-s-OFDM_BPSK_Edge
1RB_Left_Low_CH



DC_13A_N2(5M)_DFT-s-OFDM_QPSK_Edge
1RB_Left_Low_CH



DC_13A_N2(5M)_DFT-s-OFDM_BPSK_
Outer_Full_Low_CH



DC_13A_N2(5M)_DFT-s-OFDM_QPSK_
Outer_Full_Low_CH





DC_13A_N2(5M)_DFT-s-OFDM_BPSK_Edge_1RB_Right_High_CH



DC_13A_N2(5M)_DFT-s-OFDM_QPSK_Edge_1RB_Right_High_CH



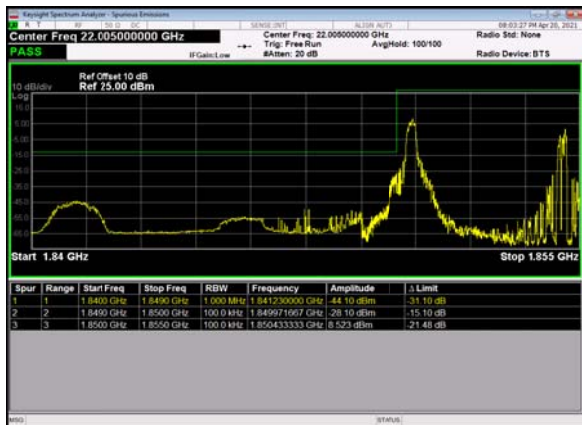
DC_13A_N2(5M)_DFT-s-OFDM_BPSK_Outer_Full_High_CH



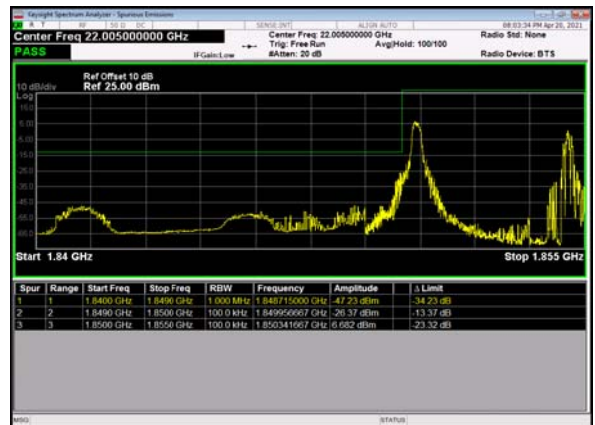
DC_13A_N2(5M)_DFT-s-OFDM_QPSK_Outer_Full_High_CH



DC_13A_N2(10M)_DFT-s-OFDM_BPSK_Edge_1RB_Left_Low_CH

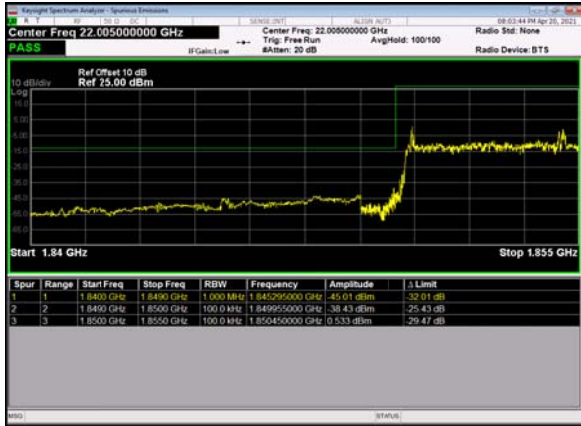


DC_13A_N2(10M)_DFT-s-OFDM_QPSK_Edge_1RB_Left_Low_CH

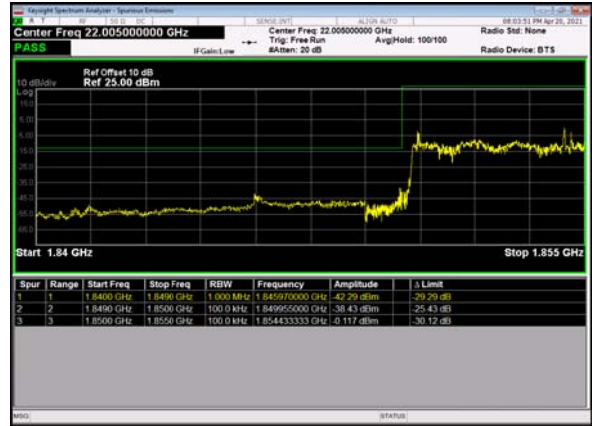




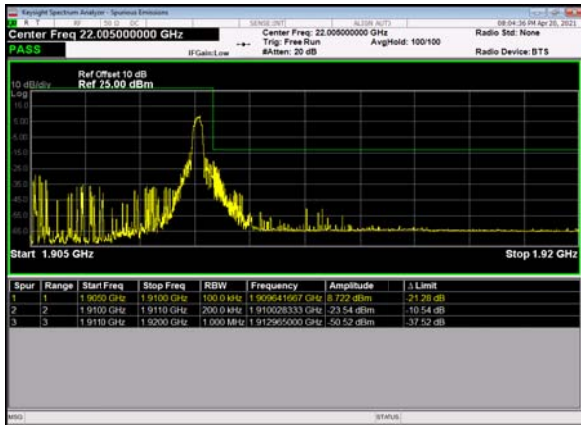
DC_13A_N2(10M)_DFT-s-OFDM_BPSK_Outer_Full_Low_CH



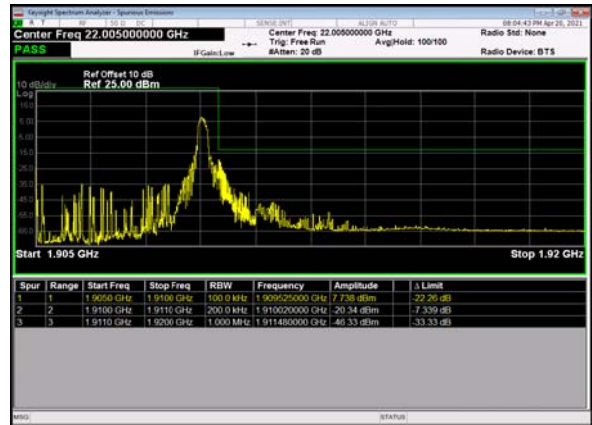
DC_13A_N2(10M)_DFT-s-OFDM_QPSK_Outer_Full_Low_CH



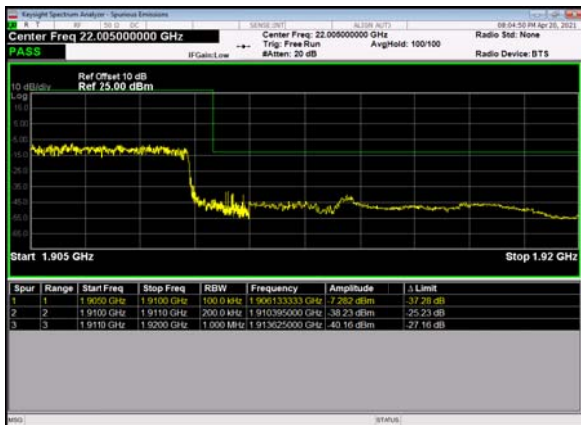
DC_13A_N2(10M)_DFT-s-OFDM_BPSK_Edge_1RB_Right_High_CH



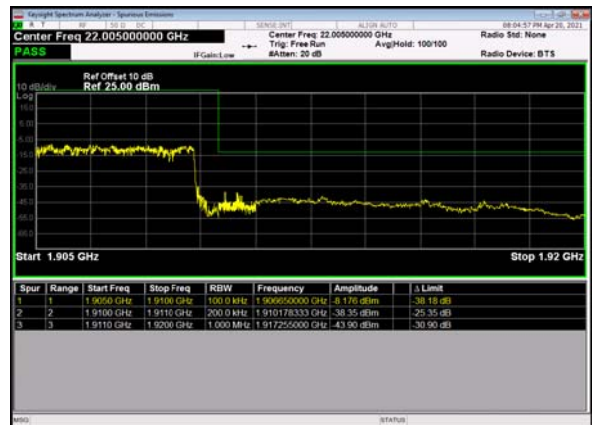
DC_13A_N2(10M)_DFT-s-OFDM_QPSK_Edge_1RB_Right_High_CH



DC_13A_N2(10M)_DFT-s-OFDM_BPSK_Outer_Full_High_CH

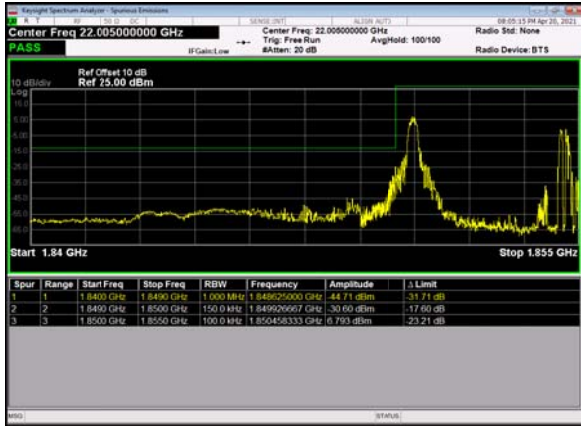


DC_13A_N2(10M)_DFT-s-OFDM_QPSK_Outer_Full_High_CH

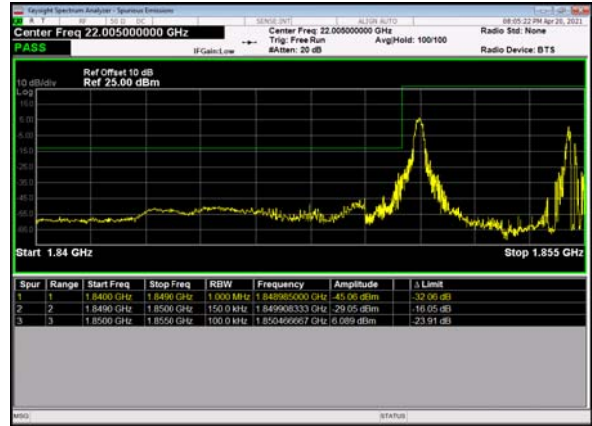




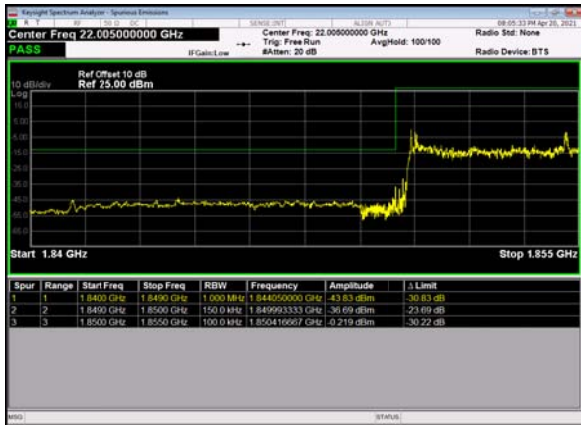
DC_13A_N2(15M)_DFT-s-OFDM_BPSK_Edge
_1RB_Left_Low_CH



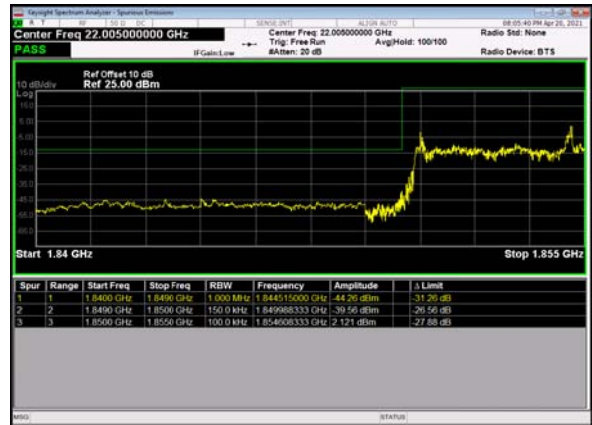
DC_13A_N2(15M)_DFT-s-OFDM_QPSK_Edge
_1RB_Left_Low_CH



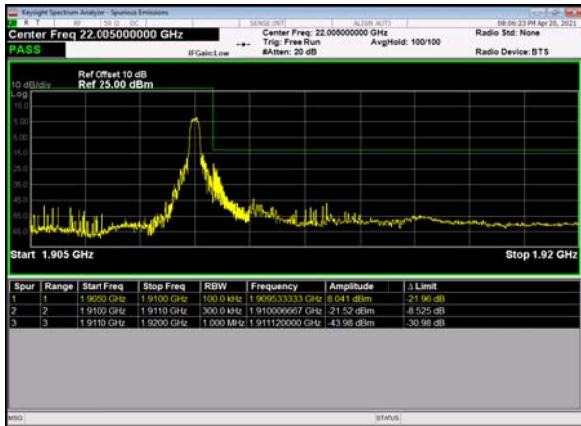
DC_13A_N2(15M)_DFT-s-OFDM_BPSK_Outer_Full_Low_CH



DC_13A_N2(15M)_DFT-s-OFDM_QPSK_Outer_Full_Low_CH



DC_13A_N2(15M)_DFT-s-OFDM_BPSK_Edge_1RB_Right_High_CH

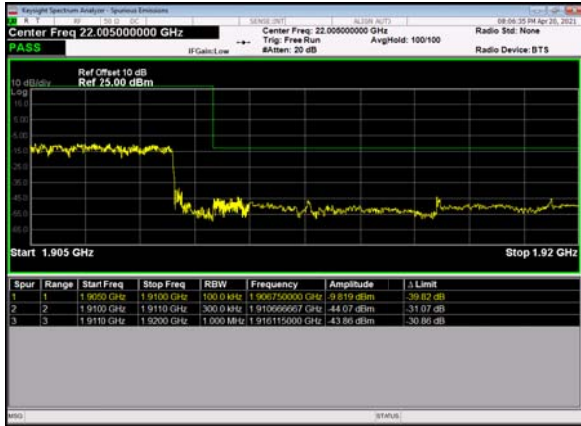


DC_13A_N2(15M)_DFT-s-OFDM_QPSK_Edge_1RB_Right_High_CH

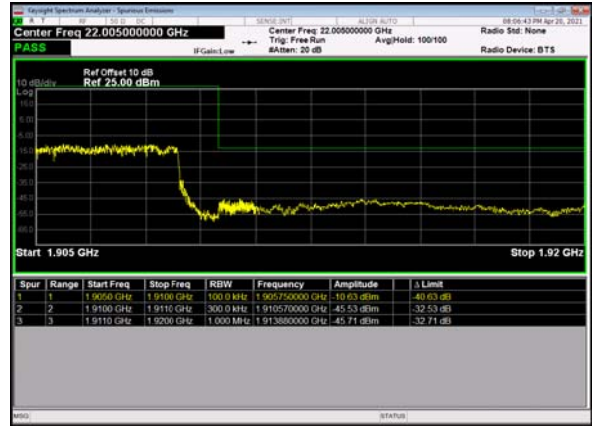




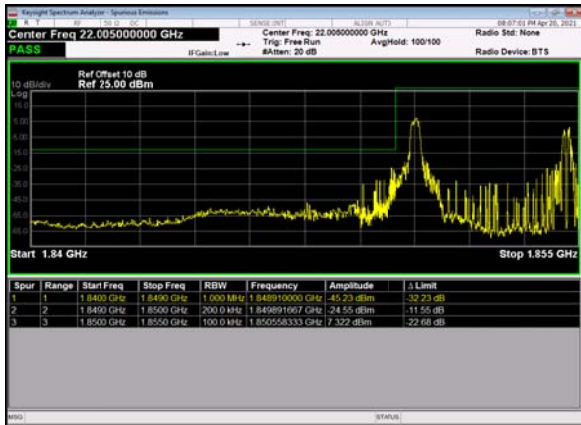
DC_13A_N2(15M)_DFT-s-OFDM_BPSK_Outer_Full_High_CH



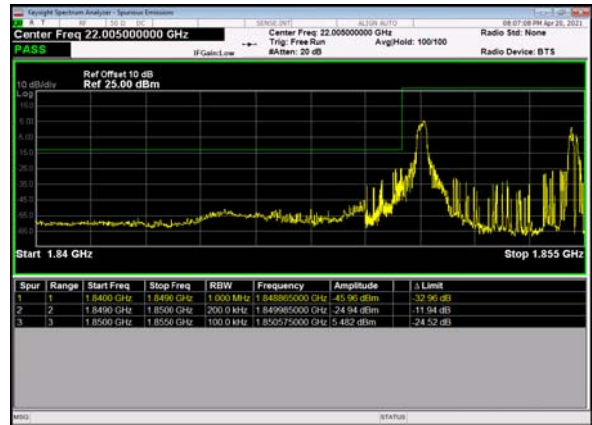
DC_13A_N2(15M)_DFT-s-OFDM_QPSK_Outer_Full_High_CH



DC_13A_N2(20M)_DFT-s-OFDM_BPSK_Edge_1RB_Left_Low_CH



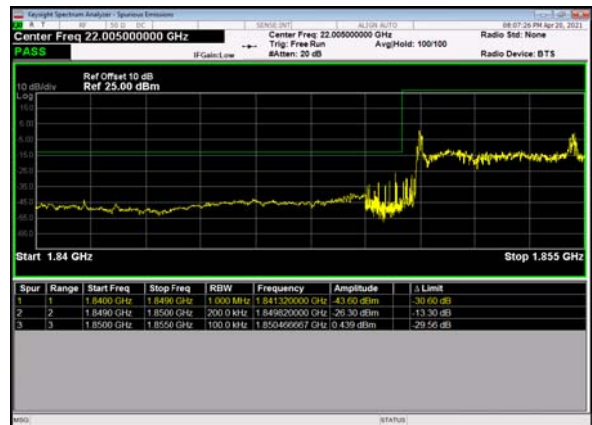
DC_13A_N2(20M)_DFT-s-OFDM_QPSK_Edge_1RB_Left_Low_CH



DC_13A_N2(20M)_DFT-s-OFDM_BPSK_Outer_Full_Low_CH

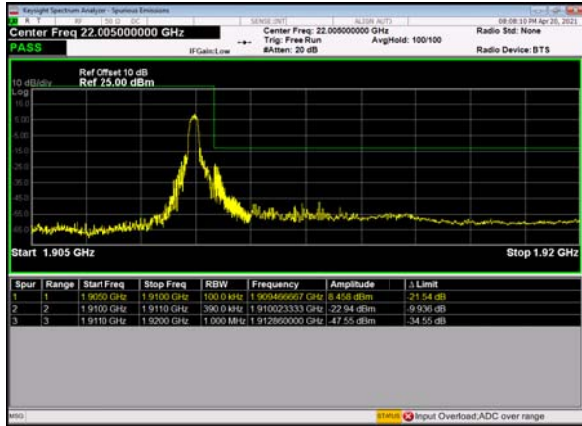


DC_13A_N2(20M)_DFT-s-OFDM_QPSK_Outer_Full_Low_CH

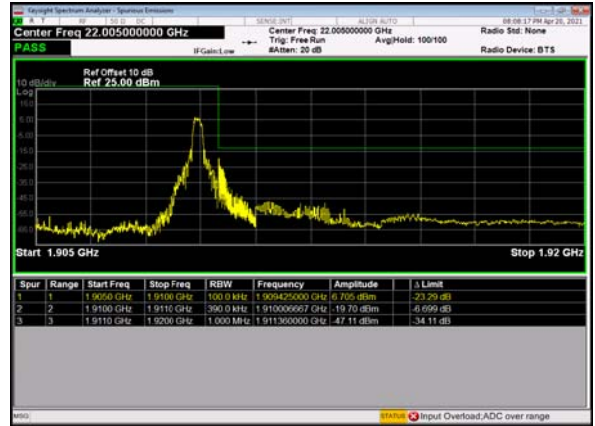




DC_13A_N2(20M)_DFT-s-OFDM_BPSK_Edge
_1RB_Right_High_CH



DC_13A_N2(20M)_DFT-s-OFDM_QPSK_Edge
_1RB_Right_High_CH



DC_13A_N2(20M)_DFT-s-OFDM_BPSK_
Outer_Full_High_CH



DC_13A_N2(20M)_DFT-s-OFDM_QPSK_
Outer_Full_High_CH



DC_66A_N5(5M)_DFT-s-OFDM_BPSK_Edge_
1RB_Left_Low_CH



DC_66A_N5(5M)_DFT-s-OFDM_QPSK_Edge_
1RB_Left_Low_CH

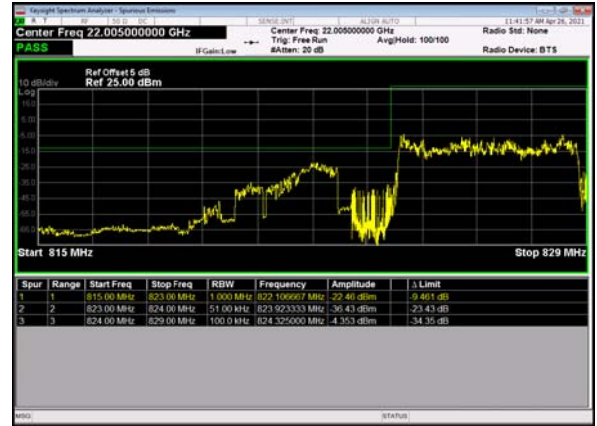




DC_66A_N5(5M)_DFT-s-OFDM_BPSK_Outer_Full_Low_CH



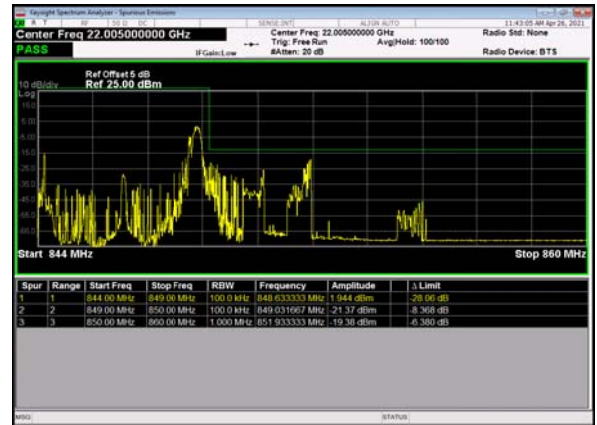
DC_66A_N5(5M)_DFT-s-OFDM_QPSK_Outer_Full_Low_CH



DC_66A_N5(5M)_DFT-s-OFDM_BPSK_Edge_1RB_Right_High_CH



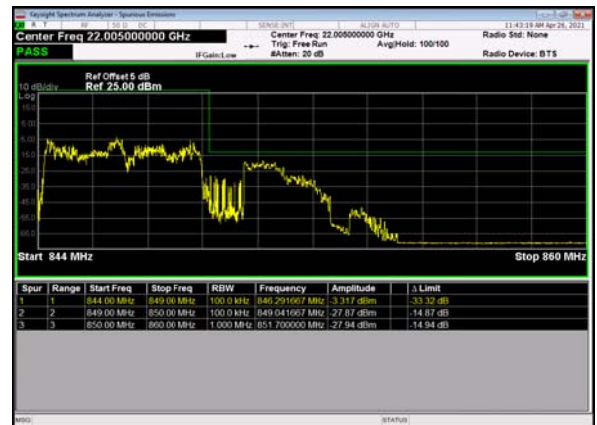
DC_66A_N5(5M)_DFT-s-OFDM_QPSK_Edge_1RB_Right_High_CH



DC_66A_N5(5M)_DFT-s-OFDM_BPSK_Outer_Full_High_CH



DC_66A_N5(5M)_DFT-s-OFDM_QPSK_Outer_Full_High_CH

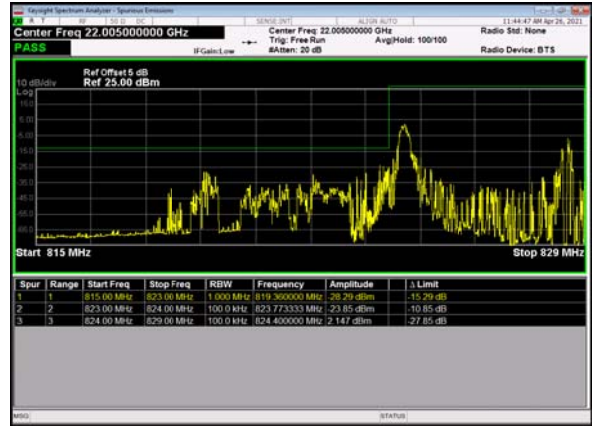




DC_66A_N5(10M)_DFT-s-OFDM_BPSK_Edge
_1RB_Left_Low_CH



DC_66A_N5(10M)_DFT-s-OFDM_QPSK_Edge
_1RB_Left_Low_CH



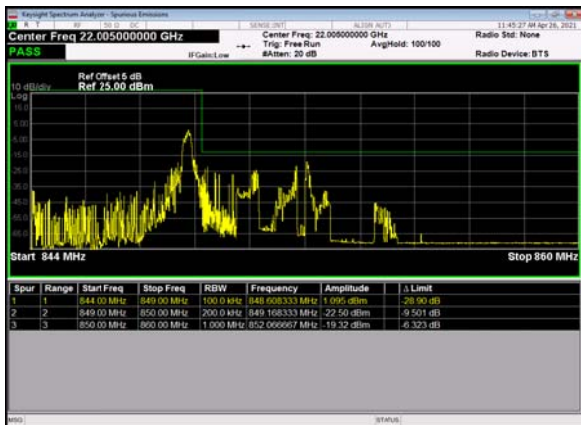
DC_66A_N5(10M)_DFT-s-OFDM_BPSK_Outer_Full_Low_CH



DC_66A_N5(10M)_DFT-s-OFDM_QPSK_Outer_Full_Low_CH



DC_66A_N5(10M)_DFT-s-OFDM_BPSK_Edge_1RB_Right_High_CH



DC_66A_N5(10M)_DFT-s-OFDM_QPSK_Edge_1RB_Right_High_CH





DC_66A_N5(10M)_DFT-s-OFDM_BPSK_Outer_Full_High_CH



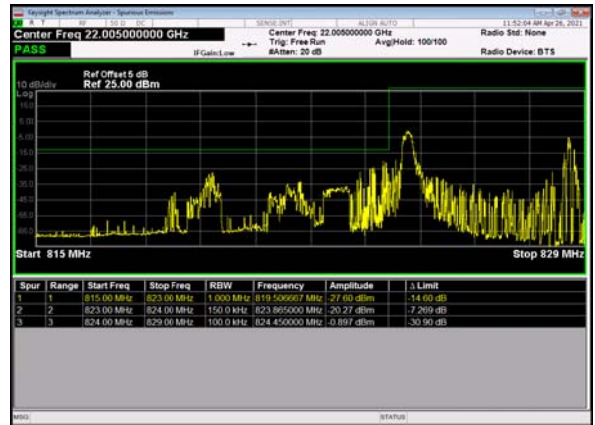
DC_66A_N5(10M)_DFT-s-OFDM_QPSK_Outer_Full_High_CH



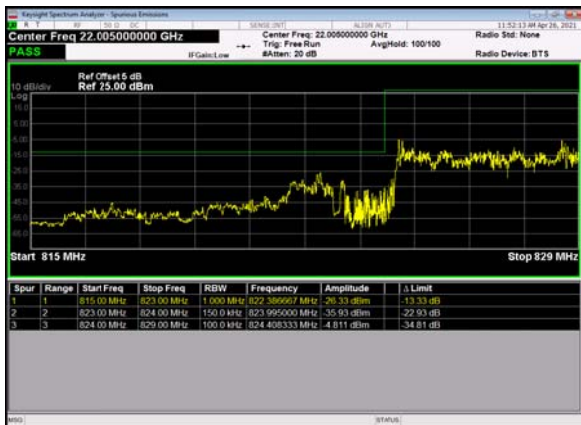
DC_66A_N5(15M)_DFT-s-OFDM_BPSK_Edge_1RB_Left_Low_CH



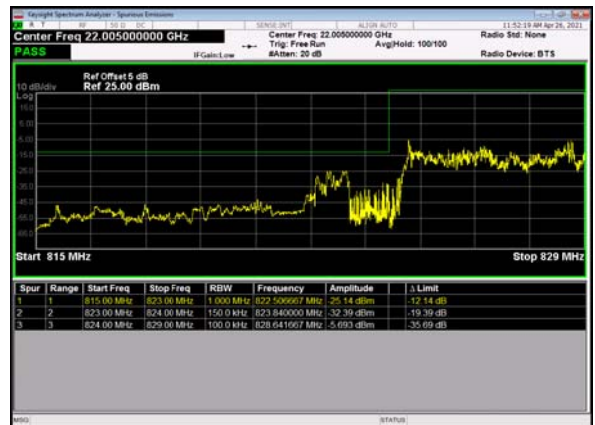
DC_66A_N5(15M)_DFT-s-OFDM_QPSK_Edge_1RB_Left_Low_CH



DC_66A_N5(15M)_DFT-s-OFDM_BPSK_Outer_Full_Low_CH

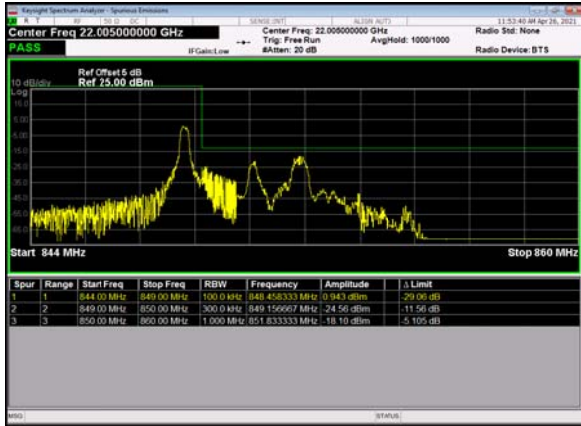


DC_66A_N5(15M)_DFT-s-OFDM_QPSK_Outer_Full_Low_CH





DC_66A_N5(15M)_DFT-s-OFDM_BPSK_Edge
_1RB_Right_High_CH



DC_66A_N5(15M)_DFT-s-OFDM_QPSK_Edge
_1RB_Right_High_CH



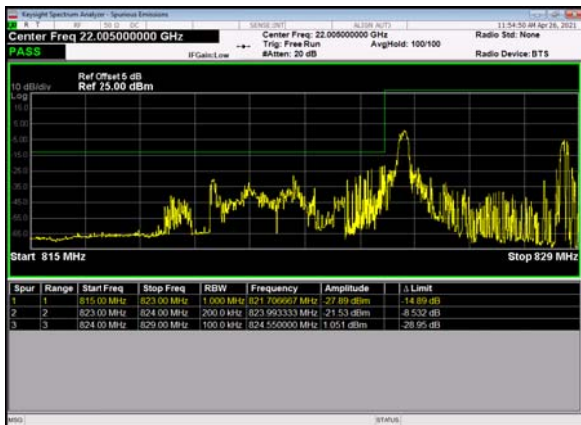
DC_66A_N5(15M)_DFT-s-OFDM_BPSK_Outer_Full_High_CH



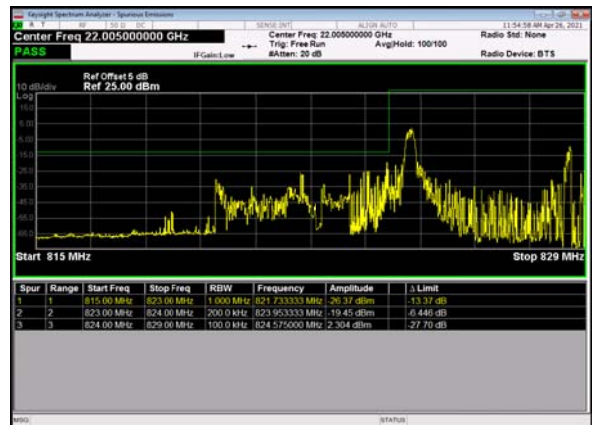
DC_66A_N5(15M)_DFT-s-OFDM_QPSK_Outer_Full_High_CH



DC_66A_N5(20M)_DFT-s-OFDM_BPSK_Edge
_1RB_Left_Low_CH



DC_66A_N5(20M)_DFT-s-OFDM_QPSK_Edge
_1RB_Left_Low_CH





DC_66A_N5(20M)_DFT-s-OFDM_BPSK_Outer_Full_Low_CH



DC_66A_N5(20M)_DFT-s-OFDM_QPSK_Outer_Full_Low_CH



DC_66A_N5(20M)_DFT-s-OFDM_BPSK_Edge_1RB_Right_High_CH



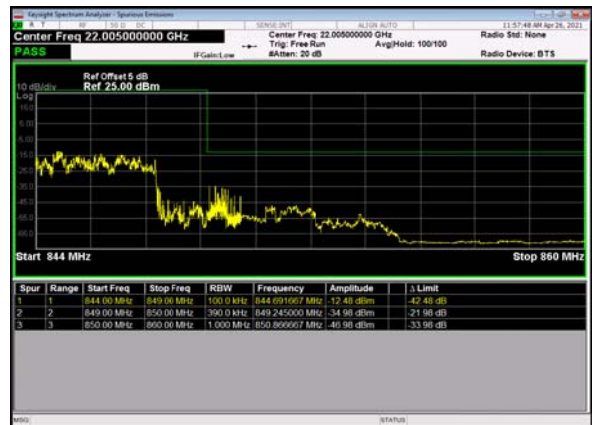
DC_66A_N5(20M)_DFT-s-OFDM_QPSK_Edge_1RB_Right_High_CH



DC_66A_N5(20M)_DFT-s-OFDM_BPSK_Outer_Full_High_CH

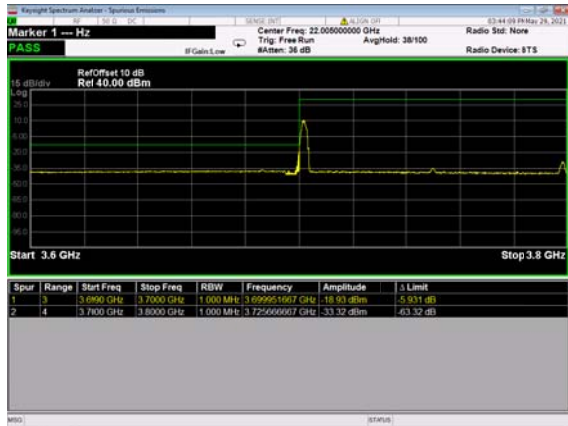


DC_66A_N5(20M)_DFT-s-OFDM_QPSK_Outer_Full_High_CH

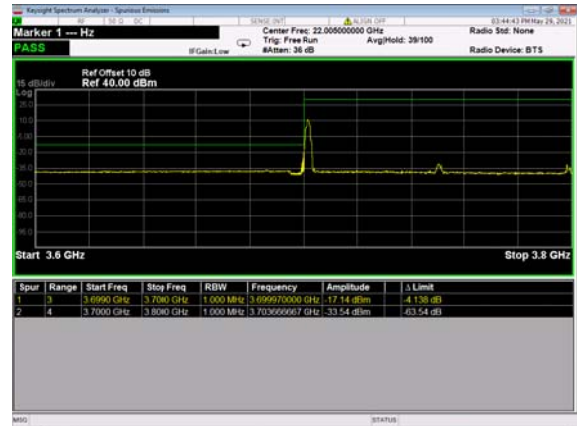




B13_N77(100M)_DFT-s-OFDM_BPSK_Edge_1
RB_Left_Low_CH



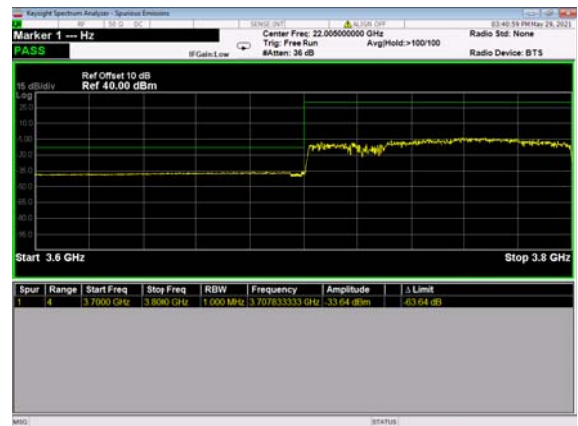
B13_N77(100M)_DFT-s-OFDM_QPSK_Edge_1
1RB_Left_Low_CH



B13_N77(100M)_DFT-s-OFDM_BPSK_Outer_Full_Low_CH



B13_N77(100M)_DFT-s-OFDM_QPSK_Outer_Full_Low_CH



B13_N77(100M)_DFT-s-OFDM_BPSK_Edge_1
RB_Right_High_CH



B13_N77(100M)_DFT-s-OFDM_QPSK_Edge_1
1RB_Right_High_CH





B13_N77(100M)_DFT-s-OFDM_BPSK_Outer_Full_High_CH



B13_N77(100M)_DFT-s-OFDM_QPSK_Outer_Full_High_CH

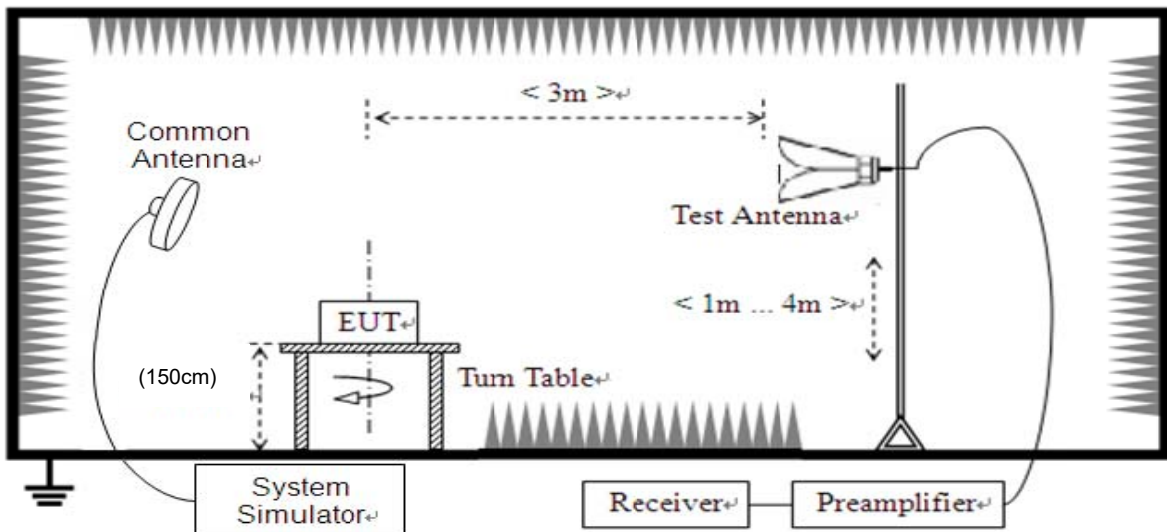
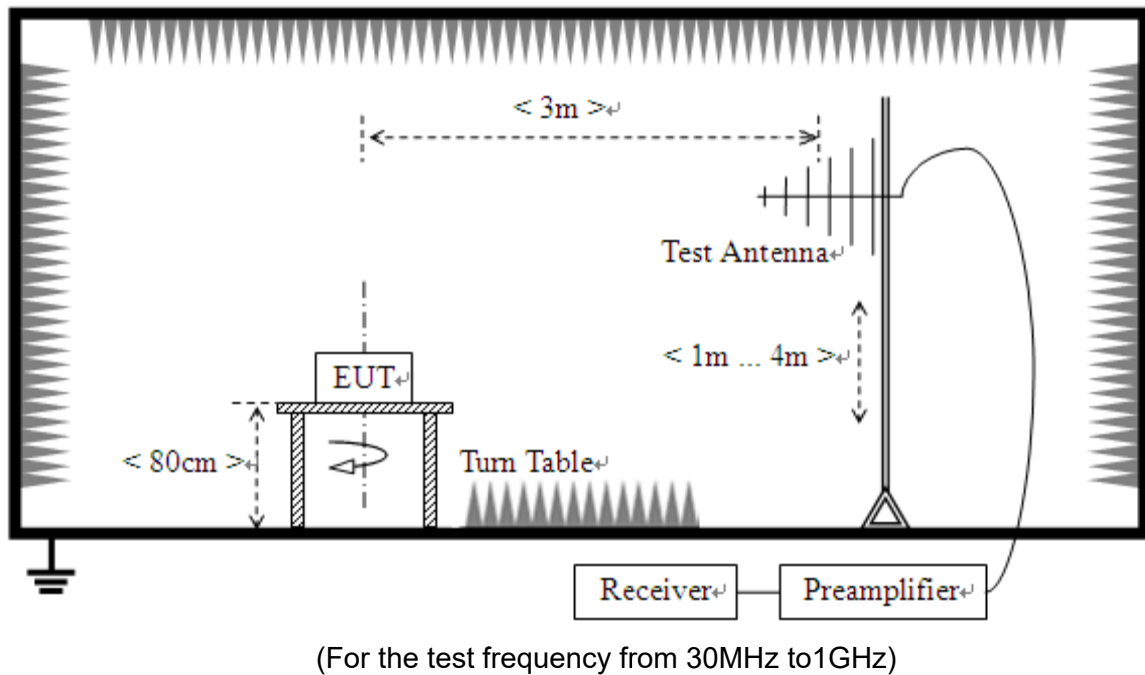


2.7. Radiated Spurious Emissions

2.7.1. Requirement

According to FCC section 2.1051, section 27.53(h), section 27.53(g), the power of any emission outside of the authorized operating frequency ranges must be attenuated below the transmitting power (P) by a factor of at least $43+10*\log(P)$ dB. This calculated to be -13dBm.

2.7.2. Test Description





(For the test frequency above 1GHz)

The EUT is located in a 3m Full-Anechoic Chamber, the cable loss, air loss and so on of the site as factors are pre-calibrated using the "Substitution" method, and calculated to correct the reading.

A call is established between the EUT and the SS via a Common Antenna. The EUT is commanded by the SS to operate at the maximum and minimum output power, and only the test result of the maximum output power was recorded.

In the frequency range above 30MHz, Bi-Log Test Antenna (30MHz to 1GHz) and Horn Test Antenna (above 1GHz) are used. Test Antenna is 3m away from the EUT. Test Antenna height is varied from 1m to 4m above the ground and the Turn Table is actuated to turn from 0° to 360° to determine the maximum value of the radiated power. The emission levels at both horizontal and vertical polarizations should be tested. The Filters consists of Notch Filters and High Pass Filter.

Note: when doing measurements above 1GHz, the EUT has been within the 3dB cone width of the horn antenna during horizontal antenna.

2.7.3. Test procedure

KDB 971168 D01v03 Section 5.8 and ANSI/TIA-603-E-2016.

2.7.4. Test Result

The measurement frequency range is from 30MHz to the 10th harmonic of the fundamental frequency. Test Antenna height is varied from 1m to 4m above the ground, and the Turn Table is actuated to turn from 0° to 360°, both horizontal and vertical polarizations of the Test Antenna are used to find the maximum radiated power. Mid channels on all channel bandwidth verified. Only the worst RB size/offset presented.

The substitution corrections are obtained as described below:

$$A_{\text{SUBST}} = P_{\text{SUBST_TX}} - P_{\text{SUBST_RX}} - L_{\text{SUBST_CABLES}} + G_{\text{SUBST_TX_ANT}}$$

$$A_{\text{TOT}} = L_{\text{CABLES}} + A_{\text{SUBST}}$$

Where A_{SUBST} is the final substitution correction including receive antenna gain.

$P_{\text{SUBST_TX}}$ is signal generator level,

$P_{\text{SUBST_RX}}$ is receiver level,

$L_{\text{SUBST_CABLES}}$ is cable losses including TX cable,

$G_{\text{SUBST_TX_ANT}}$ is substitution antenna gain.

A_{TOT} is total correction factor including cable loss and substitution correction



During the test, the data of A_{TOT} was added in the Test Spectrum Analyze, so Spectrum Analyze reading is the final values which contain the data of A_{TOT} .

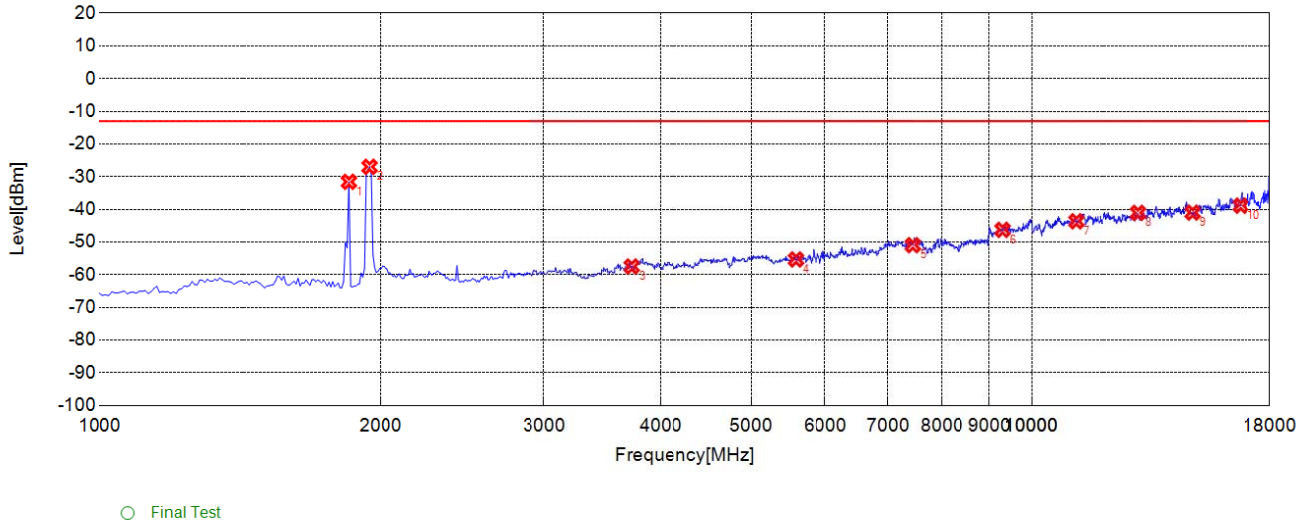
Note1: The power of the EUT transmitting frequency should be ignored.

Note2: All Spurious Emission tests were performed in X, Y, Z axis direction. And only the worst axis test condition was recorded in this test report.

Note3: All bandwidth and modulation were considered and evaluated respectively by performing full test for each band, only the worst cases (Max Bandwidth and QPSK mode) were recorded in this test report.



Test Graph

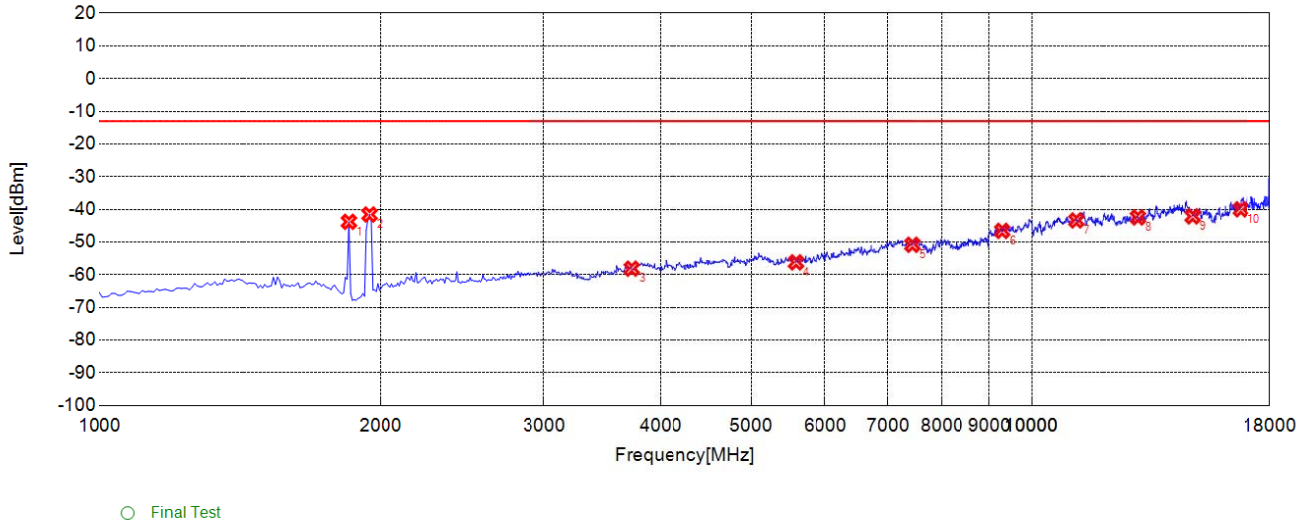


Suspected List										
NO.	Freq. [MHz]	Level [dBm]	Limit [dBm]	Margin [dB]	Factor [dB]	Path [dB]	Air [dB]	Angle [°]	EUT Pol.	Ant. Pol.
1	1848.8490	-31.59	-13.00	18.59	-7.33	-46.65	39.32	154	Z	NA
2	1944.9450	-27	-13.00	14.00	-5.20	-46.46	41.26	235	Z	NA
3	3722.7230	-57.49	-13.00	44.49	-7.87	-47.08	39.21	13	Z	Horizontal
4	5580.5810	-55.34	-13.00	42.34	-2.21	-43.00	40.79	154	Z	Horizontal
5	7446.4460	-50.97	-13.00	37.97	6.97	-38.84	45.81	204	Z	Horizontal
6	9306.3060	-46.27	-13.00	33.27	11.47	-37.26	48.73	234	Z	Horizontal
7	11162.1620	-43.65	-13.00	30.65	13.85	-34.80	48.65	45	Z	Horizontal
8	13018.0180	-41.08	-13.00	28.08	20.32	-29.83	50.15	304	Z	Horizontal
9	14882.8830	-41	-13.00	28.00	20.18	-29.66	49.84	28	Z	Horizontal
10	16747.7480	-38.89	-13.00	25.89	22.94	-28.73	51.67	99	Z	Horizontal

DC_13A-66A_N2 372000 20M DFT-s-OFDM Pi/2 BPSK RB Size-1 RB Offset-1 SCS 15KHz
1-18G H



Test Graph

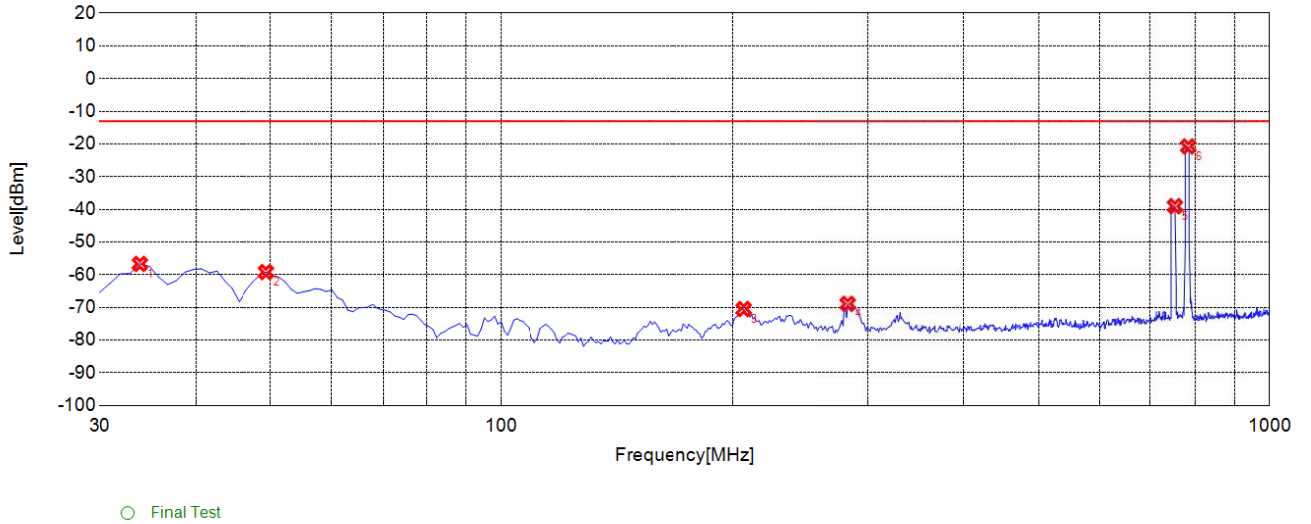


Suspected List										
NO.	Freq. [MHz]	Level [dBm]	Limit [dBm]	Margin [dB]	Factor [dB]	Path [dB]	Air [dB]	Angle [°]	EUT Pol.	Ant. Pol.
1	1848.8490	-43.82	-13.00	30.82	-10.37	-46.65	36.28	34	Z	NA
2	1944.9450	-41.58	-13.00	28.58	-10.63	-46.46	35.83	212	Z	NA
3	3722.7230	-58.15	-13.00	45.15	-8.01	-47.08	39.07	34	Z	Vertical
4	5580.5810	-56.23	-13.00	43.23	-2.62	-43.00	40.38	321	Z	Vertical
5	7438.4380	-50.84	-13.00	37.84	6.58	-38.85	45.43	15	Z	Vertical
6	9297.2970	-46.59	-13.00	33.59	11.28	-37.29	48.57	64	Z	Vertical
7	11162.1620	-43.4	-13.00	30.40	14.04	-34.80	48.84	98	Z	Vertical
8	13018.0180	-42.49	-13.00	29.49	19.55	-29.83	49.38	125	Z	Vertical
9	14882.8830	-42.15	-13.00	29.15	20.29	-29.66	49.95	46	Z	Vertical
10	16747.7480	-40	-13.00	27.00	22.14	-28.73	50.87	181	Z	Vertical

DC_13A-66A_N2 372000 20M DFT-s-OFDM Pi/2 BPSK RB Size-1 RB Offset-1 SCS 15KHz
1-18G V



Test Graph

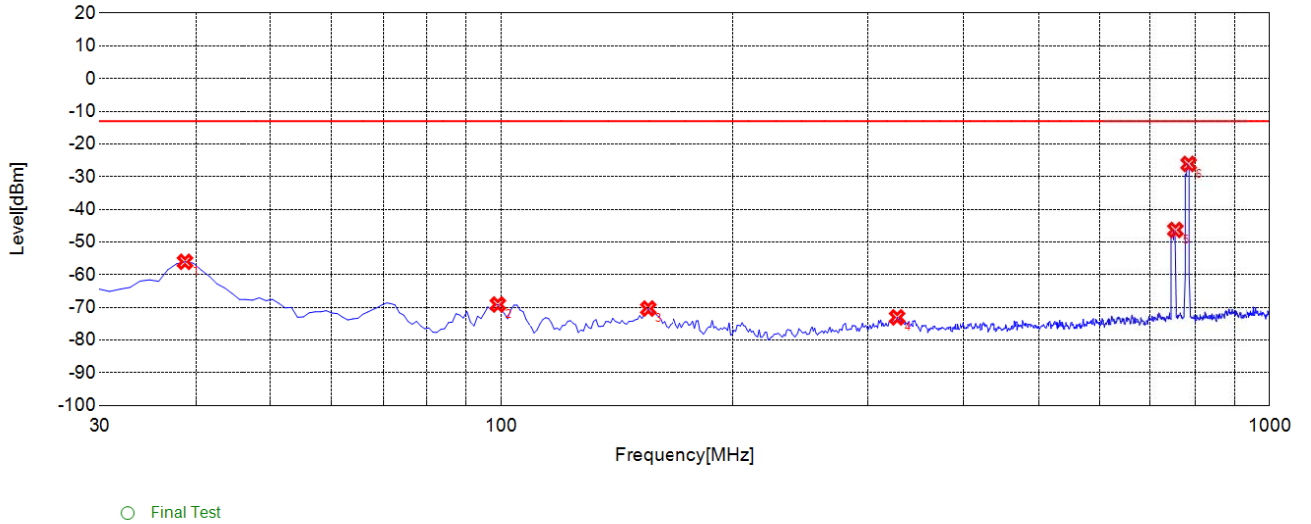


Suspected List										
NO.	Freq. [MHz]	Level [dBm]	Limit [dBm]	Margin [dB]	Factor [dB]	Path [dB]	Air [dB]	Angle [°]	EUT Pol.	Ant. Pol.
1	33.8840	-56.71	-13.00	43.71	-9.81	-39.59	29.78	64	Z	Horizontal
2	49.4190	-59.19	-13.00	46.19	-7.01	-39.46	32.45	154	Z	Horizontal
3	206.7170	-70.49	-13.00	57.49	-14.34	-37.66	23.32	135	Z	Horizontal
4	282.4520	-68.92	-13.00	55.92	-11.97	-37.02	25.05	184	Z	Horizontal
5	753.3730	-39.04	-13.00	26.04	-2.83	-34.20	31.37	229	Z	NA
6	783.4730	-20.76	-13.00	7.76	-3.20	-34.23	31.03	56	Z	NA

DC_13A-66A_N2 372000 20M DFT-s-OFDM Pi/2 BPSK RB Size-1 RB Offset-1 SCS 15KHz
30M-1G H



Test Graph

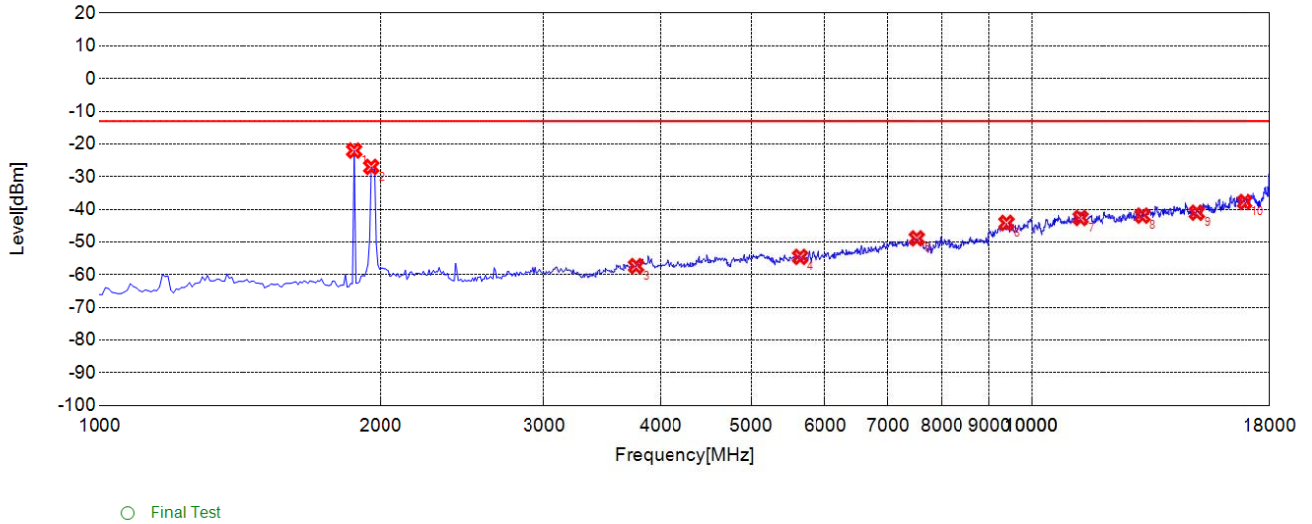


Suspected List										
NO.	Freq. [MHz]	Level [dBm]	Limit [dBm]	Margin [dB]	Factor [dB]	Path [dB]	Air [dB]	Angle [°]	EUT Pol.	Ant. Pol.
1	38.7390	-56.06	-13.00	43.06	-16.41	-39.55	23.14	34	Z	Vertical
2	98.9390	-69.11	-13.00	56.11	-12.86	-38.70	25.84	154	Z	Vertical
3	155.2550	-70.36	-13.00	57.36	-16.85	-38.52	21.67	55	Z	Vertical
4	327.1170	-73.05	-13.00	60.05	-11.20	-37.03	25.83	238	Z	Vertical
5	754.3440	-46.32	-13.00	33.32	-2.48	-34.20	31.72	157	Z	NA
6	784.4440	-26.11	-13.00	13.11	-3.35	-34.23	30.88	354	Z	NA

DC_13A-66A_N2 372000 20M DFT-s-OFDM Pi/2 BPSK RB Size-1 RB Offset-1 SCS 15KHz
30M-1G V



Test Graph

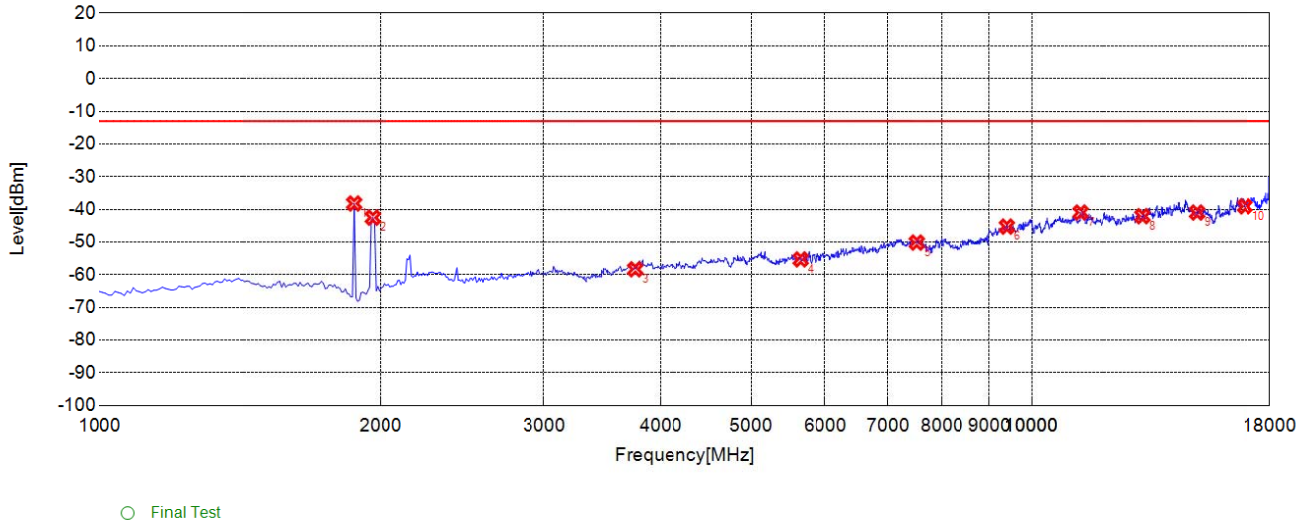


Suspected List										
NO.	Freq. [MHz]	Level [dBm]	Limit [dBm]	Margin [dB]	Factor [dB]	Path [dB]	Air [dB]	Angle [°]	EUT Pol.	Ant. Pol.
1	1872.8730	-22.02	-13.00	9.02	-6.77	-46.70	39.93	34	Z	NA
2	1952.9530	-27.03	-13.00	14.03	-5.04	-46.42	41.38	157	Z	NA
3	3762.7630	-57.39	-13.00	44.39	-7.87	-47.22	39.35	56	Z	Horizontal
4	5636.6370	-54.56	-13.00	41.56	-2.08	-42.90	40.82	195	Z	Horizontal
5	7518.5190	-48.89	-13.00	35.89	7.76	-38.24	46.00	205	Z	Horizontal
6	9396.3960	-44.18	-13.00	31.18	12.63	-36.40	49.03	46	Z	Horizontal
7	11279.2790	-42.65	-13.00	29.65	14.70	-34.15	48.85	315	Z	Horizontal
8	13162.1620	-41.94	-13.00	28.94	20.23	-29.49	49.72	229	Z	Horizontal
9	15036.0360	-41.04	-13.00	28.04	20.50	-29.34	49.84	294	Z	Horizontal
10	16918.9190	-37.77	-13.00	24.77	24.36	-27.94	52.30	164	Z	Horizontal

DC_13A-66A_N2 376000 20M DFT-s-OFDM Pi/2 BPSK RB Size-1 RB Offset-1 SCS 15KHz
1-18G H



Test Graph

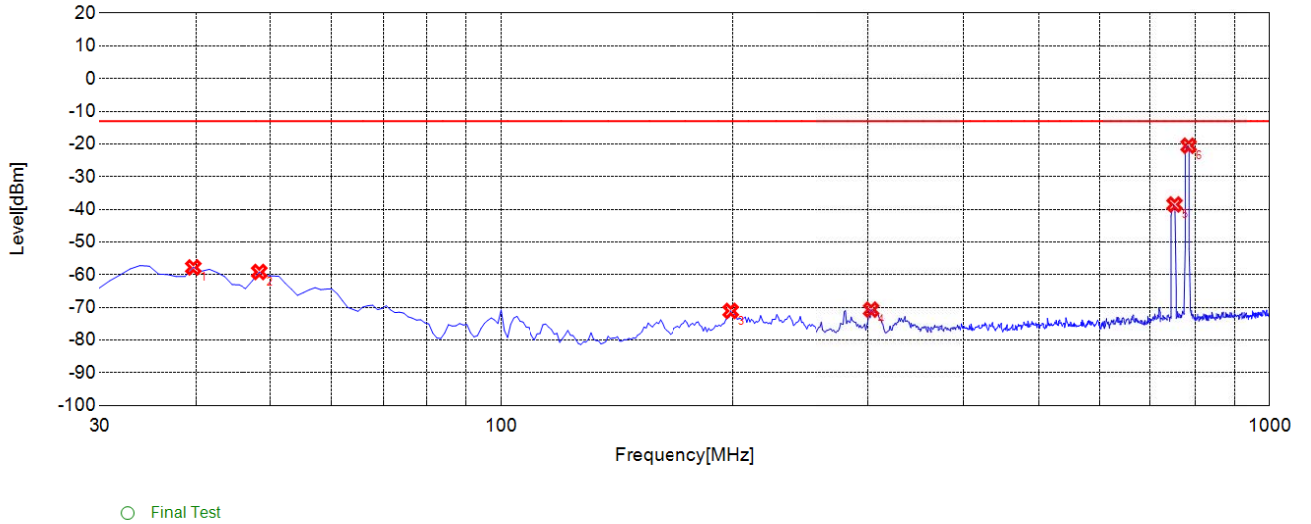


Suspected List										
NO.	Freq. [MHz]	Level [dBm]	Limit [dBm]	Margin [dB]	Factor [dB]	Path [dB]	Air [dB]	Angle [°]	EUT Pol.	Ant. Pol.
1	1872.8730	-38.22	-13.00	25.22	-10.80	-46.70	35.90	4	Z	NA
2	1960.9610	-42.55	-13.00	29.55	-10.43	-46.39	35.96	157	Z	NA
3	3754.7550	-58.35	-13.00	45.35	-8.43	-47.49	39.06	65	Z	Vertical
4	5644.6450	-55.32	-13.00	42.32	-2.36	-42.85	40.49	94	Z	Vertical
5	7518.5190	-50.18	-13.00	37.18	7.44	-38.24	45.68	264	Z	Vertical
6	9405.4050	-45.28	-13.00	32.28	12.56	-36.48	49.04	154	Z	Vertical
7	11279.2790	-40.97	-13.00	27.97	14.71	-34.15	48.86	265	Z	Vertical
8	13162.1620	-42.09	-13.00	29.09	19.65	-29.49	49.14	212	Z	Vertical
9	15045.0450	-40.99	-13.00	27.99	20.38	-29.19	49.57	49	Z	Vertical
10	16927.9280	-39.09	-13.00	26.09	23.37	-28.31	51.68	93	Z	Vertical

DC_13A-66A_N2 376000 20M DFT-s-OFDM Pi/2 BPSK RB Size-1 RB Offset-1 SCS 15KHz
1-18G V



Test Graph

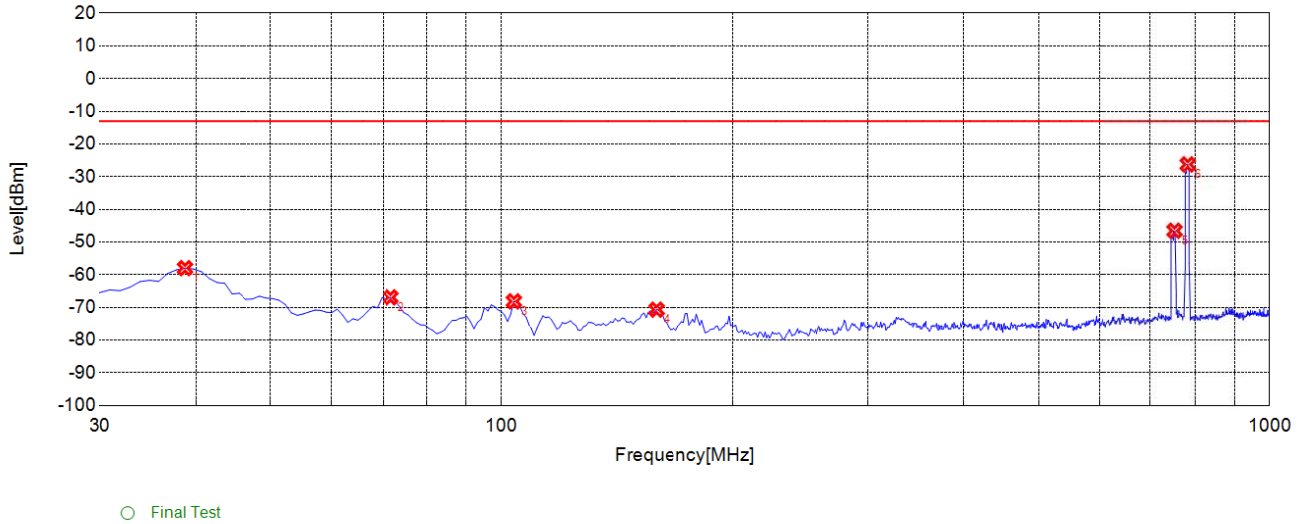


Suspected List										
NO.	Freq. [MHz]	Level [dBm]	Limit [dBm]	Margin [dB]	Factor [dB]	Path [dB]	Air [dB]	Angle [°]	EUT Pol.	Ant. Pol.
1	39.7100	-57.77	-13.00	44.77	-7.19	-39.54	32.35	34	Z	Horizontal
2	48.4480	-59.17	-13.00	46.17	-7.02	-39.47	32.45	264	Z	Horizontal
3	198.9490	-71.09	-13.00	58.09	-14.91	-37.86	22.95	154	Z	Horizontal
4	302.8430	-70.7	-13.00	57.70	-12.21	-36.96	24.75	358	Z	Horizontal
5	752.4020	-38.51	-13.00	25.51	-2.88	-34.20	31.32	154	Z	NA
6	784.4440	-20.54	-13.00	7.54	-3.21	-34.23	31.02	91	Z	NA

DC_13A-66A_N2 376000 20M DFT-s-OFDM Pi/2 BPSK RB Size-1 RB Offset-1 SCS 15KHz
30M-1G H



Test Graph

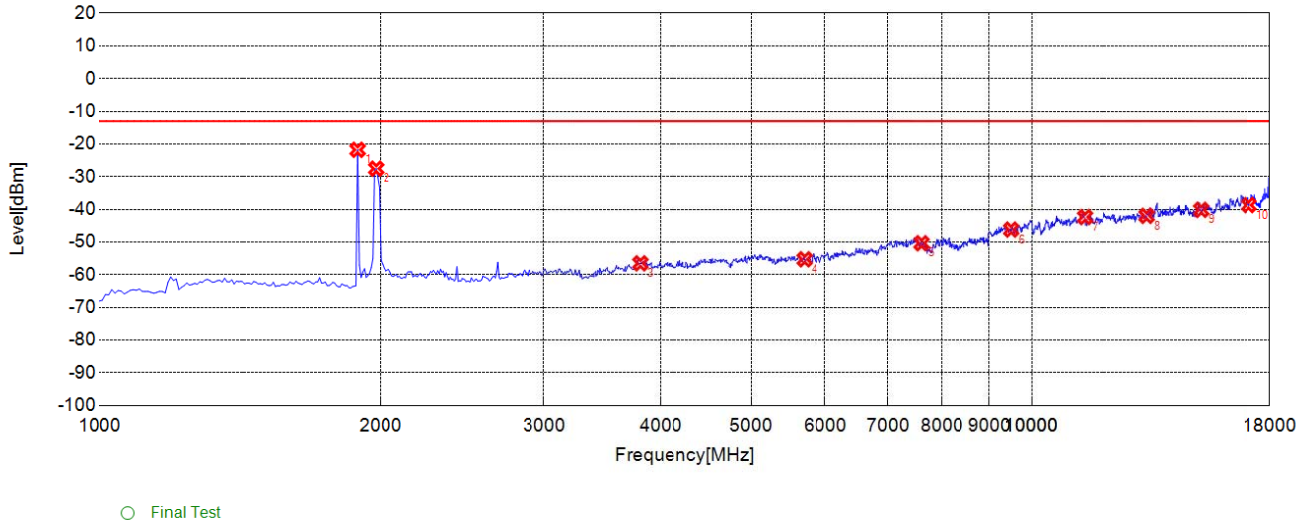


Suspected List										
NO.	Freq. [MHz]	Level [dBm]	Limit [dBm]	Margin [dB]	Factor [dB]	Path [dB]	Air [dB]	Angle [°]	EUT Pol.	Ant. Pol.
1	38.7390	-58	-13.00	45.00	-16.41	-39.55	23.14	34	Z	Vertical
2	71.7520	-66.93	-13.00	53.93	-18.59	-39.44	20.85	278	Z	Vertical
3	103.7940	-68.16	-13.00	55.16	-13.84	-38.70	24.86	216	Z	Vertical
4	159.1390	-70.7	-13.00	57.70	-16.94	-38.41	21.47	36	Z	Vertical
5	752.4020	-46.56	-13.00	33.56	-2.55	-34.20	31.65	154	Z	NA
6	782.5030	-26.26	-13.00	13.26	-3.31	-34.23	30.92	89	Z	NA

DC_13A-66A_N2 376000 20M DFT-s-OFDM Pi/2 BPSK RB Size-1 RB Offset-1 SCS 15KHz
30M-1G V



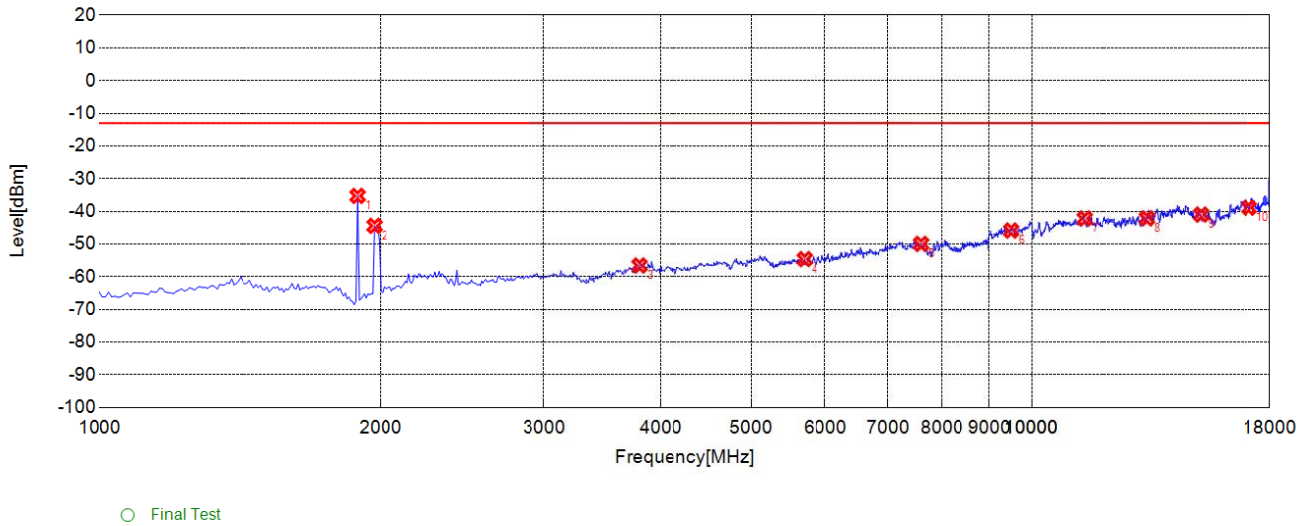
Test Graph



Suspected List										
NO.	Freq. [MHz]	Level [dBm]	Limit [dBm]	Margin [dB]	Factor [dB]	Path [dB]	Air [dB]	Angle [°]	EUT Pol.	Ant. Pol.
1	1888.8890	-21.79	-13.00	8.79	-6.38	-46.72	40.34	34	Z	NA
2	1976.9770	-27.55	-13.00	14.55	-4.62	-46.34	41.72	254	Z	NA
3	3802.8030	-56.53	-13.00	43.53	-6.52	-46.01	39.49	157	Z	Horizontal
4	5700.7010	-55.29	-13.00	42.29	-1.91	-42.74	40.83	54	Z	Horizontal
5	7606.6070	-50.38	-13.00	37.38	7.24	-37.81	45.05	64	Z	Horizontal
6	9504.5050	-46.2	-13.00	33.20	10.83	-37.36	48.19	341	Z	Horizontal
7	11405.4050	-42.37	-13.00	29.37	15.96	-33.51	49.47	154	Z	Horizontal
8	13297.2970	-42	-13.00	29.00	20.36	-29.20	49.56	198	Z	Horizontal
9	15198.1980	-40.17	-13.00	27.17	21.21	-29.15	50.36	25	Z	Horizontal
10	17099.0990	-38.71	-13.00	25.71	24.02	-27.37	51.39	129	Z	Horizontal

DC_13A-66A_N2 380000 20M DFT-s-OFDM Pi/2 BPSK RB Size-1 RB Offset-1 SCS 15KHz
1-18G H

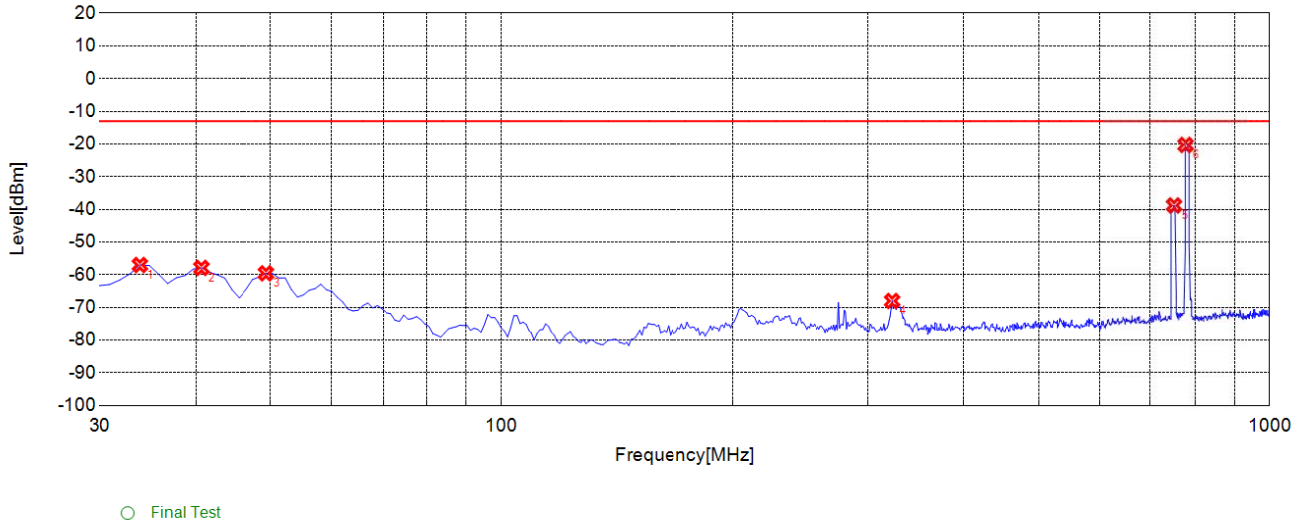
Test Graph



Suspected List										
NO.	Freq. [MHz]	Level [dBm]	Limit [dBm]	Margin [dB]	Factor [dB]	Path [dB]	Air [dB]	Angle [°]	EUT Pol.	Ant. Pol.
1	1888.8890	-35.29	-13.00	22.29	-11.08	-46.72	35.64	334	Z	NA
2	1968.9690	-44.44	-13.00	31.44	-10.34	-46.37	36.03	154	Z	NA
3	3794.7950	-56.58	-13.00	43.58	-7.07	-46.13	39.06	246	Z	Vertical
4	5700.7010	-54.62	-13.00	41.62	-2.07	-42.74	40.67	158	Z	Vertical
5	7598.5990	-49.96	-13.00	36.96	7.40	-37.78	45.18	56	Z	Vertical
6	9504.5050	-45.88	-13.00	32.88	11.05	-37.36	48.41	197	Z	Vertical
7	11396.3960	-42.22	-13.00	29.22	15.98	-33.33	49.31	134	Z	Vertical
8	13306.3060	-42.15	-13.00	29.15	20.19	-29.02	49.21	259	Z	Vertical
9	15198.1980	-40.99	-13.00	27.99	19.95	-29.15	49.10	187	Z	Vertical
10	17108.1080	-38.9	-13.00	25.90	23.11	-27.49	50.60	334	Z	Vertical

DC_13A-66A_N2 380000 20M DFT-s-OFDM Pi/2 BPSK RB Size-1 RB Offset-1 SCS 15KHz
1-18G V

Test Graph

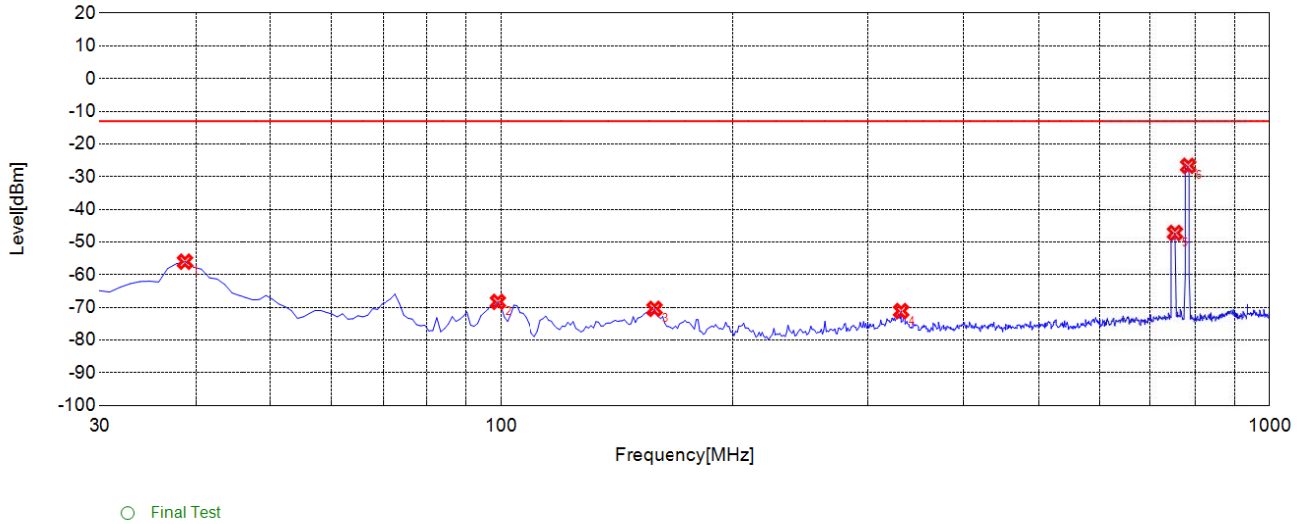


Suspected List										
NO.	Freq. [MHz]	Level [dBm]	Limit [dBm]	Margin [dB]	Factor [dB]	Path [dB]	Air [dB]	Angle [°]	EUT Pol.	Ant. Pol.
1	33.8840	-57.03	-13.00	44.03	-9.81	-39.59	29.78	34	Z	Horizontal
2	40.6810	-57.93	-13.00	44.93	-7.05	-39.53	32.48	154	Z	Horizontal
3	49.4190	-59.59	-13.00	46.59	-7.01	-39.46	32.45	126	Z	Horizontal
4	322.2620	-68.04	-13.00	55.04	-12.55	-37.01	24.46	56	Z	Horizontal
5	751.4310	-38.81	-13.00	25.81	-2.93	-34.20	31.27	50	Z	NA
6	777.6480	-20.31	-13.00	7.31	-3.07	-34.22	31.15	224	Z	NA

DC_13A-66A_N2 380000 20M DFT-s-OFDM Pi/2 BPSK RB Size-1 RB Offset-1 SCS 15KHz
30M-1G H



Test Graph

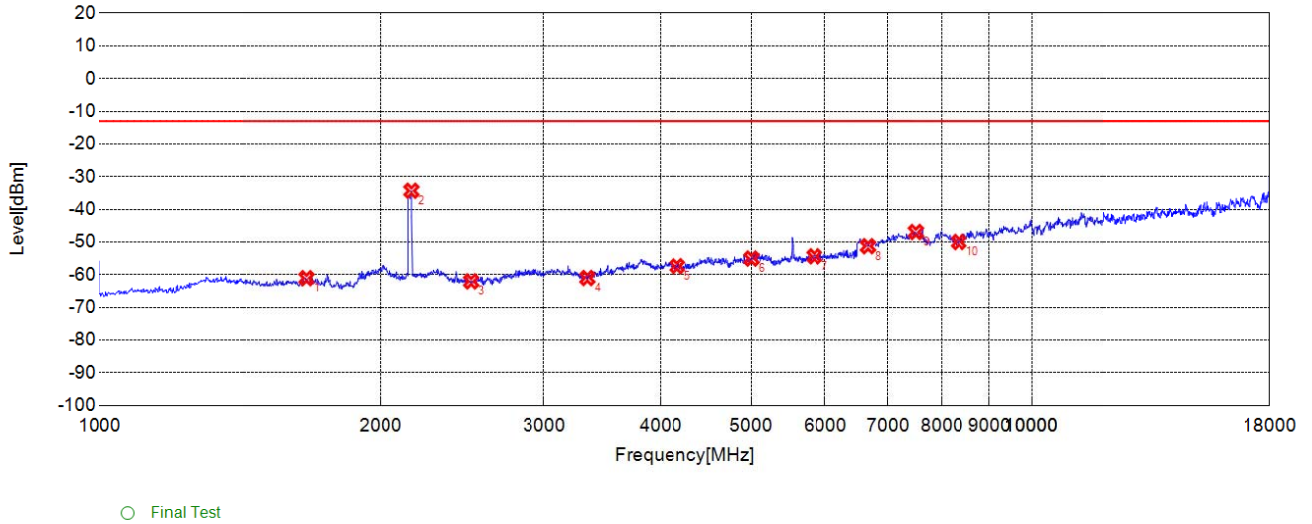


Suspected List										
NO.	Freq. [MHz]	Level [dBm]	Limit [dBm]	Margin [dB]	Factor [dB]	Path [dB]	Air [dB]	Angle [°]	EUT Pol.	Ant. Pol.
1	38.7390	-56.02	-13.00	43.02	-16.41	-39.55	23.14	341	Z	Vertical
2	98.9390	-68.3	-13.00	55.30	-12.86	-38.70	25.84	154	Z	Vertical
3	158.1680	-70.45	-13.00	57.45	-16.92	-38.44	21.52	56	Z	Vertical
4	331.0010	-71.12	-13.00	58.12	-10.99	-37.04	26.05	297	Z	Vertical
5	753.3730	-47.23	-13.00	34.23	-2.51	-34.20	31.69	264	Z	NA
6	783.4730	-26.69	-13.00	13.69	-3.33	-34.23	30.90	35	Z	NA

DC_13A-66A_N2 380000 20M DFT-s-OFDM Pi/2 BPSK RB Size-1 RB Offset-1 SCS 15KHz
30M-1G V



Test Graph

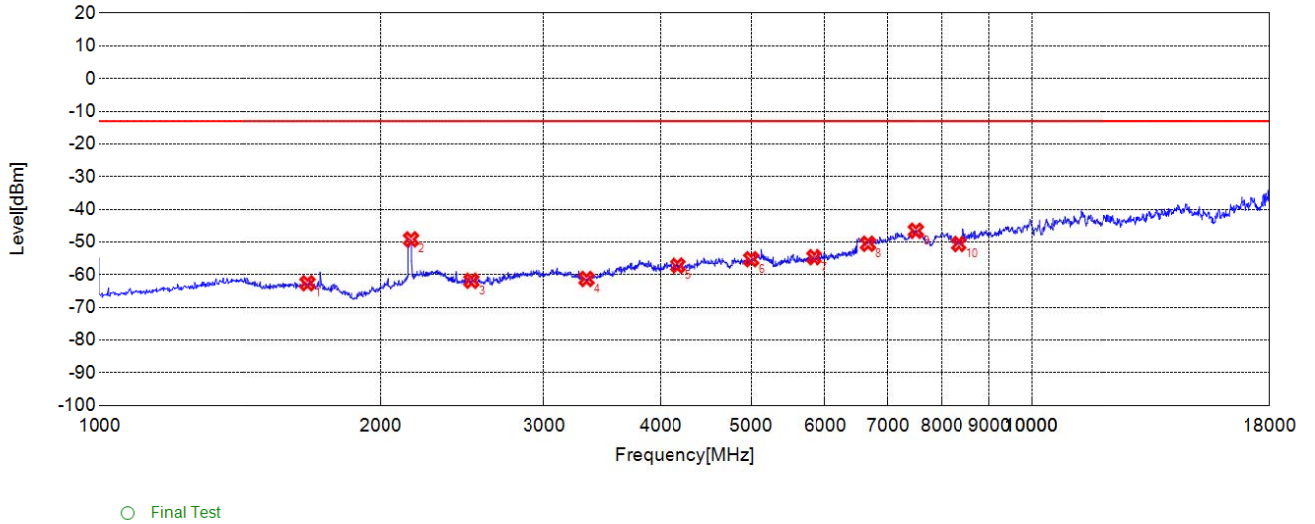


Suspected List										
NO.	Freq. [MHz]	Level [dBm]	Limit [dBm]	Margin [dB]	Factor [dB]	Path [dB]	Air [dB]	Angle [°]	EUT Pol.	Ant. Pol.
1	1666.6670	-61.07	-13.00	48.07	-8.79	-46.28	37.49	43	Z	Horizontal
2	2161.1610	-34.32	-13.00	21.32	-7.78	-46.76	38.98	154	Z	NA
3	2503.5040	-62.05	-13.00	49.05	-10.44	-47.13	36.69	200	Z	Horizontal
4	3339.8400	-61.02	-13.00	48.02	-9.95	-48.06	38.11	46	Z	Horizontal
5	4166.6670	-57.4	-13.00	44.40	-7.10	-46.86	39.76	18	Z	Horizontal
6	5004.0040	-55.07	-13.00	42.07	-2.44	-43.81	41.37	143	Z	Horizontal
7	5841.3410	-54.38	-13.00	41.38	-0.99	-42.35	41.36	98	Z	Horizontal
8	6672.6730	-51.29	-13.00	38.29	3.83	-39.20	43.03	345	Z	Horizontal
9	7501.5020	-46.95	-13.00	33.95	10.71	-35.48	46.19	61	Z	Horizontal
10	8341.8420	-49.99	-13.00	36.99	8.74	-36.18	44.92	227	Z	Horizontal

DC_66A-46A_N5 166800 20M DFT-s-OFDM Pi/2 BPSK RB Size-1 RB Offset-1 SCS 15KHz
1-18G H



Test Graph

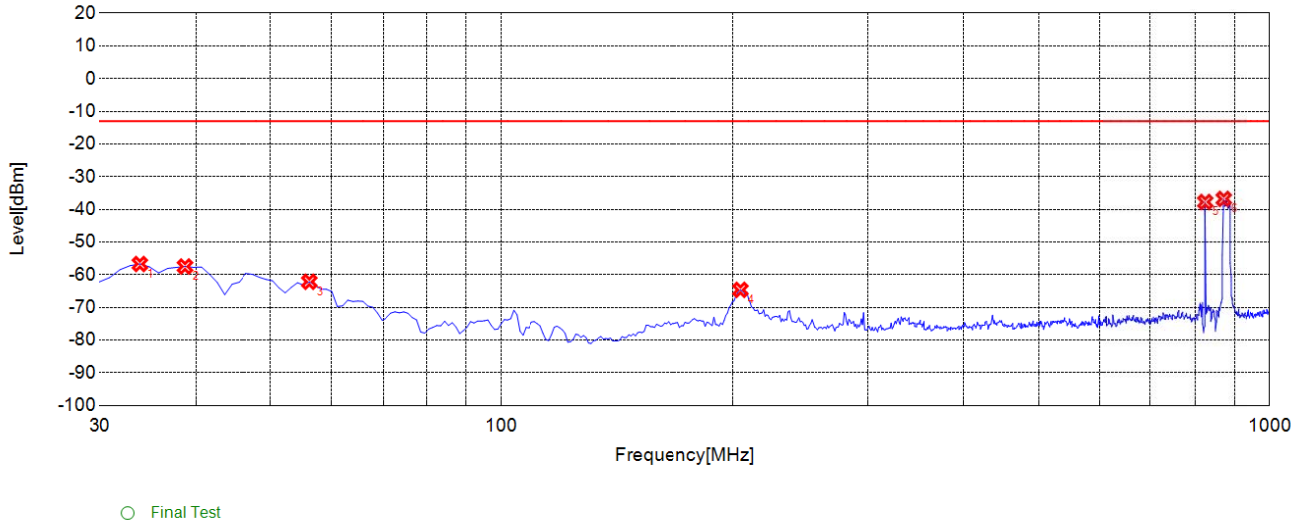


Suspected List										
NO.	Freq. [MHz]	Level [dBm]	Limit [dBm]	Margin [dB]	Factor [dB]	Path [dB]	Air [dB]	Angle [°]	EUT Pol.	Ant. Pol.
1	1670.6710	-62.61	-13.00	49.61	-9.66	-46.29	36.63	45	Z	Vertical
2	2159.1590	-49.19	-13.00	36.19	-8.30	-46.75	38.45	97	Z	NA
3	2505.5060	-61.86	-13.00	48.86	-10.60	-47.15	36.55	125	Z	Vertical
4	3332.8330	-61.31	-13.00	48.31	-10.54	-48.05	37.51	136	Z	Vertical
5	4173.6740	-57.21	-13.00	44.21	-7.25	-46.74	39.49	52	Z	Vertical
6	5000.5010	-55.26	-13.00	42.26	-3.05	-43.81	40.76	60	Z	Vertical
7	5837.8380	-54.65	-13.00	41.65	-1.34	-42.40	41.06	304	Z	Vertical
8	6672.6730	-50.53	-13.00	37.53	3.88	-39.20	43.08	168	Z	Vertical
9	7501.5020	-46.56	-13.00	33.56	10.30	-35.48	45.78	40	Z	Vertical
10	8341.8420	-50.6	-13.00	37.60	8.57	-36.18	44.75	55	Z	Vertical

DC_66A-46A_N5 166800 20M DFT-s-OFDM Pi/2 BPSK RB Size-1 RB Offset-1 SCS 15KHz
1-18G V



Test Graph



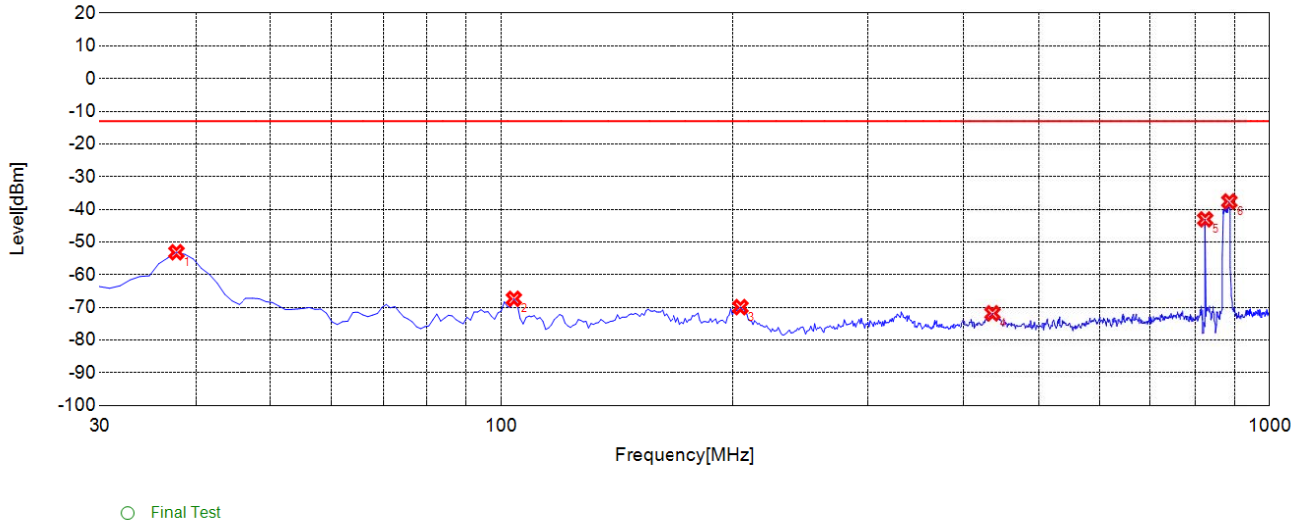
Suspected List

NO.	Freq. [MHz]	Level [dBm]	Limit [dBm]	Margin [dB]	Factor [dB]	Path [dB]	Air [dB]	Angle [°]	EUT Pol.	Ant. Pol.
1	33.8840	-56.73	-13.00	43.73	-9.81	-39.59	29.78	354	Z	Horizontal
2	38.7390	-57.49	-13.00	44.49	-7.63	-39.55	31.92	55	Z	Horizontal
3	56.2160	-62.16	-13.00	49.16	-9.45	-39.48	30.03	94	Z	Horizontal
4	204.7750	-64.64	-13.00	51.64	-14.51	-37.71	23.20	301	Z	Horizontal
5	824.2540	-37.75	-13.00	24.75	-3.01	-34.17	31.16	50	Z	NA
6	870.8610	-36.81	-13.00	23.81	-2.19	-34.04	31.85	106	Z	NA

DC_66A-46A_N5 166800 20M DFT-s-OFDM Pi/2 BPSK RB Size-1 RB Offset-1 SCS 15KHz
30M-1G H



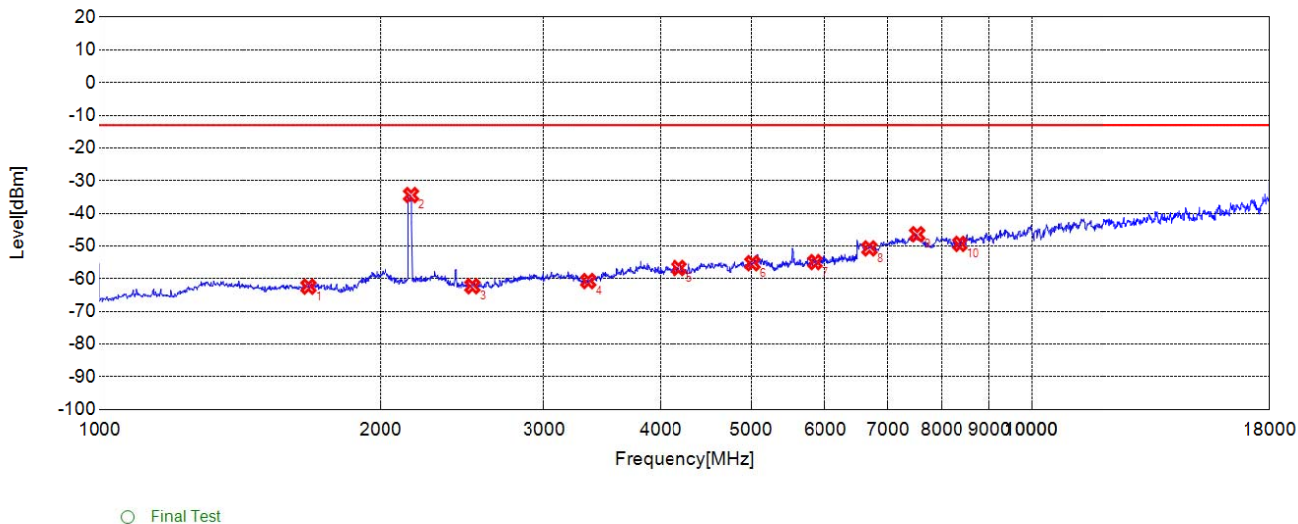
Test Graph



Suspected List										
NO.	Freq. [MHz]	Level [dBm]	Limit [dBm]	Margin [dB]	Factor [dB]	Path [dB]	Air [dB]	Angle [°]	EUT Pol.	Ant. Pol.
1	37.7680	-53.14	-13.00	40.14	-16.48	-39.56	23.08	60	Z	Vertical
2	103.7940	-67.38	-13.00	54.38	-13.84	-38.70	24.86	157	Z	Vertical
3	204.7750	-69.93	-13.00	56.93	-16.40	-37.71	21.31	135	Z	Vertical
4	435.8660	-71.82	-13.00	58.82	-8.97	-35.59	26.62	160	Z	Vertical
5	824.2540	-43.06	-13.00	30.06	-2.81	-34.17	31.36	44	Z	NA
6	885.4250	-37.6	-13.00	24.60	-1.36	-34.00	32.64	325	Z	NA

DC_66A-46A_N5 166800 20M DFT-s-OFDM Pi/2 BPSK RB Size-1 RB Offset-1 SCS 15KHz
30M-1G V

Test Graph

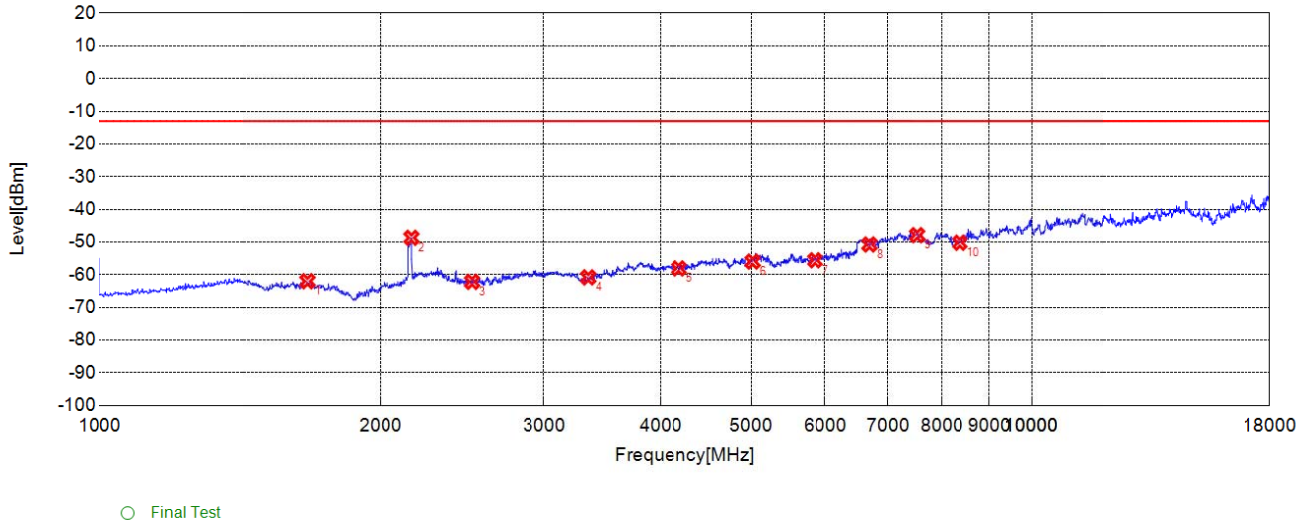


Suspected List										
NO.	Freq. [MHz]	Level [dBm]	Limit [dBm]	Margin [dB]	Factor [dB]	Path [dB]	Air [dB]	Angle [°]	EUT Pol.	Ant. Pol.
1	1674.6750	-62.43	-13.00	49.43	-8.70	-46.30	37.60	305	Z	Horizontal
2	2159.1590	-34.41	-13.00	21.41	-7.78	-46.75	38.97	154	Z	NA
3	2511.5120	-62.3	-13.00	49.30	-10.50	-47.21	36.71	135	Z	Horizontal
4	3346.8470	-60.73	-13.00	47.73	-9.93	-48.06	38.13	56	Z	Horizontal
5	4184.1840	-56.73	-13.00	43.73	-6.87	-46.57	39.70	360	Z	Horizontal
6	5014.5150	-55.25	-13.00	42.25	-2.43	-43.82	41.39	65	Z	Horizontal
7	5851.8520	-54.92	-13.00	41.92	-0.89	-42.24	41.35	167	Z	Horizontal
8	6695.6960	-50.74	-13.00	37.74	3.71	-39.17	42.88	204	Z	Horizontal
9	7524.5250	-46.41	-13.00	33.41	10.17	-35.76	45.93	268	Z	Horizontal
10	8364.8650	-49.35	-13.00	36.35	8.71	-36.15	44.86	50	Z	Horizontal

DC_66A-46A_N5 167300 20M DFT-s-OFDM Pi/2 BPSK RB Size-1 RB Offset-1 SCS 15KHz
1-18G H



Test Graph

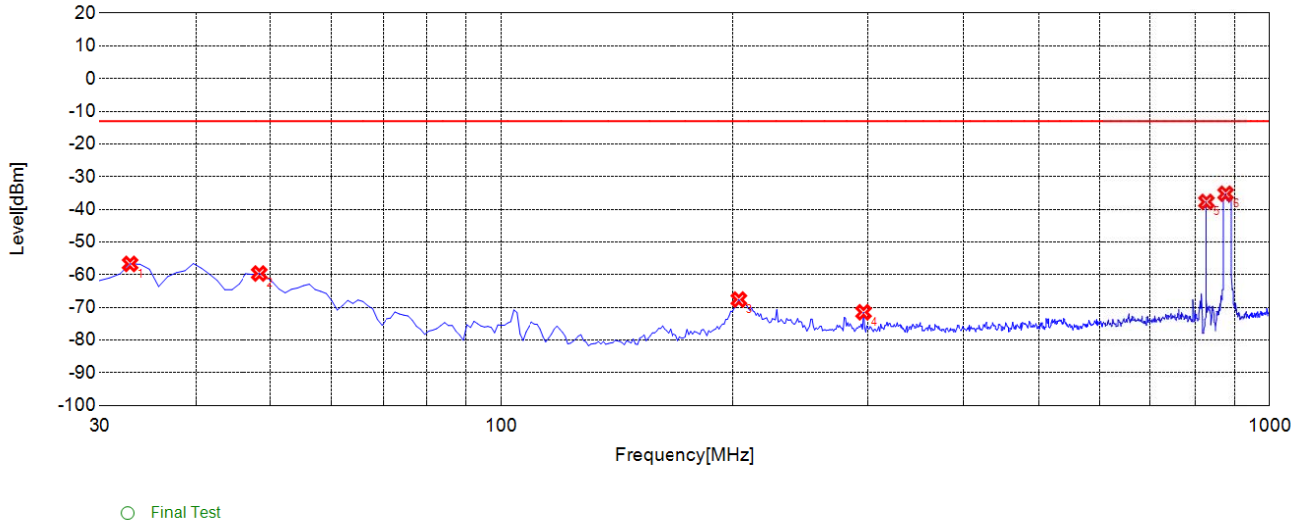


Suspected List										
NO.	Freq. [MHz]	Level [dBm]	Limit [dBm]	Margin [dB]	Factor [dB]	Path [dB]	Air [dB]	Angle [°]	EUT Pol.	Ant. Pol.
1	1670.6710	-62	-13.00	49.00	-9.66	-46.29	36.63	60	Z	Vertical
2	2161.1610	-48.72	-13.00	35.72	-8.25	-46.76	38.51	135	Z	NA
3	2509.5100	-62.18	-13.00	49.18	-10.63	-47.19	36.56	154	Z	Vertical
4	3346.8470	-60.83	-13.00	47.83	-10.53	-48.06	37.53	135	Z	Vertical
5	4184.1840	-58.08	-13.00	45.08	-7.08	-46.57	39.49	225	Z	Vertical
6	5018.0180	-55.99	-13.00	42.99	-2.90	-43.83	40.93	13	Z	Vertical
7	5851.8520	-55.59	-13.00	42.59	-1.11	-42.24	41.13	354	Z	Vertical
8	6695.6960	-50.75	-13.00	37.75	3.73	-39.17	42.90	301	Z	Vertical
9	7524.5250	-47.9	-13.00	34.90	9.88	-35.76	45.64	64	Z	Vertical
10	8364.8650	-50.22	-13.00	37.22	8.58	-36.15	44.73	72	Z	Vertical

DC_66A-46A_N5 167300 20M DFT-s-OFDM Pi/2 BPSK RB Size-1 RB Offset-1 SCS 15KHz
1-18G V



Test Graph

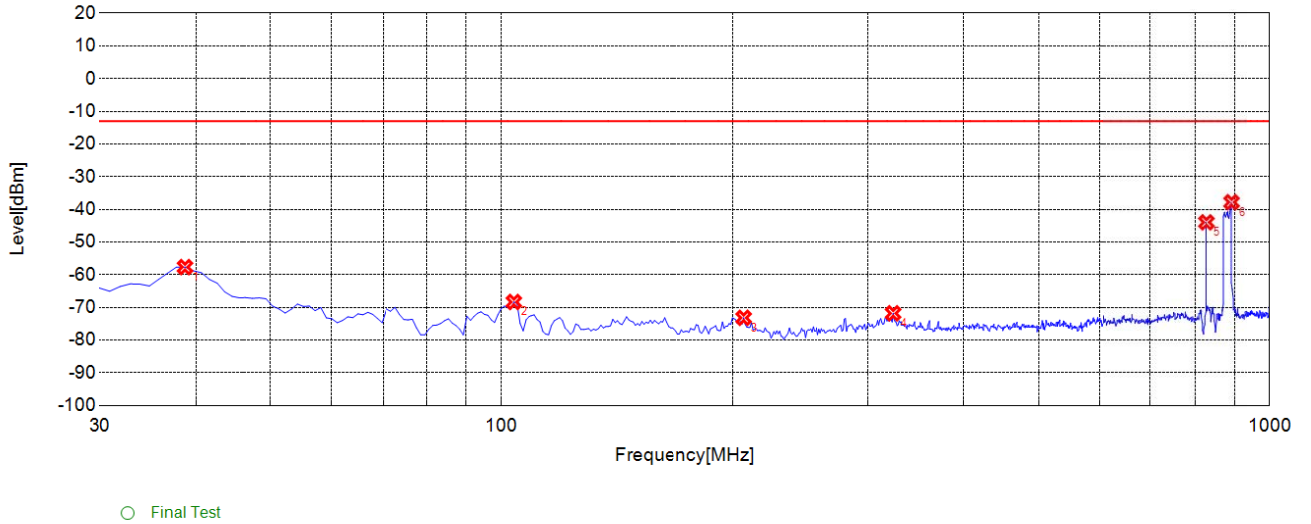


Suspected List										
NO.	Freq. [MHz]	Level [dBm]	Limit [dBm]	Margin [dB]	Factor [dB]	Path [dB]	Air [dB]	Angle [°]	EUT Pol.	Ant. Pol.
1	32.9130	-56.69	-13.00	43.69	-10.25	-39.60	29.35	60	Z	Horizontal
2	48.4480	-59.64	-13.00	46.64	-7.02	-39.47	32.45	324	Z	Horizontal
3	203.8040	-67.61	-13.00	54.61	-14.59	-37.73	23.14	22	Z	Horizontal
4	296.0460	-71.5	-13.00	58.50	-11.97	-36.97	25.00	108	Z	Horizontal
5	827.1670	-37.72	-13.00	24.72	-2.90	-34.16	31.26	48	Z	NA
6	875.7160	-35.24	-13.00	22.24	-2.17	-34.03	31.86	301	Z	NA

DC_66A-46A_N5 167300 20M DFT-s-OFDM Pi/2 BPSK RB Size-1 RB Offset-1 SCS 15KHz
30M-1G H



Test Graph

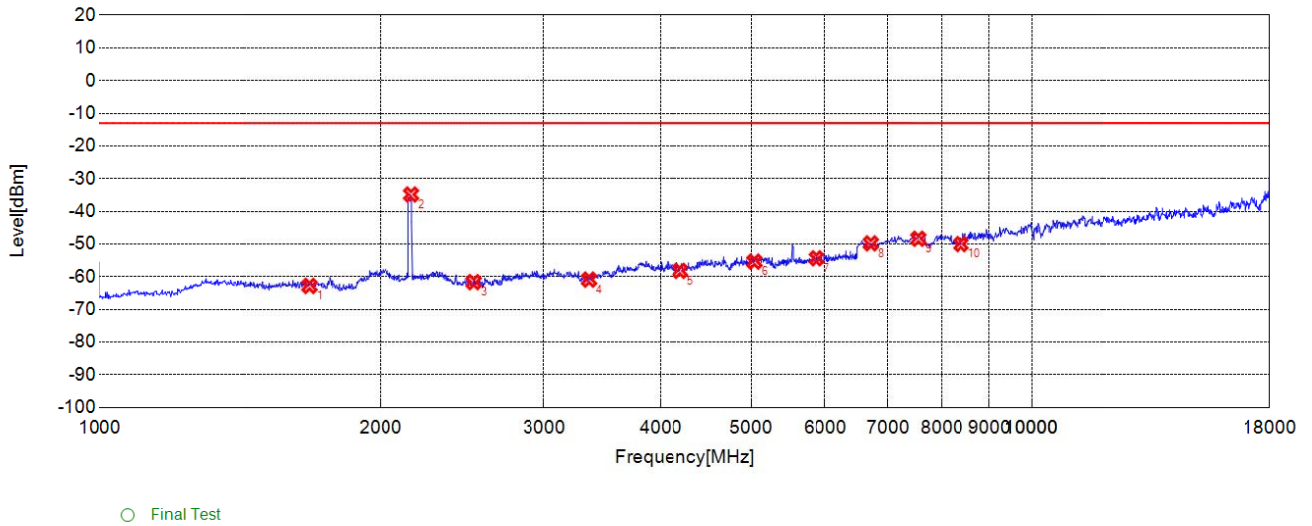


Suspected List										
NO.	Freq. [MHz]	Level [dBm]	Limit [dBm]	Margin [dB]	Factor [dB]	Path [dB]	Air [dB]	Angle [°]	EUT Pol.	Ant. Pol.
1	38.7390	-57.67	-13.00	44.67	-16.41	-39.55	23.14	34	Z	Vertical
2	103.7940	-68.35	-13.00	55.35	-13.84	-38.70	24.86	154	Z	Vertical
3	206.7170	-73.19	-13.00	60.19	-16.50	-37.66	21.16	228	Z	Vertical
4	323.2330	-71.82	-13.00	58.82	-11.38	-37.01	25.63	64	Z	Vertical
5	827.1670	-43.98	-13.00	30.98	-2.67	-34.16	31.49	49	Z	NA
6	891.2510	-37.82	-13.00	24.82	-1.25	-33.99	32.74	332	Z	NA

DC_66A-46A_N5 167300 20M DFT-s-OFDM Pi/2 BPSK RB Size-1 RB Offset-1 SCS 15KHz
30M-1G V



Test Graph

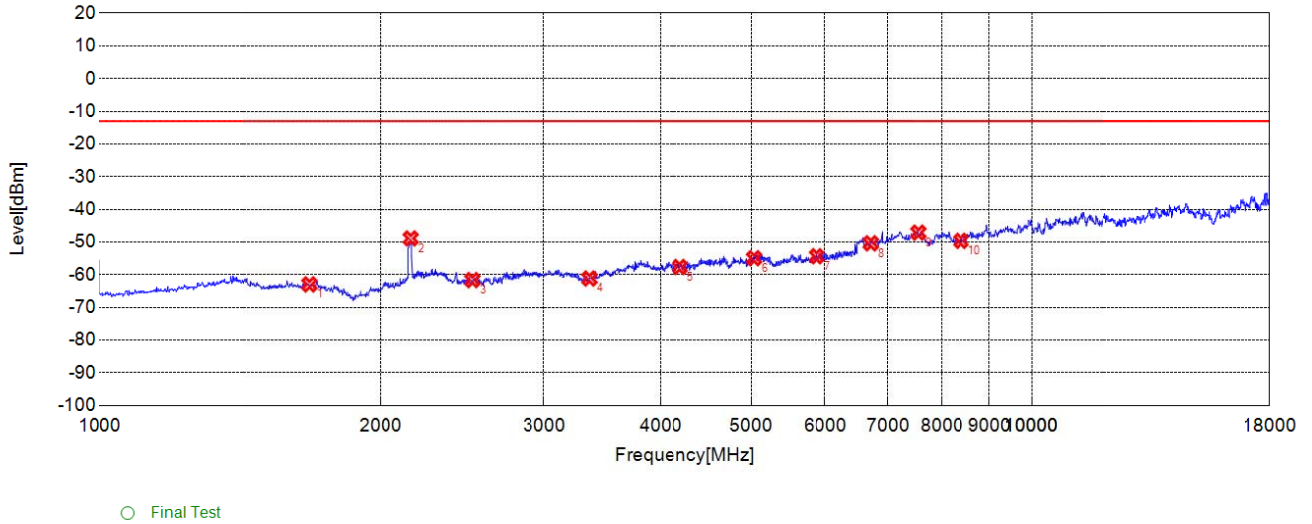


Suspected List										
NO.	Freq. [MHz]	Level [dBm]	Limit [dBm]	Margin [dB]	Factor [dB]	Path [dB]	Air [dB]	Angle [°]	EUT Pol.	Ant. Pol.
1	1678.6790	-62.83	-13.00	49.83	-8.66	-46.31	37.65	40	Z	Horizontal
2	2159.1590	-34.85	-13.00	21.85	-7.78	-46.75	38.97	123	Z	NA
3	2519.5200	-61.67	-13.00	48.67	-10.56	-47.29	36.73	154	Z	Horizontal
4	3353.8540	-60.89	-13.00	47.89	-9.86	-48.02	38.16	301	Z	Horizontal
5	4198.1980	-58.22	-13.00	45.22	-6.68	-46.34	39.66	52	Z	Horizontal
6	5039.0390	-55.4	-13.00	42.40	-2.42	-43.85	41.43	264	Z	Horizontal
7	5872.8730	-54.38	-13.00	41.38	-1.10	-42.43	41.33	281	Z	Horizontal
8	6718.7190	-49.81	-13.00	36.81	4.05	-38.81	42.86	69	Z	Horizontal
9	7547.5480	-48.39	-13.00	35.39	9.62	-36.04	45.66	54	Z	Horizontal
10	8387.8880	-50.03	-13.00	37.03	8.81	-36.00	44.81	358	Z	Horizontal

DC_66A-46A_N5 167800 20M DFT-s-OFDM Pi/2 BPSK RB Size-1 RB Offset-1 SCS 15KHz
1-18G H



Test Graph

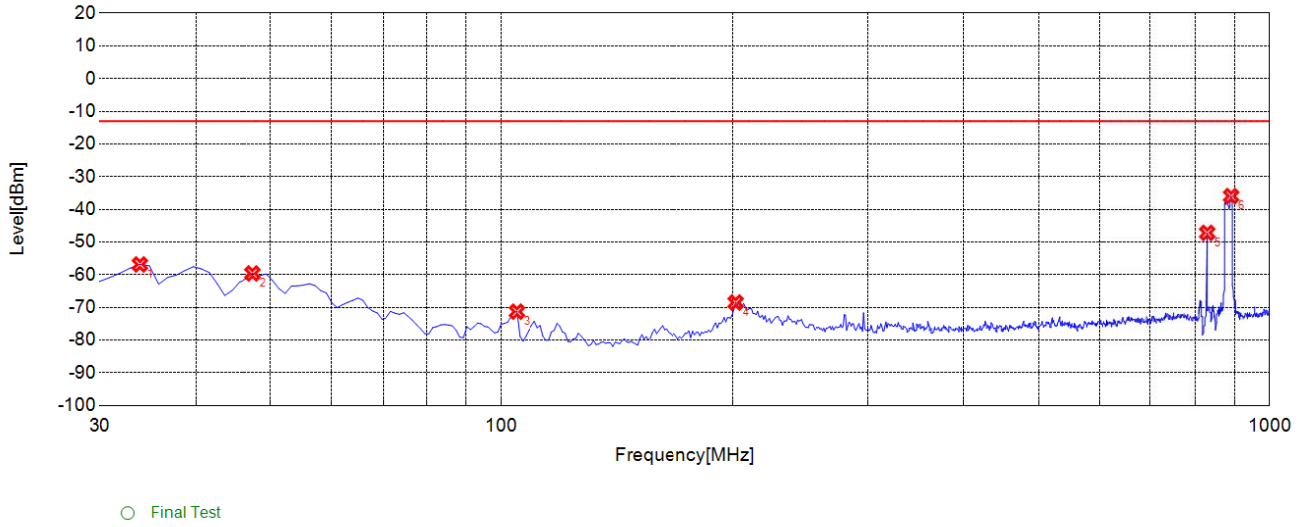


Suspected List										
NO.	Freq. [MHz]	Level [dBm]	Limit [dBm]	Margin [dB]	Factor [dB]	Path [dB]	Air [dB]	Angle [°]	EUT Pol.	Ant. Pol.
1	1678.6790	-62.97	-13.00	49.97	-9.60	-46.31	36.71	35	Z	Vertical
2	2157.1570	-48.91	-13.00	35.91	-8.35	-46.75	38.40	154	Z	NA
3	2511.5120	-61.65	-13.00	48.65	-10.64	-47.21	36.57	167	Z	Vertical
4	3357.3570	-61.18	-13.00	48.18	-10.44	-47.98	37.54	154	Z	Vertical
5	4194.6950	-57.64	-13.00	44.64	-6.92	-46.40	39.48	32	Z	Vertical
6	5035.5360	-54.96	-13.00	41.96	-2.75	-43.85	41.10	169	Z	Vertical
7	5876.3760	-54.35	-13.00	41.35	-1.22	-42.46	41.24	154	Z	Vertical
8	6718.7190	-50.4	-13.00	37.40	4.11	-38.81	42.92	156	Z	Vertical
9	7547.5480	-47.13	-13.00	34.13	9.46	-36.04	45.50	54	Z	Vertical
10	8387.8880	-49.65	-13.00	36.65	8.71	-36.00	44.71	89	Z	Vertical

DC_66A-46A_N5 167800 20M DFT-s-OFDM Pi/2 BPSK RB Size-1 RB Offset-1 SCS 15KHz
1-18G V



Test Graph

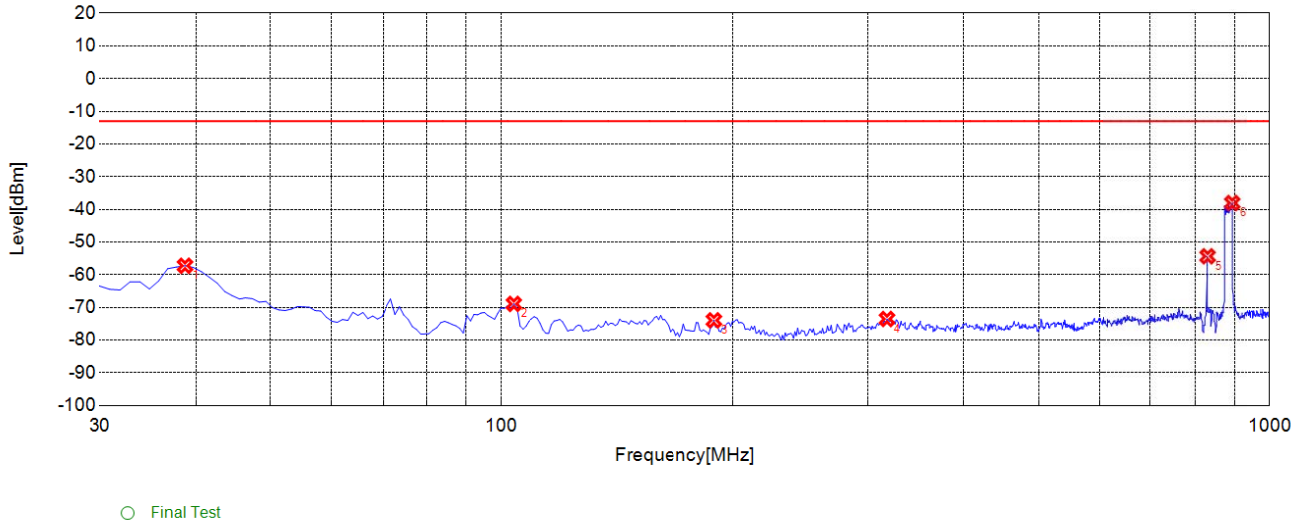


Suspected List										
NO.	Freq. [MHz]	Level [dBm]	Limit [dBm]	Margin [dB]	Factor [dB]	Path [dB]	Air [dB]	Angle [°]	EUT Pol.	Ant. Pol.
1	33.8840	-56.86	-13.00	43.86	-9.81	-39.59	29.78	56	Z	Horizontal
2	47.4770	-59.62	-13.00	46.62	-7.02	-39.48	32.46	235	Z	Horizontal
3	104.7650	-71.31	-13.00	58.31	-17.53	-38.70	21.17	47	Z	Horizontal
4	201.8620	-68.52	-13.00	55.52	-14.77	-37.79	23.02	55	Z	Horizontal
5	829.1090	-47.2	-13.00	34.20	-2.82	-34.15	31.33	235	Z	NA
6	890.2800	-35.96	-13.00	22.96	-2.01	-33.99	31.98	4	Z	NA

DC_66A-46A_N5 167800 20M DFT-s-OFDM Pi/2 BPSK RB Size-1 RB Offset-1 SCS 15KHz
30M-1G H



Test Graph

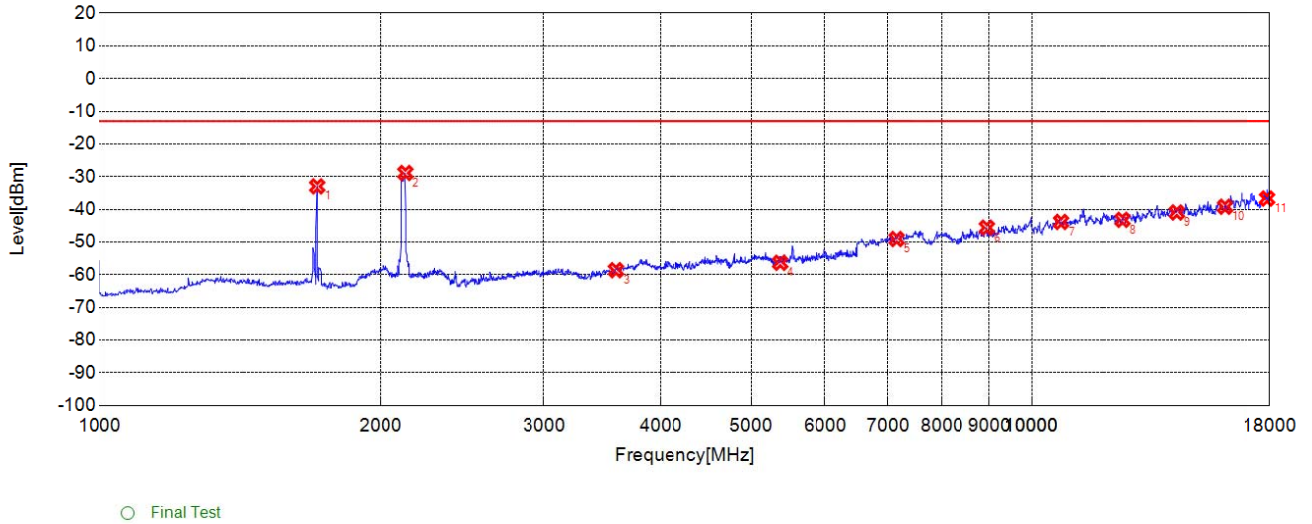


Suspected List										
NO.	Freq. [MHz]	Level [dBm]	Limit [dBm]	Margin [dB]	Factor [dB]	Path [dB]	Air [dB]	Angle [°]	EUT Pol.	Ant. Pol.
1	38.7390	-57.27	-13.00	44.27	-16.41	-39.55	23.14	64	Z	Vertical
2	103.7940	-68.93	-13.00	55.93	-13.84	-38.70	24.86	135	Z	Vertical
3	189.2390	-73.96	-13.00	60.96	-15.49	-38.10	22.61	187	Z	Vertical
4	317.4070	-73.55	-13.00	60.55	-11.61	-36.99	25.38	204	Z	Vertical
5	830.0800	-54.37	-13.00	41.37	-2.53	-34.15	31.62	79	Z	NA
6	893.1930	-38.06	-13.00	25.06	-1.36	-33.99	32.63	331	Z	NA

DC_66A-46A_N5 167800 20M DFT-s-OFDM Pi/2 BPSK RB Size-1 RB Offset-1 SCS 15KHz
30M-1G V



Test Graph

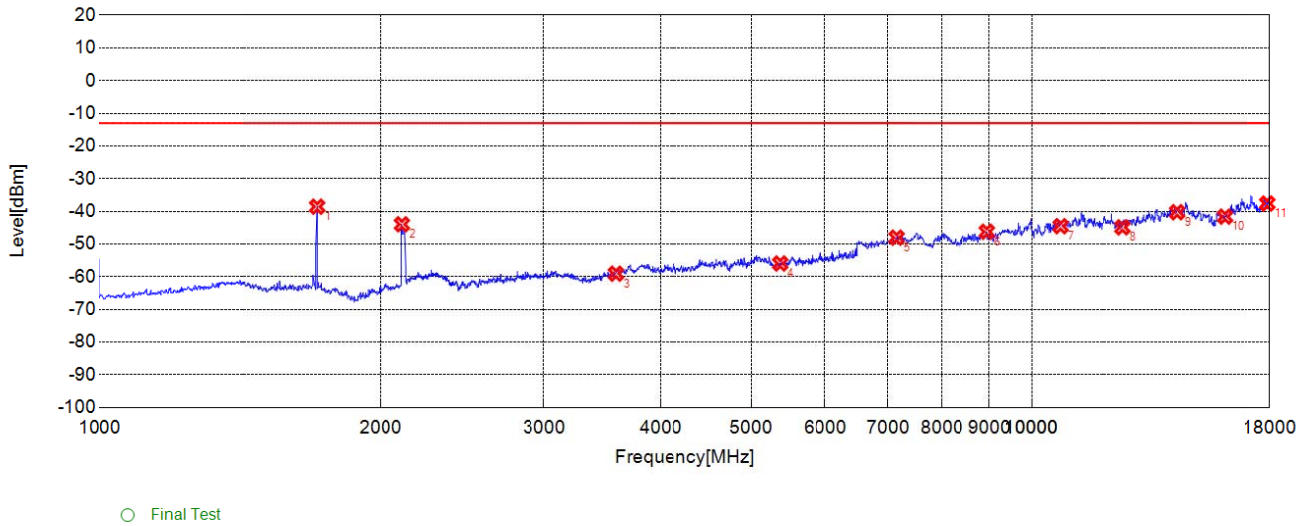


Suspected List										
NO.	Freq. [MHz]	Level [dBm]	Limit [dBm]	Margin [dB]	Factor [dB]	Path [dB]	Air [dB]	Angle [°]	EUT Pol.	Ant. Pol.
1	1710.7110	-32.98	-13.00	19.98	-8.41	-46.34	37.93	34	Z	NA
2	2129.1290	-28.89	-13.00	15.89	-8.10	-46.98	38.88	154	Z	NA
3	3581.5820	-58.62	-13.00	45.62	-8.08	-47.32	39.24	165	Z	Horizontal
4	5368.3680	-56.35	-13.00	43.35	-2.28	-43.02	40.74	158	Z	Horizontal
5	7156.1560	-49.08	-13.00	36.08	7.85	-37.18	45.03	123	Z	Horizontal
6	8951.9520	-45.61	-13.00	32.61	10.23	-36.62	46.85	43	Z	Horizontal
7	10747.7480	-43.86	-13.00	30.86	13.73	-35.20	48.93	198	Z	Horizontal
8	12532.0320	-43.21	-13.00	30.21	18.63	-30.16	48.79	247	Z	Horizontal
9	14316.3160	-40.97	-13.00	27.97	21.84	-28.26	50.10	168	Z	Horizontal
10	16112.1120	-39.21	-13.00	26.21	23.53	-27.29	50.82	59	Z	Horizontal
11	17896.3960	-36.7	-13.00	23.70	29.87	-25.12	54.99	304	Z	Horizontal

DC_13A-46A_N66 344000 20M DFT-s-OFDM Pi/2 BPSK RB Size-1 RB Offset-1 SCS 15KHz
1-18G H



Test Graph

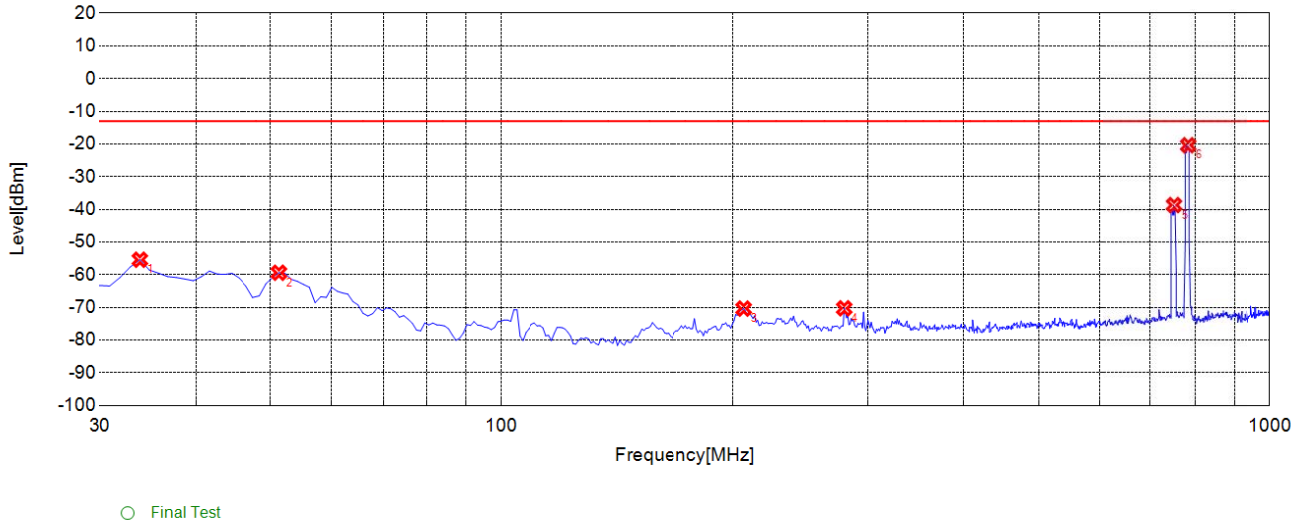


Suspected List										
NO.	Freq. [MHz]	Level [dBm]	Limit [dBm]	Margin [dB]	Factor [dB]	Path [dB]	Air [dB]	Angle [°]	EUT Pol.	Ant. Pol.
1	1710.7110	-38.59	-13.00	25.59	-9.39	-46.34	36.95	34	Z	NA
2	2111.1110	-43.97	-13.00	30.97	-10.00	-47.20	37.20	165	Z	NA
3	3581.5820	-59.09	-13.00	46.09	-8.65	-47.32	38.67	216	Z	Vertical
4	5368.3680	-55.97	-13.00	42.97	-2.71	-43.02	40.31	154	Z	Vertical
5	7156.1560	-48.06	-13.00	35.06	8.07	-37.18	45.25	168	Z	Vertical
6	8951.9520	-46.25	-13.00	33.25	10.39	-36.62	47.01	184	Z	Vertical
7	10736.2360	-44.55	-13.00	31.55	13.97	-35.00	48.97	208	Z	Vertical
8	12532.0320	-44.9	-13.00	31.90	17.87	-30.16	48.03	65	Z	Vertical
9	14327.8280	-40.28	-13.00	27.28	22.51	-28.16	50.67	42	Z	Vertical
10	16112.1120	-41.63	-13.00	28.63	21.33	-27.29	48.62	304	Z	Vertical
11	17907.9080	-37.61	-13.00	24.61	29.09	-25.30	54.39	55	Z	Vertical

DC_13A-46A_N66 344000 20M DFT-s-OFDM Pi/2 BPSK RB Size-1 RB Offset-1 SCS 15KHz
1-18G V



Test Graph

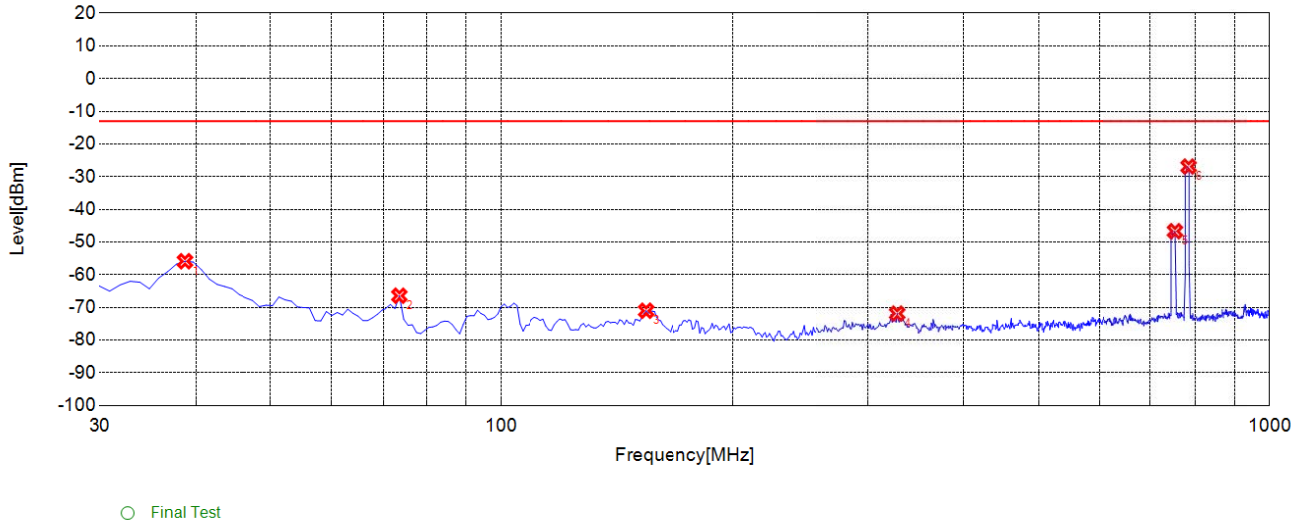


Suspected List										
NO.	Freq. [MHz]	Level [dBm]	Limit [dBm]	Margin [dB]	Factor [dB]	Path [dB]	Air [dB]	Angle [°]	EUT Pol.	Ant. Pol.
1	33.8840	-55.42	-13.00	42.42	-9.81	-39.59	29.78	254	Z	Horizontal
2	51.3610	-59.4	-13.00	46.40	-7.54	-39.46	31.92	324	Z	Horizontal
3	206.7170	-70.37	-13.00	57.37	-14.34	-37.66	23.32	58	Z	Horizontal
4	279.5400	-70.28	-13.00	57.28	-12.04	-37.04	25.00	268	Z	Horizontal
5	751.4310	-38.7	-13.00	25.70	-2.93	-34.20	31.27	141	Z	NA
6	783.4730	-20.4	-13.00	7.40	-3.20	-34.23	31.03	91	Z	NA

DC_13A-46A_N66 344000 20M DFT-s-OFDM Pi/2 BPSK RB Size-1 RB Offset-1 SCS 15KHz
30M-1G H



Test Graph

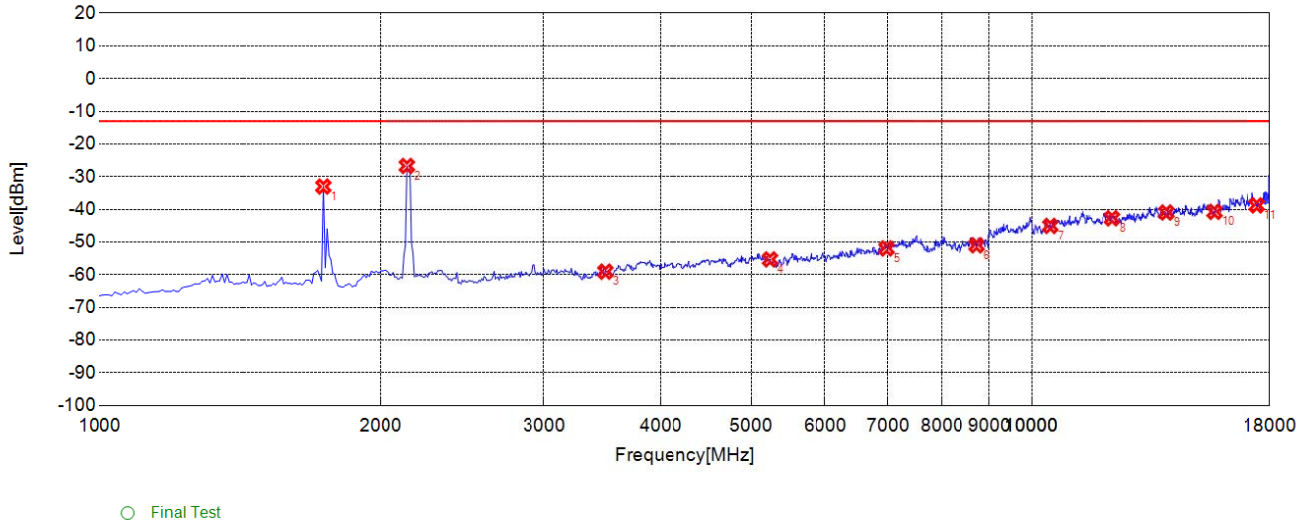


Suspected List										
NO.	Freq. [MHz]	Level [dBm]	Limit [dBm]	Margin [dB]	Factor [dB]	Path [dB]	Air [dB]	Angle [°]	EUT Pol.	Ant. Pol.
1	38.7390	-55.89	-13.00	42.89	-16.41	-39.55	23.14	23	Z	Vertical
2	73.6940	-66.44	-13.00	53.44	-18.99	-39.36	20.37	169	Z	Vertical
3	154.2840	-71.03	-13.00	58.03	-16.82	-38.54	21.72	49	Z	Vertical
4	327.1170	-71.9	-13.00	58.90	-11.20	-37.03	25.83	320	Z	Vertical
5	753.3730	-46.71	-13.00	33.71	-2.51	-34.20	31.69	194	Z	NA
6	784.4440	-26.93	-13.00	13.93	-3.35	-34.23	30.88	201	Z	NA

DC_13A-46A_N66 344000 20M DFT-s-OFDM Pi/2 BPSK RB Size-1 RB Offset-1 SCS 15KHz
30M-1G V



Test Graph

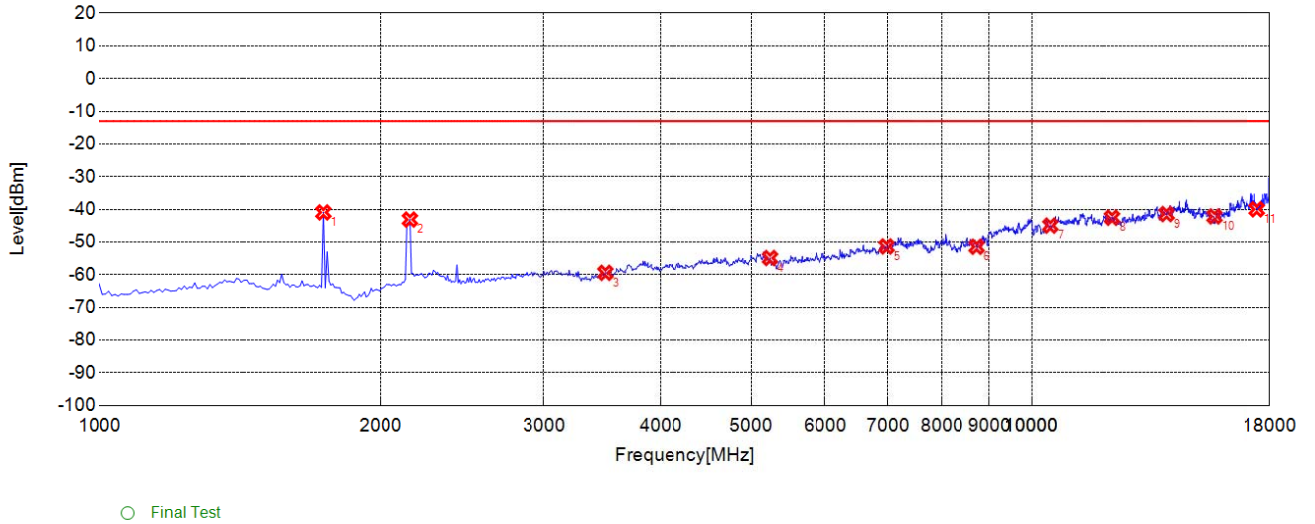


Suspected List										
NO.	Freq. [MHz]	Level [dBm]	Limit [dBm]	Margin [dB]	Factor [dB]	Path [dB]	Air [dB]	Angle [°]	EUT Pol.	Ant. Pol.
1	1736.7370	-33.03	-13.00	20.03	-8.32	-46.29	37.97	56	Z	NA
2	2137.1370	-26.74	-13.00	13.74	-7.97	-46.88	38.91	158	Z	NA
3	3490.4900	-59.08	-13.00	46.08	-8.44	-47.40	38.96	314	Z	Horizontal
4	5236.2360	-55.32	-13.00	42.32	-2.54	-43.40	40.86	135	Z	Horizontal
5	6981.9820	-51.96	-13.00	38.96	3.99	-40.09	44.08	154	Z	Horizontal
6	8727.7280	-51	-13.00	38.00	7.68	-39.01	46.69	122	Z	Horizontal
7	10468.4680	-45.07	-13.00	32.07	12.69	-36.33	49.02	158	Z	Horizontal
8	12216.2160	-42.73	-13.00	29.73	18.02	-31.25	49.27	16	Z	Horizontal
9	13954.9550	-40.97	-13.00	27.97	20.92	-28.63	49.55	254	Z	Horizontal
10	15702.7030	-40.76	-13.00	27.76	21.14	-29.81	50.95	139	Z	Horizontal
11	17450.4500	-38.8	-13.00	25.80	23.91	-27.10	51.01	157	Z	Horizontal

DC_13A-46A_N66 349000 20M DFT-s-OFDM Pi/2 BPSK RB Size-1 RB Offset-1 SCS 15KHz
1-18G H



Test Graph

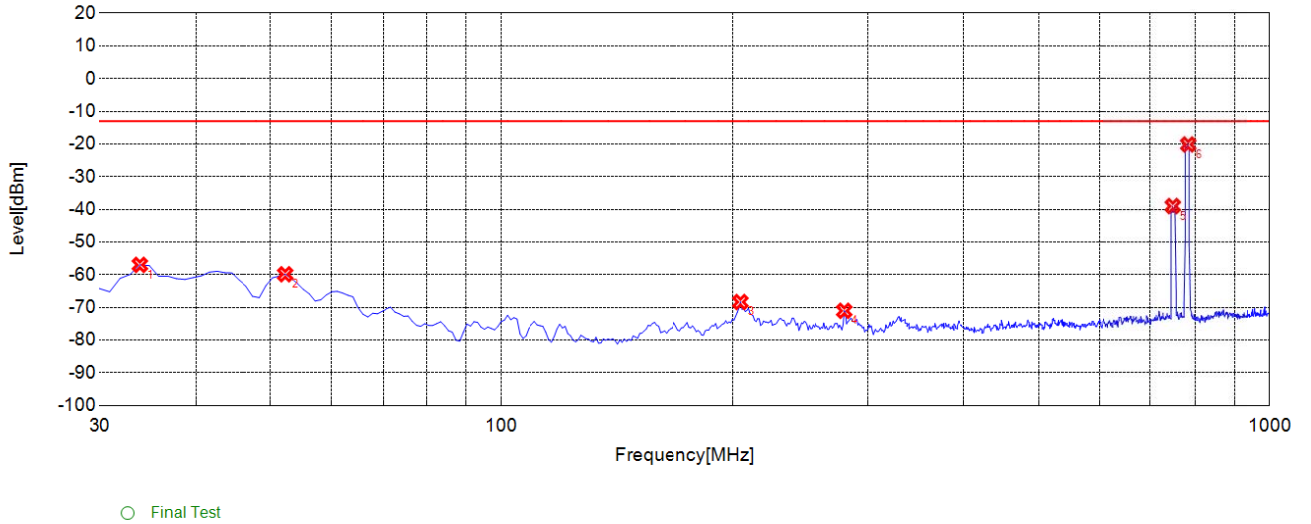


Suspected List										
NO.	Freq. [MHz]	Level [dBm]	Limit [dBm]	Margin [dB]	Factor [dB]	Path [dB]	Air [dB]	Angle [°]	EUT Pol.	Ant. Pol.
1	1736.7370	-40.95	-13.00	27.95	-9.30	-46.29	36.99	61	Z	NA
2	2153.1530	-43.14	-13.00	30.14	-8.43	-46.73	38.30	135	Z	NA
3	3490.4900	-59.43	-13.00	46.43	-8.92	-47.40	38.48	147	Z	Vertical
4	5236.2360	-54.9	-13.00	41.90	-2.87	-43.40	40.53	249	Z	Vertical
5	6981.9820	-51.36	-13.00	38.36	3.83	-40.09	43.92	54	Z	Vertical
6	8727.7280	-51.45	-13.00	38.45	7.49	-39.01	46.50	264	Z	Vertical
7	10468.4680	-44.98	-13.00	31.98	12.63	-36.33	48.96	159	Z	Vertical
8	12216.2160	-42.56	-13.00	29.56	17.60	-31.25	48.85	154	Z	Vertical
9	13963.9640	-41.46	-13.00	28.46	21.10	-28.56	49.66	84	Z	Vertical
10	15702.7030	-42.18	-13.00	29.18	18.54	-29.81	48.35	359	Z	Vertical
11	17450.4500	-40	-13.00	27.00	23.06	-27.10	50.16	145	Z	Vertical

DC_13A-46A_N66 349000 20M DFT-s-OFDM Pi/2 BPSK RB Size-1 RB Offset-1 SCS 15KHz
1-18G V



Test Graph



Suspected List										
NO.	Freq. [MHz]	Level [dBm]	Limit [dBm]	Margin [dB]	Factor [dB]	Path [dB]	Air [dB]	Angle [°]	EUT Pol.	Ant. Pol.
1	33.8840	-56.99	-13.00	43.99	-9.81	-39.59	29.78	45	Z	Horizontal
2	52.3320	-59.87	-13.00	46.87	-7.93	-39.47	31.54	267	Z	Horizontal
3	204.7750	-68.36	-13.00	55.36	-14.51	-37.71	23.20	254	Z	Horizontal
4	279.5400	-71.05	-13.00	58.05	-12.04	-37.04	25.00	119	Z	Horizontal
5	748.5190	-39.01	-13.00	26.01	-3.05	-34.21	31.16	24	Z	NA
6	783.4730	-20.16	-13.00	7.16	-3.20	-34.23	31.03	309	Z	NA

DC_13A-46A_N66 349000 20M DFT-s-OFDM Pi/2 BPSK RB Size-1 RB Offset-1 SCS 15KHz
30M-1G H