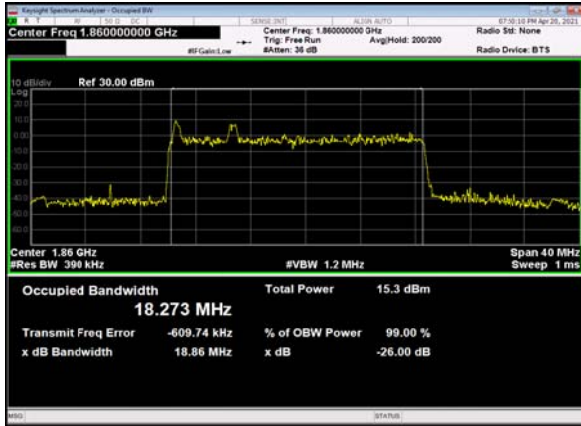
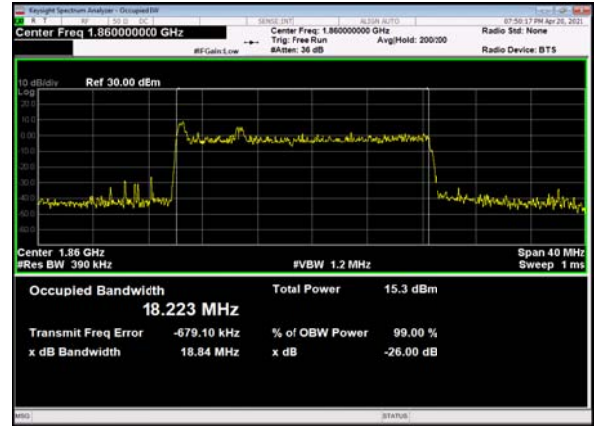




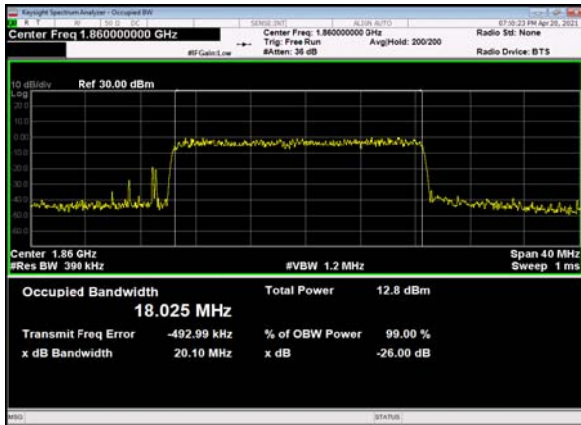
DC_13A_N2(20M)_DFT-s-OFDM_PI_2-BPSK_Outer_Full_Low_CH



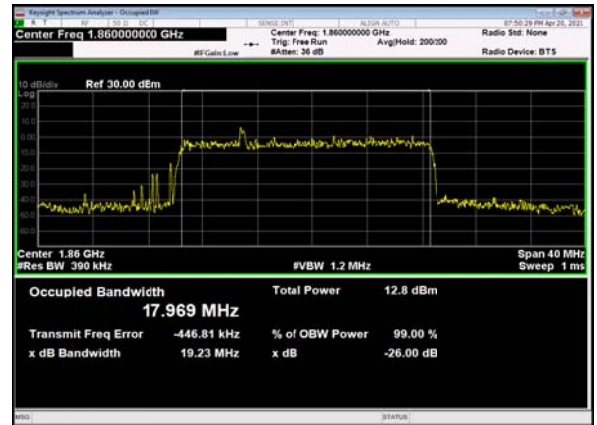
DC_13A_N2(20M)_DFT-s-OFDM_QPSK_Outer_Full_Low_CH



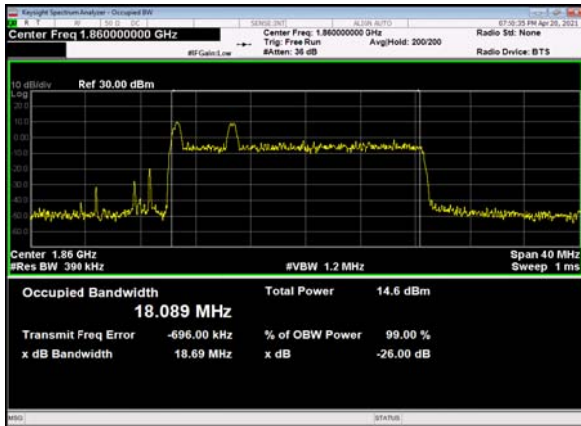
DC_13A_N2(20M)_DFT-s-OFDM_16QAM_Outer_Full_Low_CH



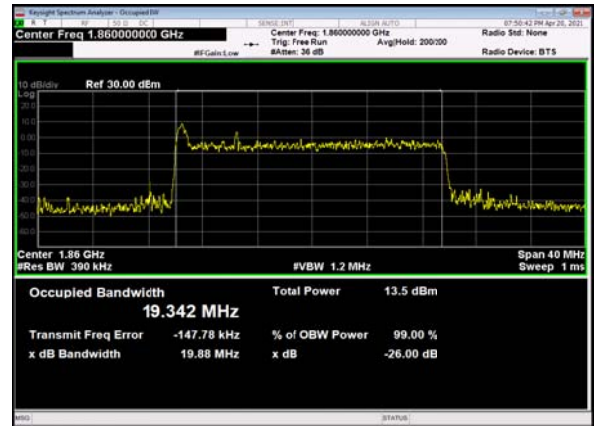
DC_13A_N2(20M)_DFT-s-OFDM_64QAM_Outer_Full_Low_CH



DC_13A_N2(20M)_DFT-s-OFDM_256QAM_Outer_Full_Low_CH

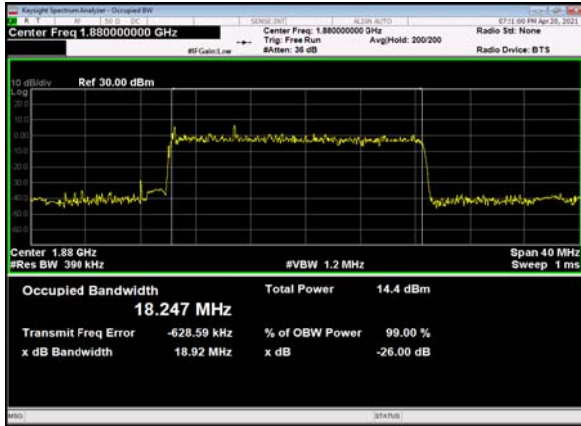


DC_13A_N2(20M)_CP-OFDM_QPSK_Outer_Full_Low_CH

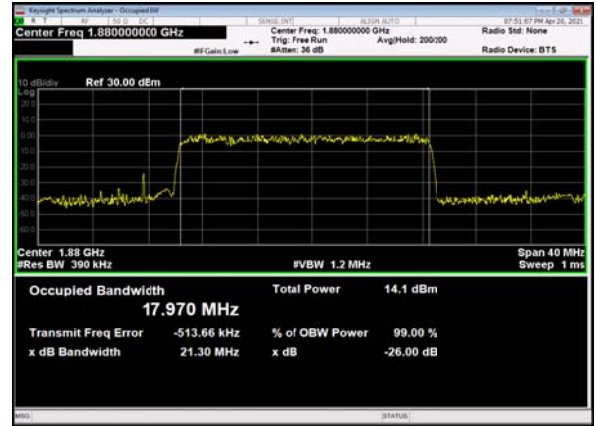




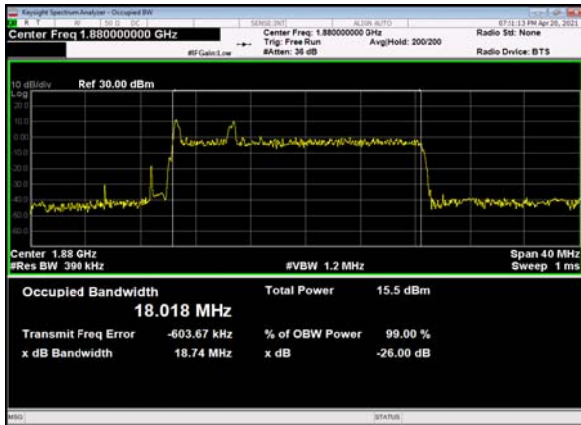
DC_13A_N2(20M)_DFT-s-OFDM_PI_2-BPSK_Out
er_Full_Mid_CH



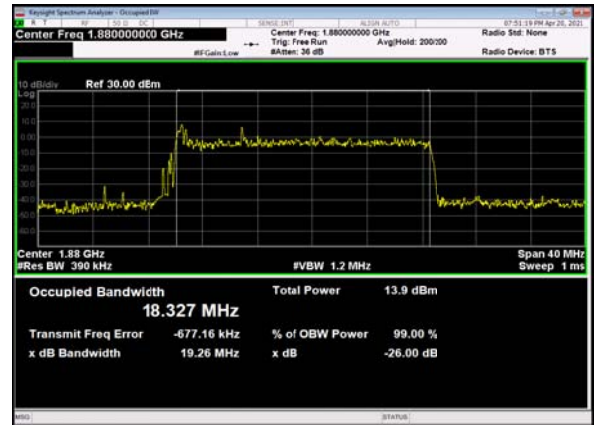
DC_13A_N2(20M)_DFT-s-OFDM_QPSK_O
uter_Full_Mid_CH



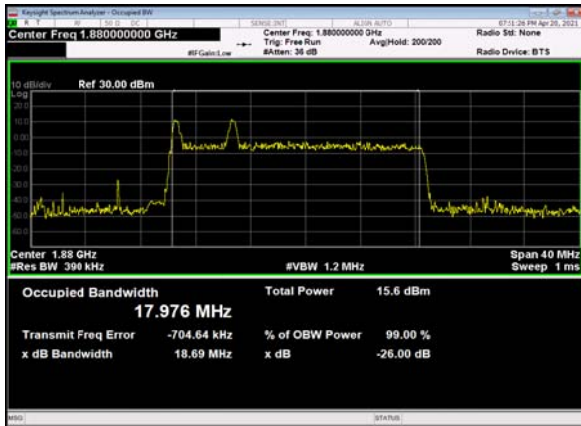
DC_13A_N2(20M)_DFT-s-OFDM_16
QAM_Outer_Full_Mid_CH



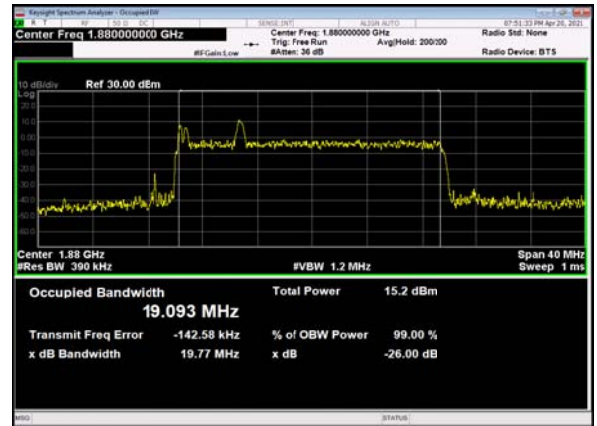
DC_13A_N2(20M)_DFT-s-OFDM_64
QAM_Outer_Full_Mid_CH



DC_13A_N2(20M)_DFT-s-OFDM_256
QAM_Outer_Full_Mid_CH

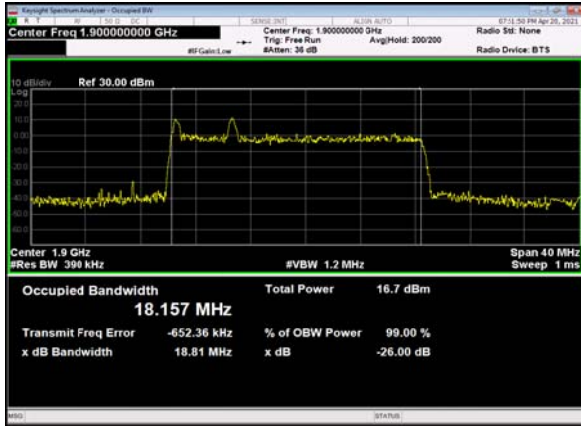


DC_13A_N2(20M)_CP-OFDM_QPSK_
Outer_Full_Mid_CH

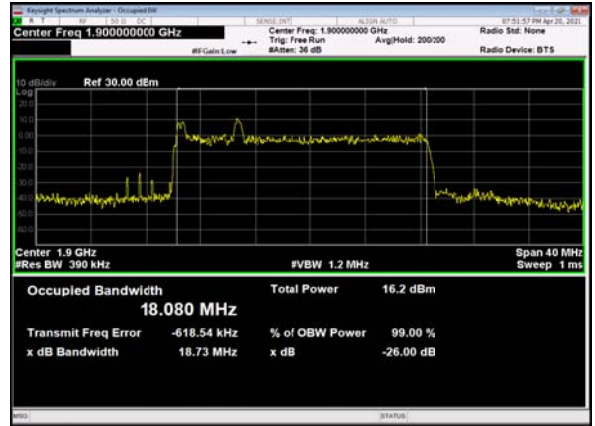




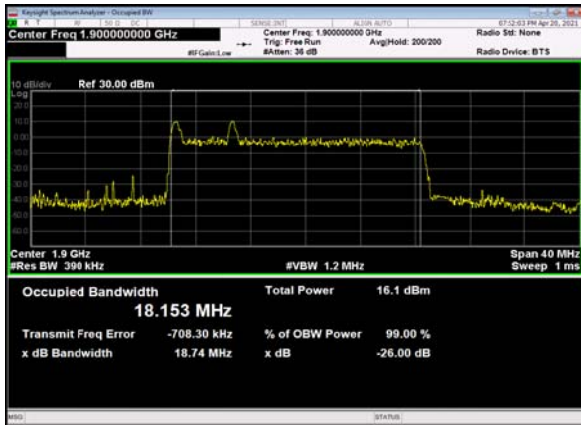
DC_13A_N2(20M)_DFT-s-OFDM_PI_2-BPSK_Out
er_Full_High_CH



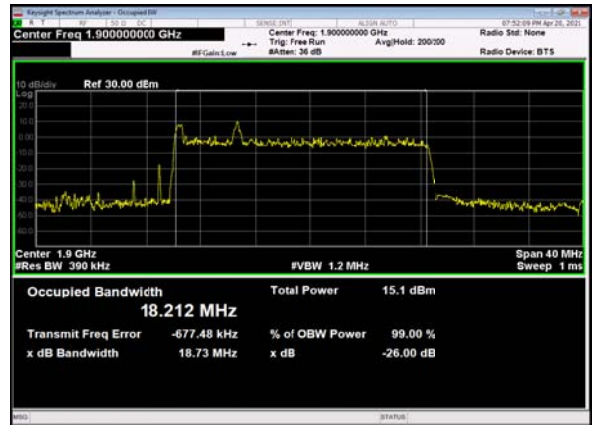
DC_13A_N2(20M)_DFT-s-OFDM_QPSK_O
uter_Full_High_CH



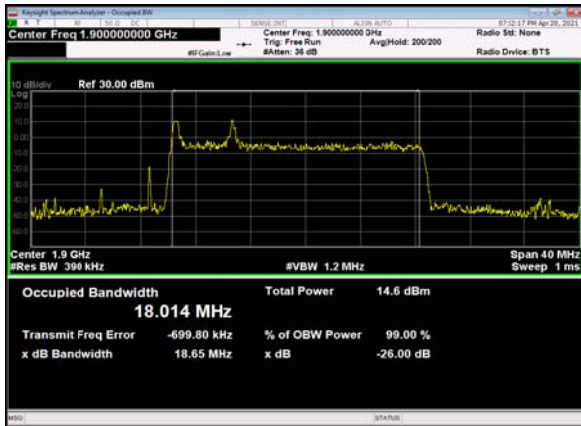
DC_13A_N2(20M)_DFT-s-OFDM_16
QAM_Outer_Full_High_CH



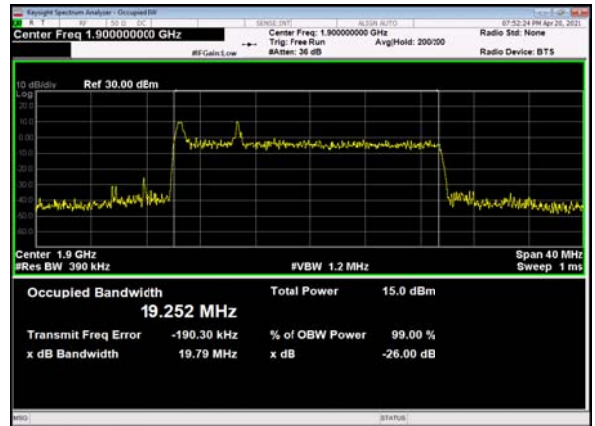
DC_13A_N2(20M)_DFT-s-OFDM_64
QAM_Outer_Full_High_CH



DC_13A_N2(20M)_DFT-s-OFDM_256
QAM_Outer_Full_High_CH

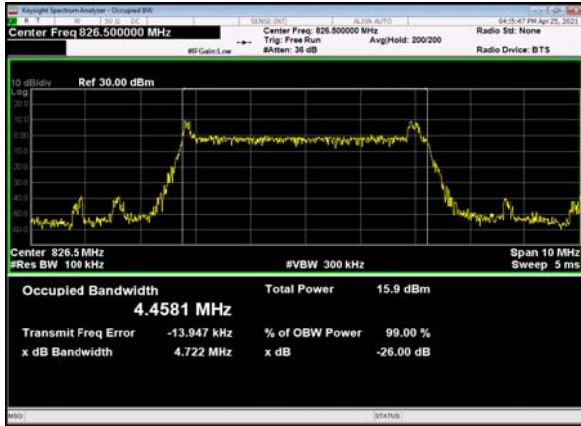


DC_13A_N2(20M)_CP-OFDM_QPSK_
Outer_Full_High_CH

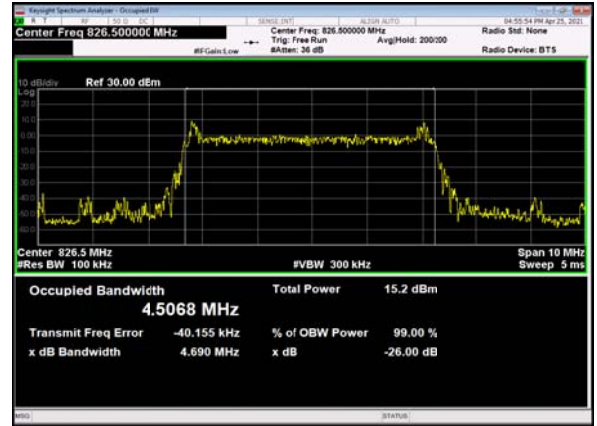




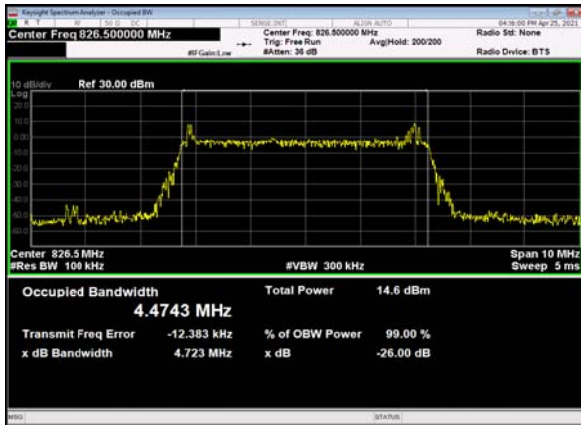
DC_66A_N5(5M)_DFT-s-OFDM_PI_2-BPSK_Outer_Full_Low_CH



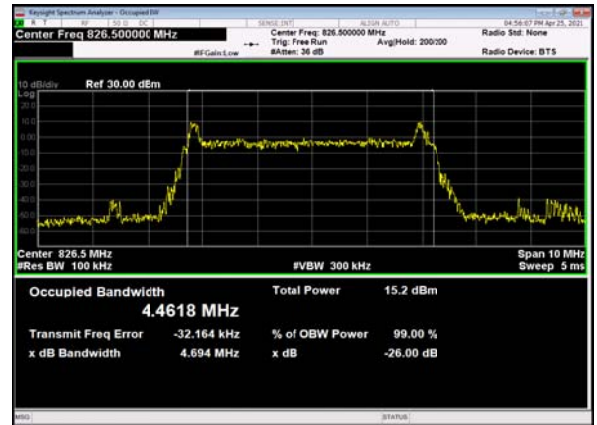
DC_66A_N5(5M)_DFT-s-OFDM_QPSK_Outer_Full_Low_CH



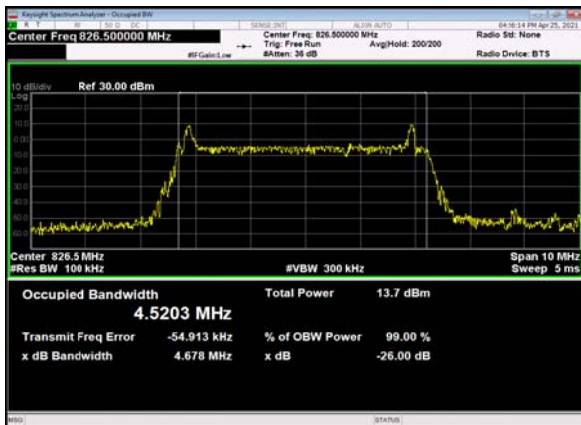
DC_66A_N5(5M)_DFT-s-OFDM_16_QAM_Outer_Full_Low_CH



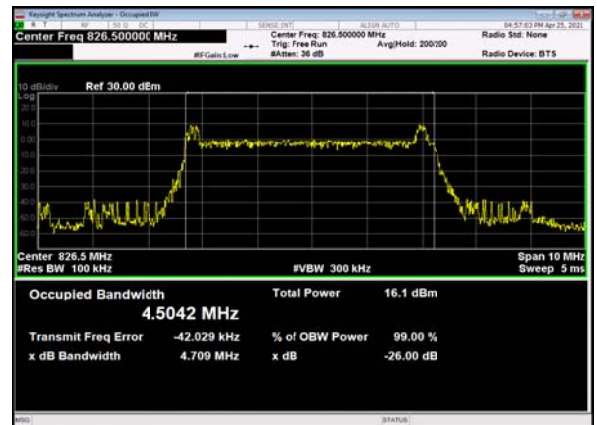
DC_66A_N5(5M)_DFT-s-OFDM_64_QAM_Outer_Full_Low_CH



DC_66A_N5(5M)_DFT-s-OFDM_256_QAM_Outer_Full_Low_CH

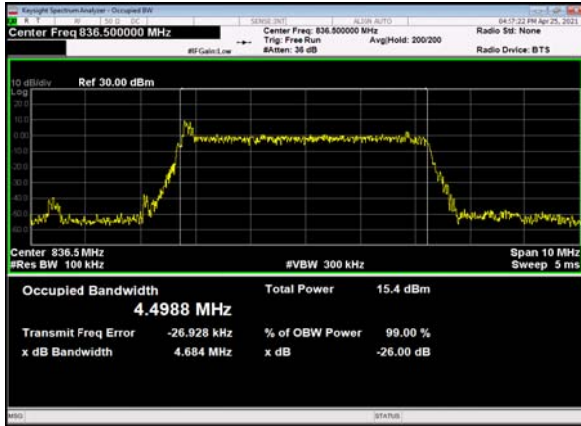


DC_66A_N5(5M)_CP-OFDM_QPSK_Outer_Full_Low_CH

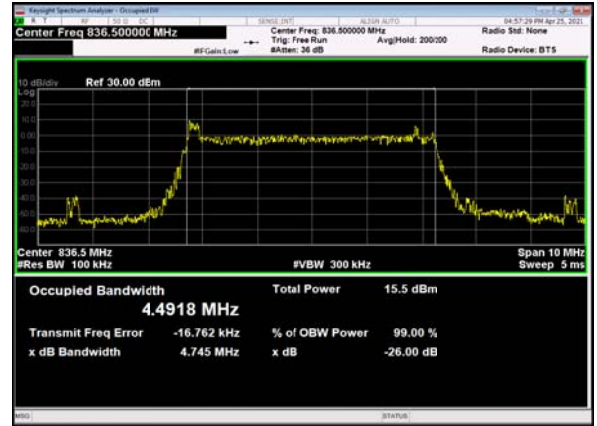




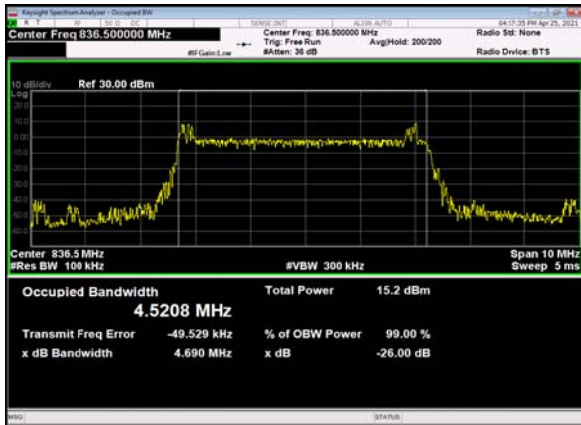
DC_66A_N5(5M)_DFT-s-OFDM_PI_2-BPSK_Outer_Full_Mid_CH



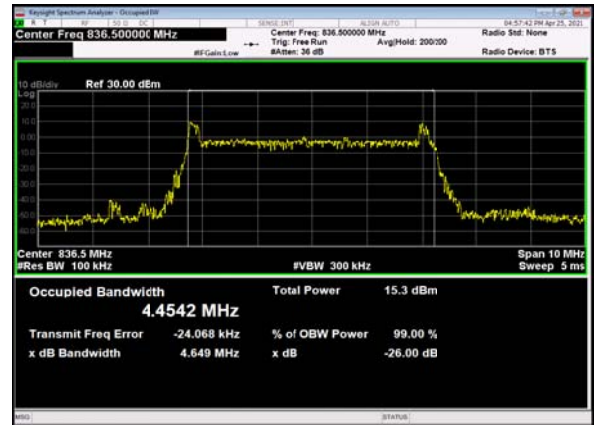
DC_66A_N5(5M)_DFT-s-OFDM_QPSK_Outer_Full_Mid_CH



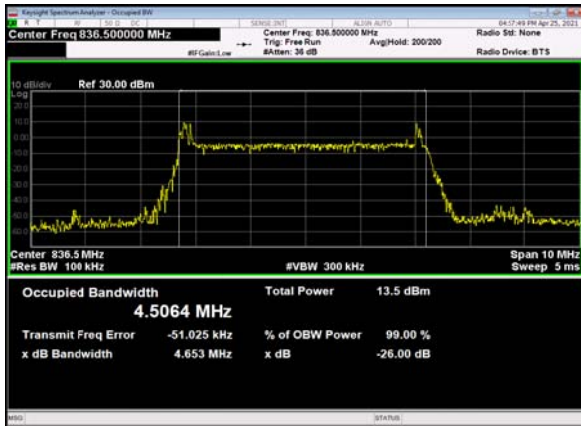
DC_66A_N5(5M)_DFT-s-OFDM_16_QAM_Outer_Full_Mid_CH



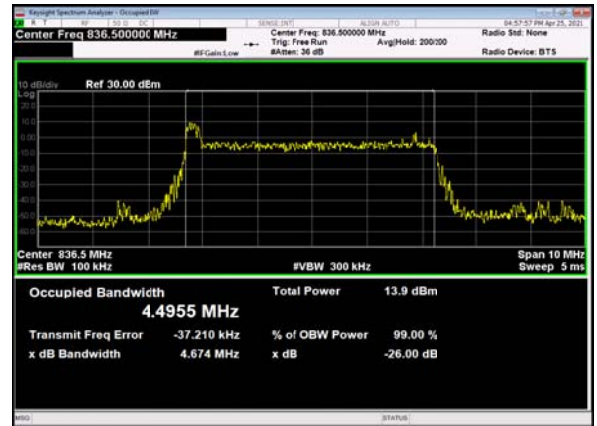
DC_66A_N5(5M)_DFT-s-OFDM_64_QAM_Outer_Full_Mid_CH



DC_66A_N5(5M)_DFT-s-OFDM_256_QAM_Outer_Full_Mid_CH

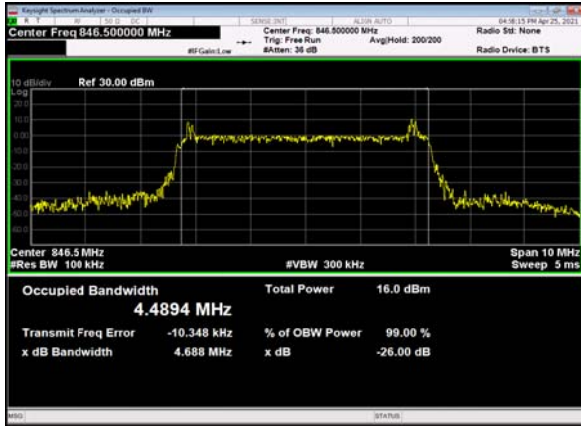


DC_66A_N5(5M)_CP-OFDM_QPSK_Outer_Full_Mid_CH

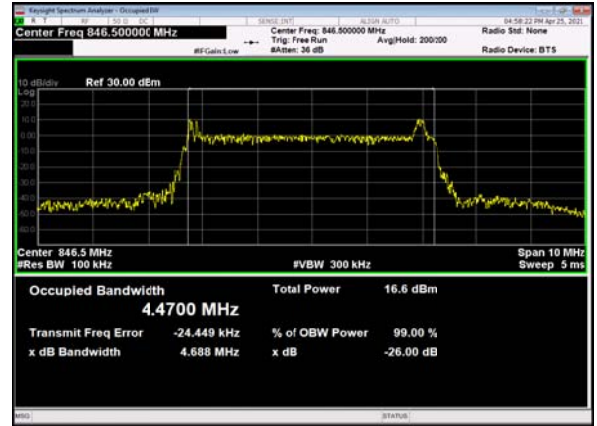




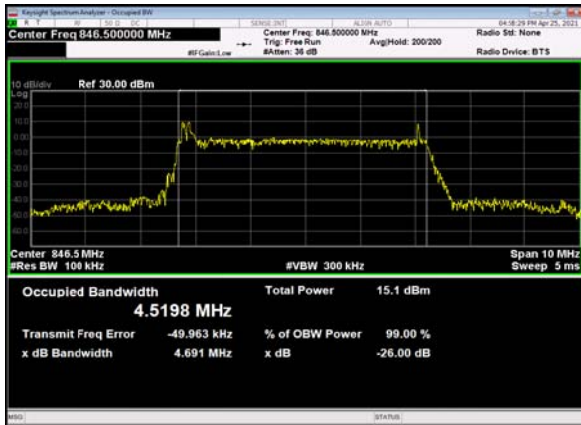
DC_66A_N5(5M)_DFT-s-OFDM_PI_2-BPSK_Outer_Full_High_CH



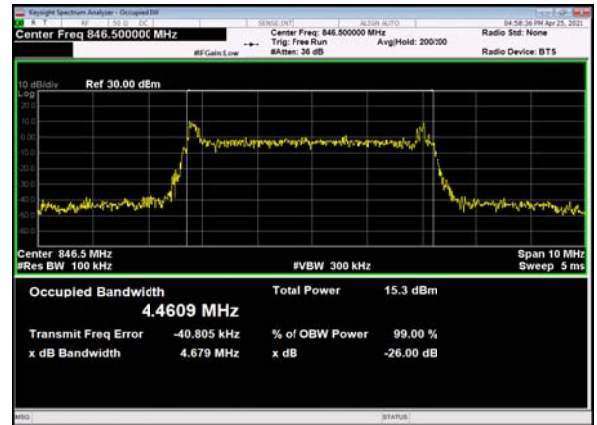
DC_66A_N5(5M)_DFT-s-OFDM_QPSK_Outer_Full_High_CH



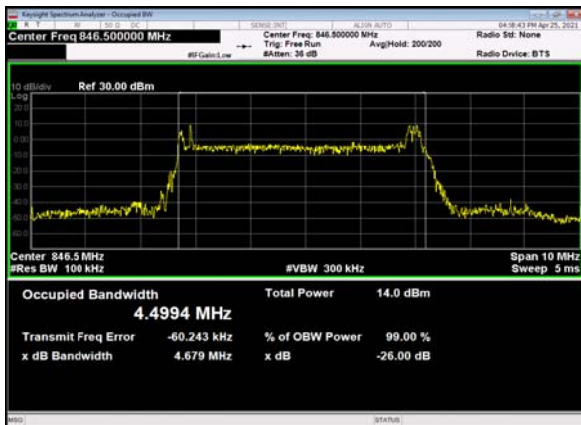
DC_66A_N5(5M)_DFT-s-OFDM_16QAM_Outer_Full_High_CH



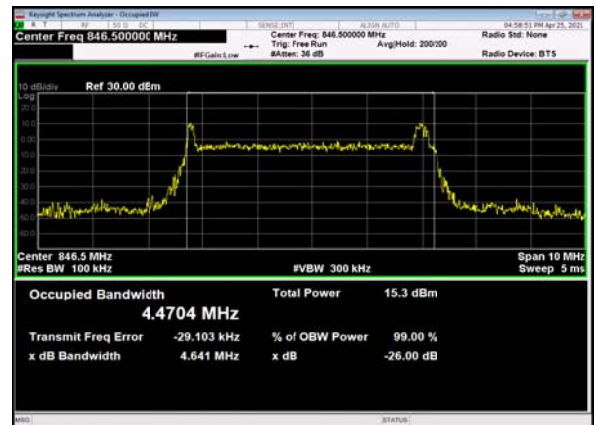
DC_66A_N5(5M)_DFT-s-OFDM_64QAM_Outer_Full_High_CH



DC_66A_N5(5M)_DFT-s-OFDM_256QAM_Outer_Full_High_CH

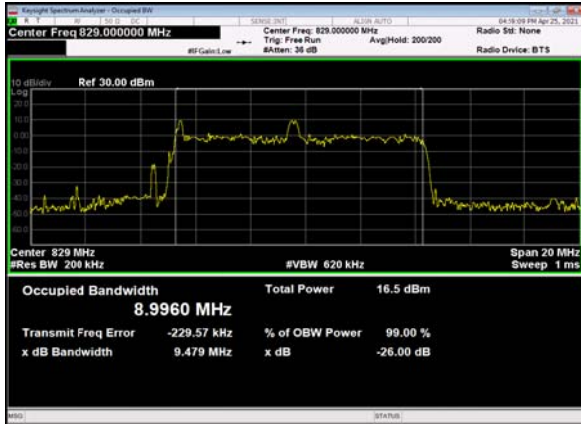


DC_66A_N5(5M)_CP-OFDM_QPSK_Outer_Full_High_CH

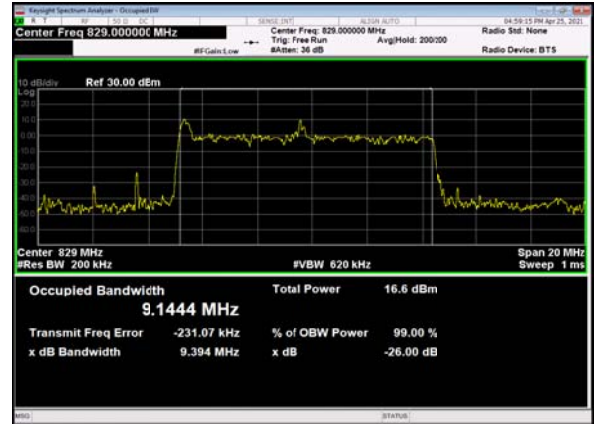




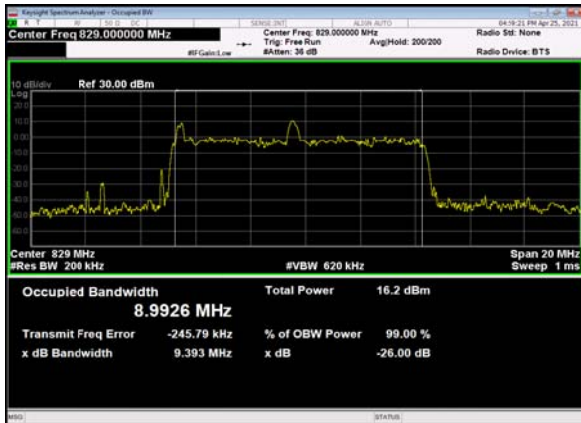
DC_66A_N5(10M)_DFT-s-OFDM_PI_2-BPSK_Out
er_Full_Low_CH



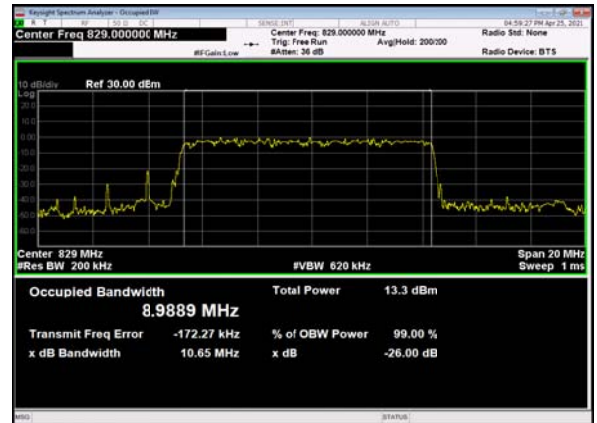
DC_66A_N5(10M)_DFT-s-OFDM_
QPSK_Outer_Full_Low_CH



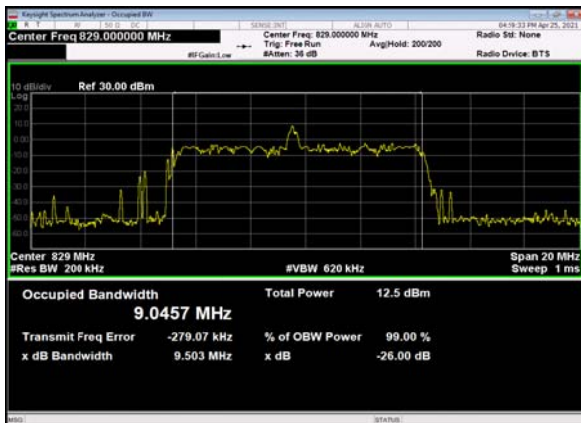
DC_66A_N5(10M)_DFT-s-OFDM_16
QAM_Outer_Full_Low_CH



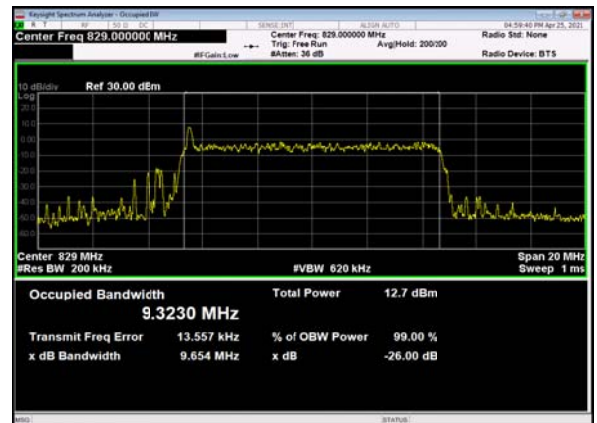
DC_66A_N5(10M)_DFT-s-OFDM_64
QAM_Outer_Full_Low_CH



DC_66A_N5(10M)_DFT-s-OFDM_256
QAM_Outer_Full_Low_CH

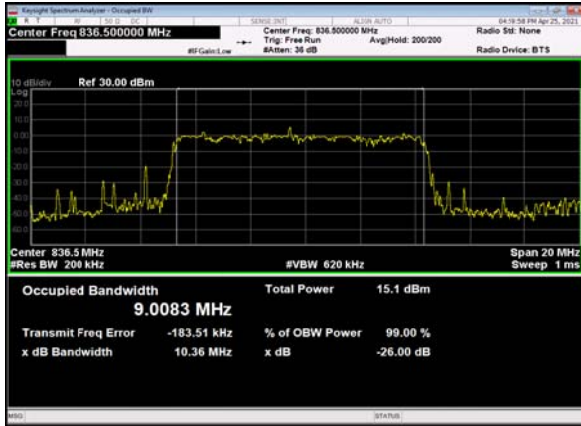


DC_66A_N5(10M)_CP-OFDM_QPSK_
Outer_Full_Low_CH

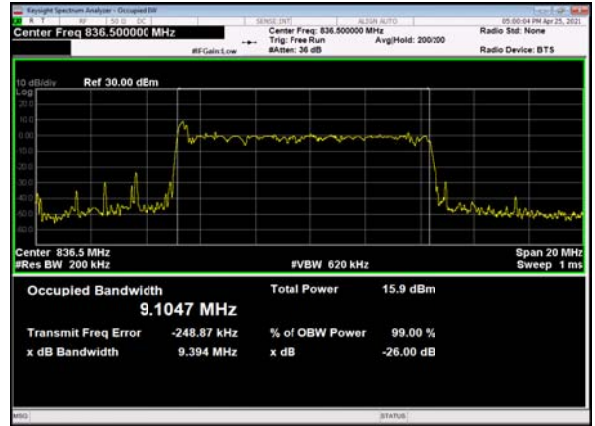




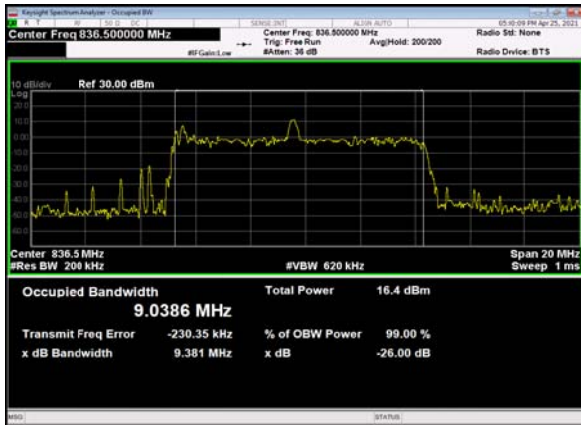
DC_66A_N5(10M)_DFT-s-OFDM_PI_2-BPSK_Out
er_Full_Mid_CH



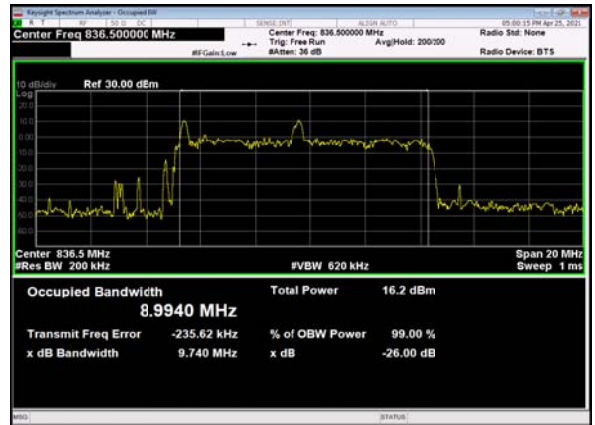
DC_66A_N5(10M)_DFT-s-OFDM_QPSK_O
uter_Full_Mid_CH



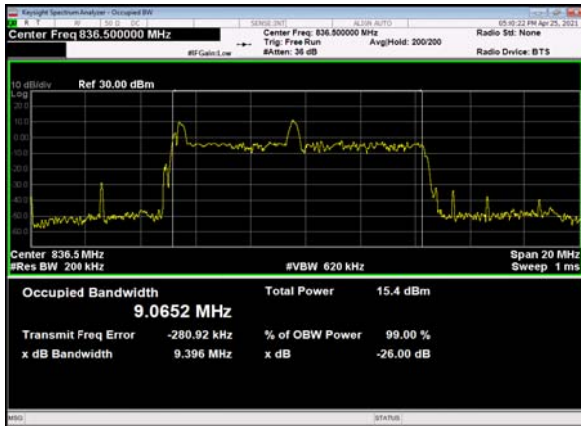
DC_66A_N5(10M)_DFT-s-OFDM_16
QAM_Outer_Full_Mid_CH



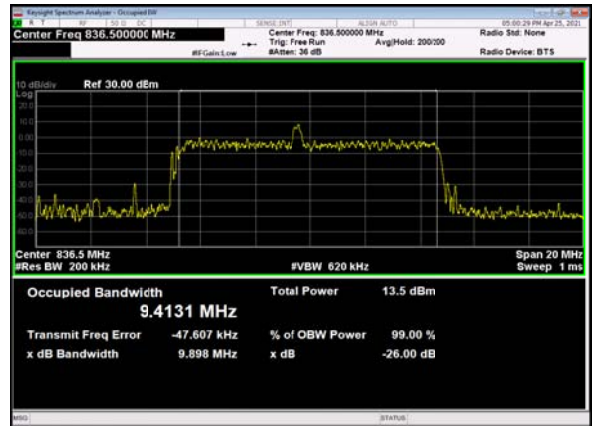
DC_66A_N5(10M)_DFT-s-OFDM_64
QAM_Outer_Full_Mid_CH



DC_66A_N5(10M)_DFT-s-OFDM_256
QAM_Outer_Full_Mid_CH

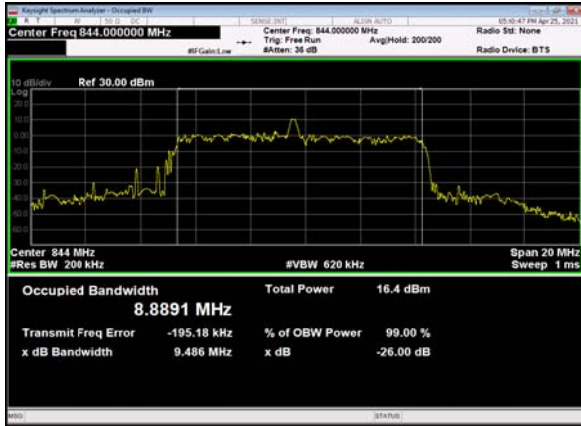


DC_66A_N5(10M)_CP-OFDM_QPSK_
Outer_Full_Mid_CH

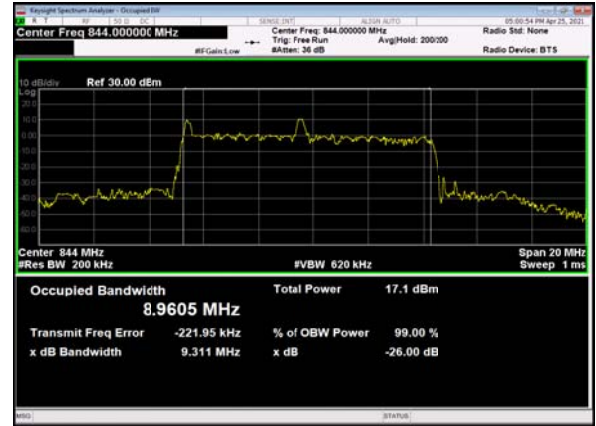




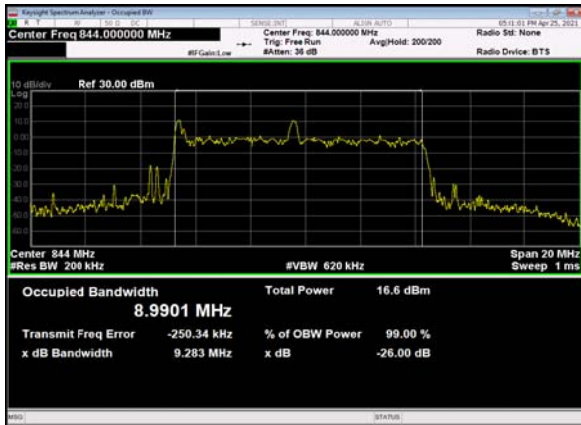
DC_66A_N5(10M)_DFT-s-OFDM_PI_2-BP_Outer_Full_High_CH



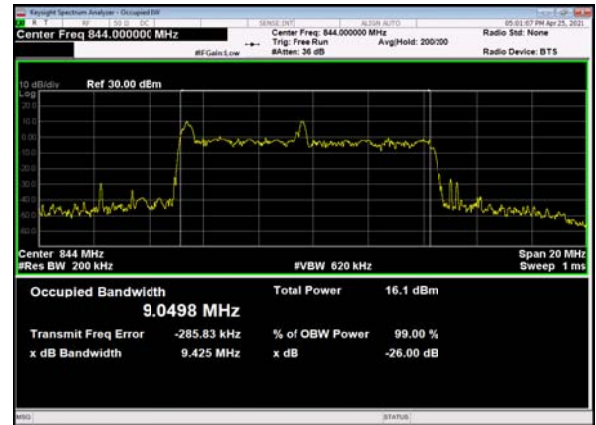
DC_66A_N5(10M)_DFT-s-OFDM_QPSK_Outer_Full_High_CH



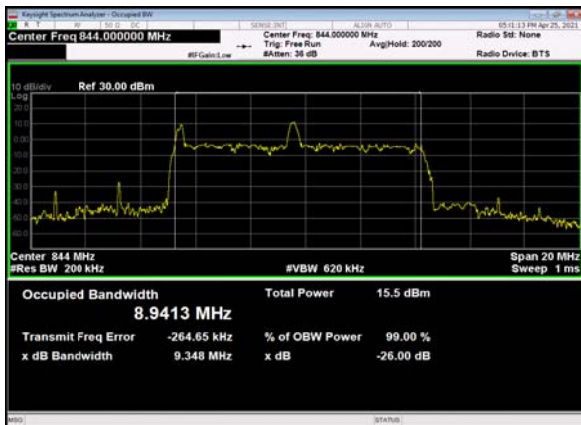
DC_66A_N5(10M)_DFT-s-OFDM_16QAM_Outer_Full_High_CH



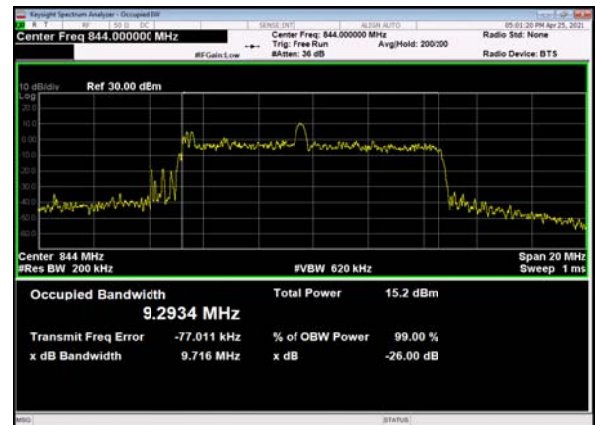
DC_66A_N5(10M)_DFT-s-OFDM_64QAM_Outer_Full_High_CH



DC_66A_N5(10M)_DFT-s-OFDM_256QAM_Outer_Full_High_CH

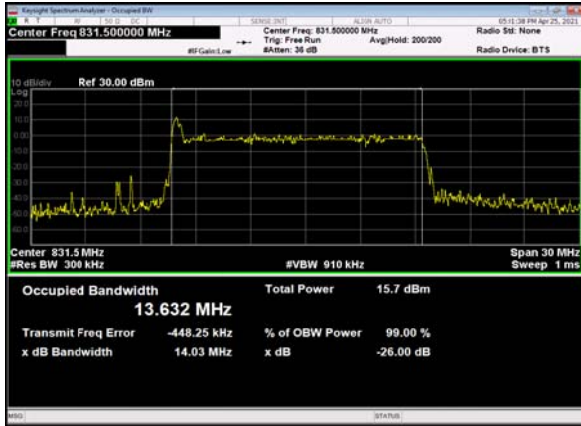


DC_66A_N5(10M)_CP-OFDM_QPSK_Outer_Full_High_CH

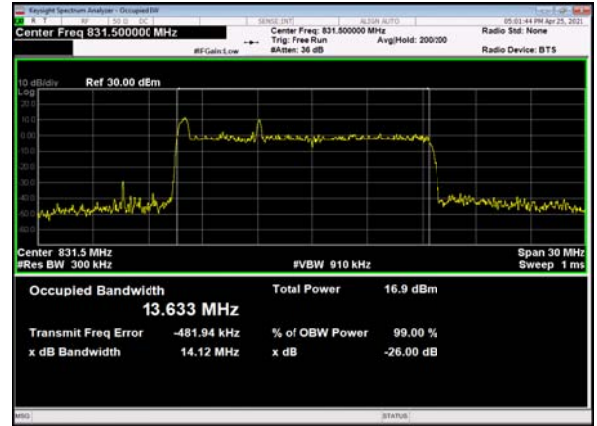




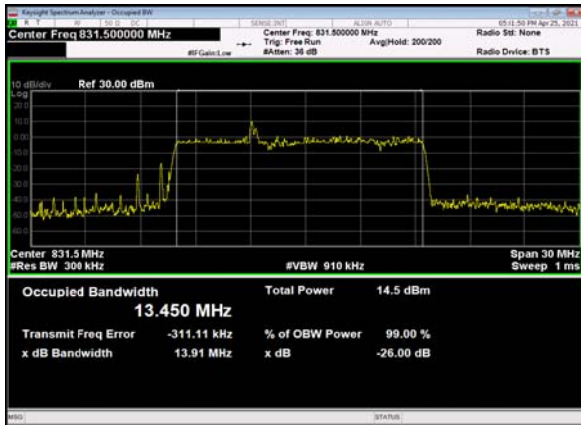
DC_66A_N5(15M)_DFT-s-OFDM_PI_2-BPSK_Outer_Full_Low_CH



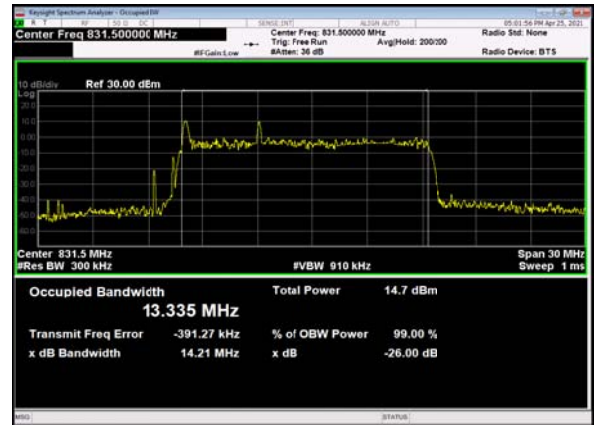
DC_66A_N5(15M)_DFT-s-OFDM_QPSK_Outer_Full_Low_CH



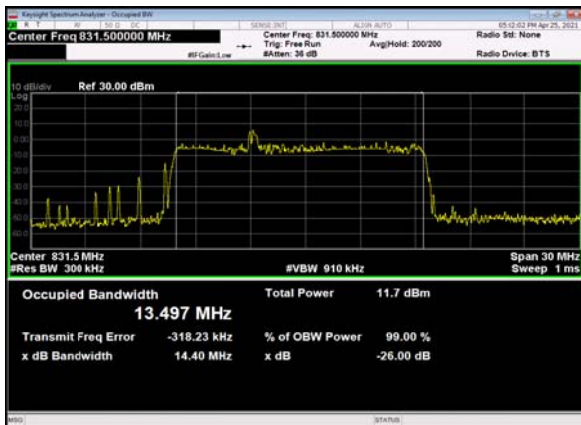
DC_66A_N5(15M)_DFT-s-OFDM_16 QAM_Outer_Full_Low_CH



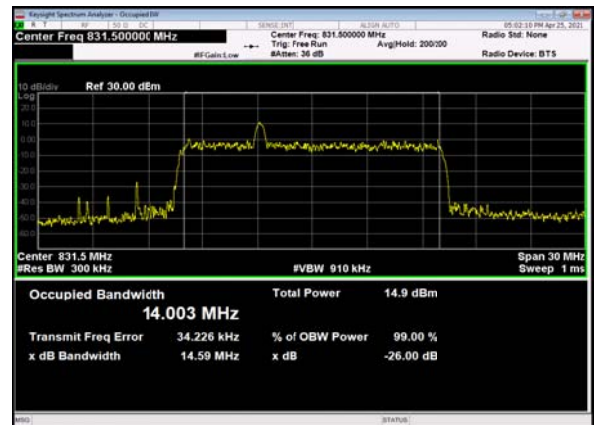
DC_66A_N5(15M)_DFT-s-OFDM_64 QAM_Outer_Full_Low_CH



DC_66A_N5(15M)_DFT-s-OFDM_256 QAM_Outer_Full_Low_CH

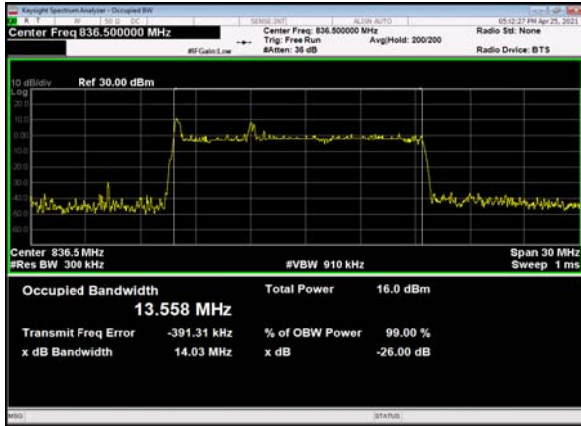


DC_66A_N5(15M)_CP-OFDM_QPSK_Outer_Full_Low_CH

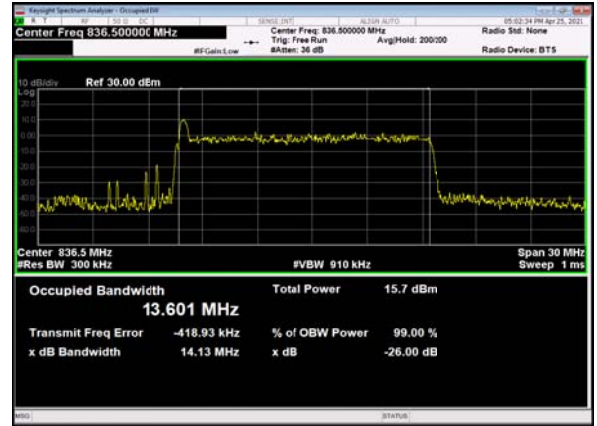




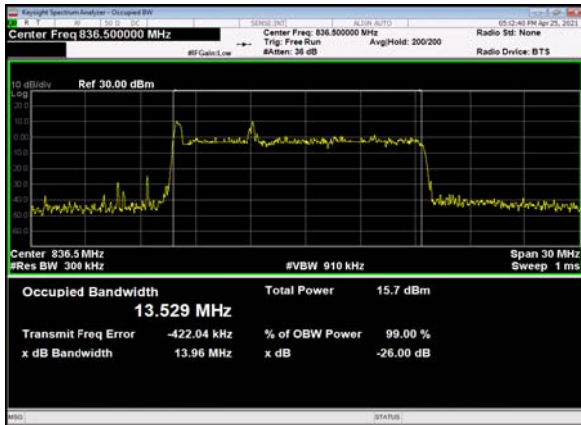
DC_66A_N5(15M)_DFT-s-OFDM_PI_2-BPSK_Out
er_Full_Mid_CH



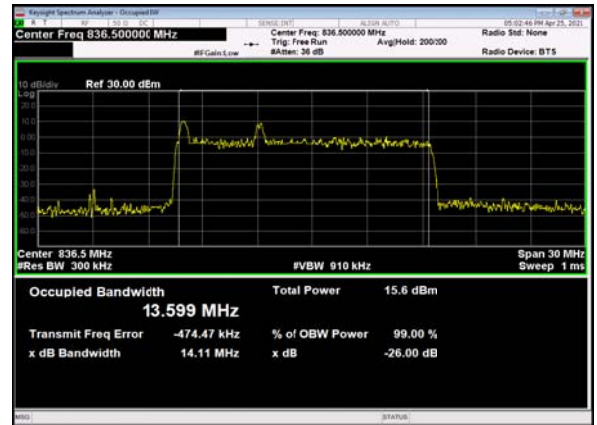
DC_66A_N5(15M)_DFT-s-OFDM_QPSK_O
uter_Full_Mid_CH



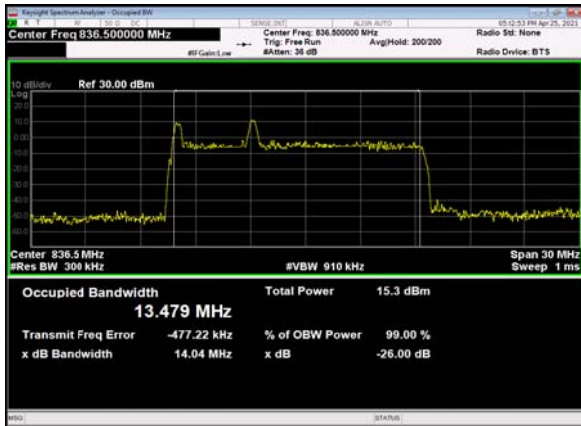
DC_66A_N5(15M)_DFT-s-OFDM_16
QAM_Outer_Full_Mid_CH



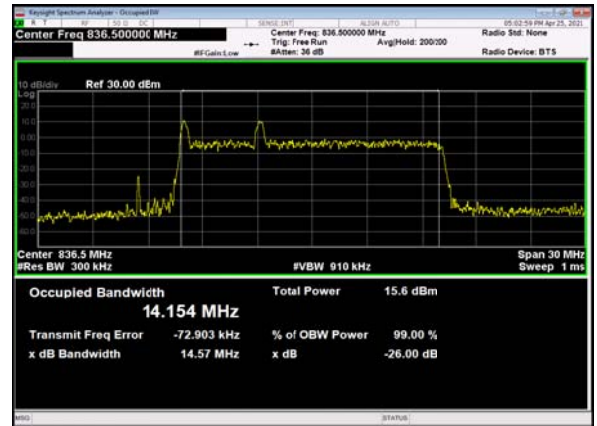
DC_66A_N5(15M)_DFT-s-OFDM_64
QAM_Outer_Full_Mid_CH



DC_66A_N5(15M)_DFT-s-OFDM_256
QAM_Outer_Full_Mid_CH

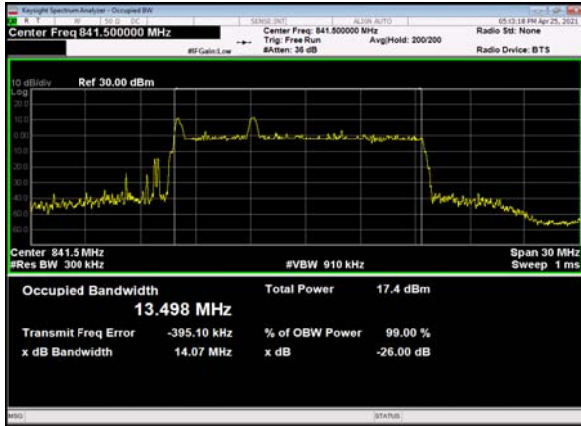


DC_66A_N5(15M)_CP-OFDM_QPSK_
Outer_Full_Mid_CH

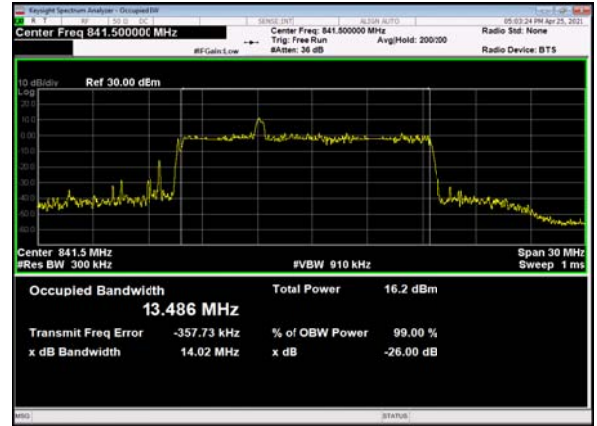




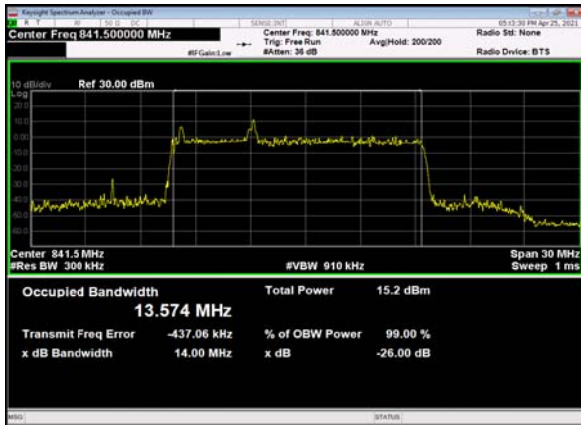
DC_66A_N5(15M)_DFT-s-OFDM_PI_2-BPSK_Outer_Full_High_CH



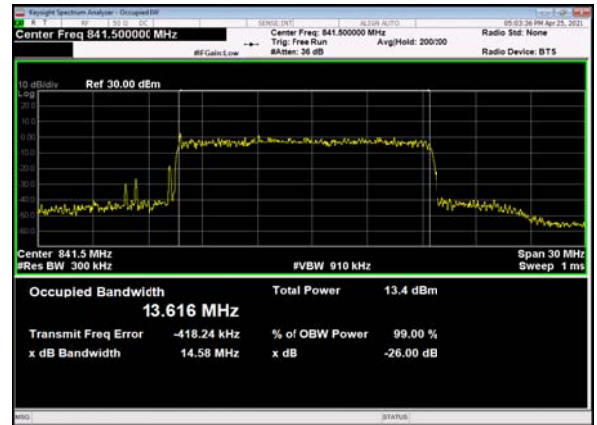
DC_66A_N5(15M)_DFT-s-OFDM_QPSK_Outer_Full_High_CH



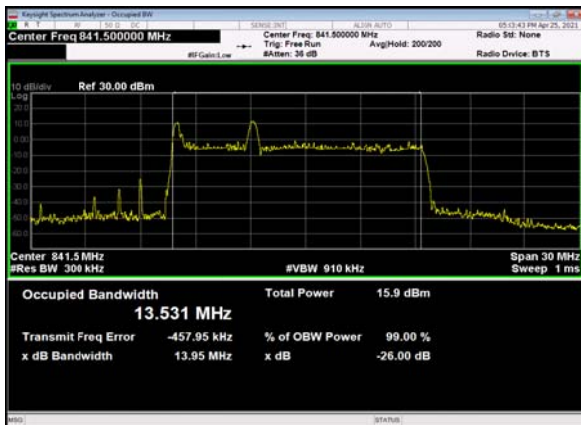
DC_66A_N5(15M)_DFT-s-OFDM_16 QAM_Outer_Full_High_CH



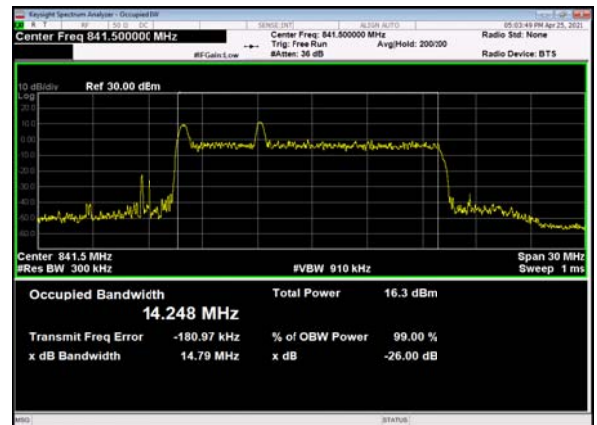
DC_66A_N5(15M)_DFT-s-OFDM_64 QAM_Outer_Full_High_CH



DC_66A_N5(15M)_DFT-s-OFDM_256 QAM_Outer_Full_High_CH

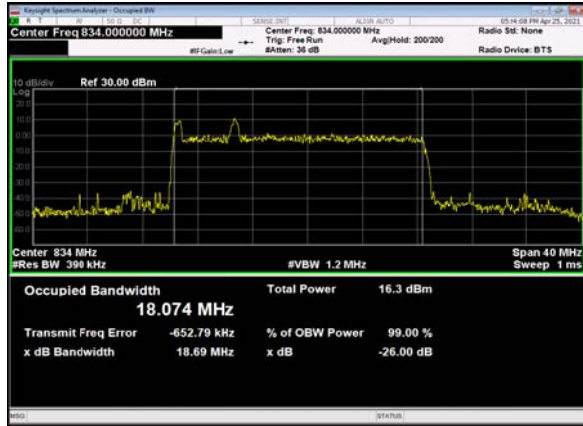


DC_66A_N5(15M)_CP-OFDM_QPSK_Outer_Full_High_CH

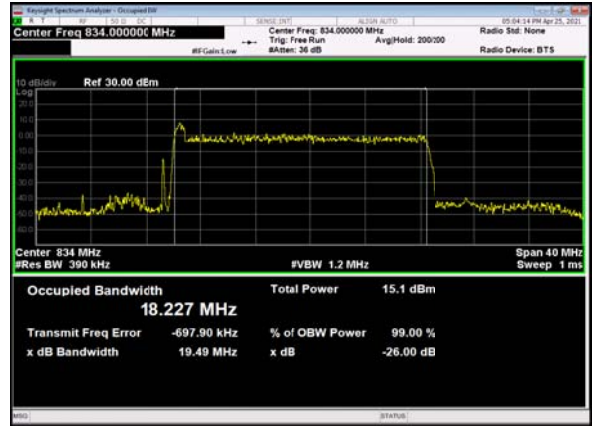




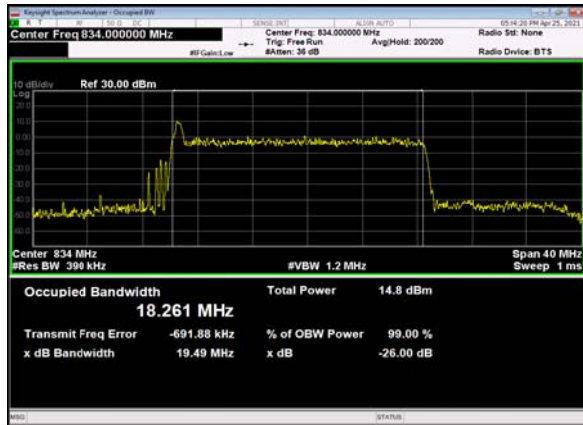
DC_66A_N5(20M)_DFT-s-OFDM_PI_2-BPSK_Out
er_Full_Low_CH



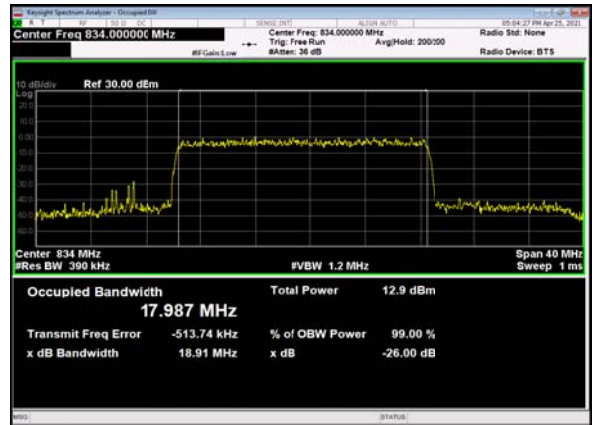
DC_66A_N5(20M)_DFT-s-OFDM_QPSK_O
uter_Full_Low_CH



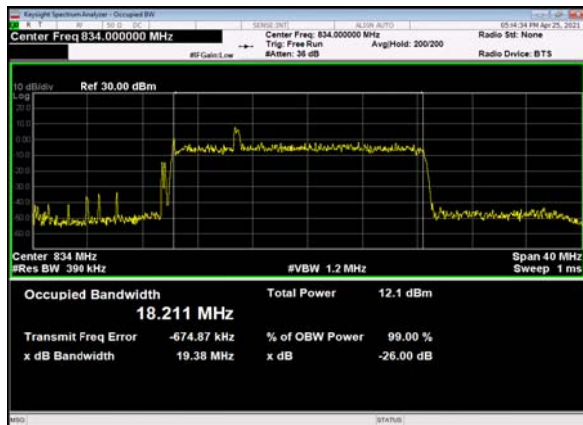
DC_66A_N5(20M)_DFT-s-OFDM_16
QAM_Outer_Full_Low_CH



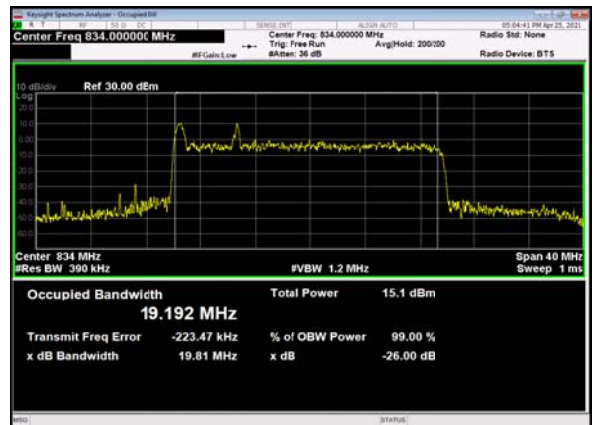
DC_66A_N5(20M)_DFT-s-OFDM_64
QAM_Outer_Full_Low_CH



DC_66A_N5(20M)_DFT-s-OFDM_256
QAM_Outer_Full_Low_CH

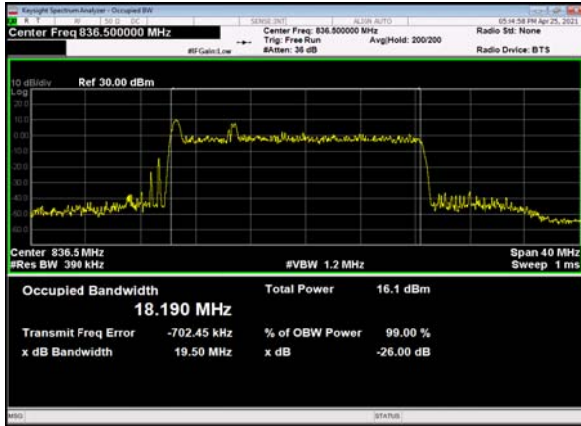


DC_66A_N5(20M)_CP-OFDM_QPSK_
Outer_Full_Low_CH

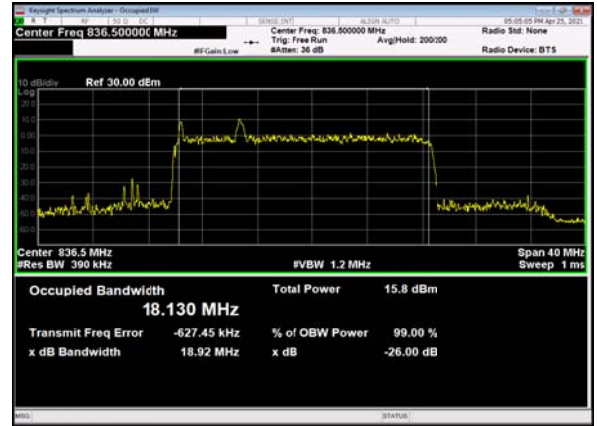




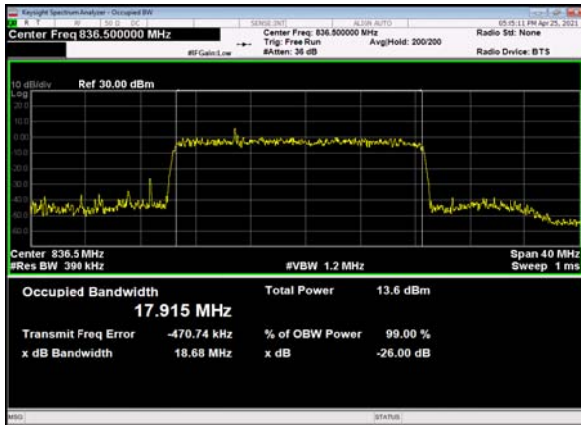
DC_66A_N5(20M)_DFT-s-OFDM_PI_2-BPSK_Out
er_Full_Mid_CH



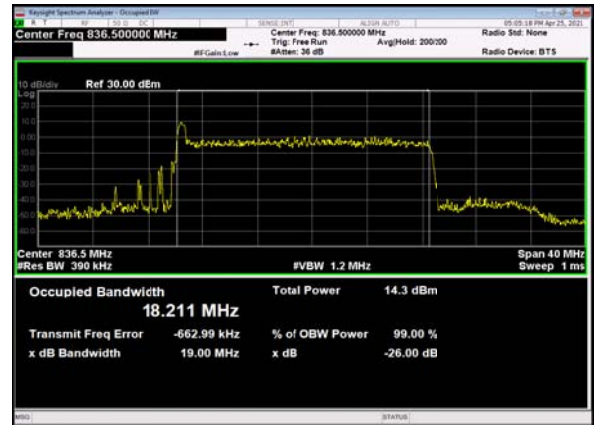
DC_66A_N5(20M)_DFT-s-OFDM_QPSK_O
uter_Full_Mid_CH



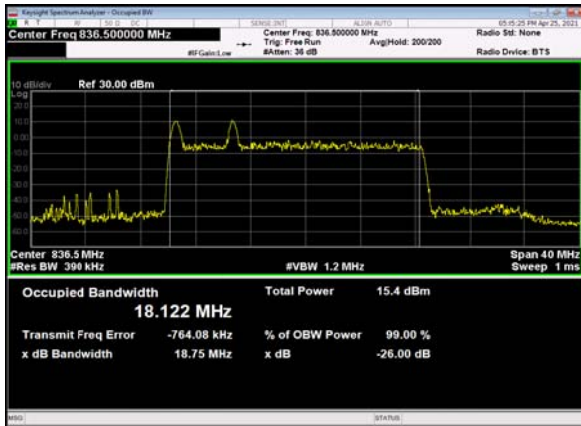
DC_66A_N5(20M)_DFT-s-OFDM_16
QAM_Outer_Full_Mid_CH



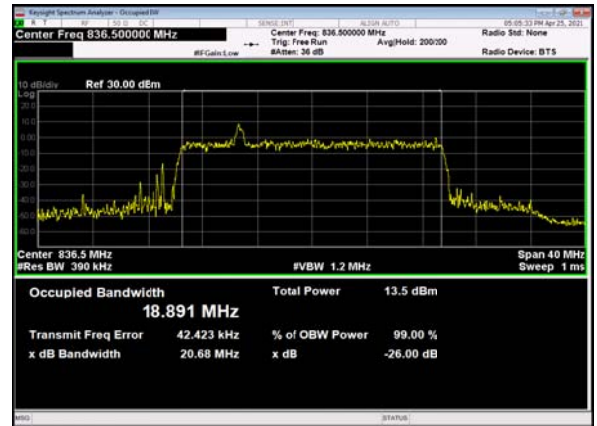
DC_66A_N5(20M)_DFT-s-OFDM_64
QAM_Outer_Full_Mid_CH



DC_66A_N5(20M)_DFT-s-OFDM_256
QAM_Outer_Full_Mid_CH

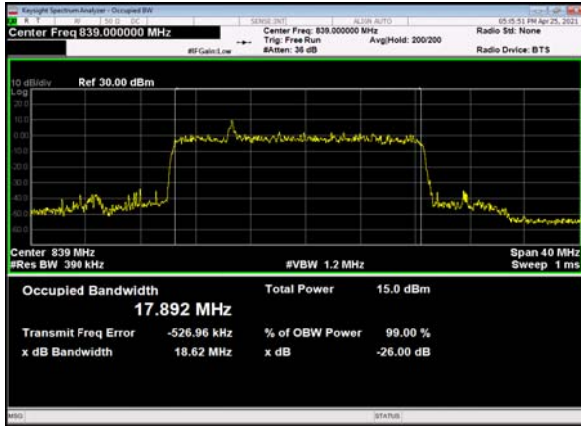


DC_66A_N5(20M)_CP-OFDM_QPSK_
Outer_Full_Mid_CH

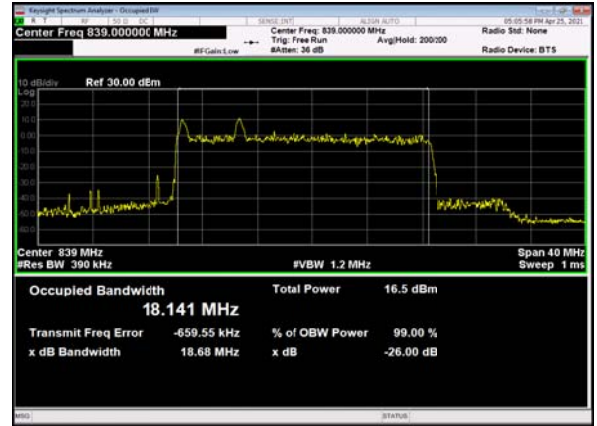




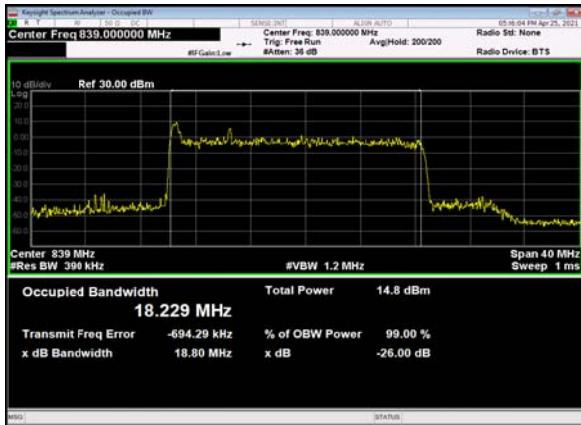
DC_66A_N5(20M)_DFT-s-OFDM_PI_2-BPSK_Outer_Full_High_CH



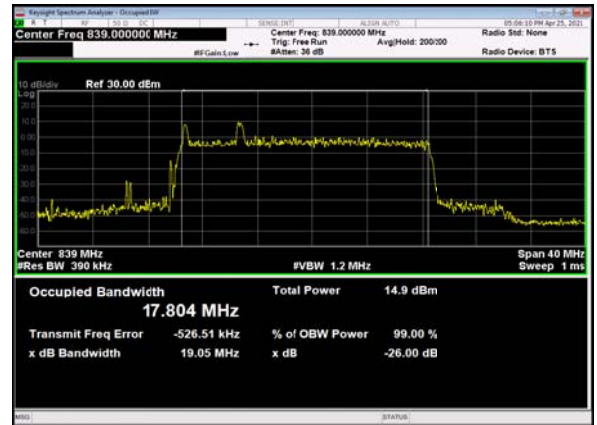
DC_66A_N5(20M)_DFT-s-OFDM_QPSK_Outer_Full_High_CH



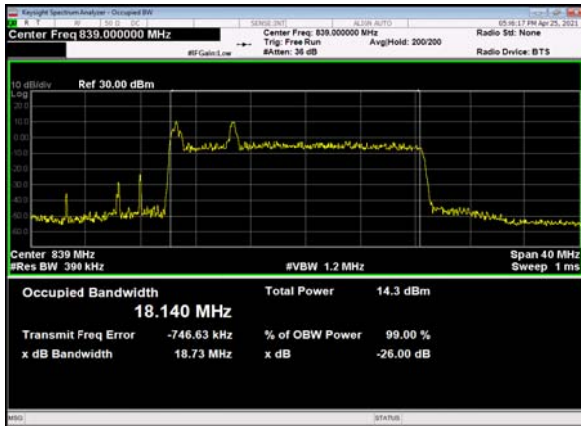
DC_66A_N5(20M)_DFT-s-OFDM_16QAM_Outer_Full_High_CH



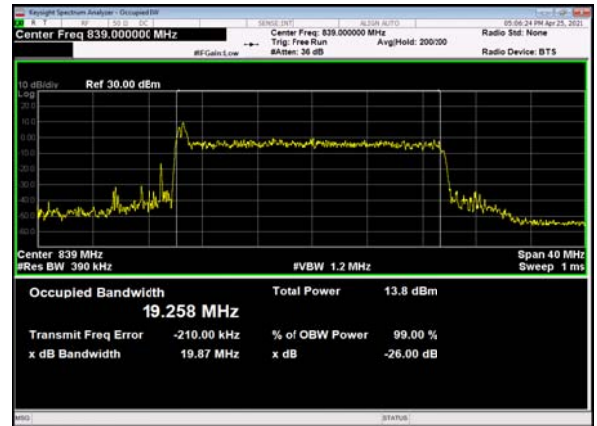
DC_66A_N5(20M)_DFT-s-OFDM_64QAM_Outer_Full_High_CH



DC_66A_N5(20M)_DFT-s-OFDM_256QAM_Outer_Full_High_CH

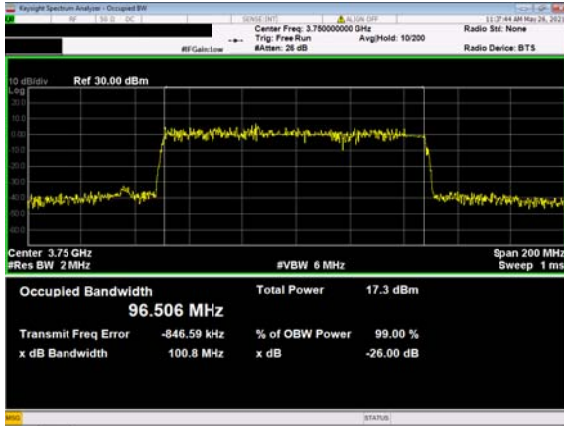


DC_66A_N5(20M)_CP-OFDM_QPSK_Outer_Full_High_CH

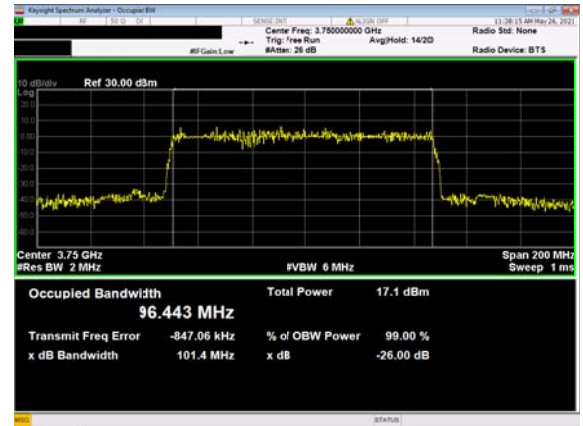




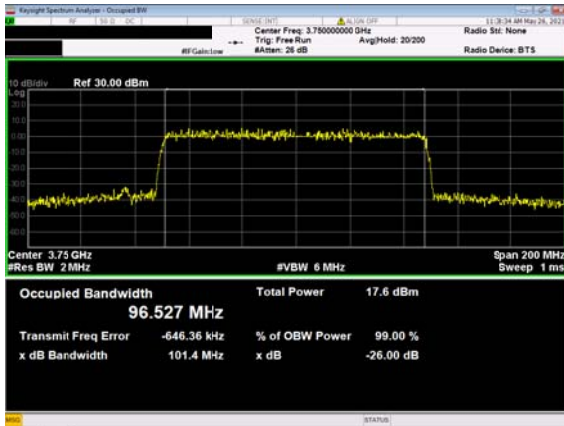
DC_DC_13A_N77(100M)_DFT-s-OFDM_PI_2-BP
SK_
Outer_Full_Low_CH



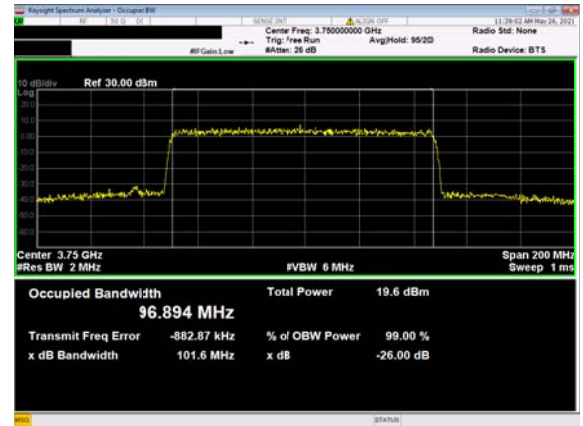
DC_DC_13A_N77(100M)_DFT-s-OFDM_Q
PSK_Outer_Full_Low_CH



DC_DC_13A_N77(100M)_DFT-s-OFDM_16
QAM_Outer_Full_Low_CH

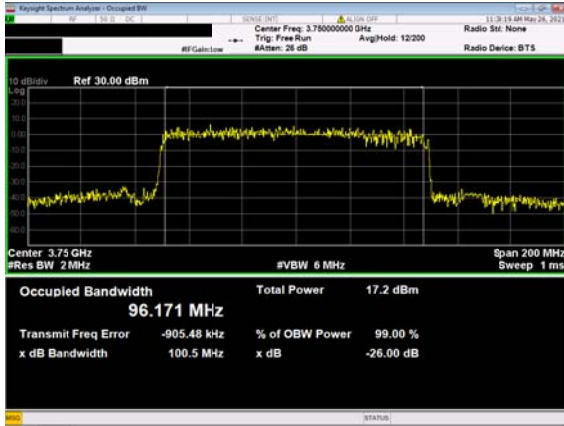


DC_DC_13A_N77(100M)_DFT-s-OFDM_64
QAM_Outer_Full_Low_CH





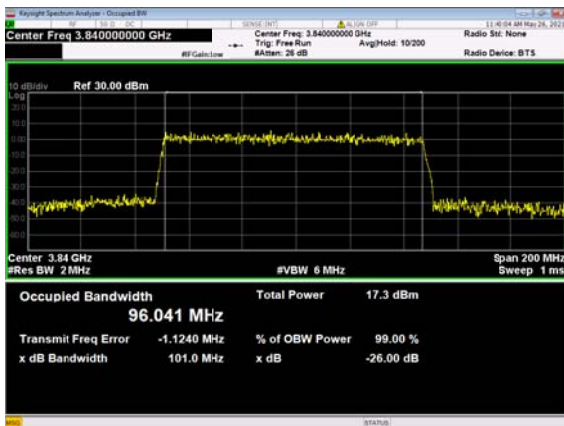
DC_DC_13A_N77(100M)_DFT-s-OFDM_256
QAM_Outer_Full_Low_CH



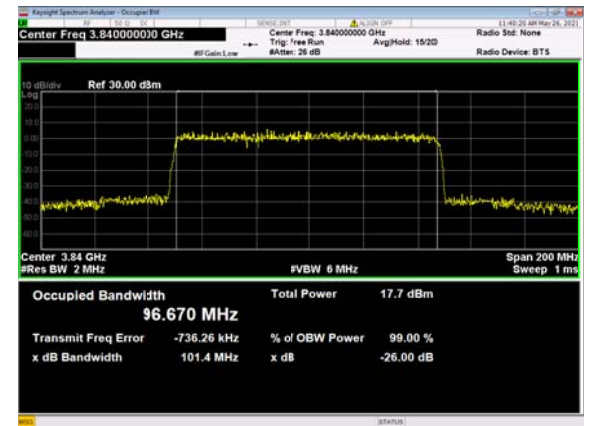
DC_DC_13A_N77(100M)_CP-OFDM_QPS
K_
Outer_Full_Low_CH



DC_DC_13A_N77(100M)_DFT-s-OFDM_PI_2-BP
SK_
Outer_Full_Mid_CH

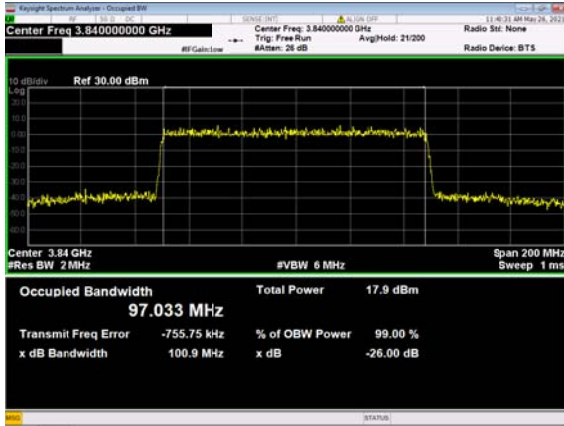


DC_DC_13A_N77(100M)_DFT-s-OFDM_Q
PSK_Outer_Full_Mid_CH

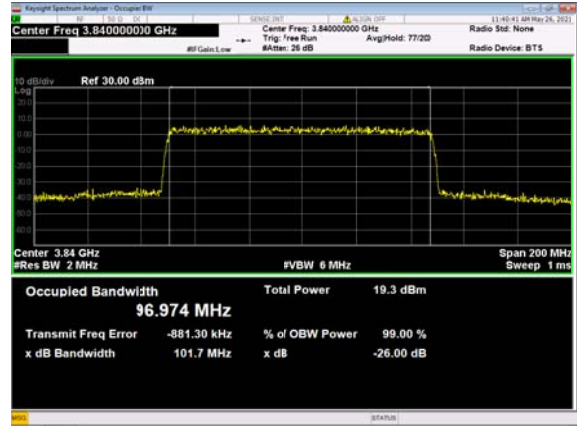




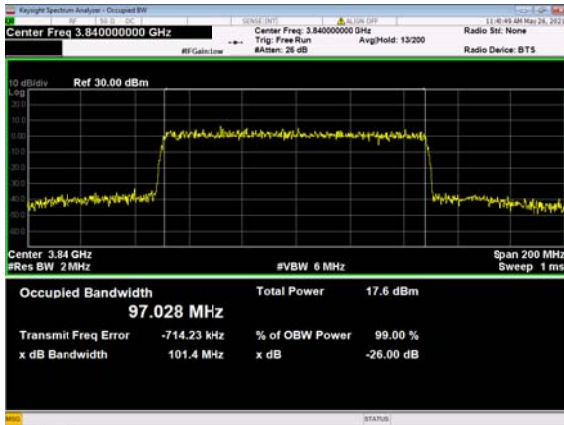
DC_DC_13A_N77(100M)_DFT-s-OFDM_16
QAM_Outer_Full_Mid_CH



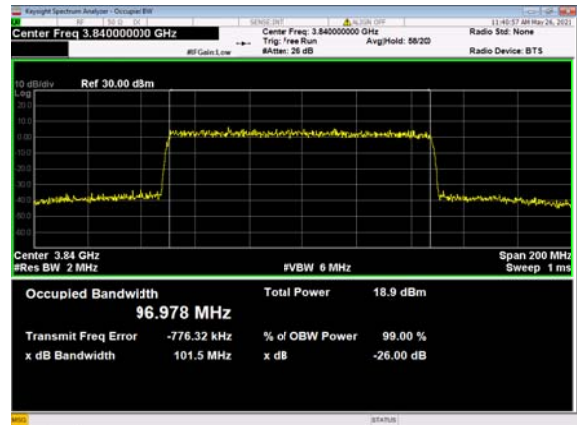
DC_DC_13A_N77(100M)_DFT-s-OFDM_64
QAM_Outer_Full_Mid_CH



DC_DC_13A_N77(100M)_DFT-s-OFDM_256
QAM_Outer_Full_Mid_CH

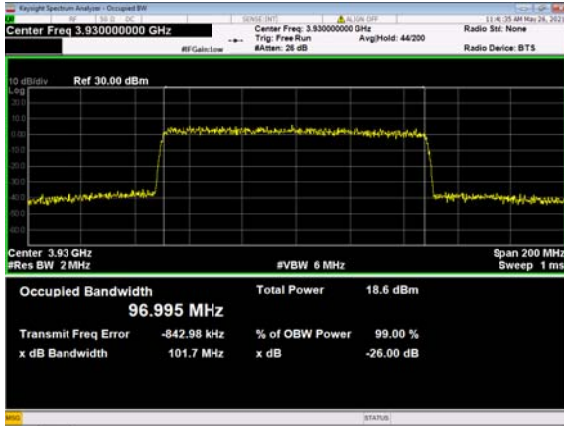


DC_DC_13A_N77(100M)_CP-OFDM_QPS
K_
Outer_Full_Mid_CH

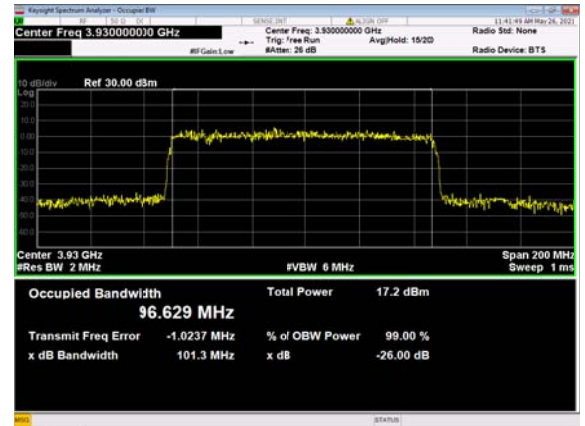




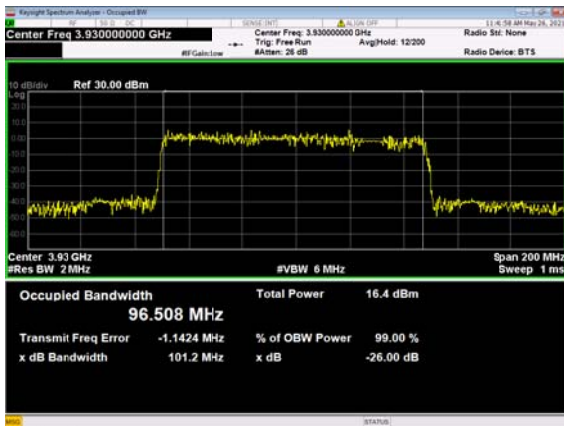
DC_DC_13A_N77(100M)_DFT-s-OFDM_PI_2-BP
SK_
Outer_Full_High_CH



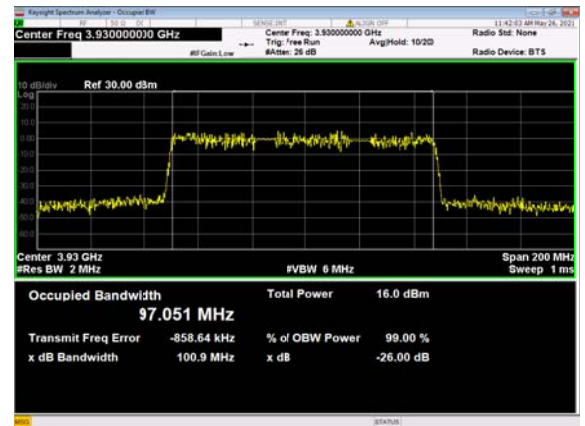
DC_DC_13A_N77(100M)_DFT-s-OFDM_Q
PSK_Outer_Full_High_CH

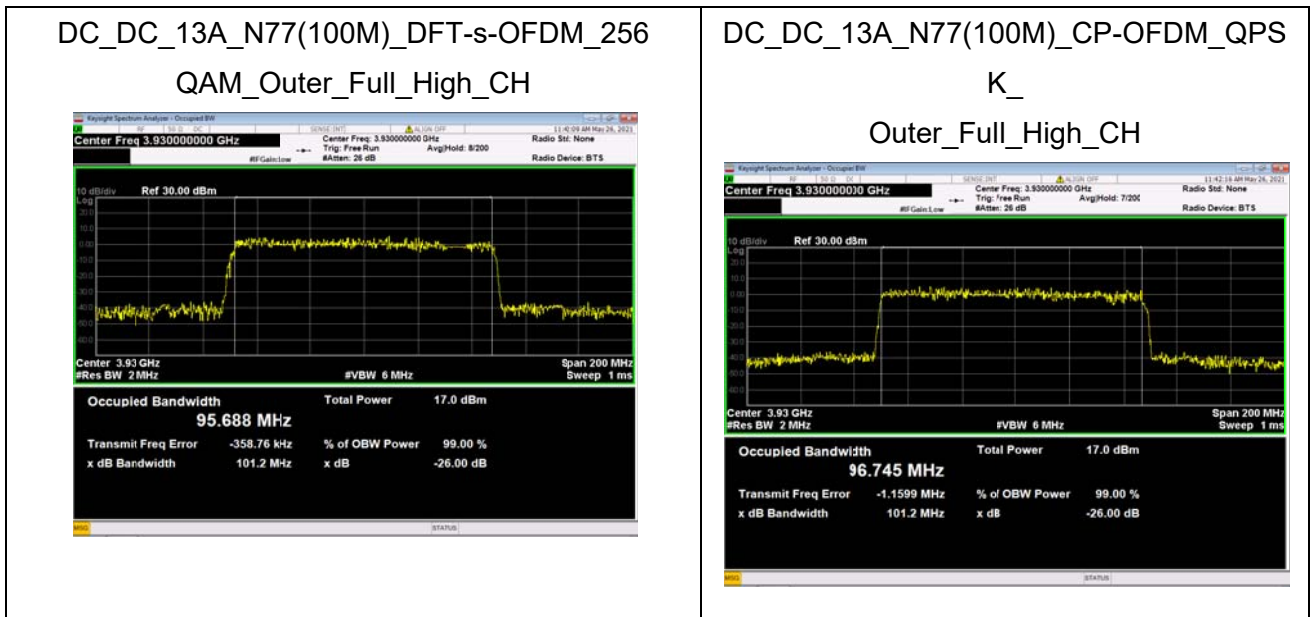


DC_DC_13A_N77(100M)_DFT-s-OFDM_16
QAM_Outer_Full_High_CH



DC_DC_13A_N77(100M)_DFT-s-OFDM_64
QAM_Outer_Full_High_CH





2.3. Frequency Stability

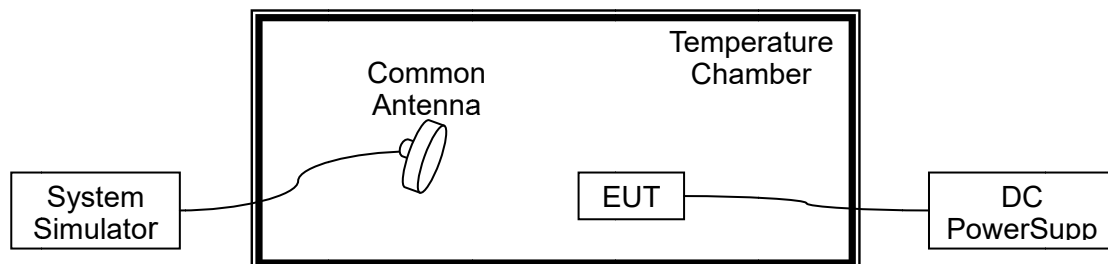
2.3.1. Requirement

According to FCC section 2.1055 & 27.54, the frequency stability shall be sufficient to ensure that the fundamental emission stays within the authorized frequency block. According to FCC section 2.1055, the test conditions are:

- (a) The temperature is varied from -30°C to +50°C at intervals of not more than 10°C.
- (b) For hand carried battery powered equipment, the primary supply voltage is reduced to the battery operating end point which shall be specified by the manufacture. The supply voltage shall be measured at the input to the cable normally provided with the equipment, or at the power supply terminals if cables are not normally provided.

Note: The operating temperature of EUT is from 0°C to 55°C, which are specified by the applicant.

2.3.2. Test Description





The EUT which is powered by the DC Power Supply directly, is located in the Temperature Chamber. The EUT is commanded by the System Simulator (SS) to operate at the maximum output power. A call is established between the EUT and the SS via a Common Antenna.

2.3.3. Test procedure

KDB 971168 D01v03 Section 9.0 and ANSI/TIA-603-E-2016.

2.3.4. Test Result

The nominal, highest and lowest extreme voltages are separately 3.85VDC, 4.4VDC and 3.4VDC, which are specified by the applicant; the normal temperature here used is 20°C.

NR n2, QPSK, Channel 376000, SCS 15kHz, Frequency 1880.0MHz					
Limit =Within Authorized Band					
Voltage (%)	Power (VDC)	Temp(°C)	Fre. Dev.(Hz)	Deviation (ppm)	Result
100	3.85	+20(Ref)	26	0.014	PASS
100		0	-33	-0.018	
100		+10	16	0.009	
100		+20	10	0.005	
100		+30	-12	-0.006	
100		+40	-30	-0.016	
100		+50	-13	-0.007	
100		+55	-22	-0.012	
115	4.4	+20	39	0.021	
85	3.4	+20	28	0.015	

NR n5, QPSK, Channel 167300, SCS 15kHz, Frequency 836.5MHz					
Limit =Within Authorized Band					
Voltage (%)	Power (VDC)	Temp(°C)	Fre. Dev.(Hz)	Deviation (ppm)	Result
100	3.85	+20(Ref)	28	0.033	PASS
100		0	-16	-0.019	
100		+10	17	0.020	
100		+20	-21	-0.025	



100		+30	-28	-0.033	
100		+40	-15	-0.018	
100		+50	-23	-0.027	
100		+55	20	0.024	
115	4.4	+20	30	0.036	
85	3.4	+20	-38	-0.045	



NR n66, QPSK, Channel 349000, SCS 15kHz, Frequency 1745MHz Limit =Within Authorized Band					
Voltage (%)	Power (VDC)	Temp (°C)	Fre. Dev. (Hz)	Deviation (ppm)	Result
100	3.85	+20 (Ref)	-15	-0.009	PASS
100		0	26	0.015	
100		+10	-16	-0.009	
100		+20	-23	-0.013	
100		+30	-12	-0.007	
100		+40	23	0.013	
100		+50	24	0.014	
100		+55	20	0.011	
115	4.4	+20	-38	-0.022	
85	3.4	+20	-25	-0.014	

NR n77, QPSK, Channel 656000, SCS 30kHz, Frequency 3840MHz Limit =Within Authorized Band					
Voltage (%)	Power (VDC)	Temp(°C)	Fre. Dev.(Hz)	Deviation (ppm)	Result
100	3.85	+20(Ref)	-23	-0.034	PASS
100		0	20	0.029	
100		+10	-18	-0.026	
100		+20	-15	-0.022	
100		+30	23	0.034	
100		+40	20	0.029	
100		+50	19	0.028	
100		+55	-26	-0.038	
115	4.4	+20	-33	-0.048	
85	3.4	+20	-37	-0.054	

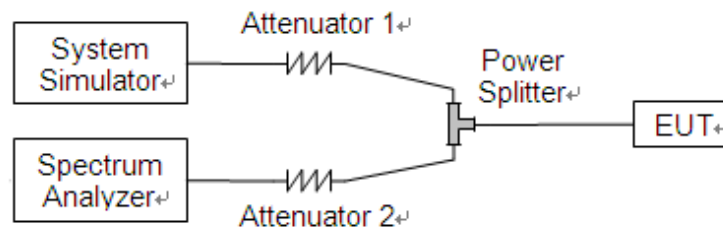
2.4. Peak to Average Ratio

2.4.1. Requirement

According to FCC section 24.232(d), the peak to average ratio (PAR) of the transmission may not exceed 13dB.

2.4.2. Test Description

Test Set:



The EUT is coupled to the Spectrum Analyzer (SA) and the System Simulator (SS) with Attenuators through the Power Splitter; the RF load attached to the EUT antenna terminal is 50Ohm; the path loss as the factor is calibrated to correct the reading. The EUT is commanded by the SS to operate at the maximum output power. A call is established between the EUT and the SS.

2.4.3. Test procedure

KDB 971168 D01v03 Section 5.7 and ANSI/TIA-603-E-2016.

2.4.4. Test Result

Record the maximum PAPR level associated with a probability of 0.1%.



DC_13A_N2					
BW(MHz)	Channel Level	Modulation	Peak to Average Radio(dB)	Limit (dB)	Verdict
5	Low	BPSK	7.83	<=13	PASS
5	Low	QPSK	7.84	<=13	PASS
5	Mid	BPSK	7.95	<=13	PASS
5	Mid	QPSK	7.92	<=13	PASS
5	High	BPSK	7.88	<=13	PASS
5	High	QPSK	7.83	<=13	PASS
10	Low	BPSK	7.94	<=13	PASS
10	Low	QPSK	7.95	<=13	PASS
10	Mid	BPSK	8.29	<=13	PASS
10	Mid	QPSK	8.34	<=13	PASS
10	High	BPSK	8.25	<=13	PASS
10	High	QPSK	8.23	<=13	PASS
15	Low	BPSK	8.28	<=13	PASS
15	Low	QPSK	8.20	<=13	PASS
15	Mid	BPSK	8.24	<=13	PASS
15	Mid	QPSK	8.16	<=13	PASS
15	High	BPSK	8.43	<=13	PASS
15	High	QPSK	8.29	<=13	PASS
20	Low	BPSK	8.15	<=13	PASS
20	Low	QPSK	8.12	<=13	PASS
20	Mid	BPSK	8.27	<=13	PASS
20	Mid	QPSK	8.23	<=13	PASS
20	High	BPSK	8.08	<=13	PASS
20	High	QPSK	7.99	<=13	PASS



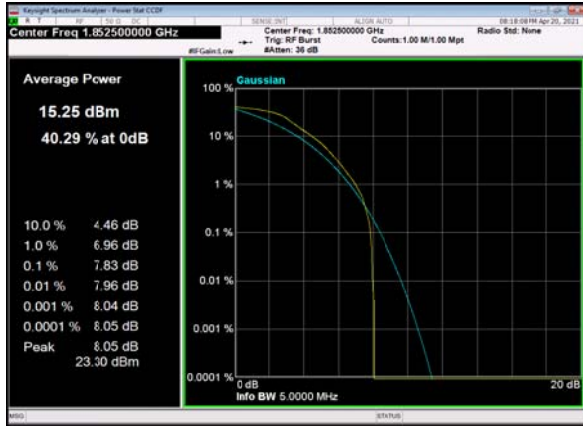
DC_13A_N66					
BW(MHz)	Channel Level	Modulation	Peak to Average Radio(dB)	Limit (dB)	Verdict
5	Low	BPSK	7.97	<=13	PASS
5	Low	QPSK	7.81	<=13	PASS
5	Mid	BPSK	8.16	<=13	PASS
5	Mid	QPSK	8.39	<=13	PASS
5	High	BPSK	8.31	<=13	PASS
5	High	QPSK	8.28	<=13	PASS
10	Low	BPSK	8.17	<=13	PASS
10	Low	QPSK	8.25	<=13	PASS
10	Mid	BPSK	8.17	<=13	PASS
10	Mid	QPSK	8.31	<=13	PASS
10	High	BPSK	8.25	<=13	PASS
10	High	QPSK	8.20	<=13	PASS
15	Low	BPSK	8.45	<=13	PASS
15	Low	QPSK	8.29	<=13	PASS
15	Mid	BPSK	8.41	<=13	PASS
15	Mid	QPSK	8.34	<=13	PASS
15	High	BPSK	8.52	<=13	PASS
15	High	QPSK	8.28	<=13	PASS
20	Low	BPSK	8.39	<=13	PASS
20	Low	QPSK	8.35	<=13	PASS
20	Mid	BPSK	8.43	<=13	PASS
20	Mid	QPSK	8.36	<=13	PASS
20	High	BPSK	8.38	<=13	PASS
20	High	QPSK	8.38	<=13	PASS



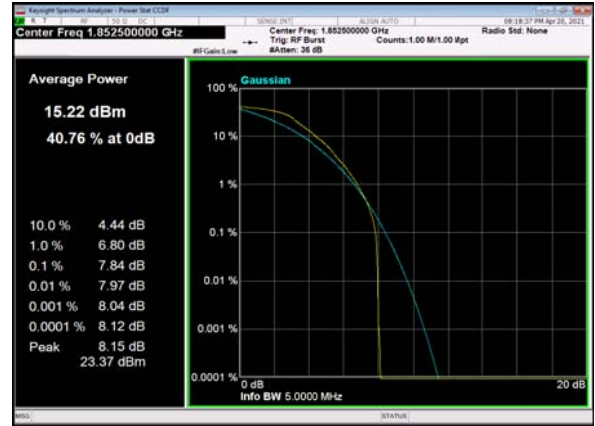
DC_13A_N77					
BW(MHz)	Channel Level	Modulation	Peak to Average Radio(dB)	Limit (dB)	Verdict
100	Low	BPSK	10.00	<=13	PASS
100	Low	QPSK	10.35	<=13	PASS
100	Mid	BPSK	8.55	<=13	PASS
100	Mid	QPSK	9.32	<=13	PASS
100	High	BPSK	10.63	<=13	PASS
100	High	QPSK	10.00	<=13	PASS



DC_13A_N2(5M)_DFT-s-OFDM_PI_2-BPSK_O
uter_Full_Low_CH



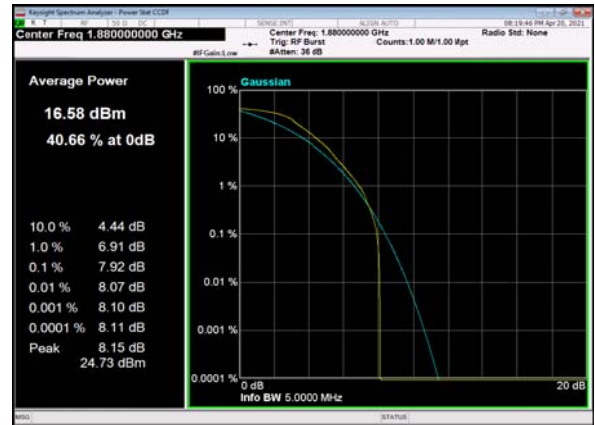
DC_13A_N2(5M)_DFT-s-OFDM_QPSK_Outer
_Full_Low_CH



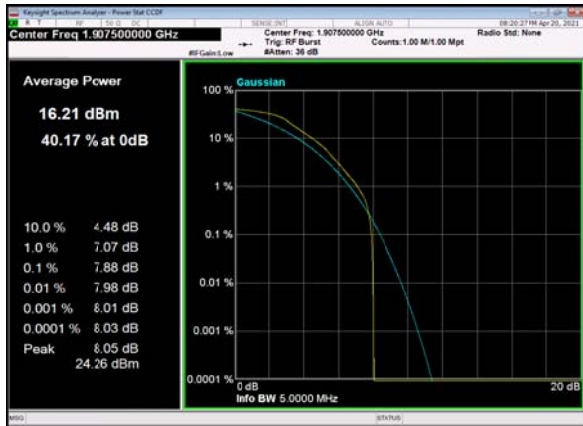
DC_13A_N2(5M)_DFT-s-OFDM_PI_2-BPSK_O
uter_Full_Mid_CH



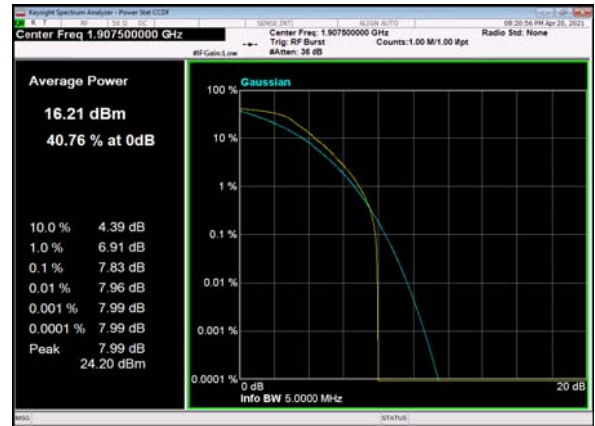
DC_13A_N2(5M)_DFT-s-OFDM_QPSK_Outer
_Full_Mid_CH



DC_13A_N2(5M)_DFT-s-OFDM_PI_2-BPSK_O
uter_Full_High_CH

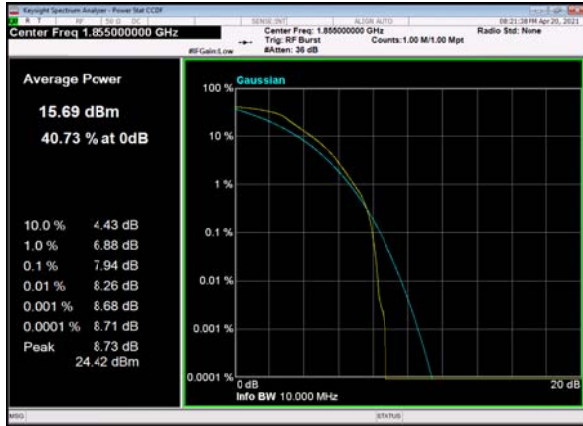


DC_13A_N2(5M)_DFT-s-OFDM_QPSK_Outer
_Full_High_CH

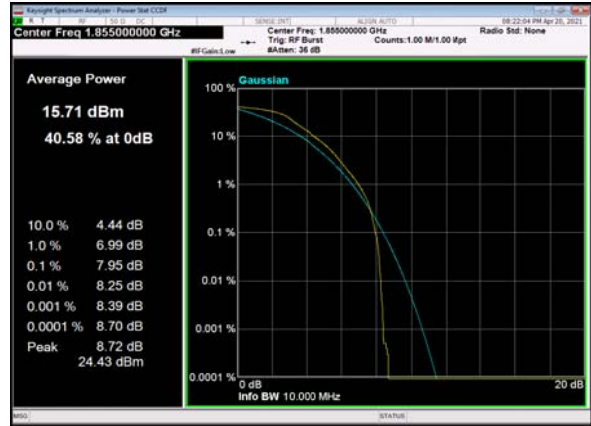




DC_13A_N2(10M)_DFT-s-OFDM_PI_2-BPSK_Outer_Full_Low_CH



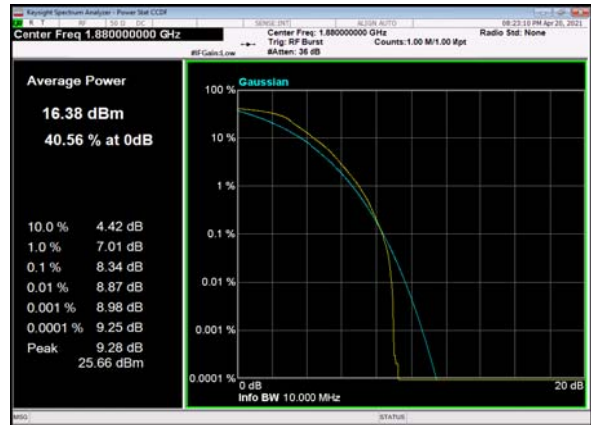
DC_13A_N2(10M)_DFT-s-OFDM_QPSK_Outer_Full_Low_CH



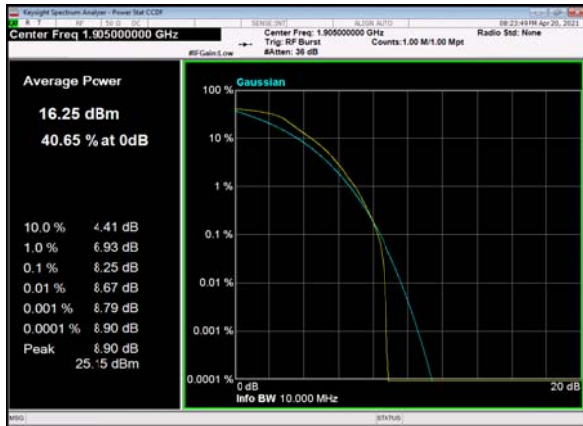
DC_13A_N2(10M)_DFT-s-OFDM_PI_2-BPSK_Outer_Full_Mid_CH



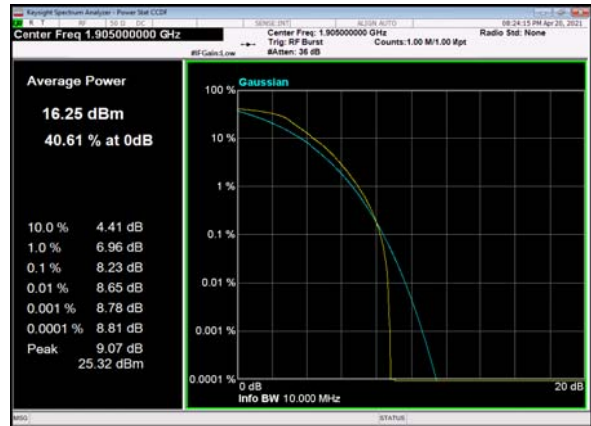
DC_13A_N2(10M)_DFT-s-OFDM_QPSK_Outer_Full_Mid_CH



DC_13A_N2(10M)_DFT-s-OFDM_PI_2-BPSK_Outer_Full_High_CH

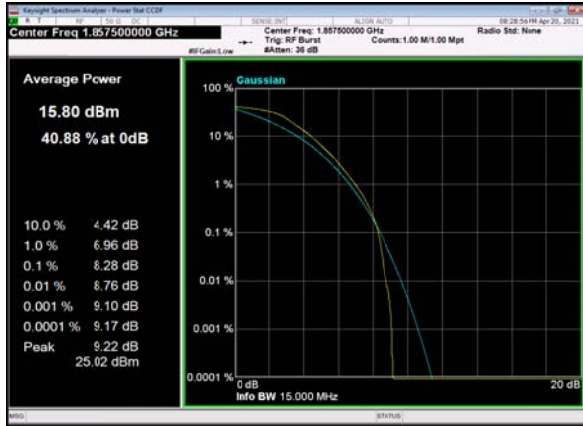


DC_13A_N2(10M)_DFT-s-OFDM_QPSK_Outer_Full_High_CH

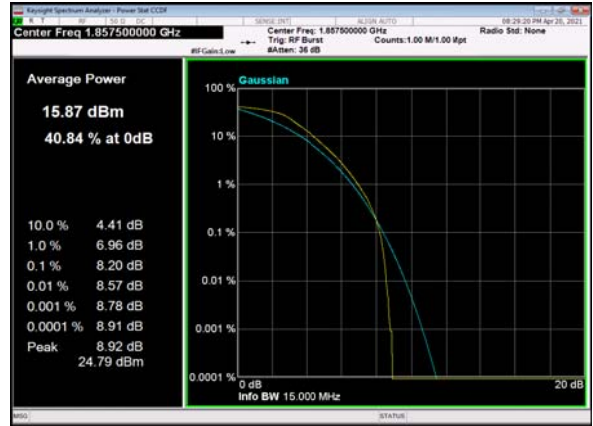




DC_13A_N2(15M)_DFT-s-OFDM_PI_2-BPSK_Outer_Full_Low_CH



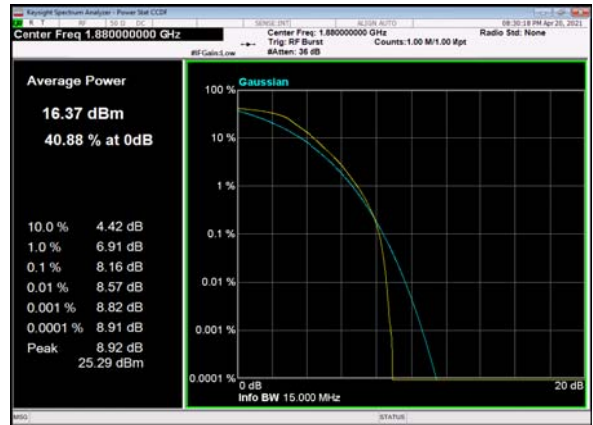
DC_13A_N2(15M)_DFT-s-OFDM_QPSK_Outer_Full_Low_CH



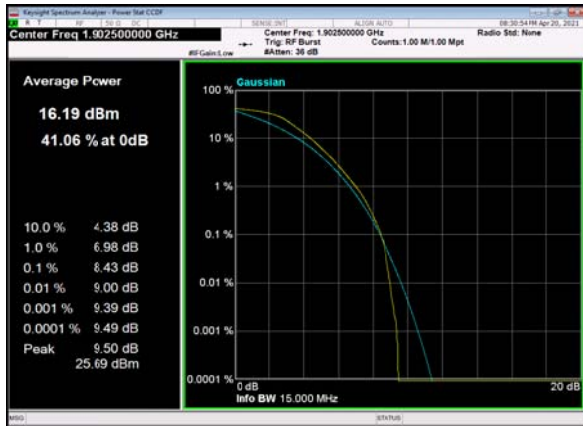
DC_13A_N2(15M)_DFT-s-OFDM_PI_2-BPSK_Outer_Full_Mid_CH



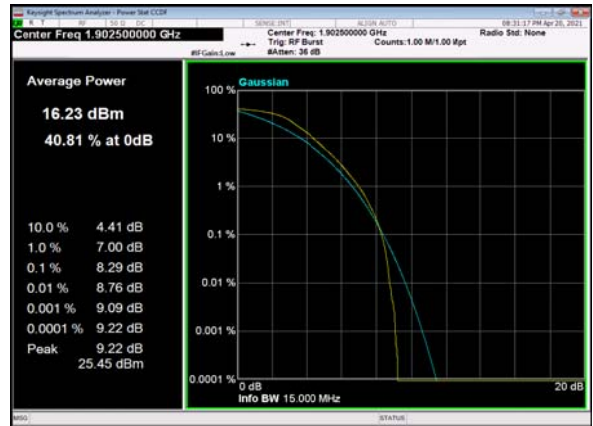
DC_13A_N2(15M)_DFT-s-OFDM_QPSK_Outer_Full_Mid_CH



DC_13A_N2(15M)_DFT-s-OFDM_PI_2-BPSK_Outer_Full_High_CH

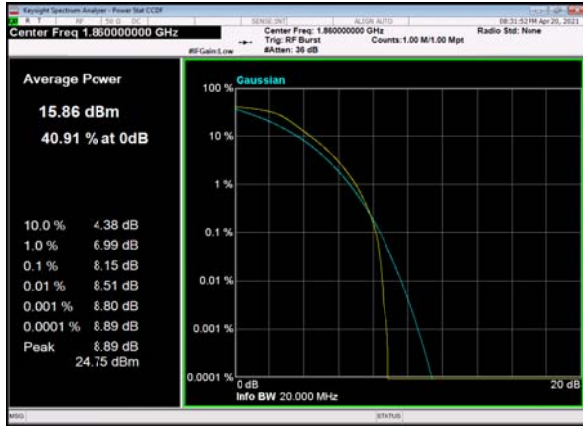


DC_13A_N2(15M)_DFT-s-OFDM_QPSK_Outer_Full_High_CH

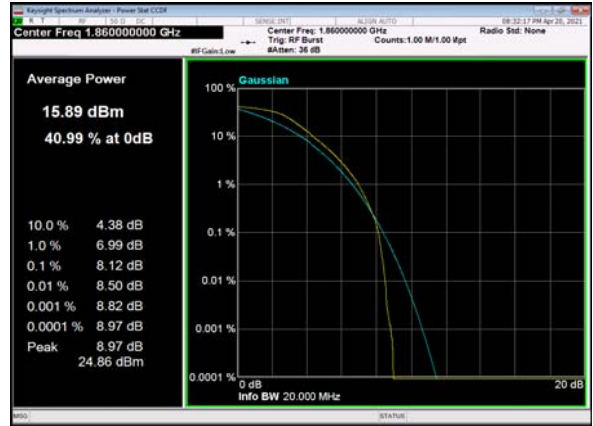




DC_13A_N2(20M)_DFT-s-OFDM_PI_2-BPSK_Outer_Full_Low_CH



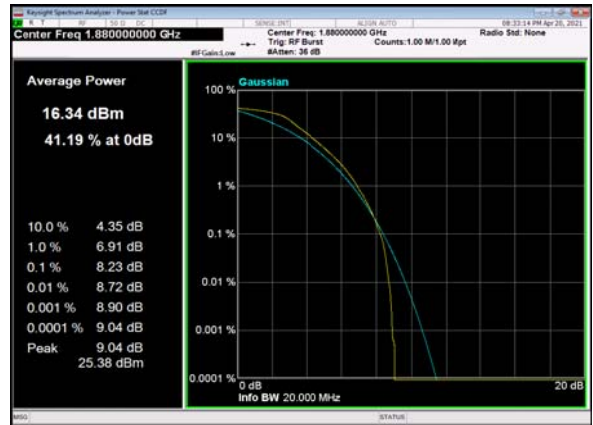
DC_13A_N2(20M)_DFT-s-OFDM_QPSK_Outer_Full_Low_CH



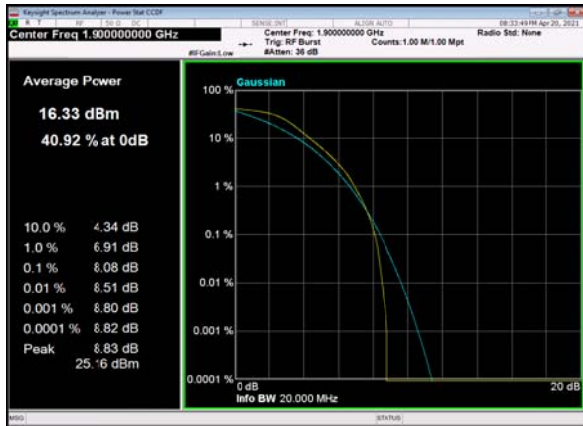
DC_13A_N2(20M)_DFT-s-OFDM_PI_2-BPSK_Outer_Full_Mid_CH



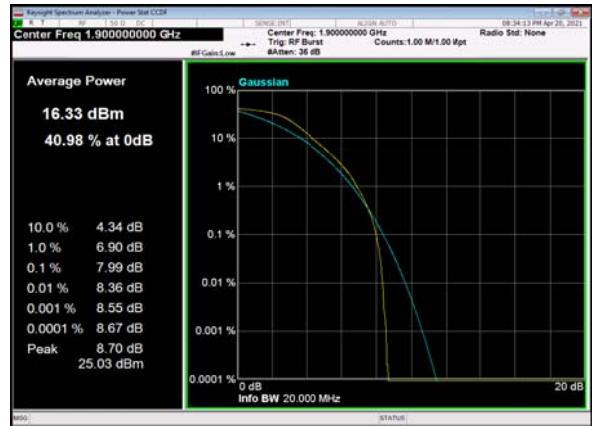
DC_13A_N2(20M)_DFT-s-OFDM_QPSK_Outer_Full_Mid_CH



DC_13A_N2(20M)_DFT-s-OFDM_PI_2-BPSK_Outer_Full_High_CH

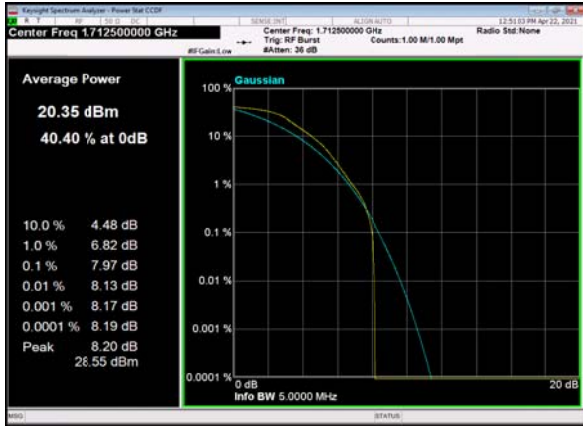


DC_13A_N2(20M)_DFT-s-OFDM_QPSK_Outer_Full_High_CH

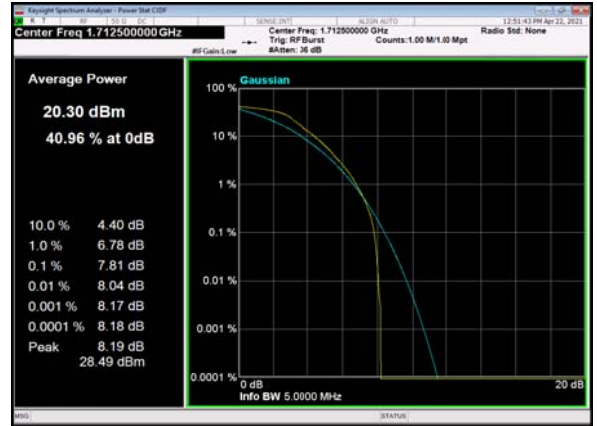




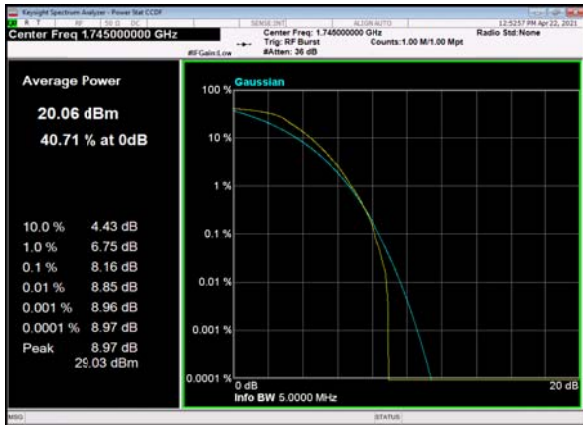
DC_13A_N66(5M)_DFT-s-OFDM_PI_2-BPSK_Outer_Full_Low_CH



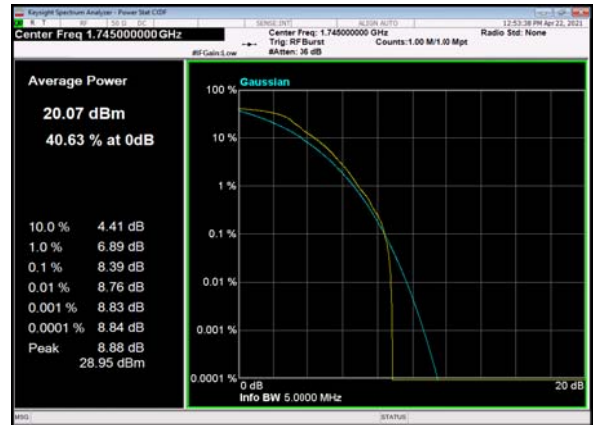
DC_13A_N66(5M)_DFT-s-OFDM_QPSK_Outer_Full_Low_CH



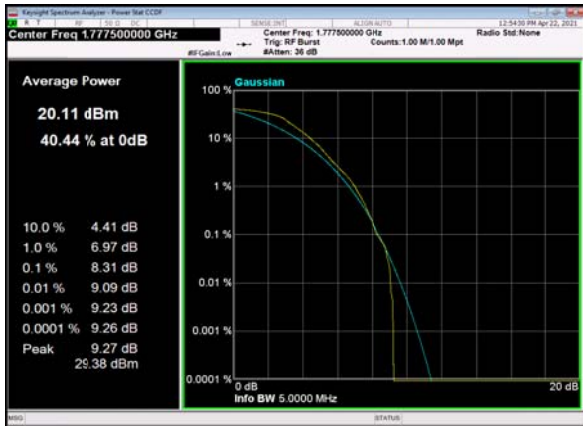
DC_13A_N66(5M)_DFT-s-OFDM_PI_2-BPSK_Outer_Full_Mid_CH



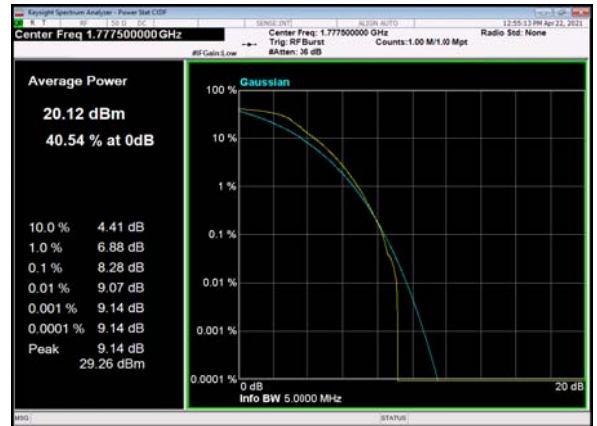
DC_13A_N66(5M)_DFT-s-OFDM_QPSK_Outer_Full_Mid_CH



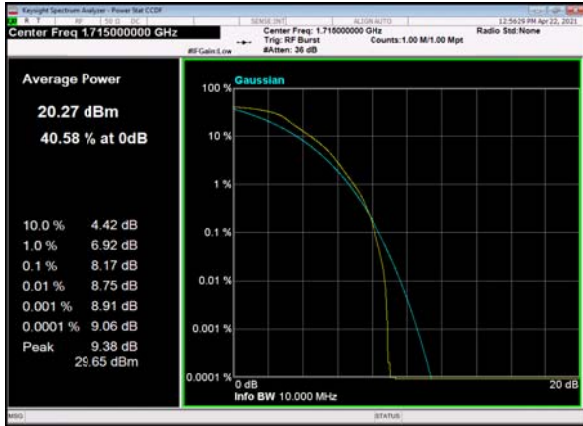
DC_13A_N66(5M)_DFT-s-OFDM_PI_2-BPSK_Outer_Full_High_CH



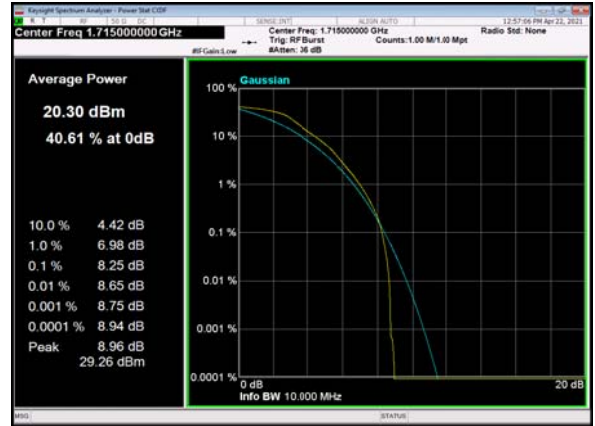
DC_13A_N66(5M)_DFT-s-OFDM_QPSK_Outer_Full_High_CH



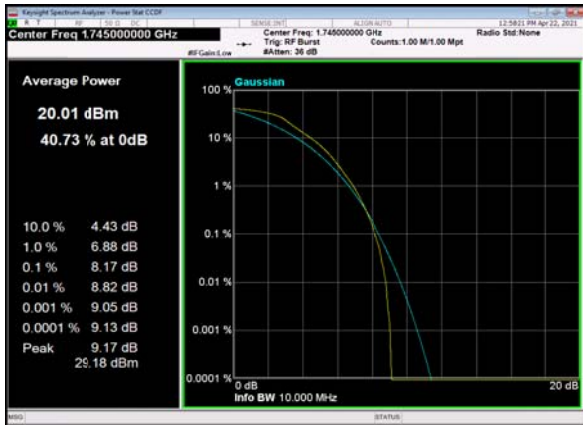
DC_13A_N66(10M)_DFT-s-OFDM_PI_2-BPSK_Outer_Full_Low_CH



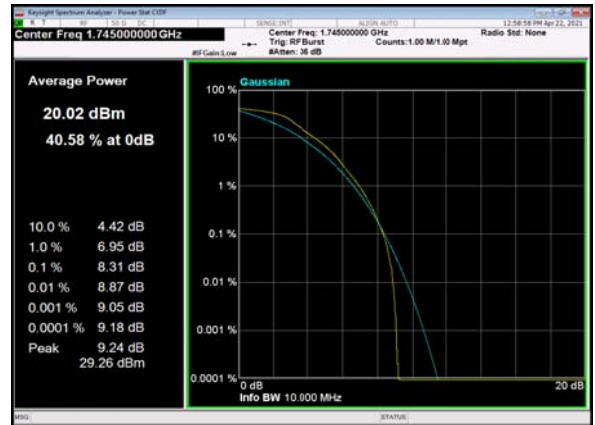
DC_13A_N66(10M)_DFT-s-OFDM_QPSK_Outer_Full_Low_CH



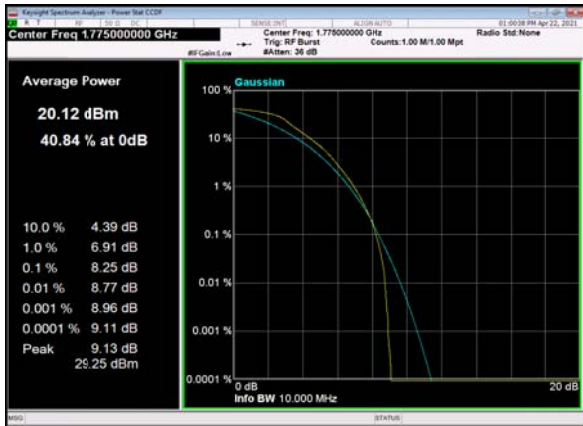
DC_13A_N66(10M)_DFT-s-OFDM_PI_2-BPSK_Outer_Full_Mid_CH



DC_13A_N66(10M)_DFT-s-OFDM_QPSK_Outer_Full_Mid_CH



DC_13A_N66(10M)_DFT-s-OFDM_PI_2-BPSK_Outer_Full_High_CH



DC_13A_N66(10M)_DFT-s-OFDM_QPSK_Outer_Full_High_CH

