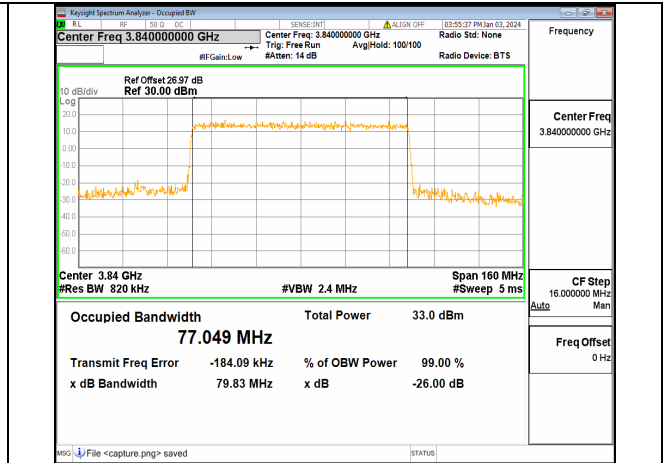
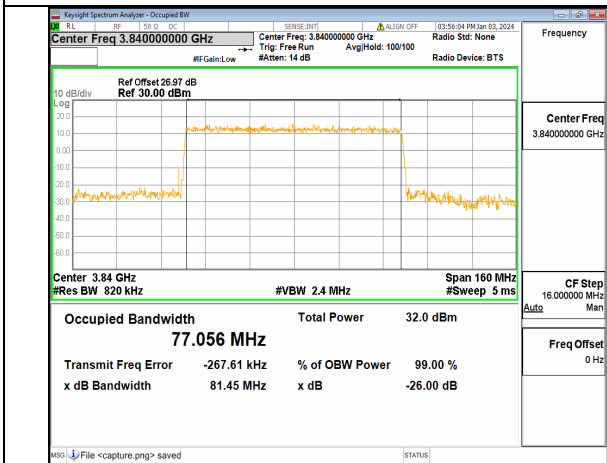


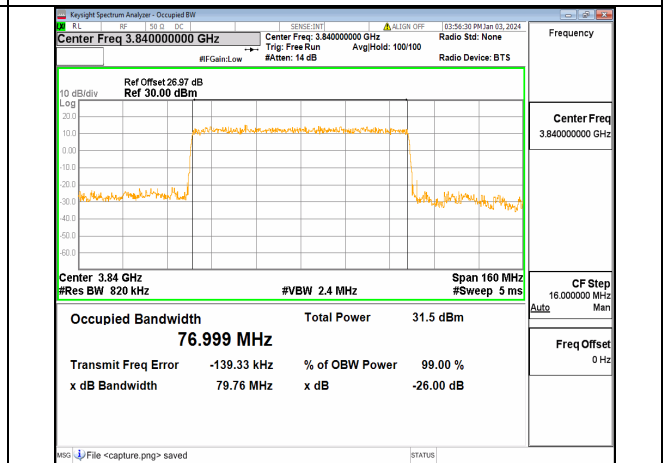
n77(3700-3980MHz) 80M DFT-s-OFDM BPSK
Outer_Full Mid



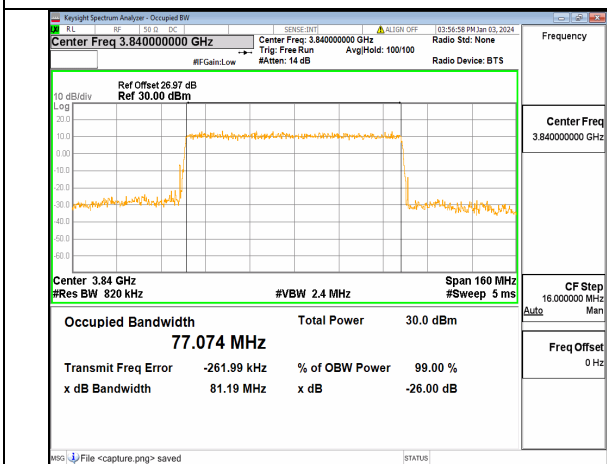
n77(3700-3980MHz) 80M DFT-s-OFDM QPSK
Outer_Full Mid



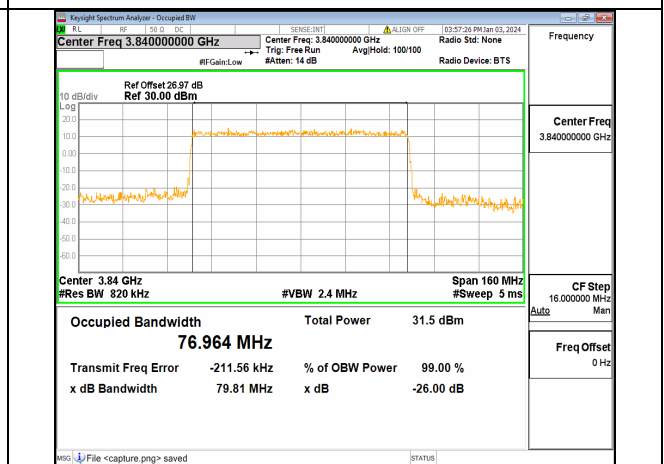
n77(3700-3980MHz) 80M DFT-s-OFDM
16QAM Outer_Full Mid



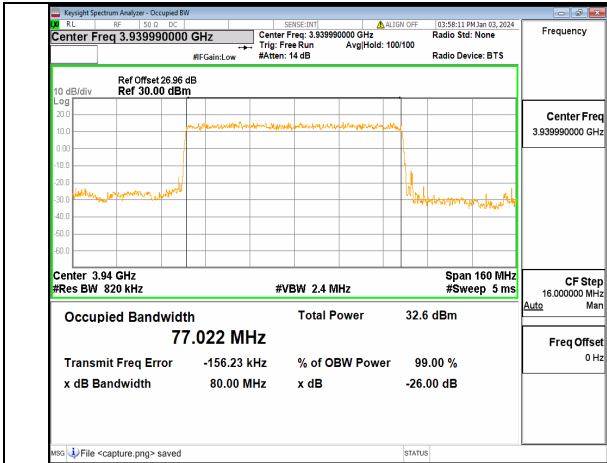
n77(3700-3980MHz) 80M DFT-s-OFDM
64QAM Outer_Full Mid



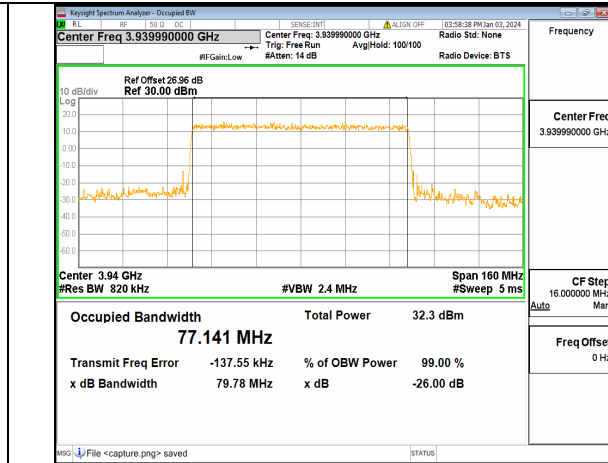
n77(3700-3980MHz) 80M DFT-s-OFDM
256QAM Outer_Full Mid



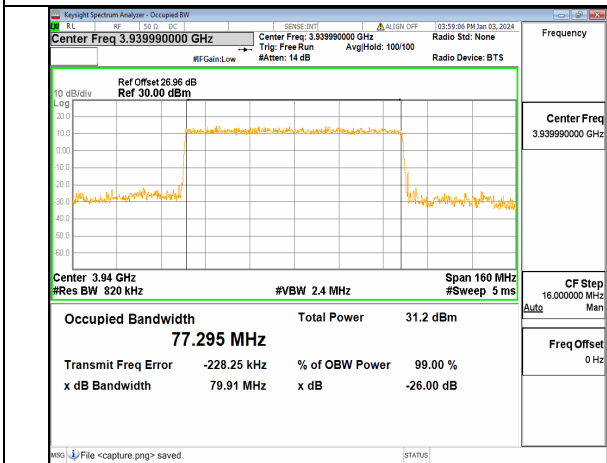
n77(3700-3980MHz) 80M CP-OFDM QPSK
Outer_Full Mid



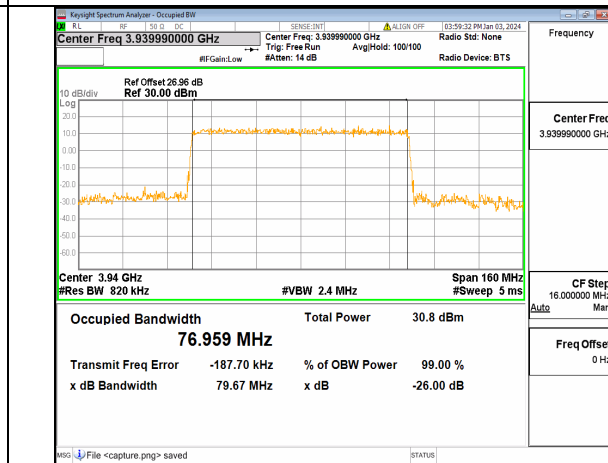
n77(3700-3980MHz) 80M DFT-s-OFDM BPSK Outer_Full High



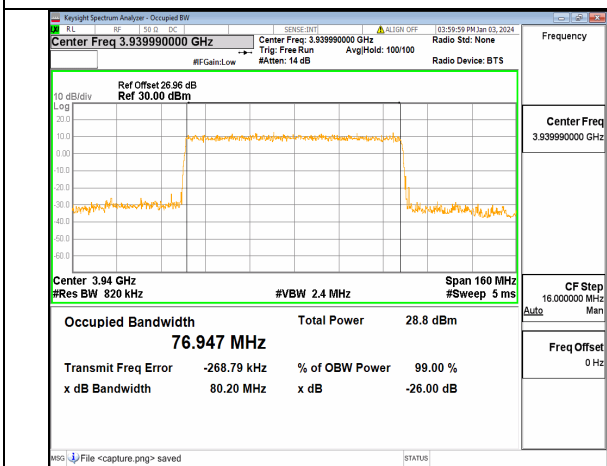
n77(3700-3980MHz) 80M DFT-s-OFDM QPSK Outer_Full High



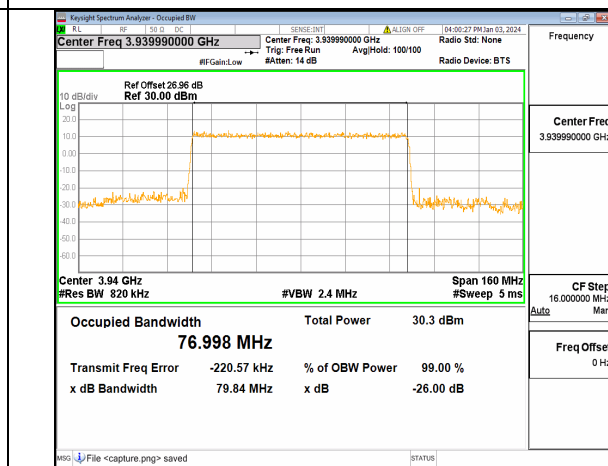
n77(3700-3980MHz) 80M DFT-s-OFDM 16QAM Outer_Full High



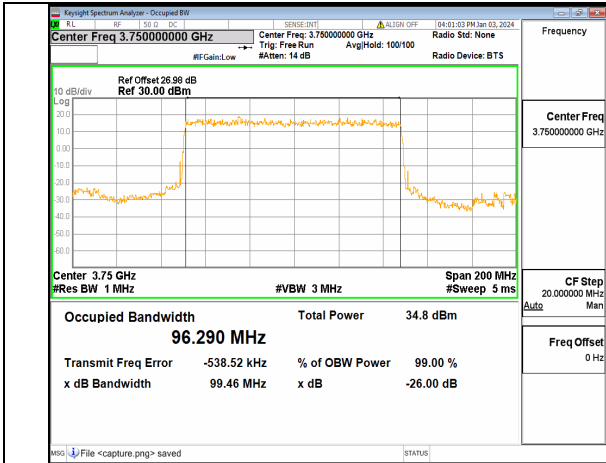
n77(3700-3980MHz) 80M DFT-s-OFDM 64QAM Outer_Full High



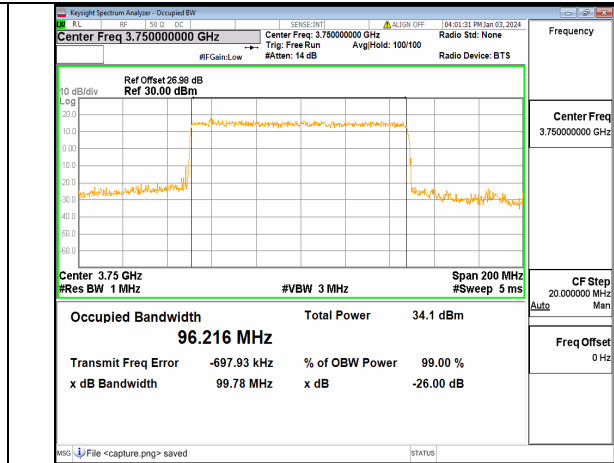
n77(3700-3980MHz) 80M DFT-s-OFDM 256QAM Outer_Full High



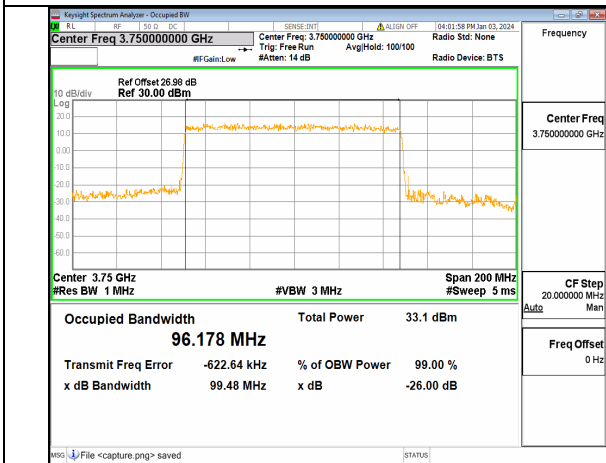
n77(3700-3980MHz) 80M CP-OFDM QPSK Outer_Full High



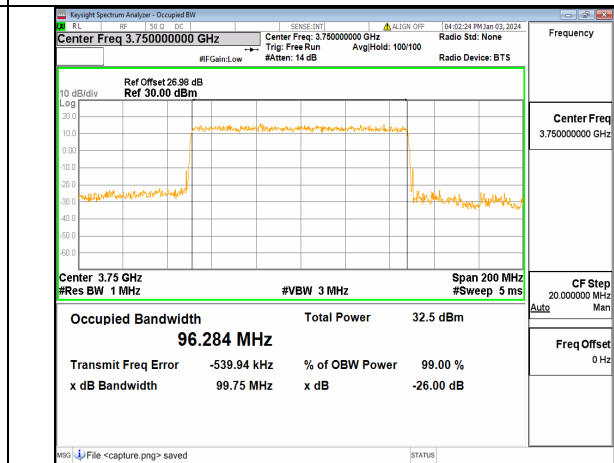
n77(3700-3980MHz) 100M DFT-s-OFDM BPSK Outer_Full Low



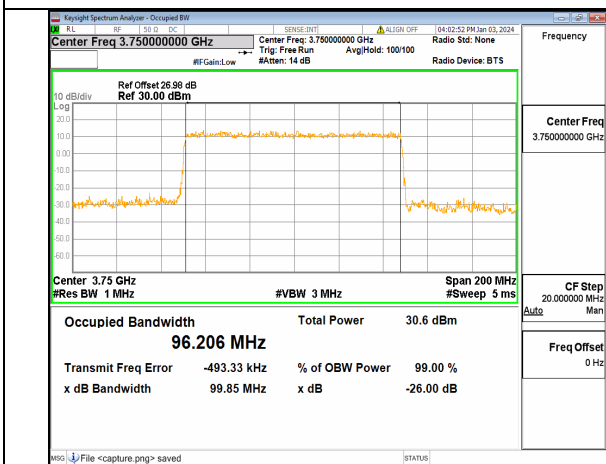
n77(3700-3980MHz) 100M DFT-s-OFDM QPSK Outer_Full Low



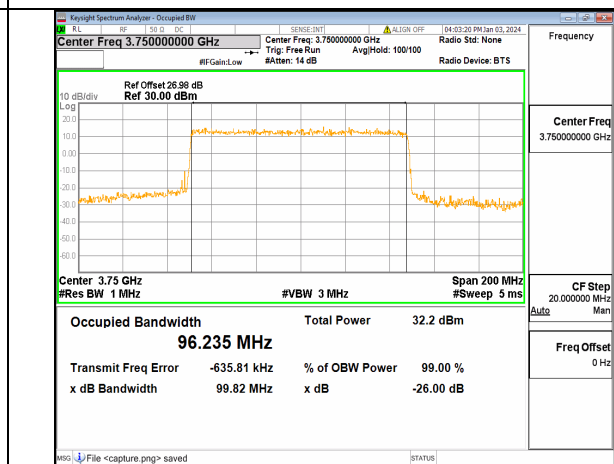
n77(3700-3980MHz) 100M DFT-s-OFDM 16QAM Outer_Full Low



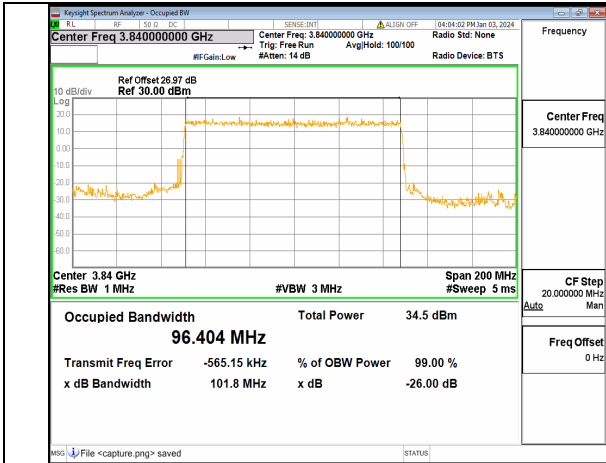
n77(3700-3980MHz) 100M DFT-s-OFDM 64QAM Outer_Full Low



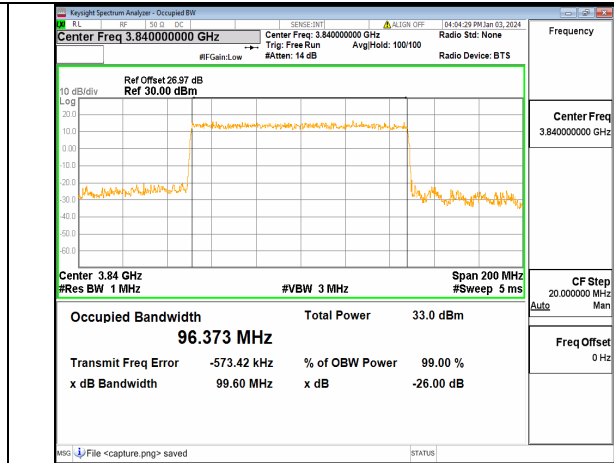
n77(3700-3980MHz) 100M DFT-s-OFDM 256QAM Outer_Full Low



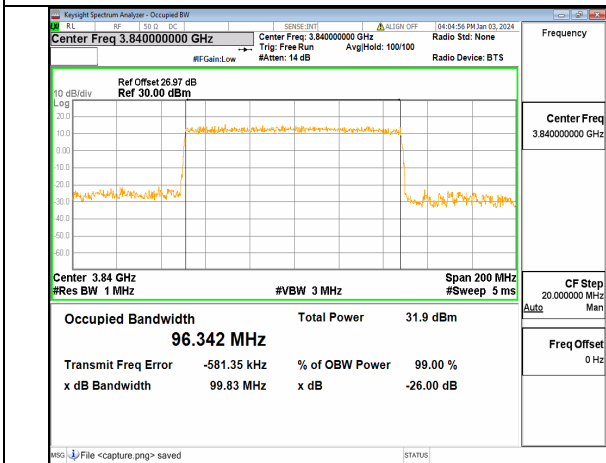
n77(3700-3980MHz) 100M CP-OFDM QPSK Outer_Full Low



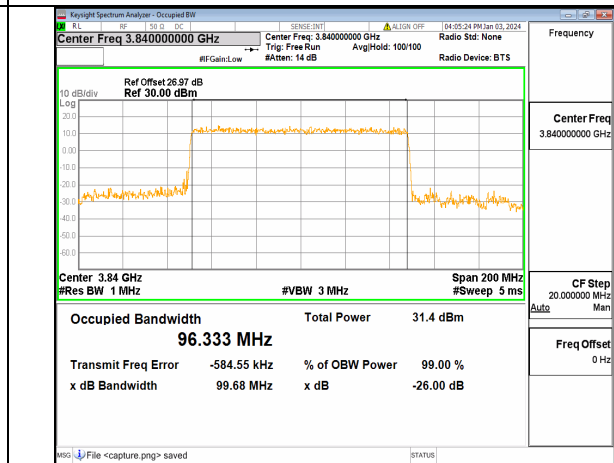
n77(3700-3980MHz) 100M DFT-s-OFDM BPSK Outer_Full Mid



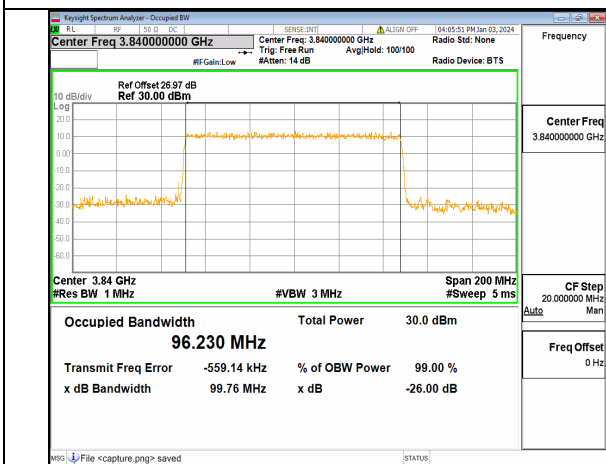
n77(3700-3980MHz) 100M DFT-s-OFDM QPSK Outer_Full Mid



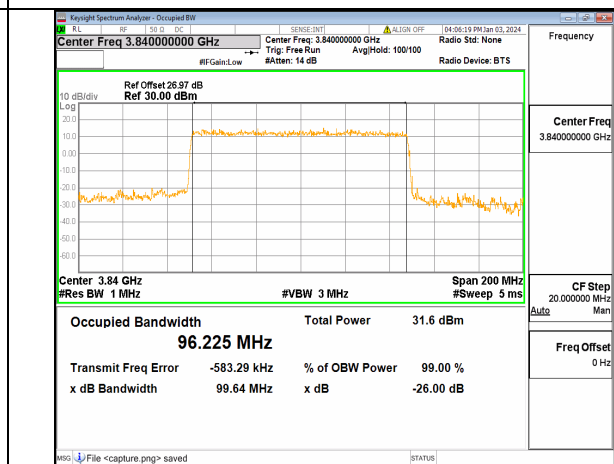
n77(3700-3980MHz) 100M DFT-s-OFDM 16QAM Outer_Full Mid



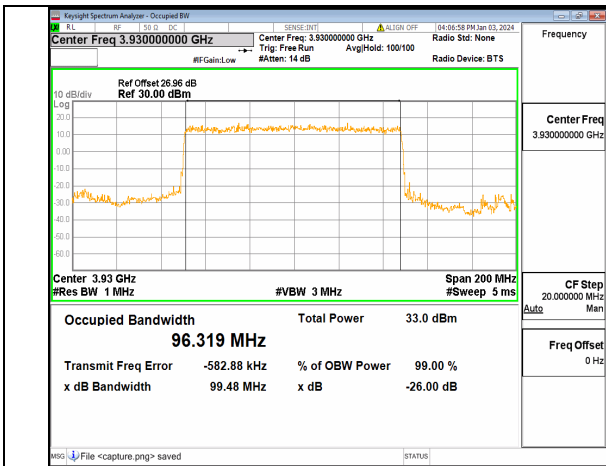
n77(3700-3980MHz) 100M DFT-s-OFDM 64QAM Outer_Full Mid



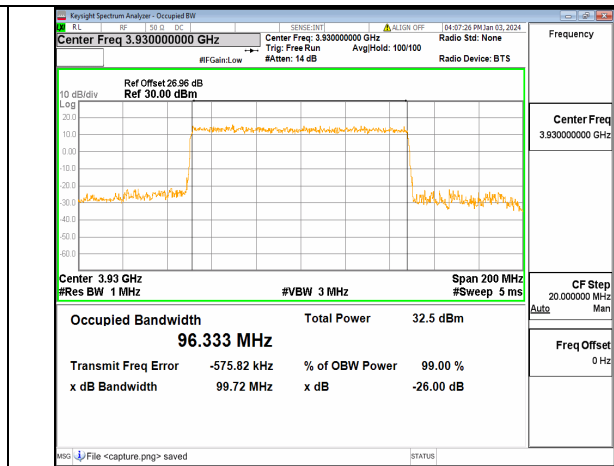
n77(3700-3980MHz) 100M DFT-s-OFDM 256QAM Outer_Full Mid



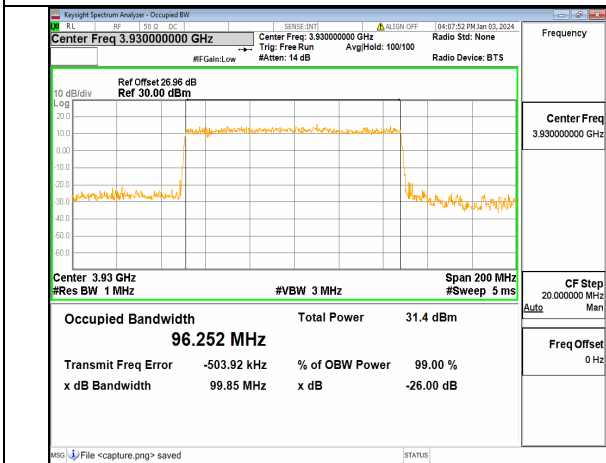
n77(3700-3980MHz) 100M CP-OFDM QPSK Outer_Full Mid



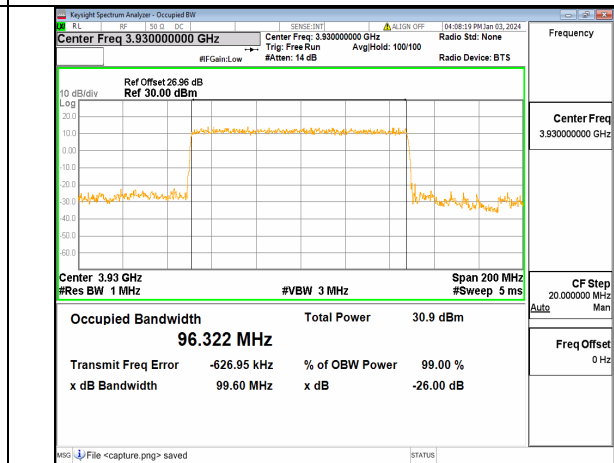
n77(3700-3980MHz) 100M DFT-s-OFDM BPSK Outer_Full High



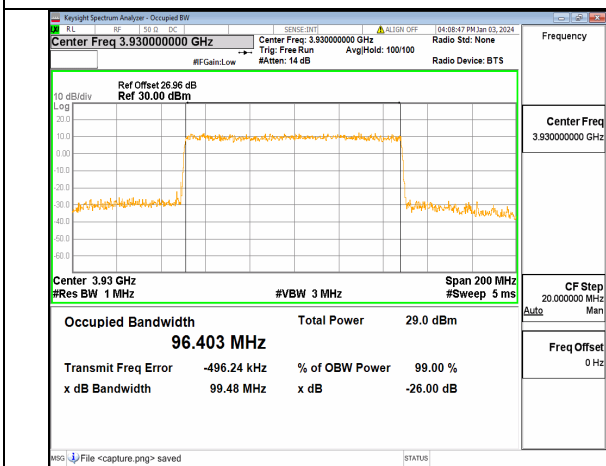
n77(3700-3980MHz) 100M DFT-s-OFDM QPSK Outer_Full High



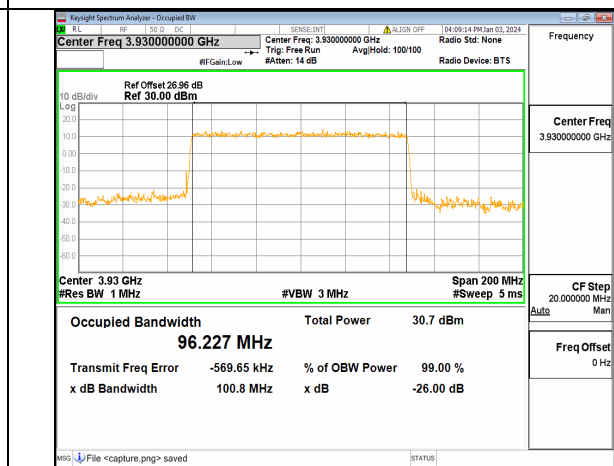
n77(3700-3980MHz) 100M DFT-s-OFDM 16QAM Outer_Full High



n77(3700-3980MHz) 100M DFT-s-OFDM 64QAM Outer_Full High



n77(3700-3980MHz) 100M DFT-s-OFDM 256QAM Outer_Full High



n77(3700-3980MHz) 100M CP-OFDM QPSK Outer_Full High

2.3. Frequency Stability

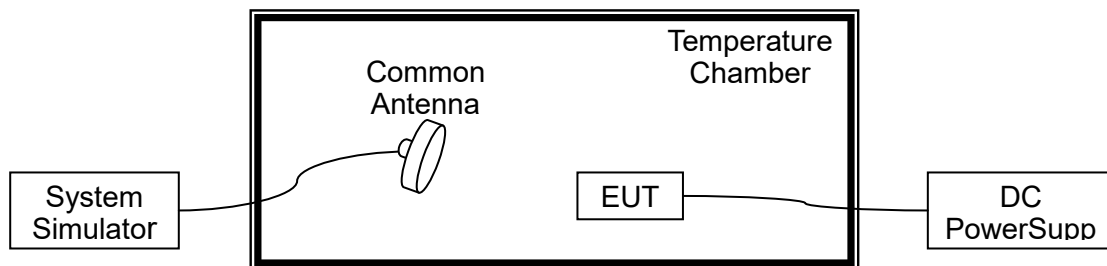
2.3.1. Requirement

According to FCC section 2.1055, the frequency stability shall be sufficient to ensure that the fundamental emission stays within the authorized frequency block. According to FCC section 2.1055, the test conditions are:

- (a) The temperature is varied from -30°C to $+50^{\circ}\text{C}$ at intervals of not more than 10°C .
- (b) For hand carried battery powered equipment, the primary supply voltage is reduced to the battery operating end point which shall be specified by the manufacture. The supply voltage shall be measured at the input to the cable normally provided with the equipment, or at the power supply terminals if cables are not normally provided.

Note: The operating temperature of EUT is from -20°C to 55°C , which are specified by the applicant.

2.3.2. Test Description



The EUT which is powered by the DC Power Supply directly is located in the Temperature Chamber. The EUT is commanded by the System Simulator (SS) to operate at the maximum output power. A call is established between the EUT and the SS via a Common Antenna.

2.3.3. Test procedure

KDB 971168 D01v03 Section 9.0 and ANSI/TIA-603-E-2016.

2.3.4. Test Result

The nominal, highest and lowest extreme voltages are separately 3.87VDC, 4.45VDC and 3.6VDC, which are specified by the applicant; the normal temperature here used is 20°C .

**NR n2, QPSK, Channel 376000, SCS 15kHz, Frequency 1880.0MHz
Limit =Within Authorized Band**



Voltage (%)	Power (VDC)	Temp (°C)	Fre. Dev. (Hz)	Deviation (ppm)	Result
Normal	3.87	+20(Ref)	14	0.007	PASS
Normal		0	16	0.009	
Normal		+10	18	0.010	
Normal		+20	15	0.008	
Normal		+30	23	0.012	
Normal		+40	21	0.011	
Normal		+45	-8	-0.004	
High	4.45	+20	16	0.009	
BATT.ENDPOINT	3.60	+20	17	0.009	

NR n5, QPSK, Channel 167300, SCS 15kHz, Frequency 836.5 MHz Limit=±2.5ppm					
Voltage (%)	Power (VDC)	Temp (°C)	Fre. Dev. (Hz)	Deviation (ppm)	Result
Normal	3.87	+20(Ref)	15	0.018	PASS
Normal		0	-14	-0.017	
Normal		+10	16	0.019	
Normal		+20	-14	-0.017	
Normal		+30	23	0.027	
Normal		+40	9	0.011	
Normal		+45	20	0.024	
High	4.45	+20	2	0.002	
BATT.ENDPOINT	3.60	+20	14	0.017	

NR n48, QPSK, Channel 641666, SCS 30kHz, Frequency 3624.99MHz Limit =Within Authorized Band					
Voltage (%)	Power (VDC)	Temp (°C)	Fre. Dev. (Hz)	Deviation (ppm)	Result
Normal	3.87	+20(Ref)	3	0.001	PASS
Normal		0	13	0.004	
Normal		+10	14	0.004	
Normal		+20	19	0.005	
Normal		+30	13	0.004	
Normal		+40	20	0.006	
Normal		+45	13	0.004	
High	4.45	+20	17	0.005	
BATT.ENDPOINT	3.60	+20	-21	-0.006	



NR n66, QPSK, Channel 349000, SCS 15kHz, Frequency 1745MHz Limit=±2.5ppm					
Voltage (%)	Power (VDC)	Temp (°C)	Fre. Dev. (Hz)	Deviation (ppm)	Result
Normal	3.87	+20(Ref)	18	0.010	PASS
Normal		0	15	0.009	
Normal		+10	-4	-0.002	
Normal		+20	15	0.009	
Normal		+30	14	0.008	
Normal		+40	19	0.011	
Normal		+45	13	0.007	
High	4.45	+20	-7	-0.004	
BATT.ENDPOINT	3.60	+20	15	0.009	

NR n77(3700 MHz ~ 3980 MHz), QPSK, Channel 656000, SCS 30kHz, Frequency 3840MHz Limit =Within Authorized Band					
Voltage (%)	Power (VDC)	Temp (°C)	Fre. Dev. (Hz)	Deviation (ppm)	Result
Normal	3.87	+20(Ref)	17	0.004	PASS
Normal		0	-19	-0.005	
Normal		+10	-18	-0.005	
Normal		+20	8	0.002	
Normal		+30	18	0.005	
Normal		+40	16	0.004	
Normal		+45	20	0.005	
High	4.45	+20	-8	-0.002	
BATT.ENDPOINT	3.60	+20	5	0.001	

NR n77 (3450 MHz ~ 3550 MHz), QPSK, Channel 633334, SCS 30kHz, Frequency 3550.01MHz Limit =Within Authorized Band					
Voltage (%)	Power (VDC)	Temp (°C)	Fre. Dev. (Hz)	Deviation (ppm)	Result
Normal	3.87	+20(Ref)	14	0.004	PASS
Normal		0	13	0.004	
Normal		+10	-4	-0.001	
Normal		+20	16	0.005	
Normal		+30	16	0.005	
Normal		+40	-5	-0.001	
Normal		+45	20	0.006	
High	4.45	+20	-5	-0.001	
BATT.ENDPOINT	3.60	+20	13	0.004	

2.4. Peak to Average Ratio

2.4.1. Requirement

According to FCC section 24.232(d) for n2, n25, in measuring transmissions in this band using an average power technique, the peak-to-average ratio (PAR) of the transmission may not exceed 13 dB.

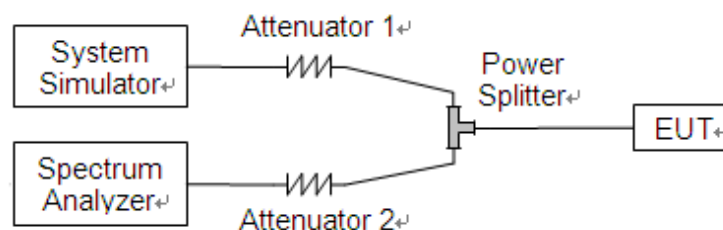
According to FCC section 96.41(g) for n48, the peak-to-average power ratio (PAPR) of any CBSD transmitter output power must not exceed 13 dB. PAPR measurements should be made using either an instrument with complementary cumulative distribution function (CCDF) capabilities or another Commission approved procedure. The measurement must be performed using a signal corresponding to the highest PAPR expected during periods of continuous transmission.

According to FCC section 27.50(d)(5) for n66, in measuring transmissions in this band using an average power technique, the peak-to-average ratio (PAR) of the transmission may not exceed 13 dB.

According to FCC section 27.50(j)(4) and 25.50(k)(4) for n77, in measuring transmissions in this band using an average power technique, the peak-to-average ratio (PAR) of the transmission may not exceed 13 dB.

2.4.2. Test Description

Test Set:



The EUT is coupled to the Spectrum Analyzer (SA) and the System Simulator (SS) with Attenuators through the Power Splitter; the RF load attached to the EUT antenna terminal is 50Ohm; the path loss as the factor is calibrated to correct the reading. The EUT is commanded by the SS to operate at the maximum output power. A call is established between the EUT and the SS.

2.4.3. Test procedure

KDB 971168 D01v03 Section 5.7 and ANSI/TIA-603-E-2016.

2.4.4. Test Result

Record the maximum PAPR level associated with a probability of 0.1%.

Note: In the same NR frequency band, The measured power in SA mode is higher than that in NSA mode, SA mode is selected to test all test cases.

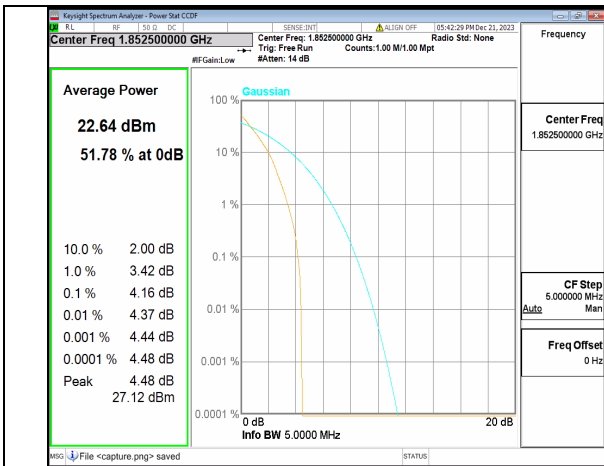
Band	SCS (kHz)	BW (MHz)	ARFCN	Modulation	RB	Result (dB)	Limit (dB)	Verdict
n2	15	5	370500	DFT-s-OFDM PI/2 BPSK	25/0	4.16	13	PASS
n2	15	5	370500	DFT-s-OFDM 256QAM	25/0	6.82	13	PASS
n2	15	5	370500	CP-OFDM QPSK	25/0	7.1	13	PASS
n2	15	5	370500	CP-OFDM 256QAM	25/0	8.53	13	PASS
n2	15	5	376000	DFT-s-OFDM PI/2 BPSK	25/0	4.02	13	PASS
n2	15	5	376000	DFT-s-OFDM 256QAM	25/0	6.38	13	PASS
n2	15	5	376000	CP-OFDM QPSK	25/0	7.56	13	PASS
n2	15	5	376000	CP-OFDM 256QAM	25/0	8.65	13	PASS
n2	15	5	381500	DFT-s-OFDM PI/2 BPSK	25/0	4.42	13	PASS
n2	15	5	381500	DFT-s-OFDM 256QAM	25/0	6.54	13	PASS
n2	15	5	381500	CP-OFDM QPSK	25/0	7.58	13	PASS
n2	15	5	381500	CP-OFDM 256QAM	25/0	8.5	13	PASS
n2	15	10	371000	DFT-s-OFDM PI/2 BPSK	50/0	4.43	13	PASS
n2	15	10	371000	DFT-s-OFDM 256QAM	50/0	6.76	13	PASS
n2	15	10	371000	CP-OFDM QPSK	52/0	7.17	13	PASS
n2	15	10	371000	CP-OFDM 256QAM	52/0	8.62	13	PASS
n2	15	10	376000	DFT-s-OFDM PI/2 BPSK	50/0	4.55	13	PASS
n2	15	10	376000	DFT-s-OFDM 256QAM	50/0	6.76	13	PASS



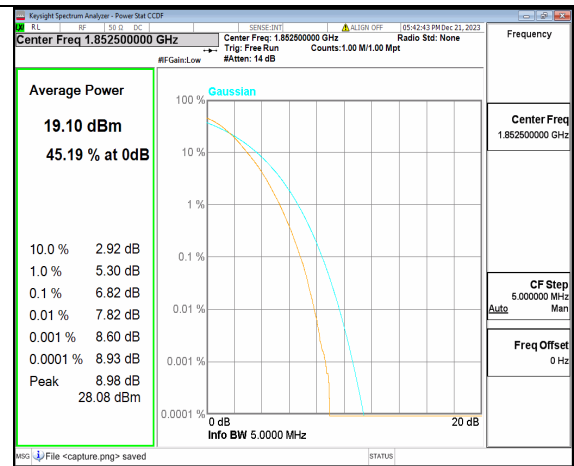
n2	15	10	376000	CP-OFDM QPSK	52/0	7.58	13	PASS
n2	15	10	376000	CP-OFDM 256QAM	52/0	8.57	13	PASS
n2	15	10	381000	DFT-s-OFDM PI/2 BPSK	50/0	4.33	13	PASS
n2	15	10	381000	DFT-s-OFDM 256QAM	50/0	6.79	13	PASS
n2	15	10	381000	CP-OFDM QPSK	52/0	7.45	13	PASS
n2	15	10	381000	CP-OFDM 256QAM	52/0	8.76	13	PASS
n2	15	15	371500	DFT-s-OFDM PI/2 BPSK	75/0	4.26	13	PASS
n2	15	15	371500	DFT-s-OFDM 256QAM	75/0	6.63	13	PASS
n2	15	15	371500	CP-OFDM QPSK	79/0	7.54	13	PASS
n2	15	15	371500	CP-OFDM 256QAM	79/0	8.22	13	PASS
n2	15	15	376000	DFT-s-OFDM PI/2 BPSK	75/0	4.36	13	PASS
n2	15	15	376000	DFT-s-OFDM 256QAM	75/0	6.54	13	PASS
n2	15	15	376000	CP-OFDM QPSK	79/0	7.37	13	PASS
n2	15	15	376000	CP-OFDM 256QAM	79/0	8.31	13	PASS
n2	15	15	380500	DFT-s-OFDM PI/2 BPSK	75/0	4.22	13	PASS
n2	15	15	380500	DFT-s-OFDM 256QAM	75/0	6.5	13	PASS
n2	15	15	380500	CP-OFDM QPSK	79/0	7.19	13	PASS
n2	15	15	380500	CP-OFDM 256QAM	79/0	8.31	13	PASS
n2	15	20	372000	DFT-s-OFDM PI/2 BPSK	100/0	4.4	13	PASS
n2	15	20	372000	DFT-s-OFDM 256QAM	100/0	6.62	13	PASS
n2	15	20	372000	CP-OFDM QPSK	106/0	7.42	13	PASS
n2	15	20	372000	CP-OFDM 256QAM	106/0	8.19	13	PASS
n2	15	20	376000	DFT-s-OFDM PI/2 BPSK	100/0	4.31	13	PASS
n2	15	20	376000	DFT-s-OFDM 256QAM	100/0	6.69	13	PASS



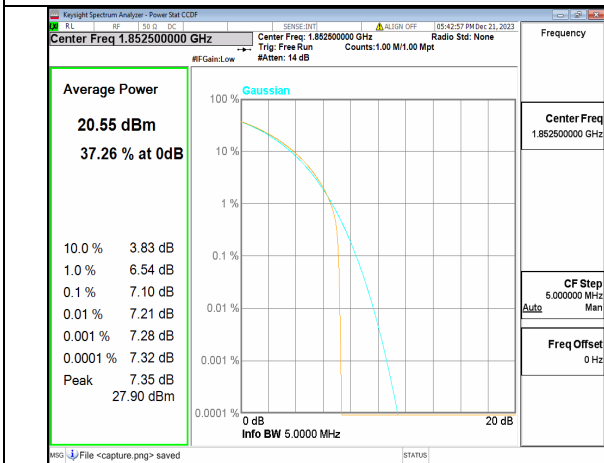
n2	15	20	376000	CP-OFDM QPSK	106/0	7.37	13	PASS
n2	15	20	376000	CP-OFDM 256QAM	106/0	8.38	13	PASS
n2	15	20	380000	DFT-s-OFDM PI/2 BPSK	100/0	4.45	13	PASS
n2	15	20	380000	DFT-s-OFDM 256QAM	100/0	6.55	13	PASS
n2	15	20	380000	CP-OFDM QPSK	106/0	7.29	13	PASS
n2	15	20	380000	CP-OFDM 256QAM	106/0	8.3	13	PASS



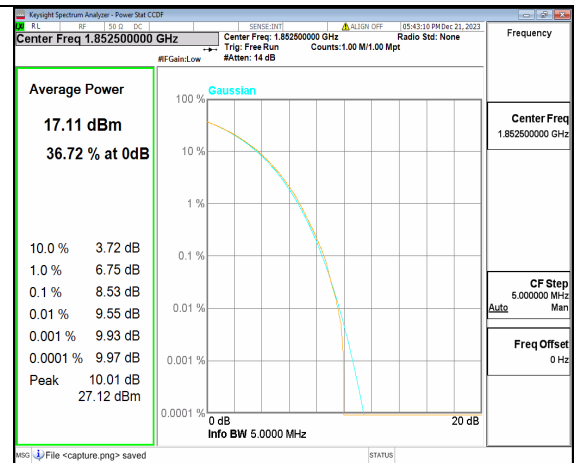
n2 5M DFT-s-OFDM BPSK Outer_Full Low



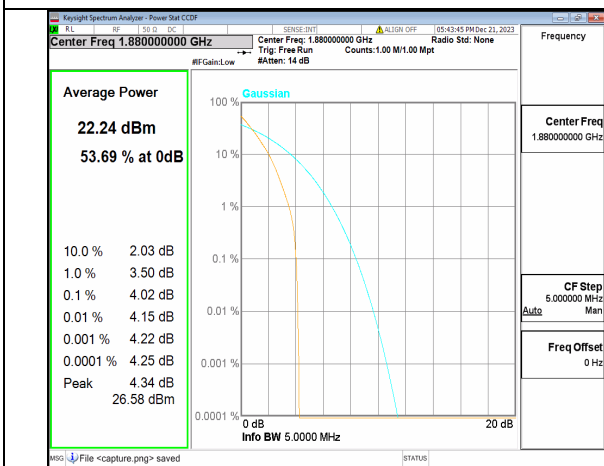
n2 5M DFT-s-OFDM 256QAM Outer_Full Low



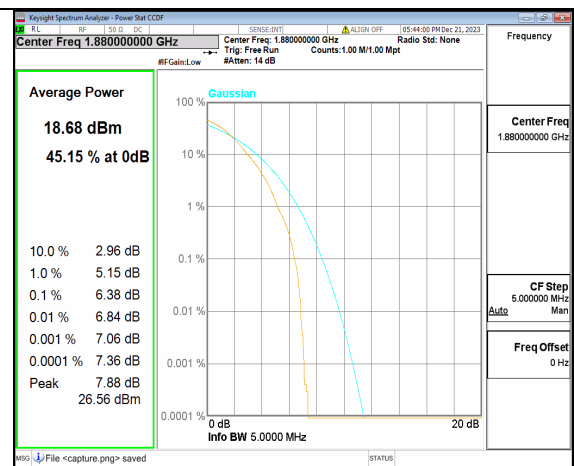
n2 5M CP-OFDM QPSK Outer_Full Low



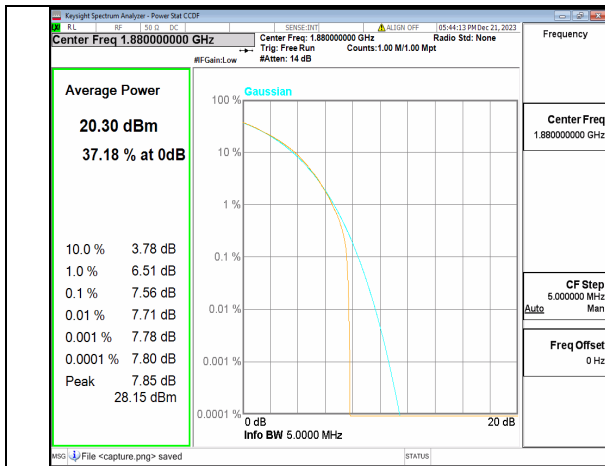
n2 5M CP-OFDM 256QAM Outer_Full Low



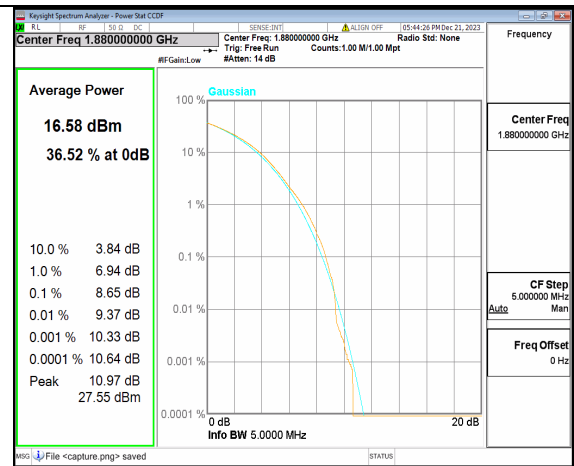
n2 5M DFT-s-OFDM BPSK Outer_Full Mid



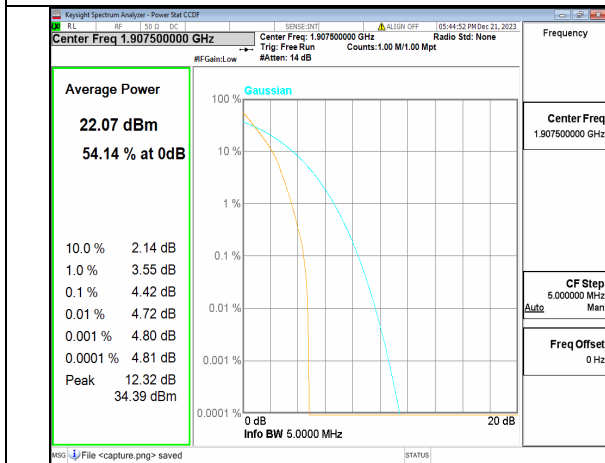
n2 5M DFT-s-OFDM 256QAM Outer_Full Mid



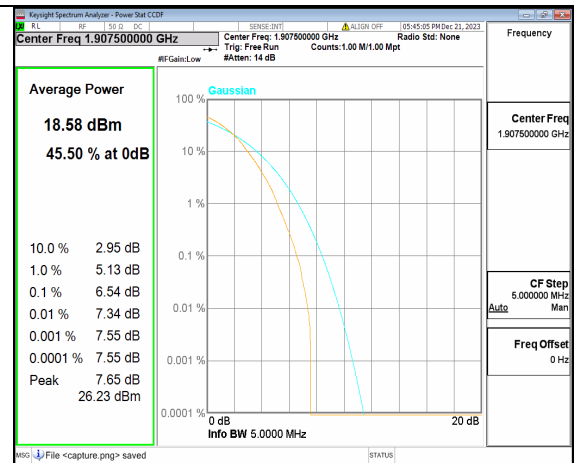
n2 5M CP-OFDM QPSK Outer_Full Mid



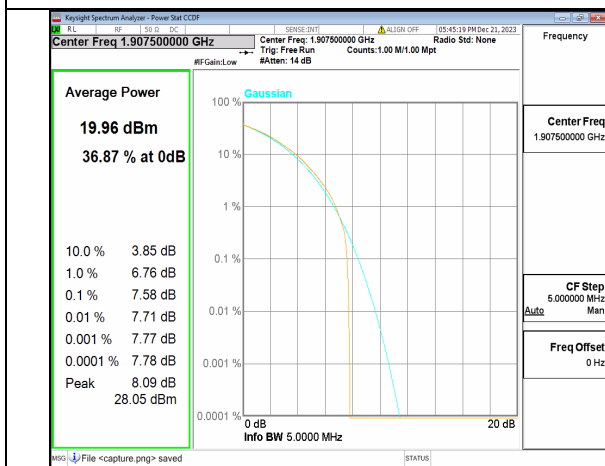
n2 5M CP-OFDM 256QAM Outer_Full Mid



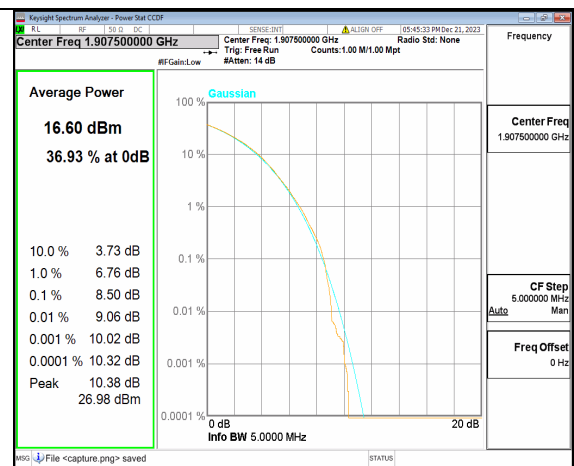
n2 5M DFT-s-OFDM BPSK Outer_Full High



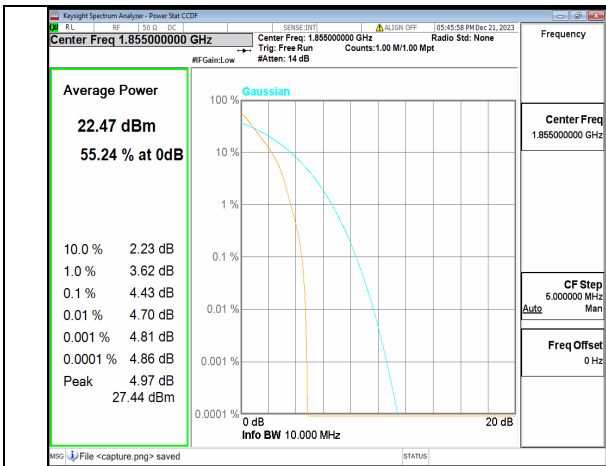
n2 5M DFT-s-OFDM 256QAM Outer_Full High



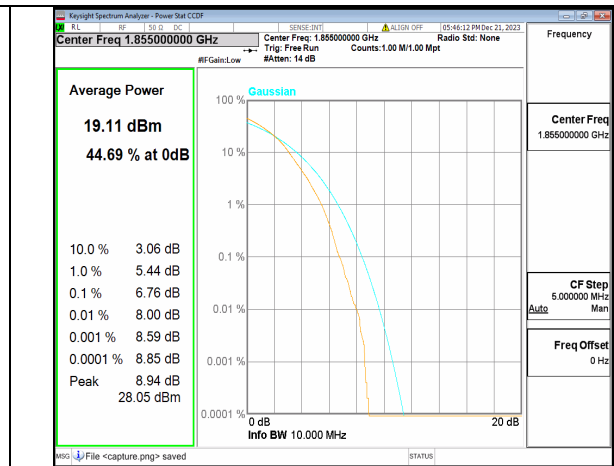
n2 5M CP-OFDM QPSK Outer_Full High



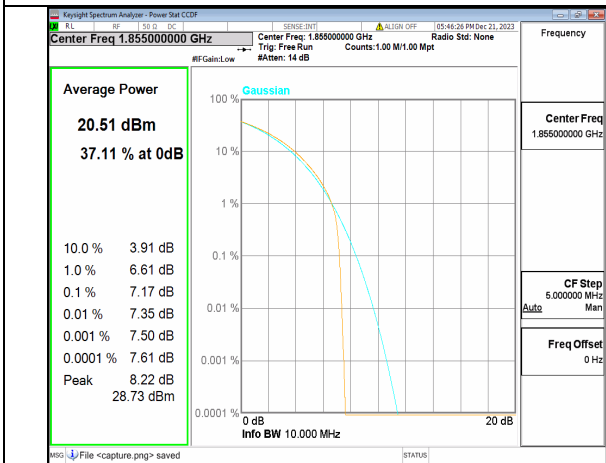
n2 5M CP-OFDM 256QAM Outer_Full High



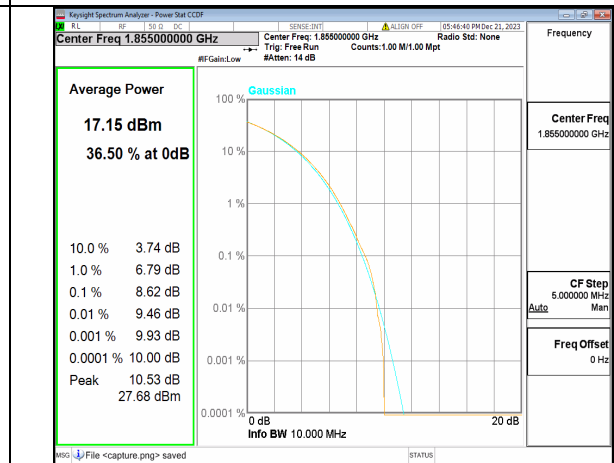
n2 10M DFT-s-OFDM BPSK Outer_Full Low



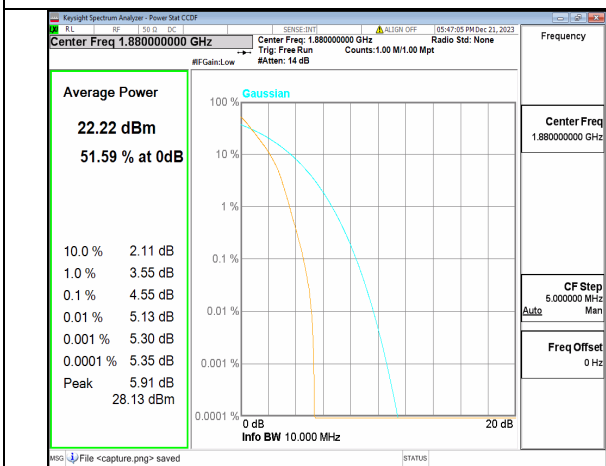
n2 10M DFT-s-OFDM 256QAM Outer_Full Low



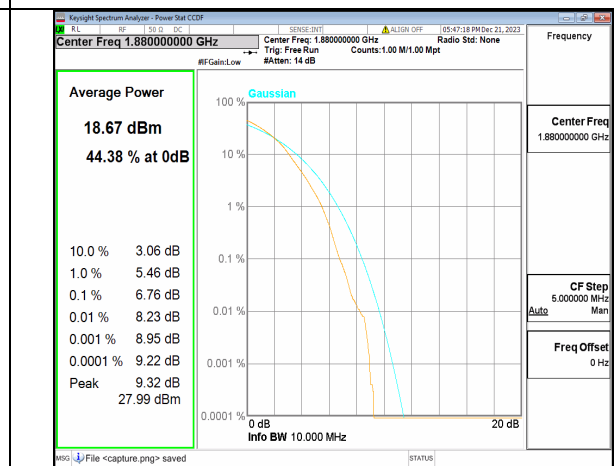
n2 10M CP-OFDM QPSK Outer_Full Low



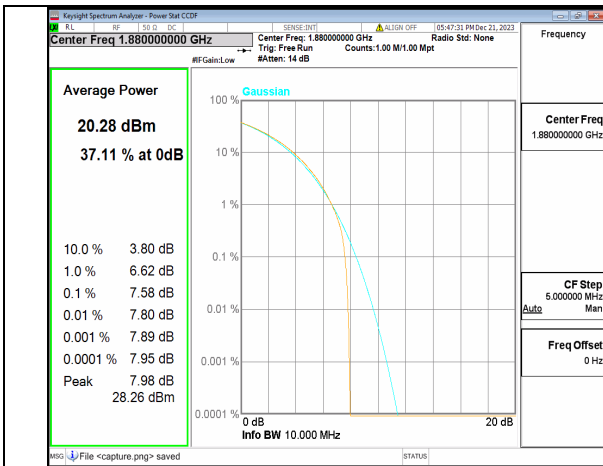
n2 10M CP-OFDM 256QAM Outer_Full Low



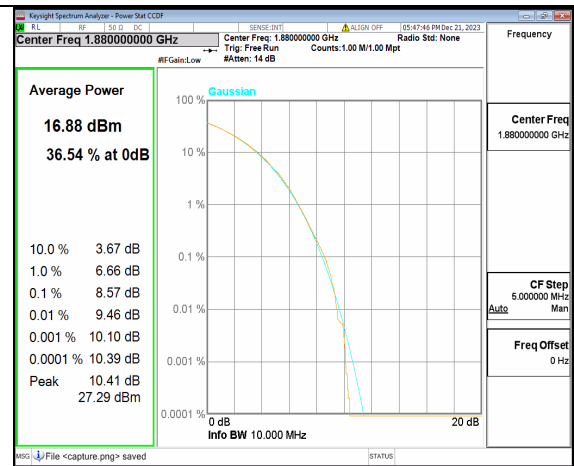
n2 10M DFT-s-OFDM BPSK Outer_Full Mid



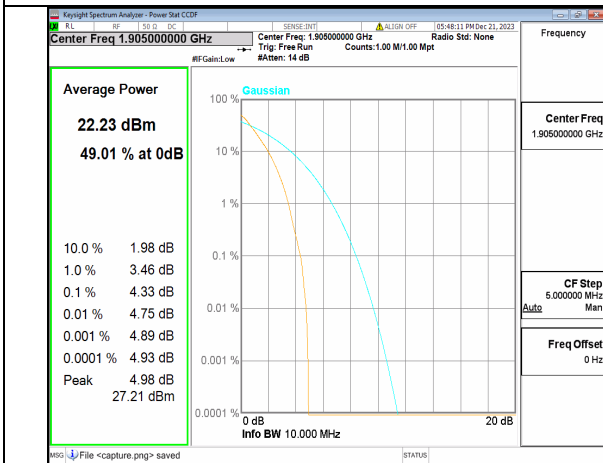
n2 10M DFT-s-OFDM 256QAM Outer_Full Mid



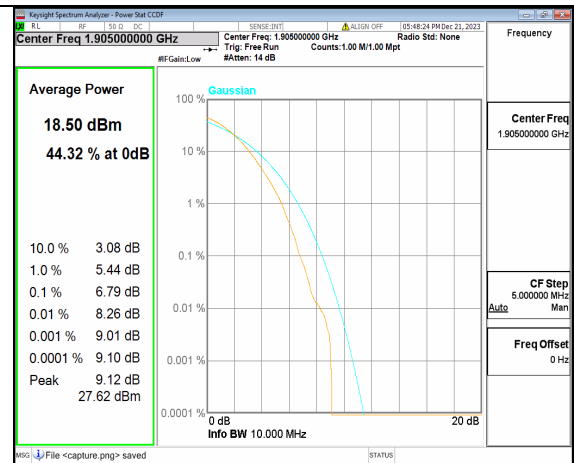
n2 10M CP-OFDM QPSK Outer_Full Mid



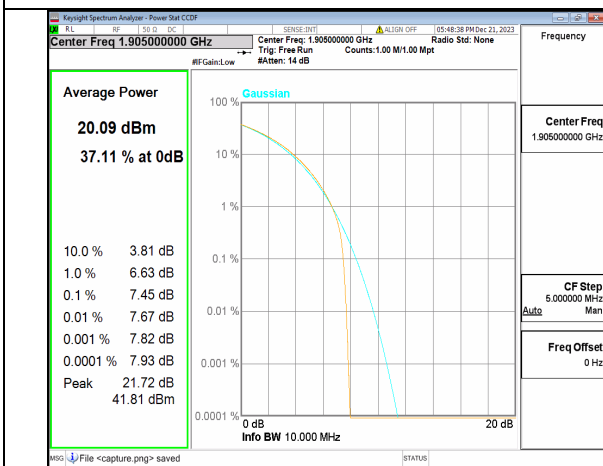
n2 10M CP-OFDM 256QAM Outer_Full Mid



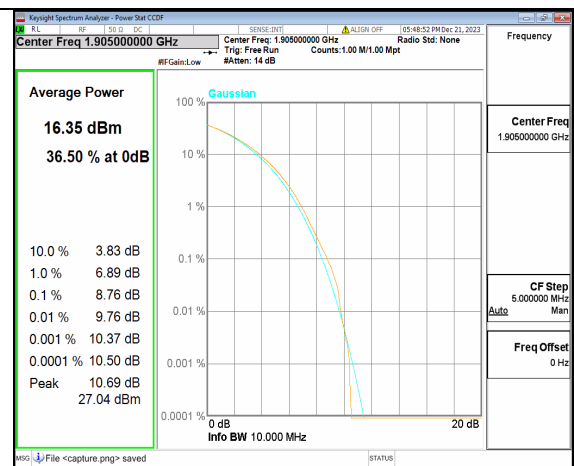
n2 10M DFT-s-OFDM BPSK Outer_Full High



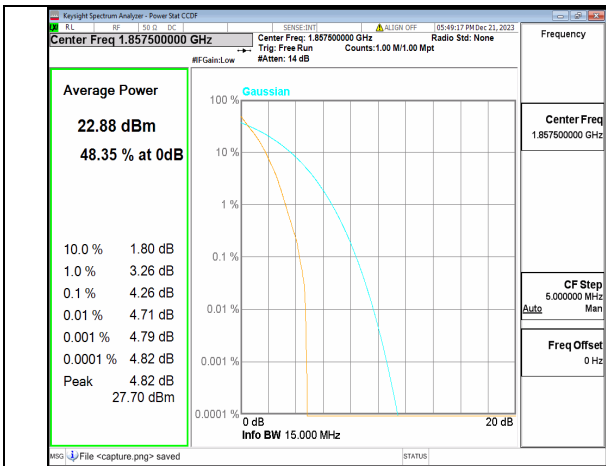
n2 10M DFT-s-OFDM 256QAM Outer_Full High



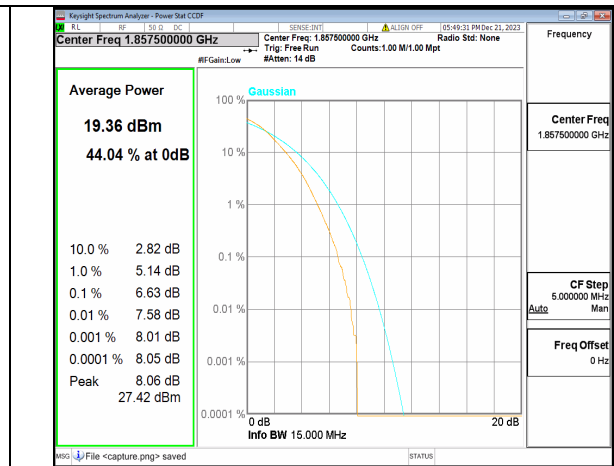
n2 10M CP-OFDM QPSK Outer_Full High



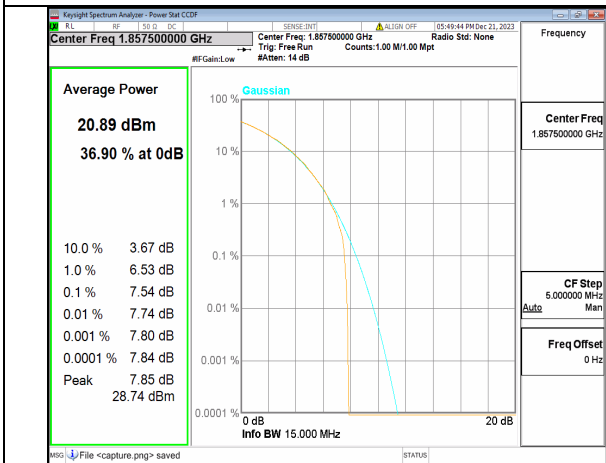
n2 10M CP-OFDM 256QAM Outer_Full High



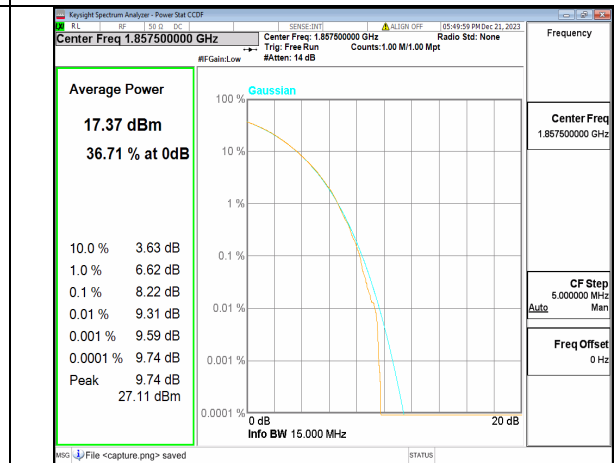
n2 15M DFT-s-OFDM BPSK Outer_Full Low



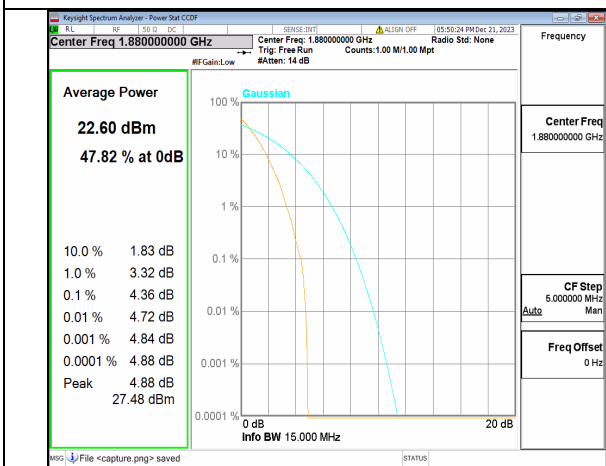
n2 15M DFT-s-OFDM 256QAM Outer_Full Low



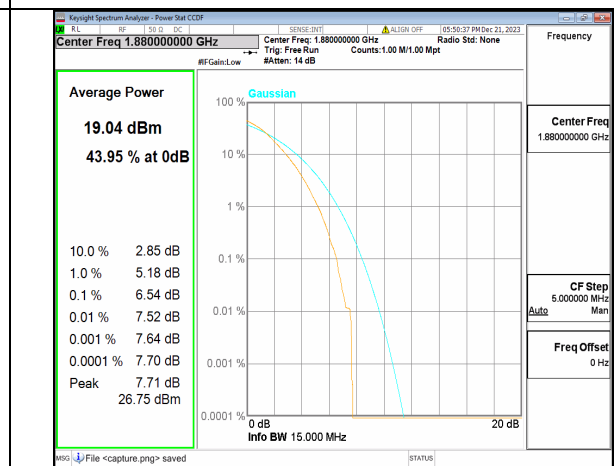
n2 15M CP-OFDM QPSK Outer_Full Low



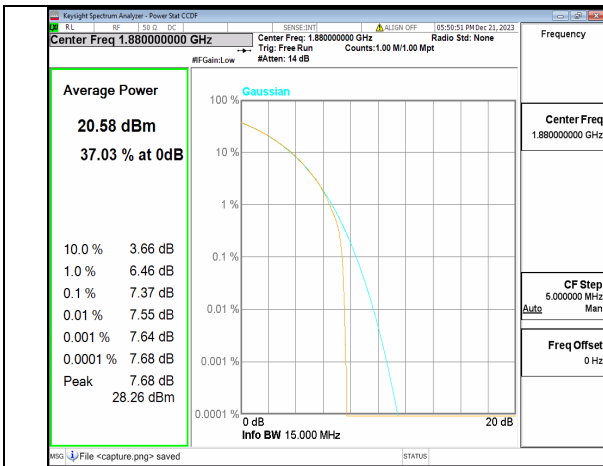
n2 15M CP-OFDM 256QAM Outer_Full Low



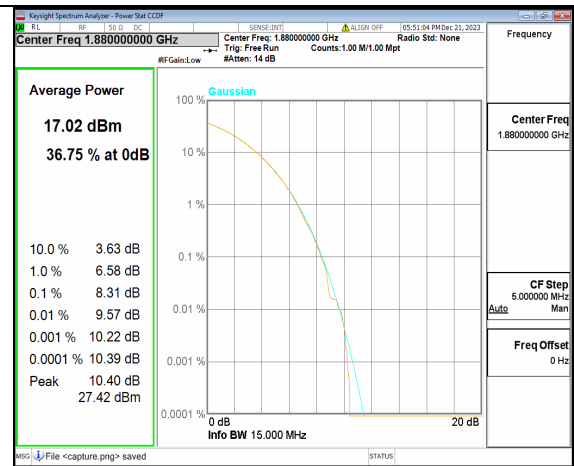
n2 15M DFT-s-OFDM BPSK Outer_Full Mid



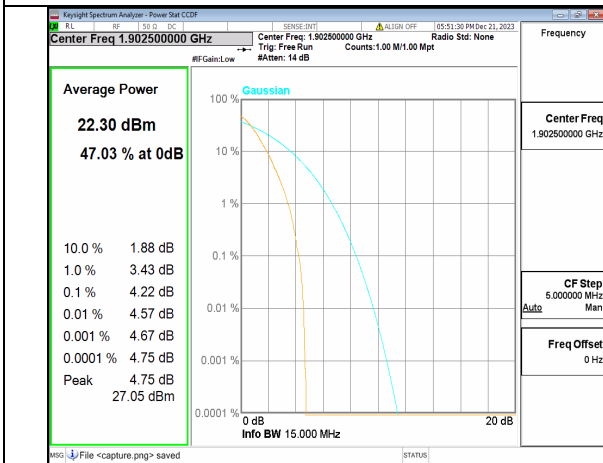
n2 15M DFT-s-OFDM 256QAM Outer_Full Mid



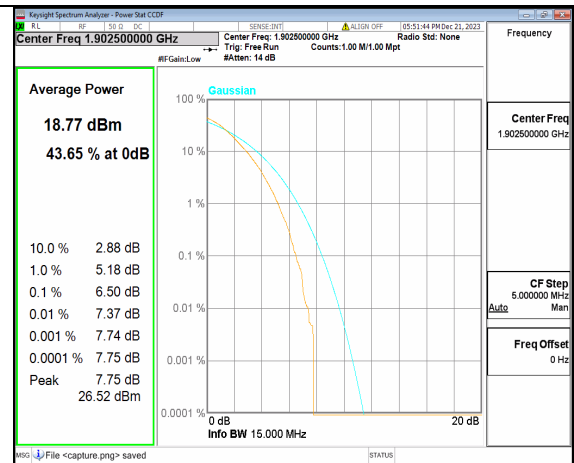
n2 15M CP-OFDM QPSK Outer_Full Mid



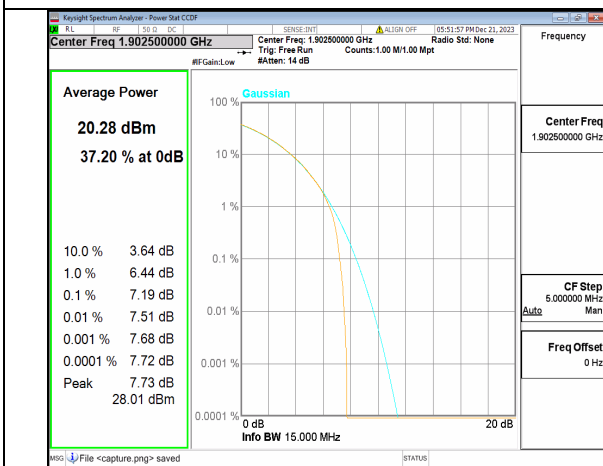
n2 15M CP-OFDM 256QAM Outer_Full Mid



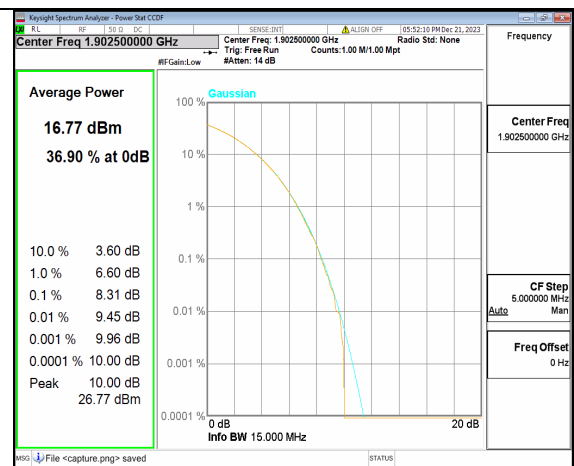
n2 15M DFT-s-OFDM BPSK Outer_Full High



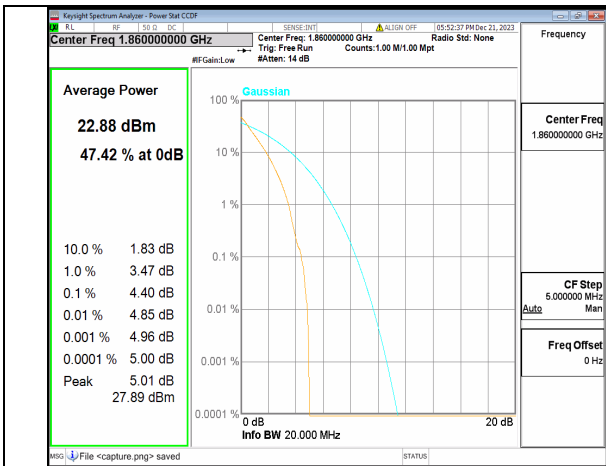
n2 15M DFT-s-OFDM 256QAM Outer_Full High



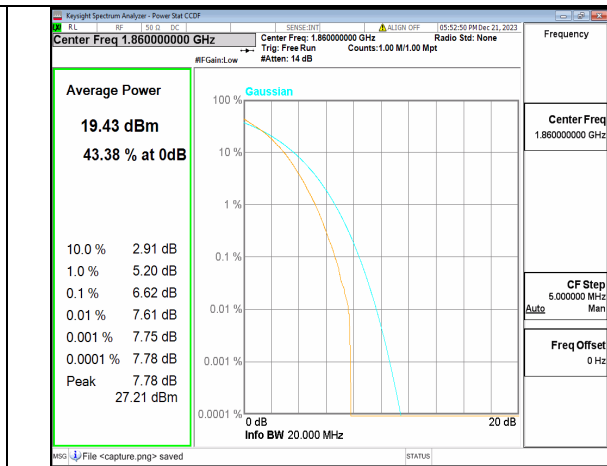
n2 15M CP-OFDM QPSK Outer_Full High



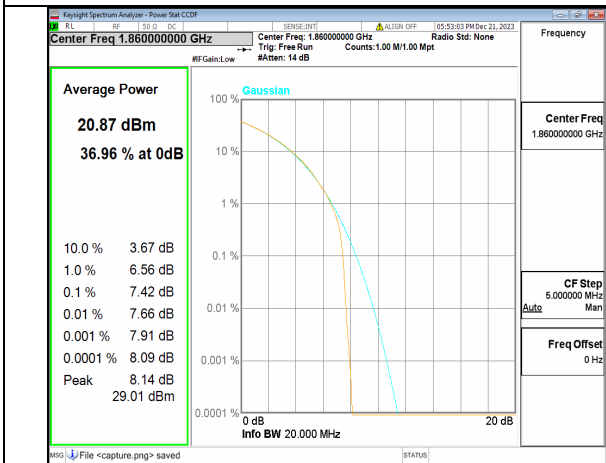
n2 15M CP-OFDM 256QAM Outer_Full High



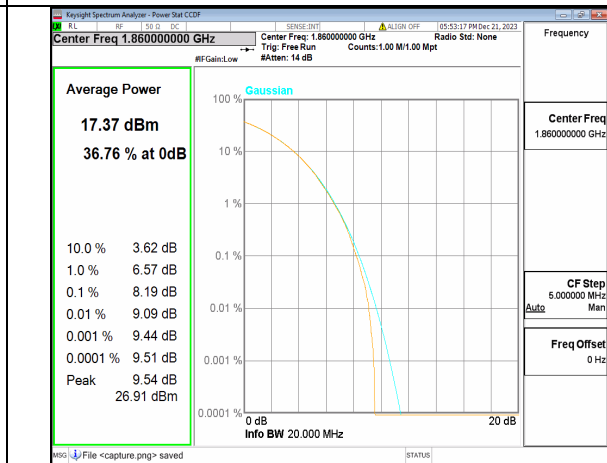
n2 20M DFT-s-OFDM BPSK Outer_Full Low



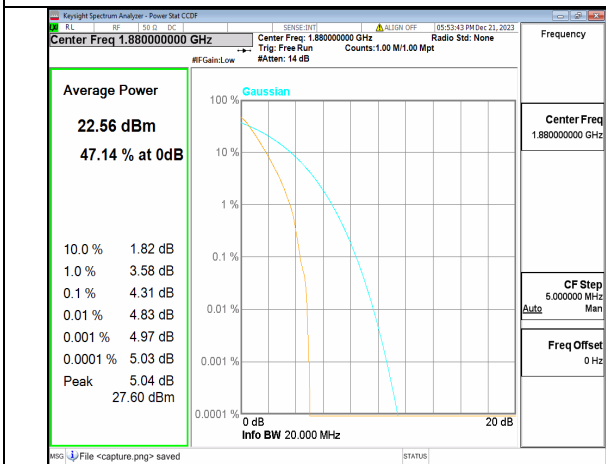
n2 20M DFT-s-OFDM 256QAM Outer_Full Low



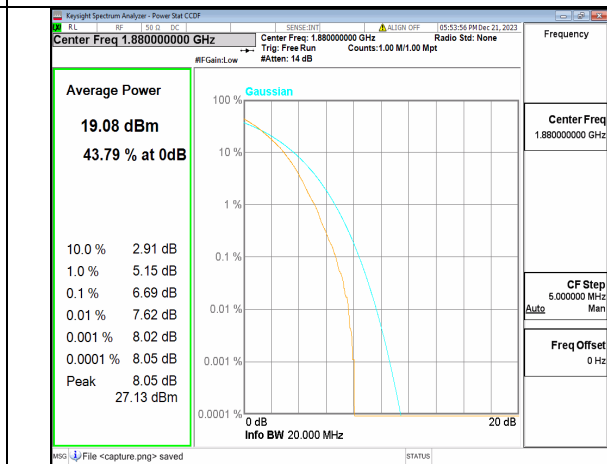
n2 20M CP-OFDM QPSK Outer_Full Low



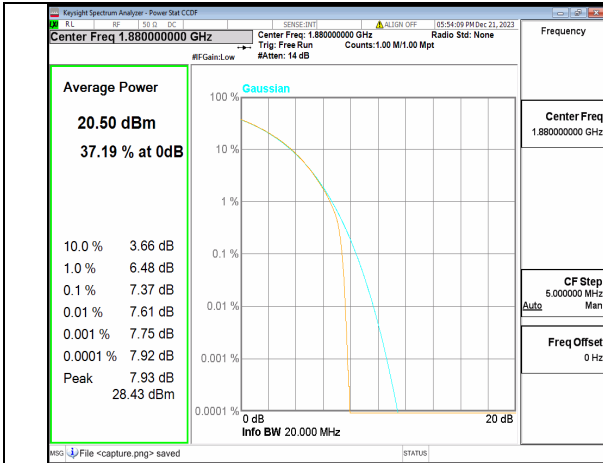
n2 20M CP-OFDM 256QAM Outer_Full Low



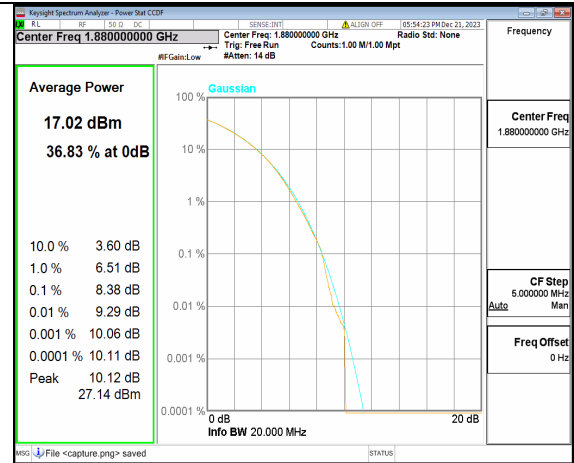
n2 20M DFT-s-OFDM BPSK Outer_Full Mid



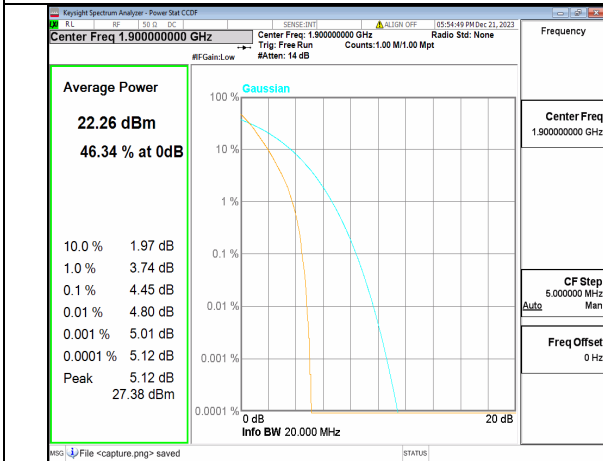
n2 20M DFT-s-OFDM 256QAM Outer_Full Mid



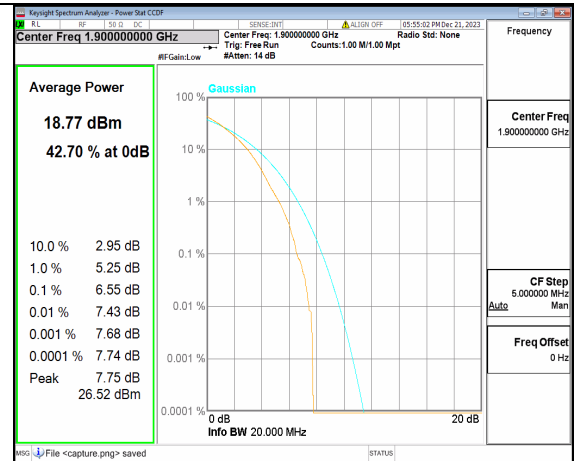
n2 20M CP-OFDM QPSK Outer_Full Mid



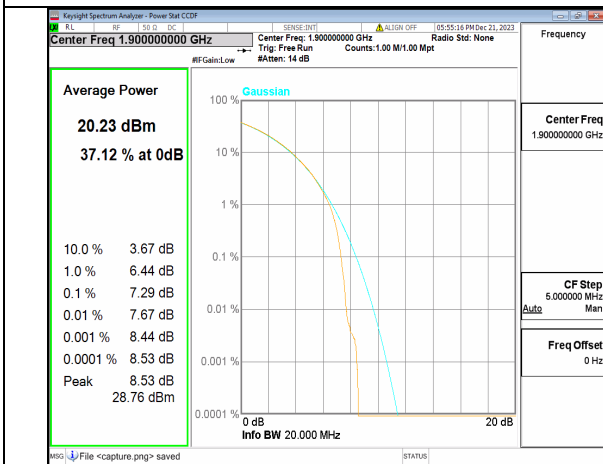
n2 20M CP-OFDM 256QAM Outer_Full Mid



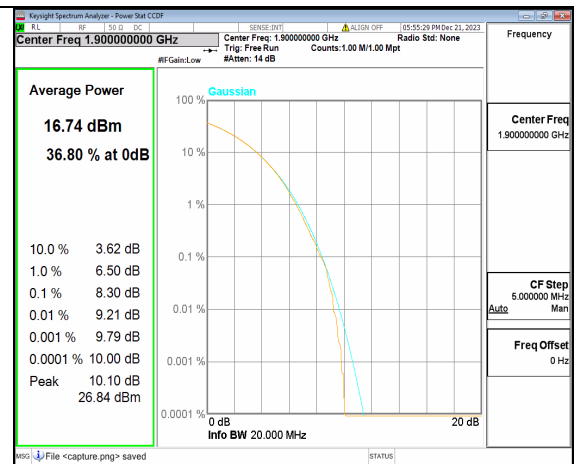
n2 20M DFT-s-OFDM BPSK Outer_Full High



n2 20M DFT-s-OFDM 256QAM Outer_Full High



n2 20M CP-OFDM QPSK Outer_Full High



n2 20M CP-OFDM 256QAM Outer_Full High



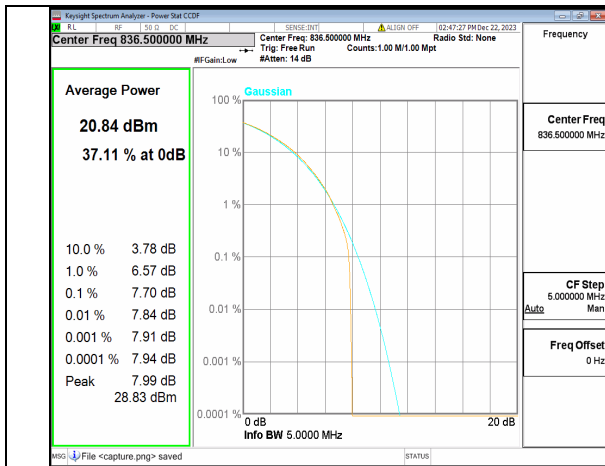
Band	SCS (kHz)	BW (MHz)	ARFCN	Modulation	RB	Result (dB)	Limit (dB)	Verdict
n5	15	5	165300	DFT-s-OFDM PI/2 BPSK	25/0	4.53	13	PASS
n5	15	5	165300	DFT-s-OFDM 256QAM	25/0	6.61	13	PASS
n5	15	5	165300	CP-OFDM QPSK	25/0	7.57	13	PASS
n5	15	5	165300	CP-OFDM 256QAM	25/0	8.65	13	PASS
n5	15	5	167300	DFT-s-OFDM PI/2 BPSK	25/0	4.49	13	PASS
n5	15	5	167300	DFT-s-OFDM 256QAM	25/0	6.64	13	PASS
n5	15	5	167300	CP-OFDM QPSK	25/0	7.7	13	PASS
n5	15	5	167300	CP-OFDM 256QAM	25/0	8.52	13	PASS
n5	15	5	169300	DFT-s-OFDM PI/2 BPSK	25/0	4.39	13	PASS
n5	15	5	169300	DFT-s-OFDM 256QAM	25/0	6.34	13	PASS
n5	15	5	169300	CP-OFDM QPSK	25/0	7.28	13	PASS
n5	15	5	169300	CP-OFDM 256QAM	25/0	8.5	13	PASS
n5	15	10	165800	DFT-s-OFDM PI/2 BPSK	50/0	4.59	13	PASS
n5	15	10	165800	DFT-s-OFDM 256QAM	50/0	6.63	13	PASS
n5	15	10	165800	CP-OFDM QPSK	52/0	7.47	13	PASS
n5	15	10	165800	CP-OFDM 256QAM	52/0	8.6	13	PASS
n5	15	10	167300	DFT-s-OFDM PI/2 BPSK	50/0	4.53	13	PASS
n5	15	10	167300	DFT-s-OFDM 256QAM	50/0	6.87	13	PASS
n5	15	10	167300	CP-OFDM QPSK	52/0	7.57	13	PASS
n5	15	10	167300	CP-OFDM 256QAM	52/0	8.72	13	PASS
n5	15	10	168800	DFT-s-OFDM PI/2 BPSK	50/0	4.38	13	PASS
n5	15	10	168800	DFT-s-OFDM 256QAM	50/0	6.57	13	PASS
n5	15	10	168800	CP-OFDM QPSK	52/0	7.24	13	PASS



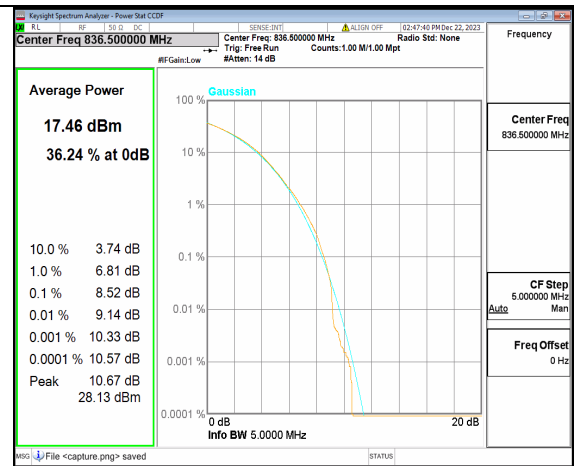
n5	15	10	168800	CP-OFDM 256QAM	52/0	8.61	13	PASS
n5	15	15	166300	DFT-s-OFDM PI/2 BPSK	75/0	4.16	13	PASS
n5	15	15	166300	DFT-s-OFDM 256QAM	75/0	6.56	13	PASS
n5	15	15	166300	CP-OFDM QPSK	79/0	7.26	13	PASS
n5	15	15	166300	CP-OFDM 256QAM	79/0	8.33	13	PASS
n5	15	15	167300	DFT-s-OFDM PI/2 BPSK	75/0	4.25	13	PASS
n5	15	15	167300	DFT-s-OFDM 256QAM	75/0	6.61	13	PASS
n5	15	15	167300	CP-OFDM QPSK	79/0	7.43	13	PASS
n5	15	15	167300	CP-OFDM 256QAM	79/0	8.44	13	PASS
n5	15	15	168300	DFT-s-OFDM PI/2 BPSK	75/0	4	13	PASS
n5	15	15	168300	DFT-s-OFDM 256QAM	75/0	6.41	13	PASS
n5	15	15	168300	CP-OFDM QPSK	79/0	7.23	13	PASS
n5	15	15	168300	CP-OFDM 256QAM	79/0	8.42	13	PASS
n5	15	20	166800	DFT-s-OFDM PI/2 BPSK	100/0	4.25	13	PASS
n5	15	20	166800	DFT-s-OFDM 256QAM	100/0	6.63	13	PASS
n5	15	20	166800	CP-OFDM QPSK	106/0	7.24	13	PASS
n5	15	20	166800	CP-OFDM 256QAM	106/0	8.33	13	PASS
n5	15	20	167300	DFT-s-OFDM PI/2 BPSK	100/0	4.09	13	PASS
n5	15	20	167300	DFT-s-OFDM 256QAM	100/0	6.52	13	PASS
n5	15	20	167300	CP-OFDM QPSK	106/0	7.43	13	PASS
n5	15	20	167300	CP-OFDM 256QAM	106/0	8.34	13	PASS
n5	15	20	167800	DFT-s-OFDM PI/2 BPSK	100/0	4.11	13	PASS
n5	15	20	167800	DFT-s-OFDM 256QAM	100/0	6.56	13	PASS
n5	15	20	167800	CP-OFDM QPSK	106/0	7.28	13	PASS



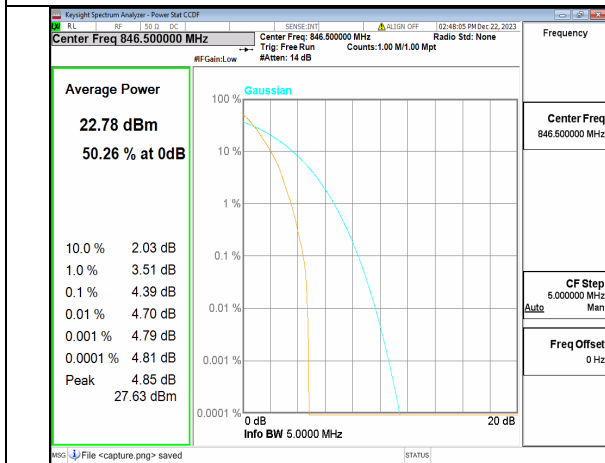
n5	15	20	167800	CP-OFDM 256QAM	106/0	8.34	13	PASS
<p>n5 5M DFT-s-OFDM BPSK Outer_Full Low</p>				<p>n5 5M DFT-s-OFDM 256QAM Outer_Full Low</p>				
<p>n5 5M CP-OFDM QPSK Outer_Full Low</p>				<p>n5 5M CP-OFDM 256QAM Outer_Full Low</p>				
<p>n5 5M DFT-s-OFDM BPSK Outer_Full Mid</p>				<p>n5 5M DFT-s-OFDM 256QAM Outer_Full Mid</p>				



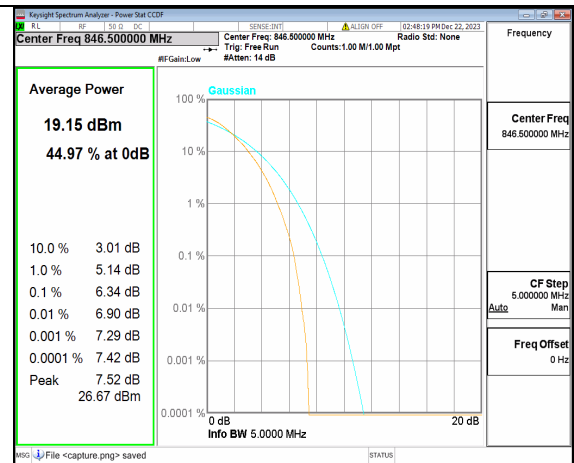
n5 5M CP-OFDM QPSK Outer_Full Mid



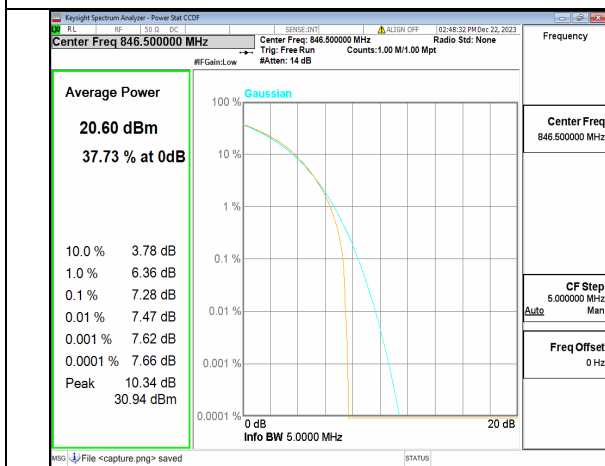
n5 5M CP-OFDM 256QAM Outer_Full Mid



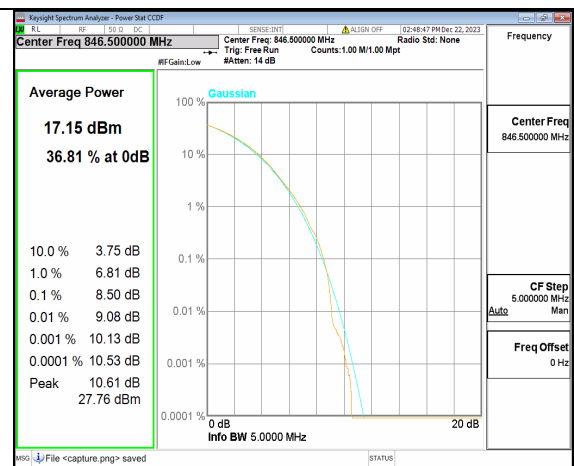
n5 5M DFT-s-OFDM BPSK Outer_Full High



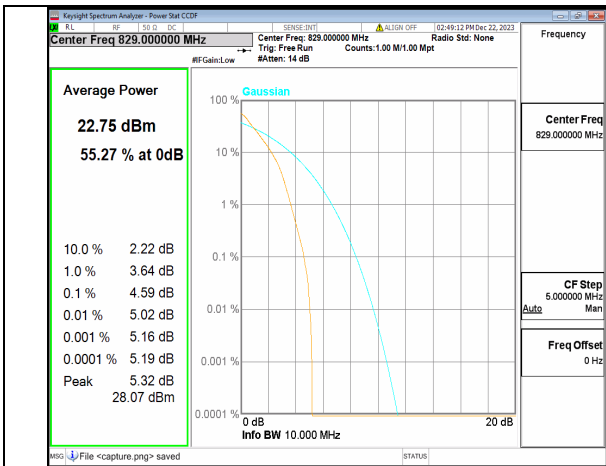
n5 5M DFT-s-OFDM 256QAM Outer_Full High



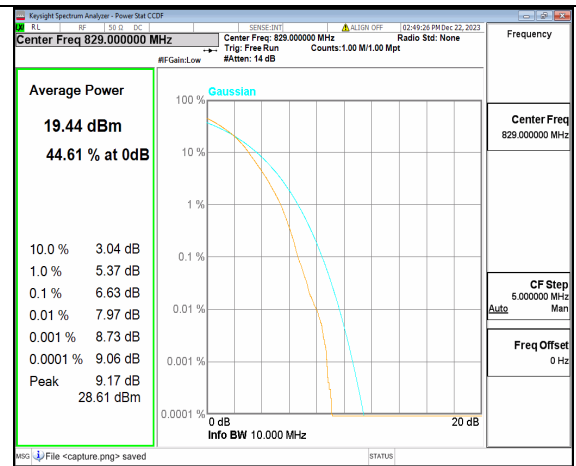
n5 5M CP-OFDM QPSK Outer_Full High



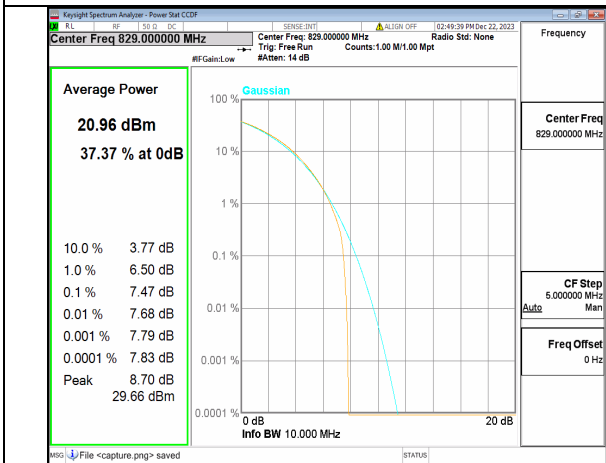
n5 5M CP-OFDM 256QAM Outer_Full High



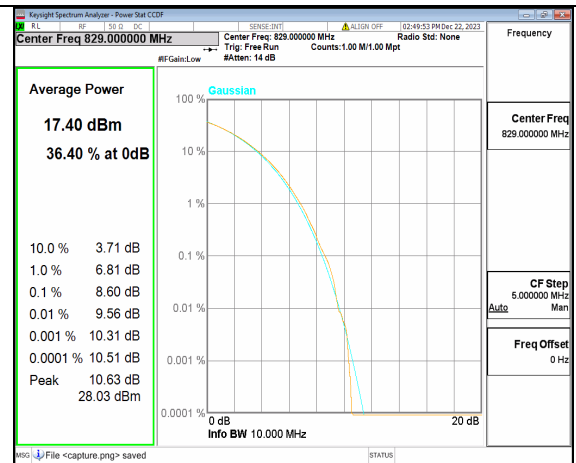
n5 10M DFT-s-OFDM BPSK Outer_Full Low



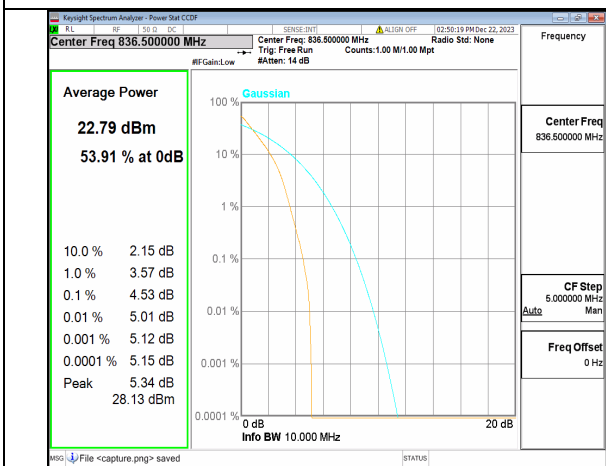
n5 10M DFT-s-OFDM 256QAM Outer_Full Low



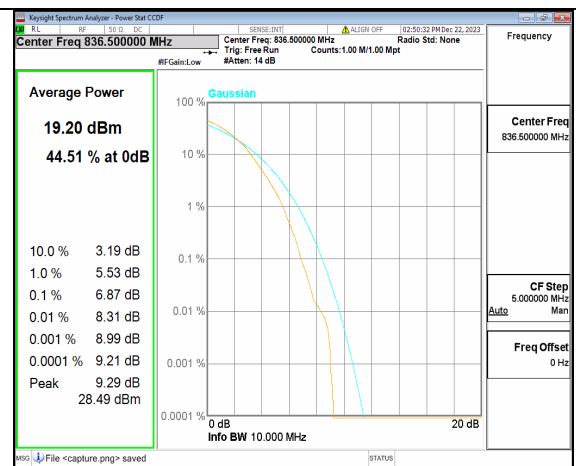
n5 10M CP-OFDM QPSK Outer_Full Low



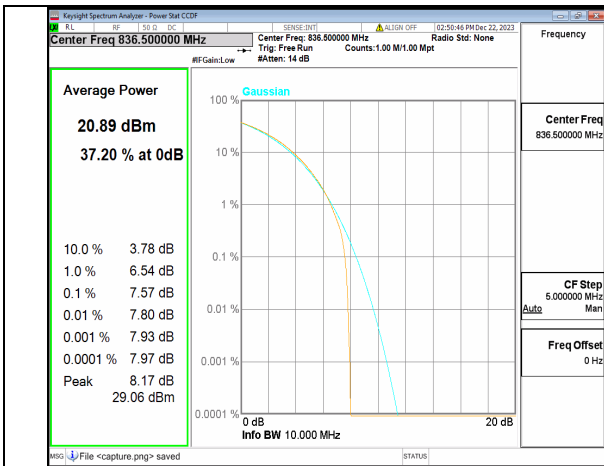
n5 10M CP-OFDM 256QAM Outer_Full Low



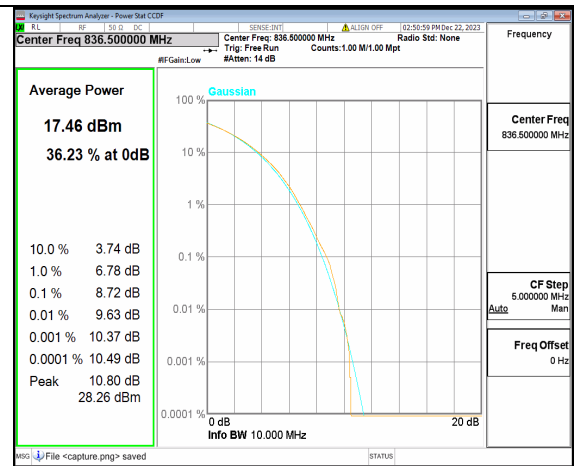
n5 10M DFT-s-OFDM BPSK Outer_Full Mid



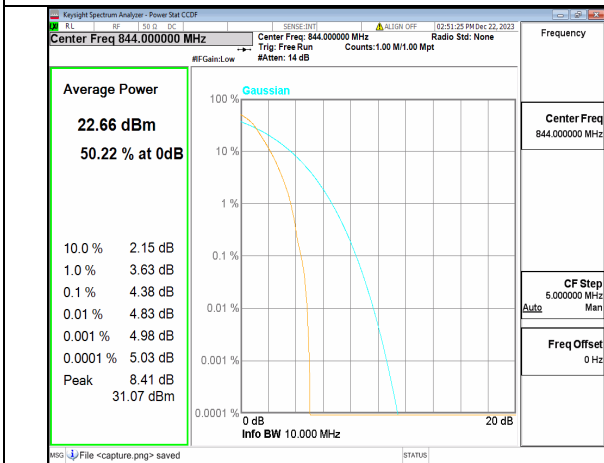
n5 10M DFT-s-OFDM 256QAM Outer_Full Mid



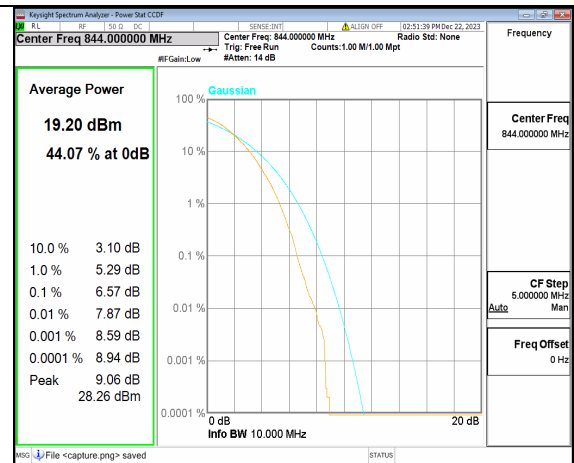
n5 10M CP-OFDM QPSK Outer_Full Mid



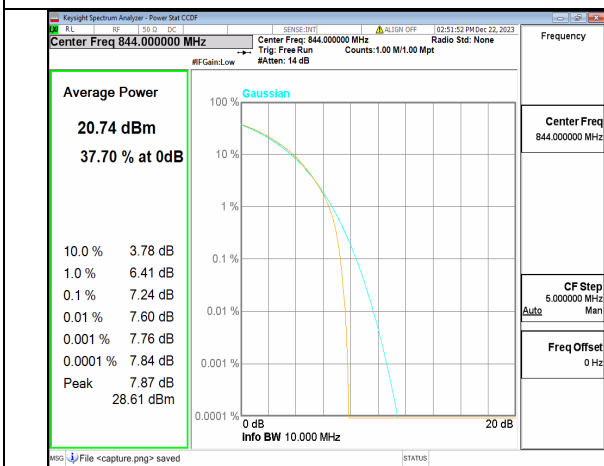
n5 10M CP-OFDM 256QAM Outer_Full Mid



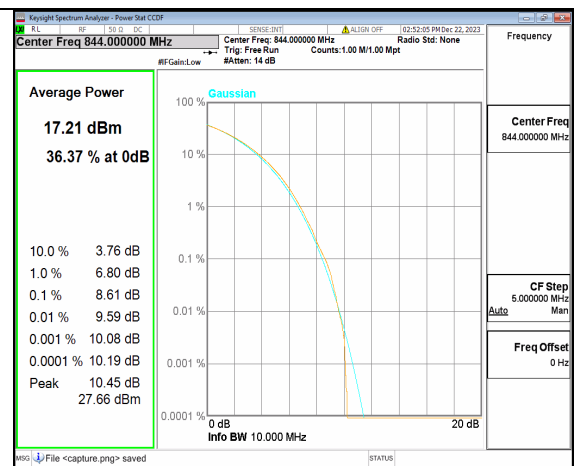
n5 10M DFT-s-OFDM BPSK Outer_Full High



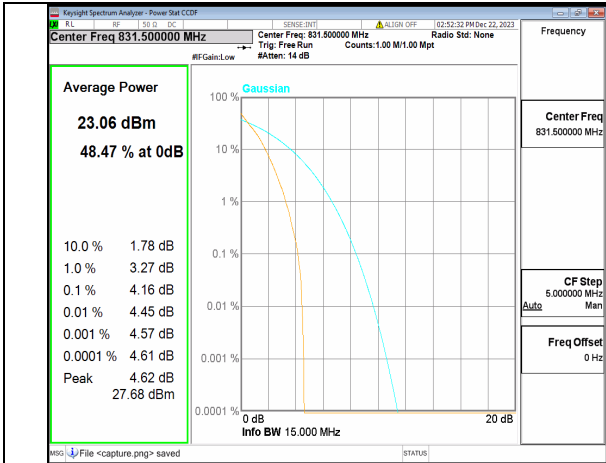
n5 10M DFT-s-OFDM 256QAM Outer_Full High



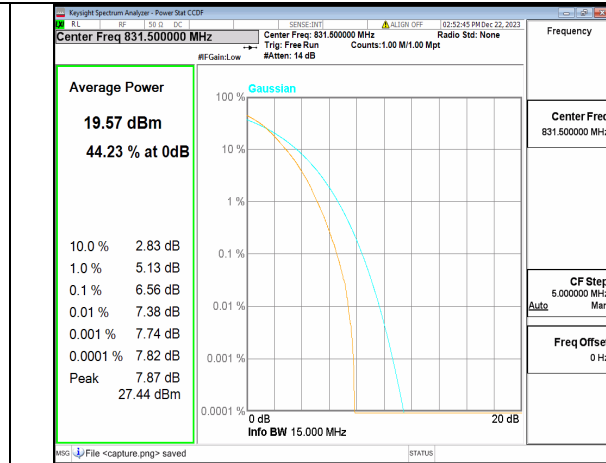
n5 10M CP-OFDM QPSK Outer_Full High



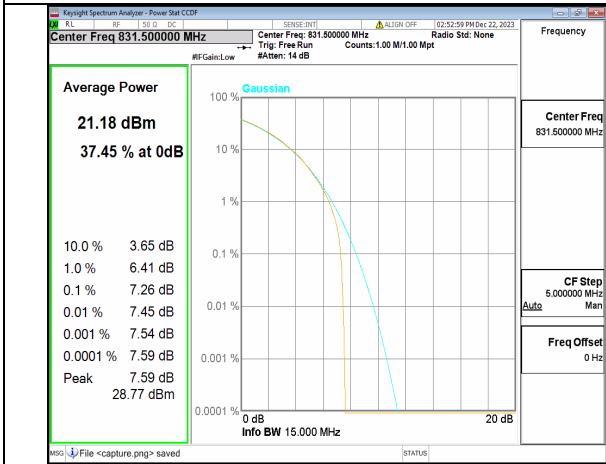
n5 10M CP-OFDM 256QAM Outer_Full High



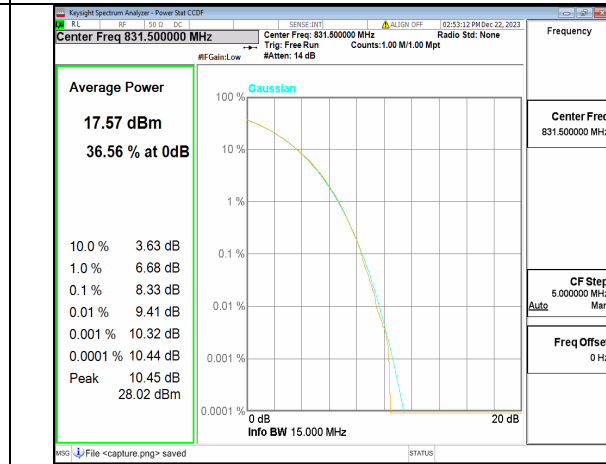
n5 15M DFT-s-OFDM BPSK Outer_Full Low



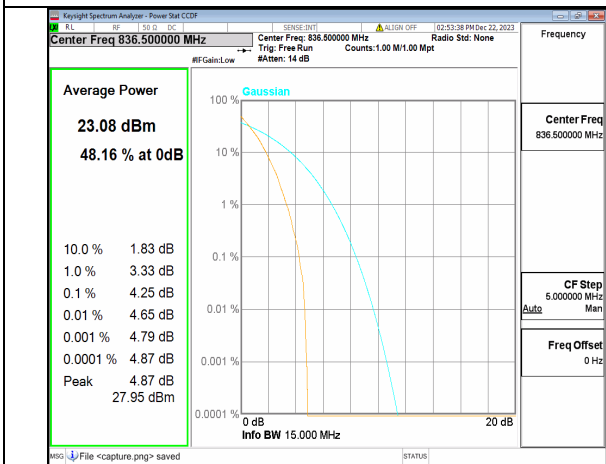
n5 15M DFT-s-OFDM 256QAM Outer_Full Low



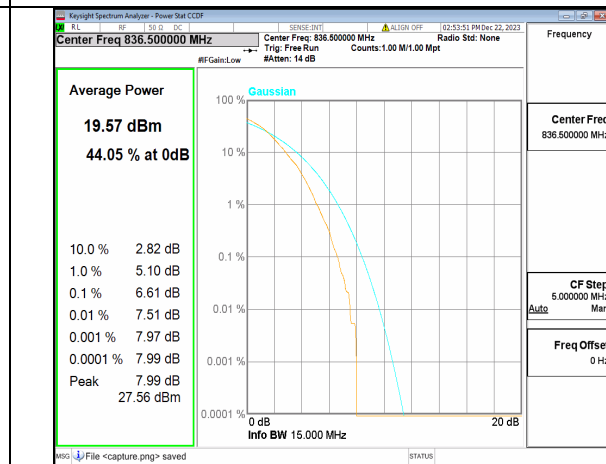
n5 15M CP-OFDM QPSK Outer_Full Low



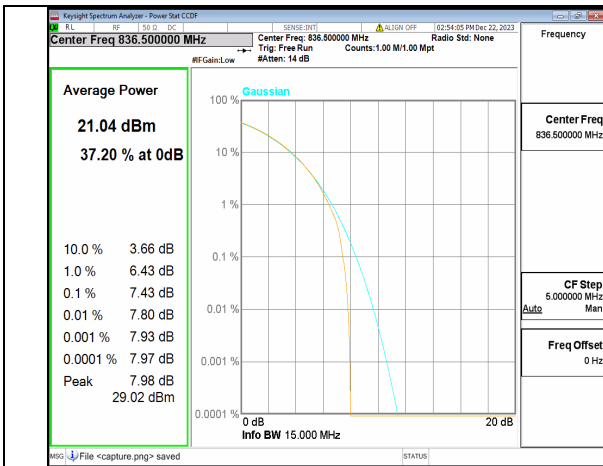
n5 15M CP-OFDM 256QAM Outer_Full Low



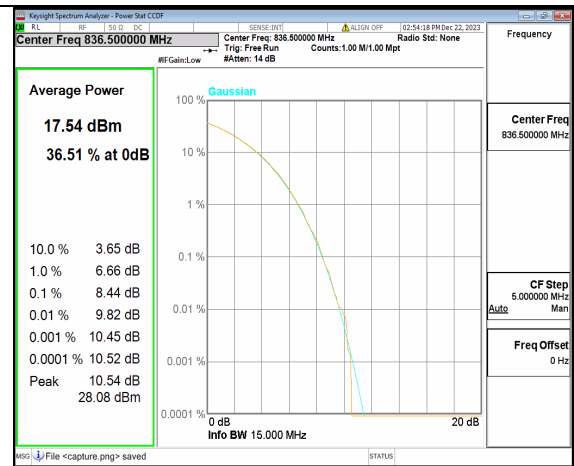
n5 15M DFT-s-OFDM BPSK Outer_Full Mid



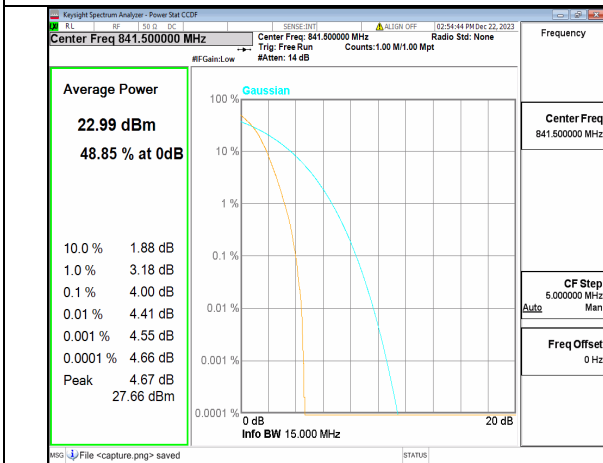
n5 15M DFT-s-OFDM 256QAM Outer_Full Mid



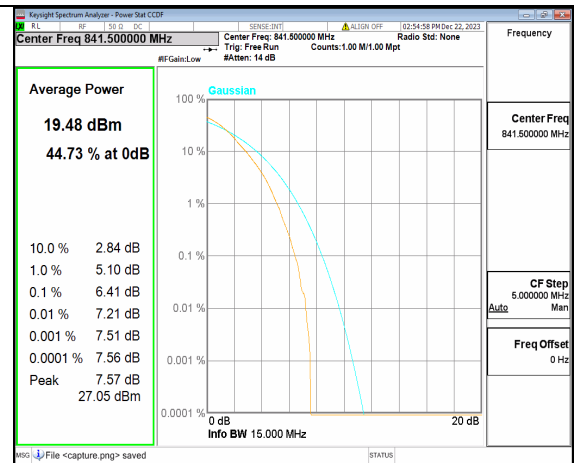
n5 15M CP-OFDM QPSK Outer_Full Mid



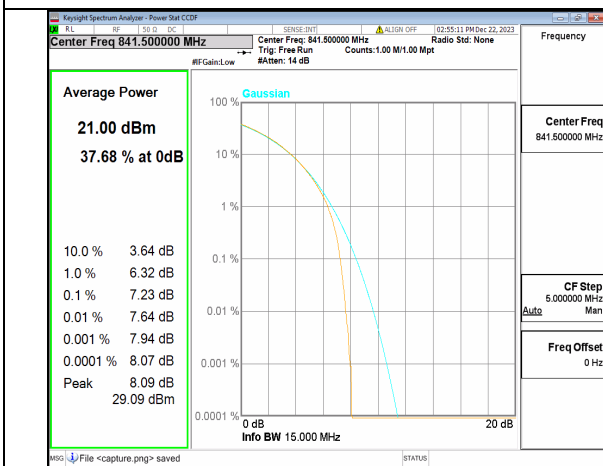
n5 15M CP-OFDM 256QAM Outer_Full Mid



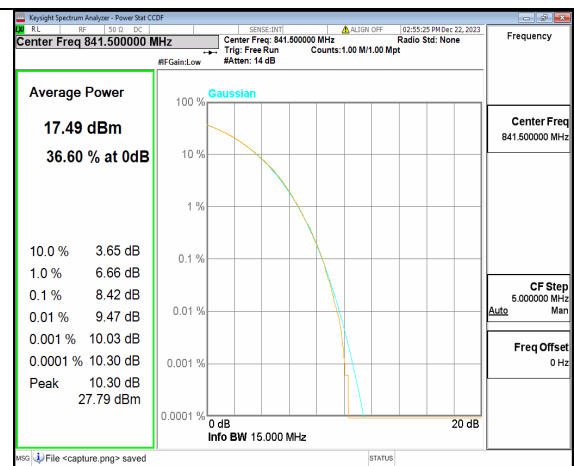
n5 15M DFT-s-OFDM BPSK Outer_Full High



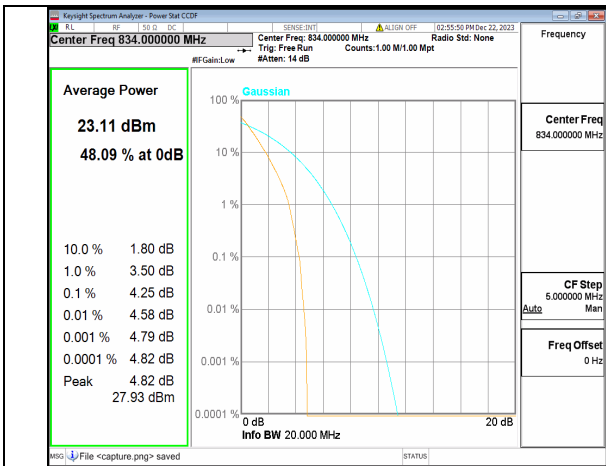
n5 15M DFT-s-OFDM 256QAM Outer_Full High



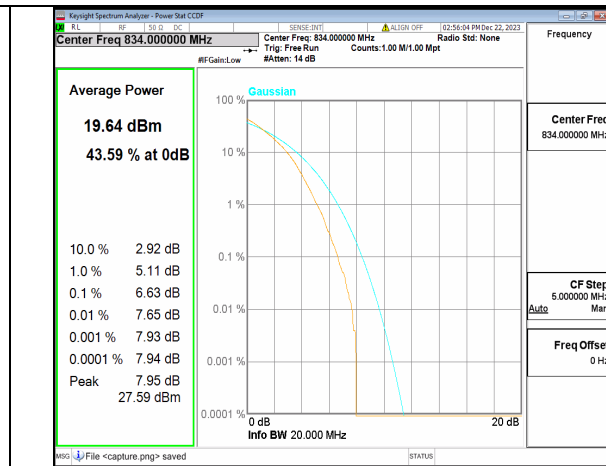
n5 15M CP-OFDM QPSK Outer_Full High



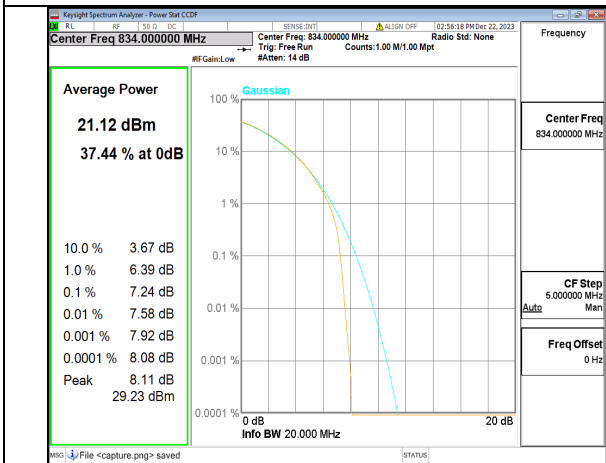
n5 15M CP-OFDM 256QAM Outer_Full High



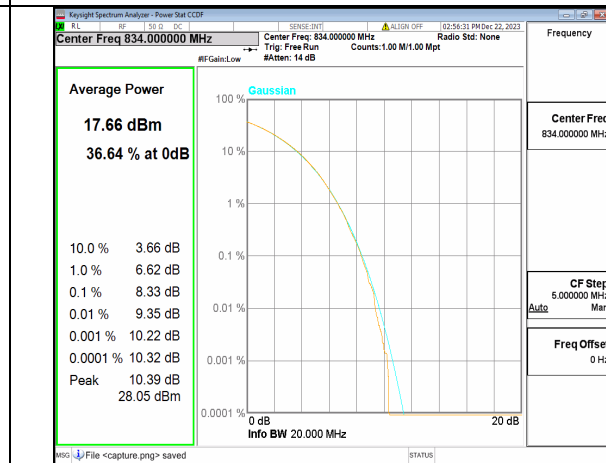
n5 20M DFT-s-OFDM BPSK Outer_Full Low



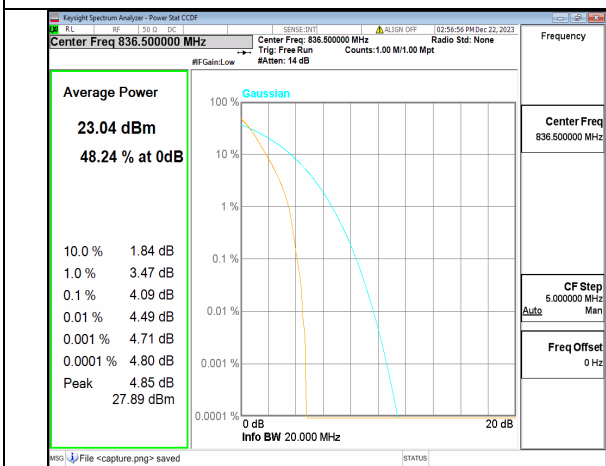
n5 20M DFT-s-OFDM 256QAM Outer_Full Low



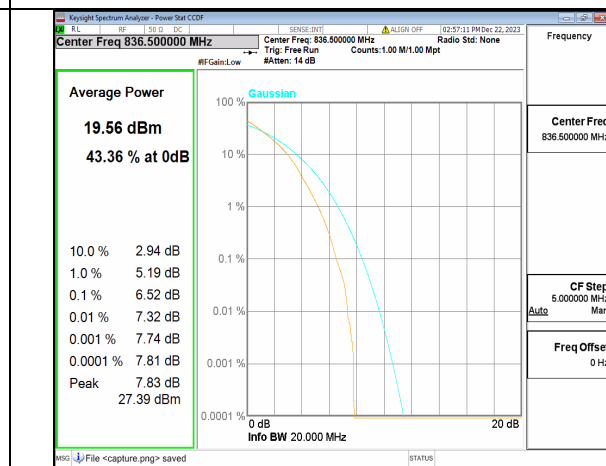
n5 20M CP-OFDM QPSK Outer_Full Low



n5 20M CP-OFDM 256QAM Outer_Full Low



n5 20M DFT-s-OFDM BPSK Outer_Full Mid



n5 20M DFT-s-OFDM 256QAM Outer_Full Mid