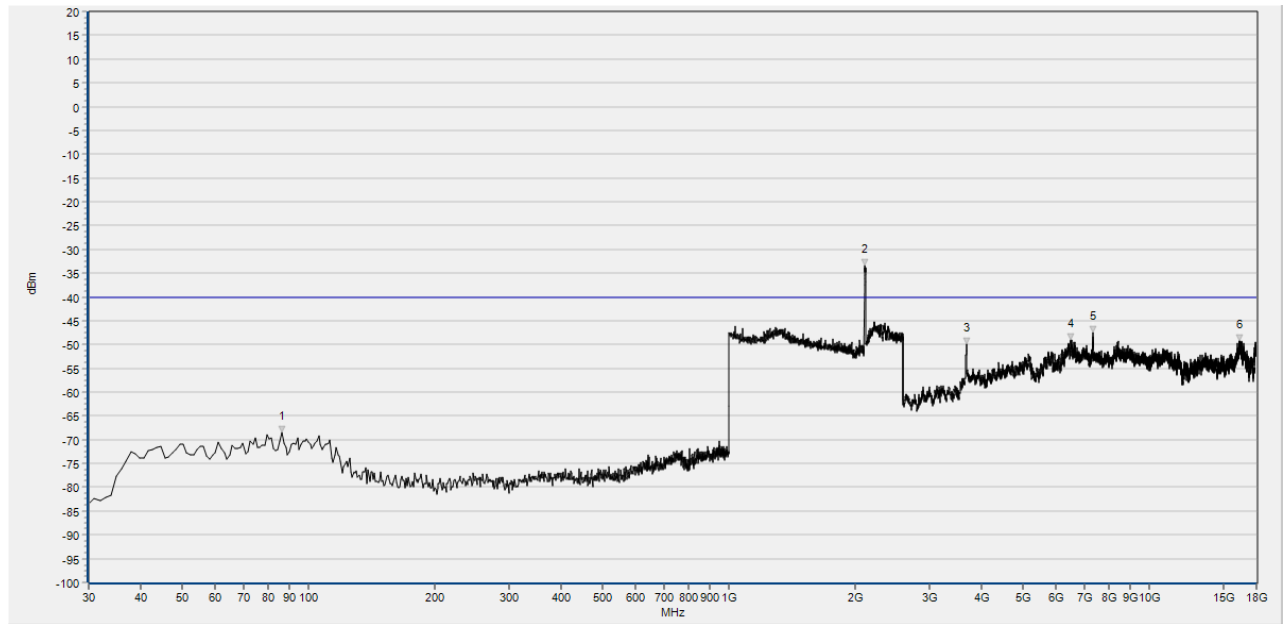


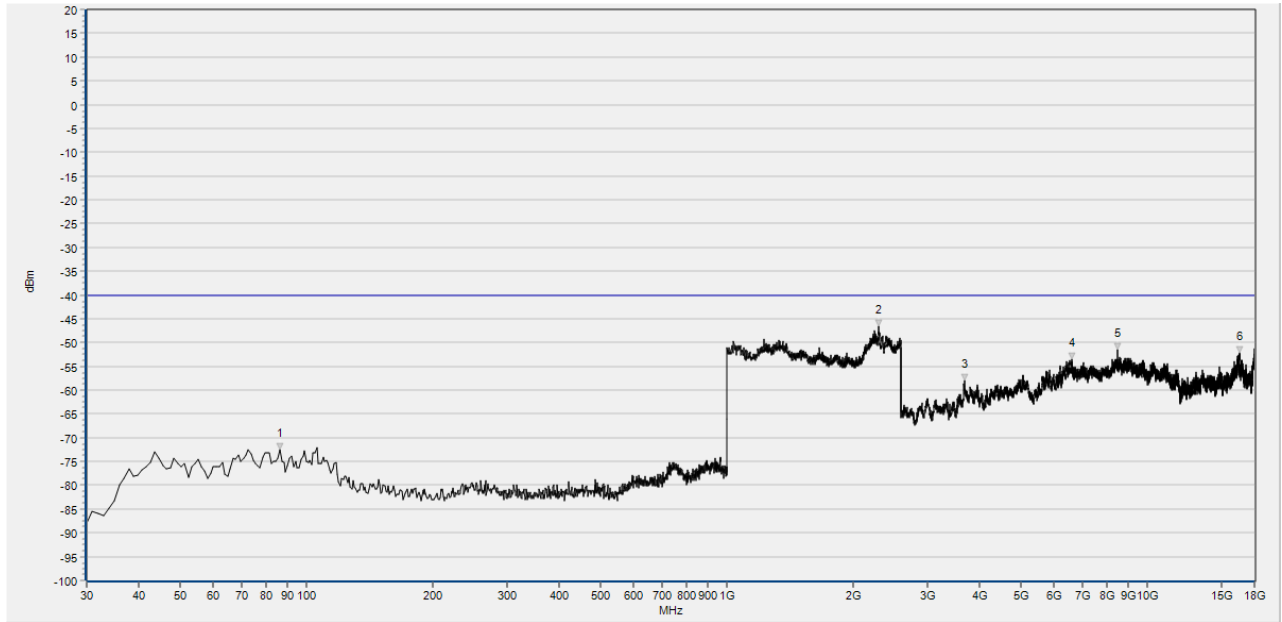
Num	Freq(MHz)	PK	limit PK	Degree	Antenna	Verdict
1	102.823	-72.54	-40.00	360.0	V	PASS
2	2302.102	-47.55	-40.00	337.0	V	PASS
3	3927.746	-58.79	-40.00	144.4	V	PASS
4	6530.866	-52.98	-40.00	61.9	V	PASS
5	9629.966	-53.25	-40.00	220.1	V	PASS
6	16499.740	-52.51	-40.00	151.4	V	PASS

48C Mid 30M-18G V



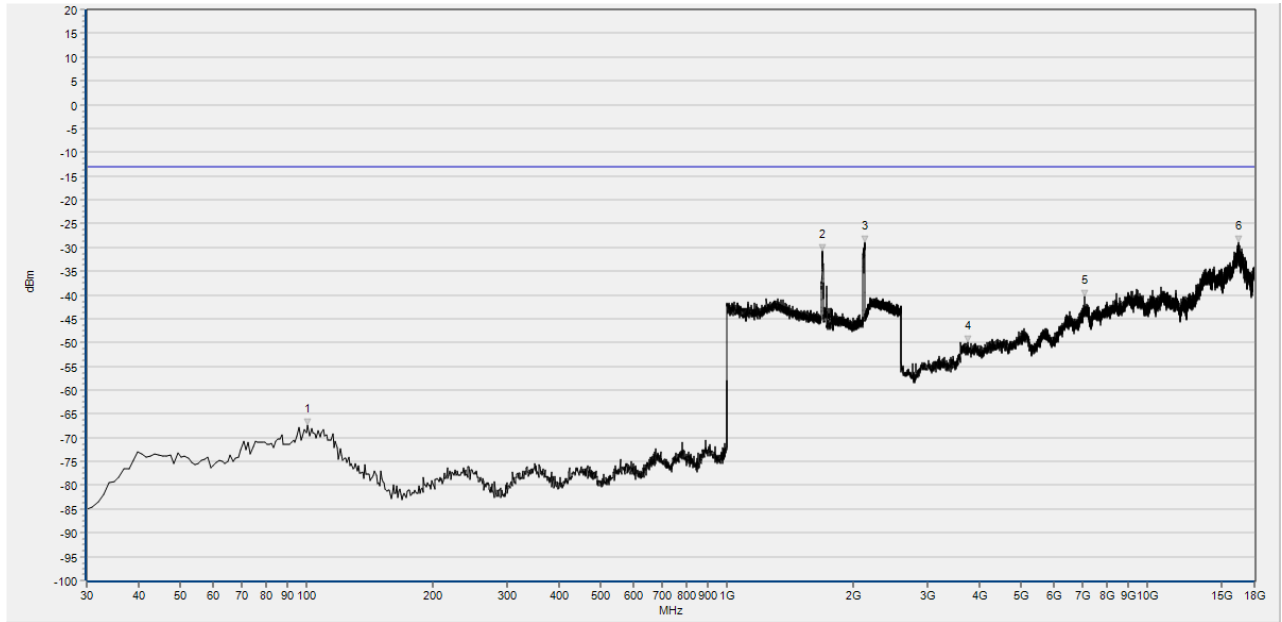
Num	Freq(MHz)	PK	limit PK	Degree	Antenna	Verdict
1	86.316	-68.60	-40.00	0.0	H	PASS
2	2109.910	-33.50	-40.00	87.0	H	N/A
3	3675.135	-49.95	-40.00	247.4	H	N/A
4	6512.382	-49.16	-40.00	338.2	H	PASS
5	7344.149	-47.42	-40.00	247.4	H	PASS
6	16388.838	-49.34	-40.00	219.7	H	PASS

48C High 30M-18G H



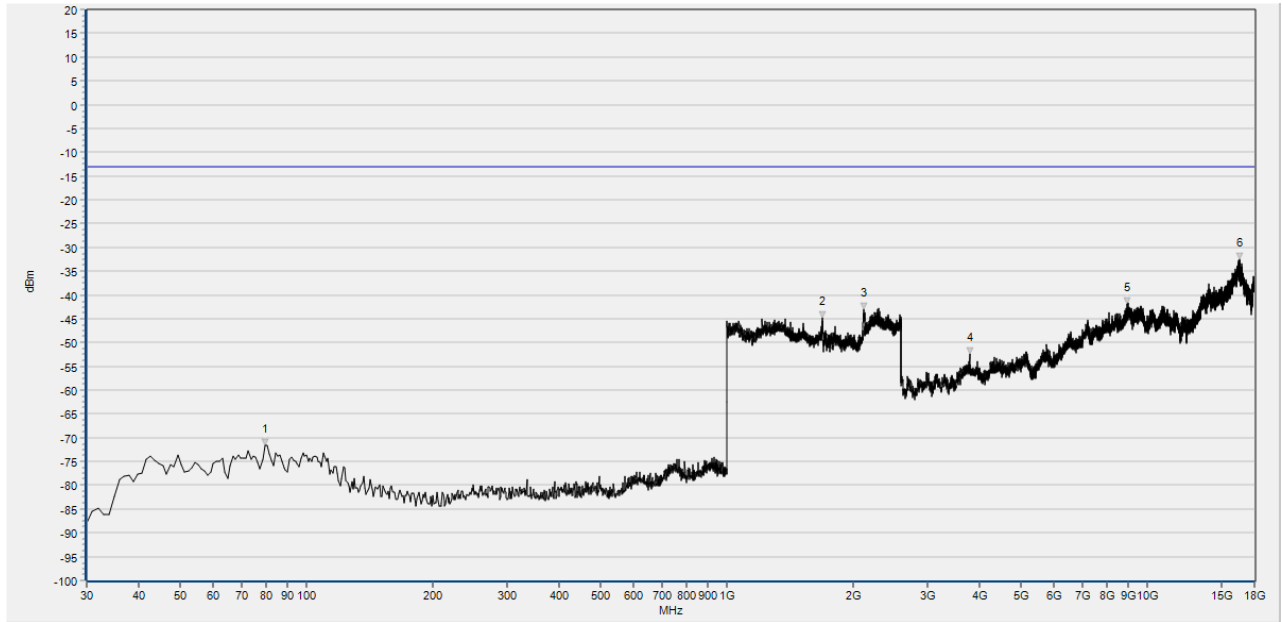
Num	Freq(MHz)	PK	limit PK	Degree	Antenna	Verdict
1	86.316	-72.48	-40.00	360.0	V	PASS
2	2297.297	-46.53	-40.00	241.1	V	PASS
3	3675.135	-58.02	-40.00	271.7	V	N/A
4	6620.204	-53.46	-40.00	326.1	V	PASS
5	8496.299	-51.44	-40.00	292.3	V	PASS
6	16564.433	-52.14	-40.00	125.4	V	PASS

48C High 30M-18G V



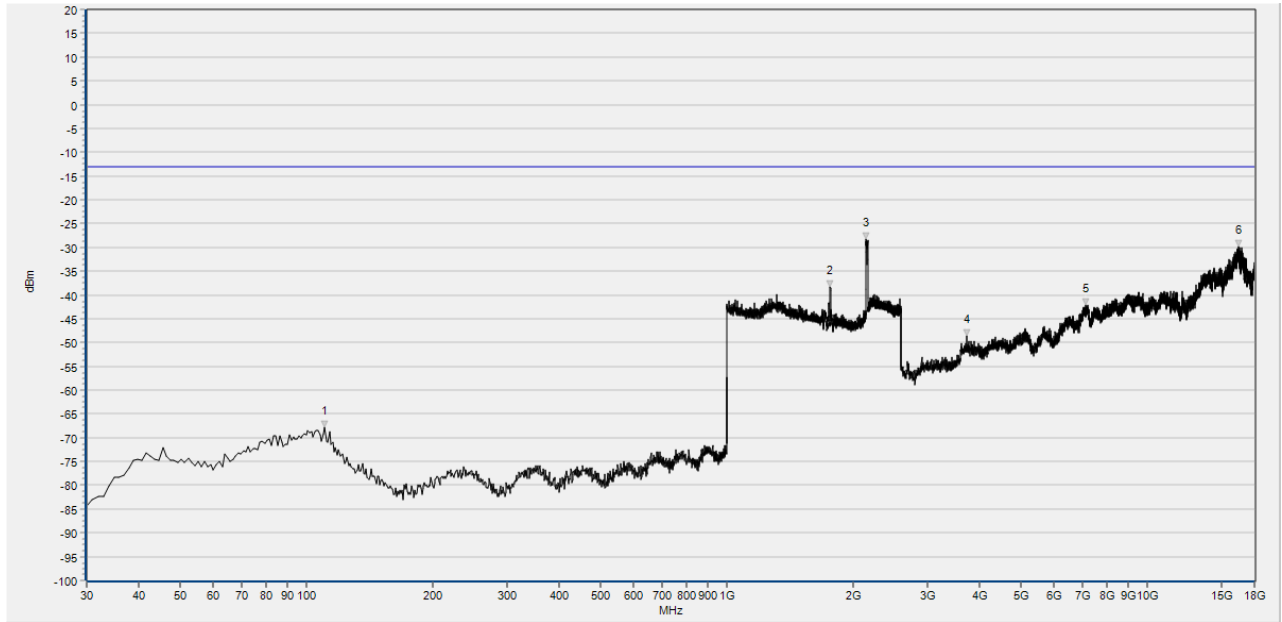
Num	Freq(MHz)	PK	limit PK	Degree	Antenna	Verdict
1	100.810	-67.33	-13.00	360.0	H	PASS
2	1685.714	-30.62	-13.00	28.0	H	N/A
3	2128.772	-28.95	-13.00	198.1	H	N/A
4	3739.807	-49.97	-13.00	183.0	H	PASS
5	7111.620	-40.26	-13.00	86.9	H	PASS
6	16448.518	-28.94	-13.00	268.0	H	PASS

66B Low 30M-18G H



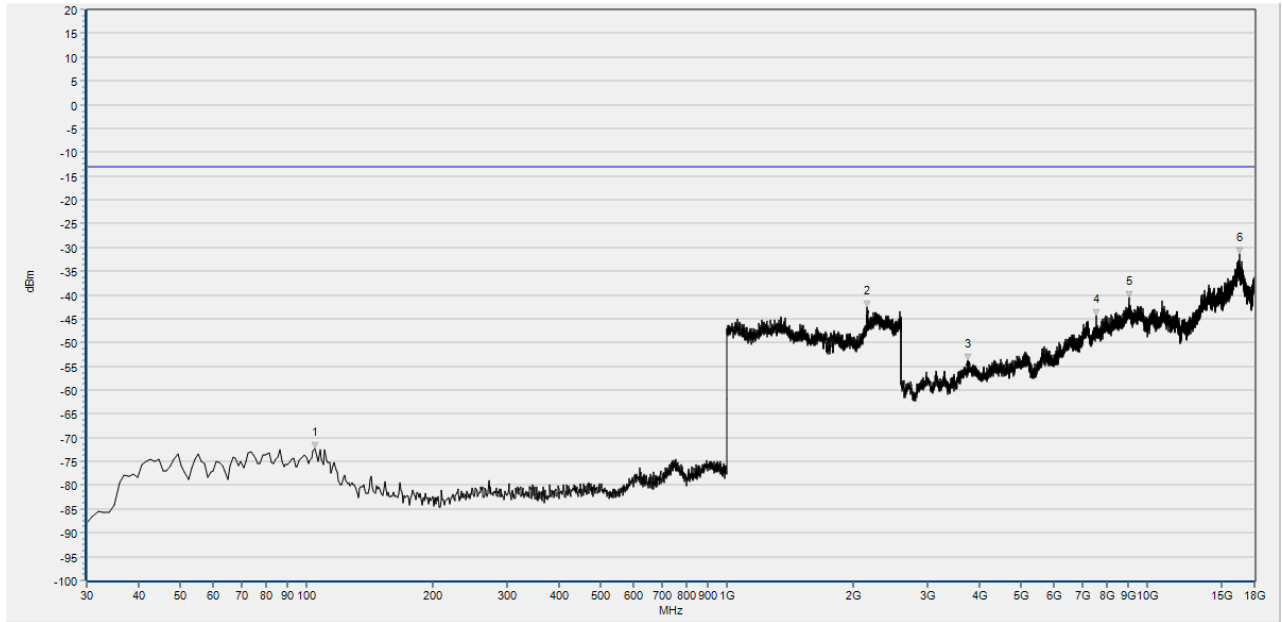
Num	Freq(MHz)	PK	limit PK	Degree	Antenna	Verdict
1	79.520	-71.67	-13.00	360.0	V	PASS
2	1689.945	-44.74	-13.00	360.0	V	N/A
3	2118.959	-42.99	-13.00	360.0	V	N/A
4	3778.296	-52.50	-13.00	222.3	V	PASS
5	8961.260	-41.90	-13.00	81.2	V	PASS
6	16562.427	-32.48	-13.00	25.7	V	PASS

66B Low 30M-18G V



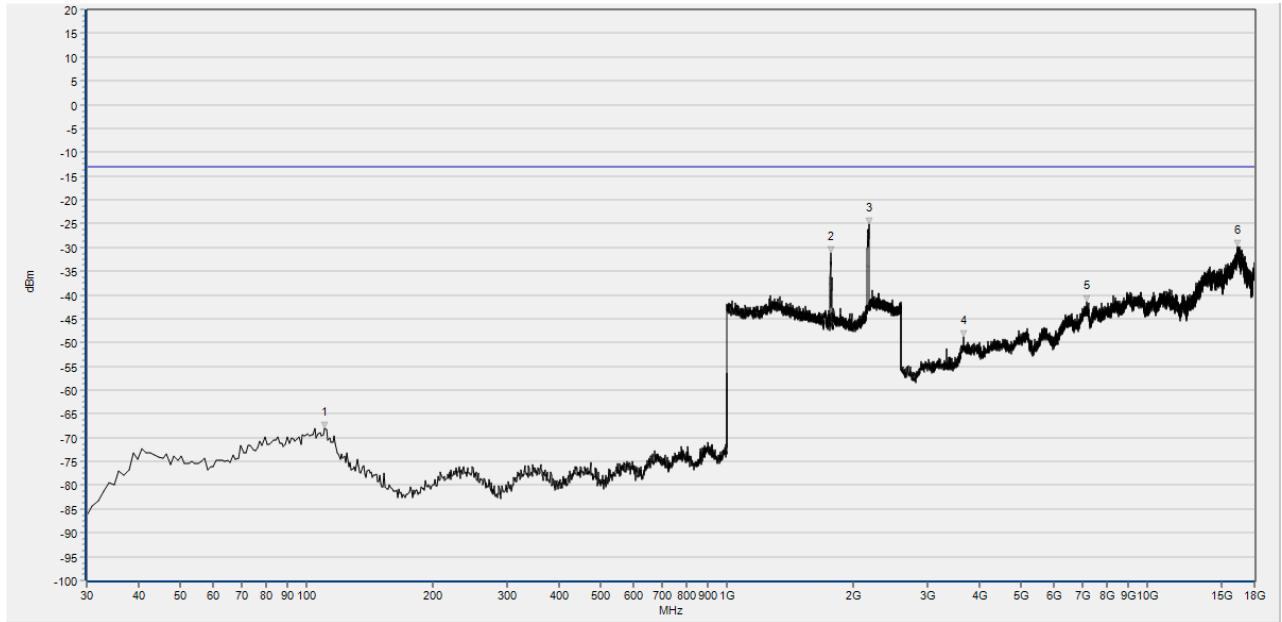
Num	Freq(MHz)	PK	limit PK	Degree	Antenna	Verdict
1	110.510	-67.90	-13.00	360.0	H	PASS
2	1763.185	-38.43	-13.00	35.3	H	N/A
3	2148.619	-28.30	-13.00	218.9	H	N/A
4	3723.004	-48.62	-13.00	130.6	H	PASS
5	7148.027	-42.09	-13.00	191.7	H	PASS
6	16529.733	-29.88	-13.00	17.5	H	PASS

66B Mid 30M-18G H



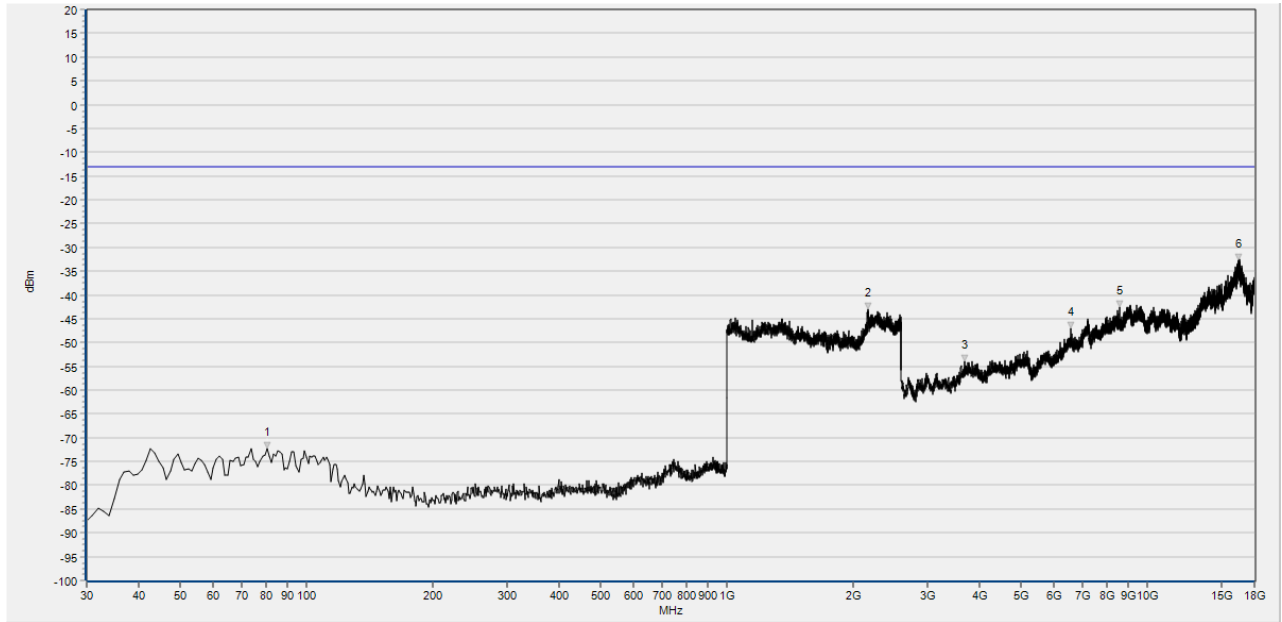
Num	Freq(MHz)	PK	limit PK	Degree	Antenna	Verdict
1	104.765	-72.28	-13.00	0.0	V	PASS
2	2158.179	-42.63	-13.00	0.0	V	N/A
3	3734.656	-53.73	-13.00	82.3	V	PASS
4	7557.060	-44.38	-13.00	152.6	V	PASS
5	9038.273	-40.46	-13.00	41.0	V	PASS
6	16547.025	-31.45	-13.00	68.6	V	PASS

66B Mid 30M-18G V



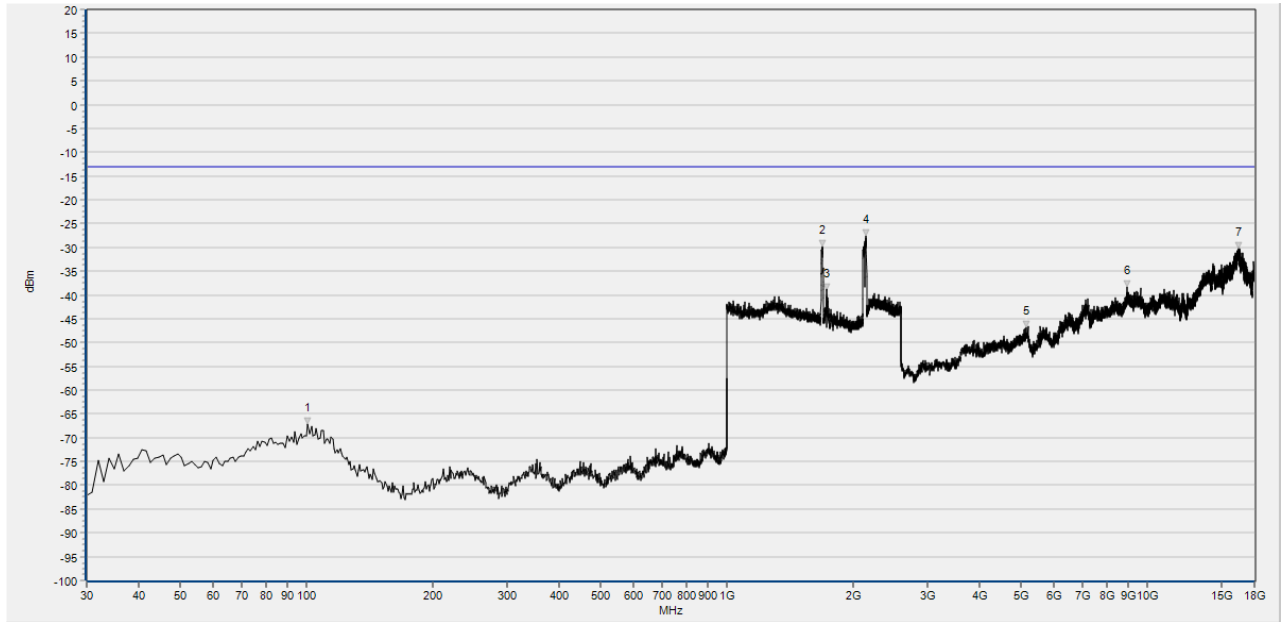
Num	Freq(MHz)	PK	limit PK	Degree	Antenna	Verdict
1	110.510	-68.10	-13.00	360.0	H	PASS
2	1767.027	-31.26	-13.00	34.3	H	N/A
3	2176.150	-25.22	-13.00	345.4	H	N/A
4	3658.592	-48.80	-13.00	310.8	H	PASS
5	7173.231	-41.54	-13.00	241.9	H	PASS
6	16378.505	-29.89	-13.00	233.2	H	PASS

66B High 30M-18G H



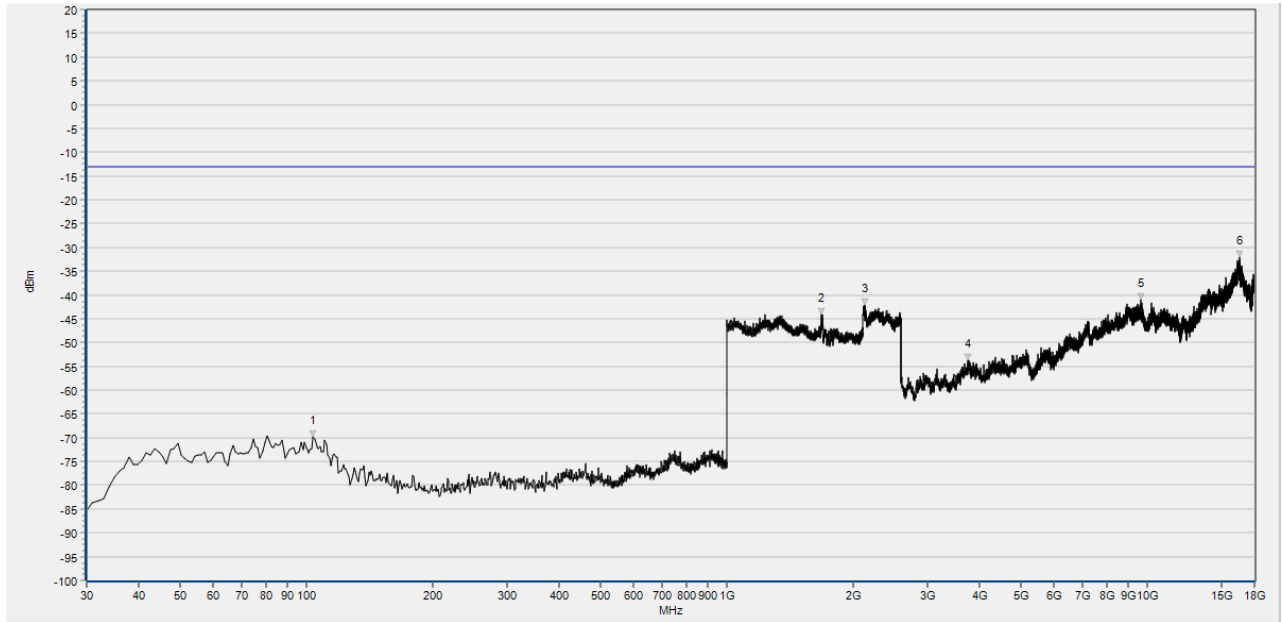
Num	Freq(MHz)	PK	limit PK	Degree	Antenna	Verdict
1	80.490	-72.23	-13.00	0.0	V	PASS
2	2166.183	-42.98	-13.00	0.0	V	N/A
3	3685.881	-53.97	-13.00	136.7	V	PASS
4	6586.698	-47.09	-13.00	178.0	V	PASS
5	8617.270	-42.54	-13.00	2.2	V	PASS
6	16531.622	-32.77	-13.00	248.7	V	PASS

66B High 30M-18G V



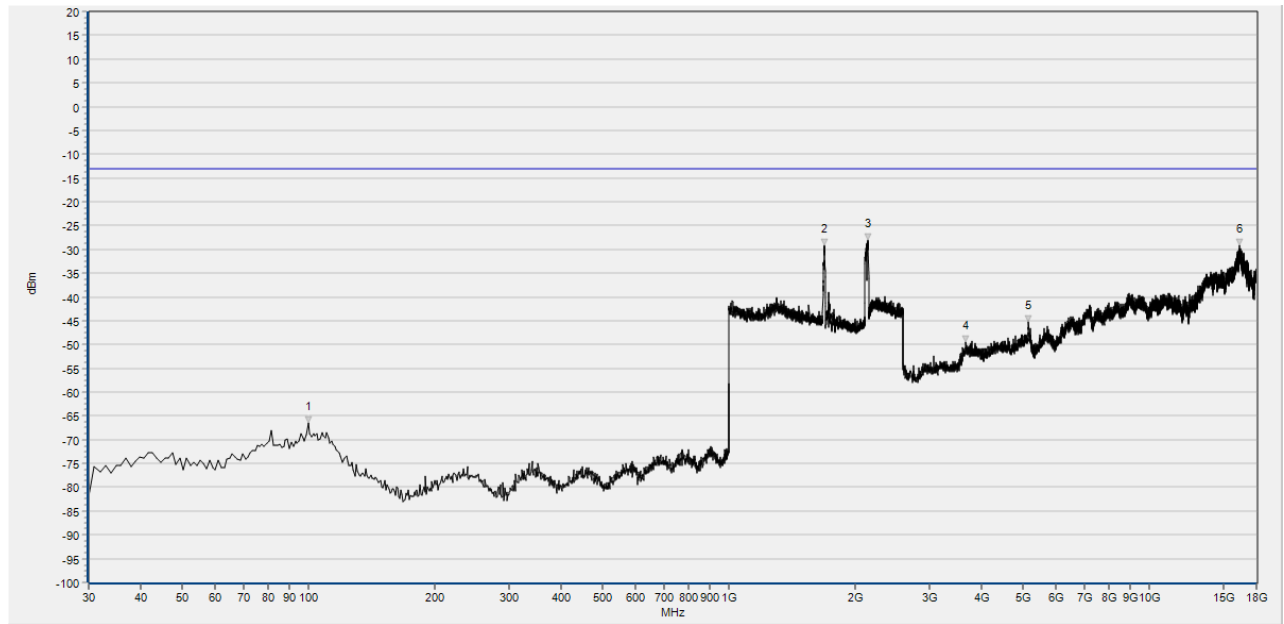
Num	Freq(MHz)	PK	limit PK	Degree	Antenna	Verdict
1	100.810	-67.12	-13.00	360.0	H	PASS
2	1687.635	-29.76	-13.00	24.7	H	N/A
3	1727.971	-38.92	-13.00	18.0	H	N/A
4	2144.138	-27.51	-13.00	208.5	H	N/A
5	5162.466	-46.85	-13.00	261.8	H	PASS
6	8959.956	-38.35	-13.00	26.2	H	PASS

66C Low 30M-18G H



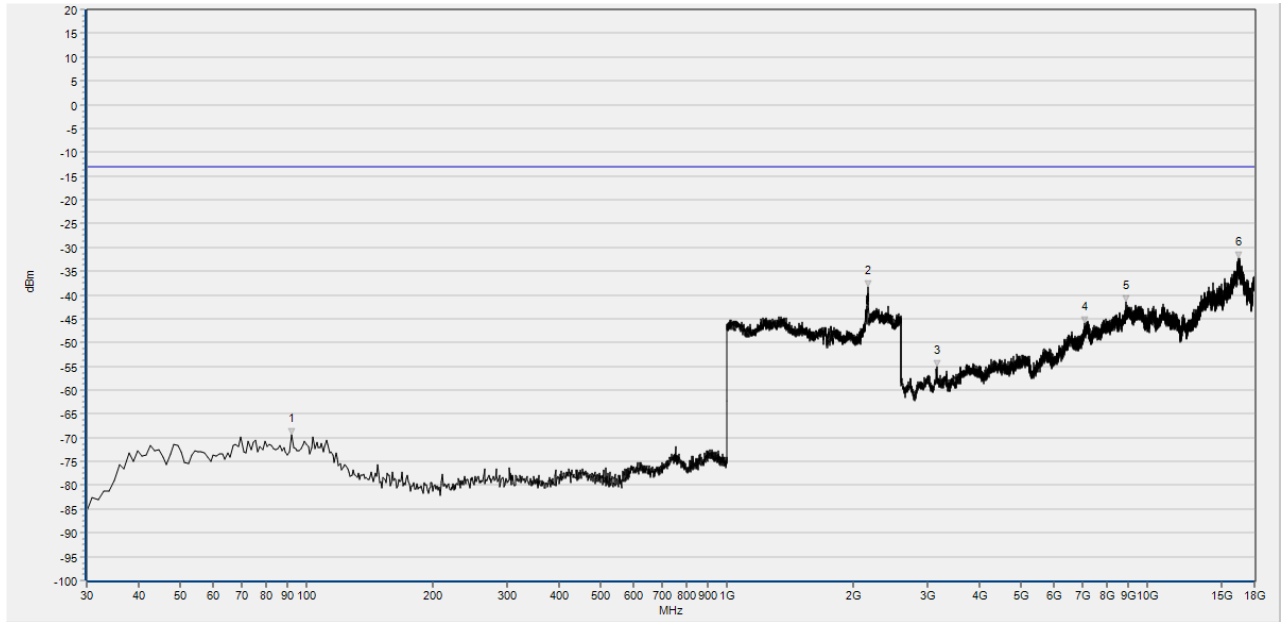
Num	Freq(MHz)	PK	limit PK	Degree	Antenna	Verdict
1	103.794	-69.78	-13.00	0.0	V	PASS
2	1681.941	-44.18	-13.00	114.3	V	N/A
3	2130.965	-42.21	-13.00	77.5	V	N/A
4	3742.357	-53.80	-13.00	130.3	V	PASS
5	9638.973	-41.05	-13.00	60.3	V	PASS
6	16549.592	-32.07	-13.00	46.5	V	PASS

66C Low 30M-18G V



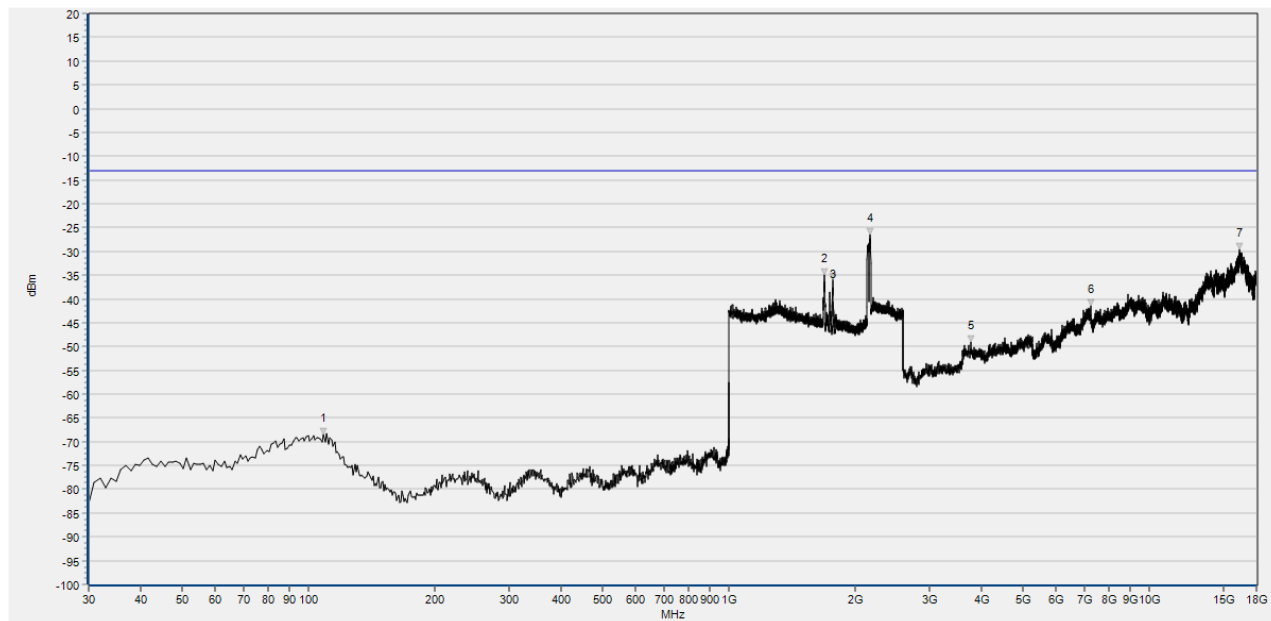
Num	Freq(MHz)	PK	limit PK	Degree	Antenna	Verdict
1	99.840	-66.51	-13.00	360.0	H	PASS
2	1683.794	-29.11	-13.00	22.3	H	N/A
3	2139.656	-28.09	-13.00	256.5	H	N/A
4	3666.994	-49.53	-13.00	199.6	H	PASS
5	5165.266	-45.14	-13.00	173.4	H	PASS
6	16400.909	-29.14	-13.00	164.5	H	PASS

66C Mid 30M-18G H



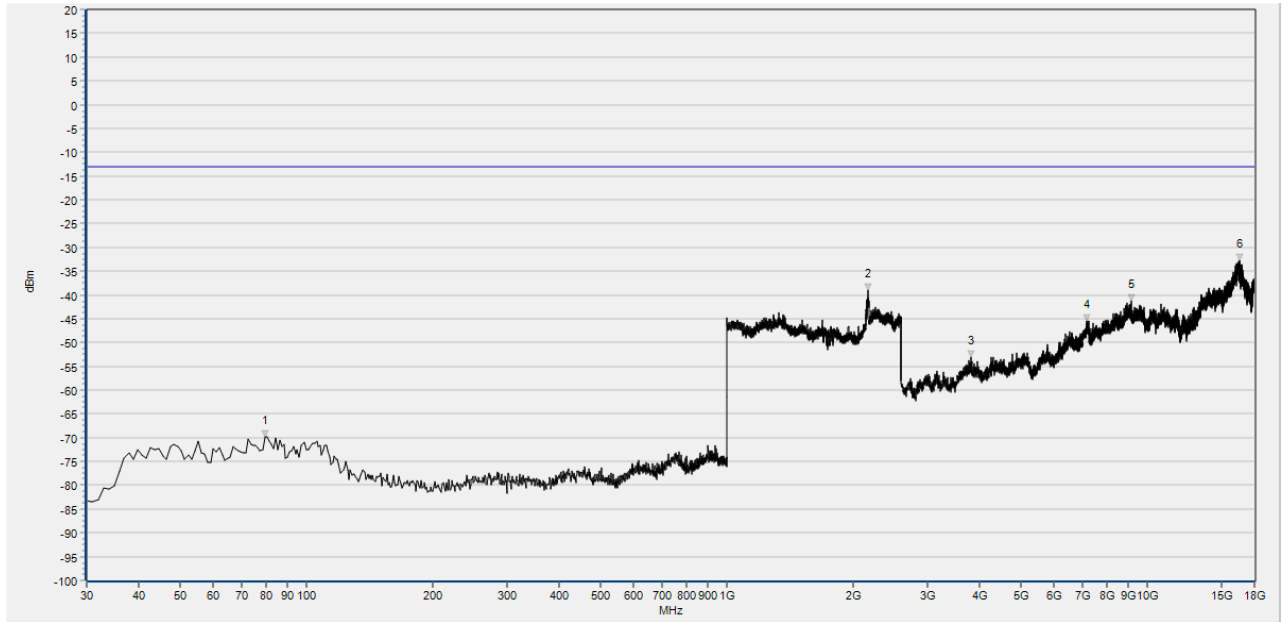
Num	Freq(MHz)	PK	limit PK	Degree	Antenna	Verdict
1	92.142	-69.30	-13.00	0.0	V	PASS
2	2162.181	-38.41	-13.00	84.2	V	N/A
3	3164.761	-55.13	-13.00	126.2	V	PASS
4	7112.952	-46.02	-13.00	294.1	V	PASS
5	8881.680	-41.50	-13.00	280.3	V	PASS
6	16470.012	-32.23	-13.00	84.2	V	PASS

66C Mid 30M-18G V



Num	Freq(MHz)	PK	limit PK	Degree	Antenna	Verdict
1	108.570	-68.53	-13.00	360.0	H	PASS
2	1690.196	-34.94	-13.00	48.0	H	PASS
3	1765.106	-35.96	-13.00	27.9	H	N/A
4	2171.028	-26.38	-13.00	306.4	H	N/A
5	3770.613	-49.15	-13.00	156.1	H	PASS
6	7251.646	-41.49	-13.00	43.2	H	PASS
7	16423.313	-29.65	-13.00	138.6	H	PASS

66C High 30M-18G H



Num	Freq(MHz)	PK	limit PK	Degree	Antenna	Verdict
1	79.520	-69.85	-13.00	0.0	V	PASS
2	2165.383	-38.93	-13.00	83.5	V	N/A
3	3814.236	-53.18	-13.00	77.9	V	PASS
4	7184.831	-45.42	-13.00	133.0	V	PASS
5	9146.091	-41.34	-13.00	7.8	V	PASS
6	16552.159	-32.66	-13.00	189.6	V	PASS

66C High 30M-18G V



Annex A Test Uncertainty

Where relevant, the following measurement uncertainty levels have been estimated for test performed on the EUT as specified in CISPR 16-1-2:

Test Items	Uncertainty
Output Power	± 2.22 dB
Bandwidth	$\pm 5\%$
Conducted Spurious Emission	± 2.77 dB
Band Edge	± 2.77 dB
Equivalent Isotropic Radiated Power	± 2.22 dB
Radiated Spurious Emissions	± 6 dB

This uncertainty represent an expanded uncertainty expressed at approximately the 95% confidence level using a coverage factor of $k=2$.



Annex B Testing Laboratory Information

1. Identification of the Responsible Testing Laboratory

Laboratory Name:	Shenzhen Morlab Communications Technology Co., Ltd.
Laboratory Address:	FL.3, Building A, FeiYang Science Park, No.8 LongChang Road, Block 67, BaoAn District, ShenZhen, GuangDong Province, P. R. China
Telephone:	+86 755 36698555
Facsimile:	+86 755 36698525

2. Identification of the Responsible Testing Location

Name:	Shenzhen Morlab Communications Technology Co., Ltd.
Address:	FL.3, Building A, FeiYang Science Park, No.8 LongChang Road, Block 67, BaoAn District, ShenZhen, GuangDong Province, P. R. China

3. Facilities and Accreditations

All measurement facilities used to collect the measurement data are located at FL.3, Building A, FeiYang Science Park, Block 67, BaoAn District, Shenzhen, 518101 P. R. China. The test site is constructed in conformance with the requirements of ANSI C63.10-2013 and CISPR Publication 22; the FCC designation number is CN1192, the test firm registration number is 226174.



4. Test Equipments Utilized

4.1 Conducted Test Equipments

Equipment Name	Serial No.	Type	Manufacturer	Cal. Date	Due Date
Power Splitter	NW521	1506A	Weinschel	N/A	N/A
Attenuator 1	(N/A.)	10dB	Resnet	N/A	N/A
EXA Signal Analyzer	MY51511149	N9020A	Agilent	2023.06.21	2024.06.20
EXA Signal Analyzer	MY54170556	N9030A	Keysight	2023.10.07	2024.10.06
System Simulator	6261830572	MT8821C	Anritsu	2024.01.25	2025.1.24
RF cable (30MHz-26GHz)	CB01	RF01	Morlab	N/A	N/A
Computer	T430i	Think Pad	Lenovo	N/A	N/A



4.2 List of Software Used

Description	Manufacturer	Software Version
MOR-2023E Test System	MORLAB	V7.99
MORLAB EMCR	MORLAB	V1.2

**4.3 Radiated Test Equipments**

Equipment Name	Serial No.	Type	Manufacturer	Cal. Date	Due Date
Loop Antenna	1519-022	FMZB 1519	SCHWARZBE CK	2023. 6.26	2024.6.25
Bi-Log Antenna	9163-274	VULB 9163	SCHWARZBE CK	2023.6.27	2024.6.26
Horn Antenna	9120D-963	BBHA 9120D	SCHWARZBE CK	2023.6.27	2024.6.26
Receiver	MY54130016	N9038A	Agilent	2023.6.21	2024.6.20
Preamplifier (2GHz-18GHz)	61171/61172	S020180L320 3	LUCIX CORP.	2023.6.27	2024.6.26
Preamplifier (10MHz-6GHz)	46732	S10M100L380 2	LUCIX CORP.	2023.6.27	2024.6.26
Preamplifier (18GHz-40GHz)	DS77209	DCLNA0118-4 0C-S	Decentest	2023.7.4	2024.7.3
RF Coaxial Cable (DC-18GHz)	MRE001	PE330	Pasternack	2023.6.27	2024.6.26
RF Coaxial Cable (DC-18GHz)	MRE002	CLU18	Pasternack	2023.6.27	2024.6.26
RF Coaxial Cable (DC-18GHz)	MRE003	CLU18	Pasternack	2023.6.27	2024.6.26
RF Coaxial Cable (DC-40GHz)	22290045	QA360-40-KK- 0.5	Qualwave	2023.7.4	2024.7.3
RF Coaxial Cable (DC-40GHz)	22290046	QA360-40-KK F-2	Qualwave	2023.7.4	2024.7.3
RF Coaxial Cable (DC-18GHz)	22120181	QA500-18-NN -5	Qualwave	2023.7.4	2024.7.3

END OF REPORT