



REPORT No.: SZ21010412S02

Annex D Plots of Power Density Measurement

Test Laboratory: Morlab Laboratory

5G NR n260_50MHz_QPSK_Right Edge_2mm_Frequency 40GHz_Antenna Module 0

Device under Test Properties

Name, Manufacturer	Dimensions [mm]	IMEI	DUT Type
N/A	172.0 x 78.0 x 10.0		Phone

Exposure Conditions

Phantom Section	Position, Test Distance [mm]	Band	Frequency [MHz], Channel Number	Conversion Factor
5G Air	RIGHT EDGE 2.0	Band n260	39975, 2254366	1.0

Hardware Setup

Phantom	Medium	Probe, Calibration Date	DAE, Calibration Date
mmWave	Air	EUmmWV4 - SN9512_F1-78GHz, 2020-12-02	DAE4 Sn1643,2020-11-30

Scan Setup

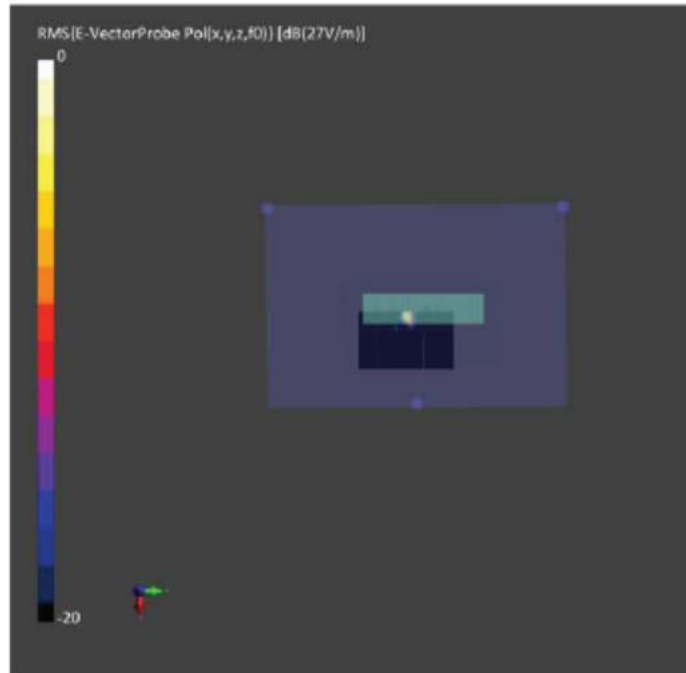
	5G Scan
Grid Extents [mm]	25.0x 25.0
Grid Steps [lambda]	0.25x 0.25
Sensor Surface [mm]	5.0
MAIA	N/A

Measurement Results

	5G Scan
Date	2021-04-14, 16:042
Avg. Area [cm ²]	4.00
pS _{tot} avg[W/m ²]	1.09
pS _n avg [W/m ²]	0.90
E _{peak} [V/m]	27.0
H _{peak} [A/m]	0.58
Power Drift [dB]	-0.04

Details

5G Scan



Test Laboratory: Morlab Laboratory

5G NR n260_50MHz_QPSK_Back Face_2mm_Frequency 38.5GHz_Antenna Module 2

Device under Test Properties

Name, Manufacturer	Dimensions [mm]	IMEI	DUT Type
N/A	172.0 x 78.0 x 10.0		Phone

Exposure Conditions

Phantom Section	Position, Test Distance [mm]	Band	Frequency [MHz], Channel Number	Conversion Factor
5G Air	LEFT EDGE 2.0	Band n260	38512.0,2254366	1.0

Hardware Setup

Phantom	Medium	Probe, Calibration Date	DAE, Calibration Date
mmWave	Air	EUmmWV4 - SN9512_F1-78GHz, 2020-12-02	DAE4 Sn1643,2020-11-30


Scan Setup

	5G Scan
Grid Extents [mm]	25.0x 25.0
Grid Steps [lambda]	0.25x 0.25
Sensor Surface [mm]	5.0
MAIA	N/A

Measurement Results

	5G Scan
Date	2021-04-13, 14:51
Avg. Area [cm ²]	4.00
pS _{tot} avg[W/m ²]	0.53
pS _n avg [W/m ²]	0.57
E _{peak} [V/m]	20.5
H _{peak} [V/m]	0.055
Power Drift [dB]	-0.12

Details 5G Scan



Test Laboratory: Morlab Laboratory

5G NR n261_50MHz_16QAM_Right Edge_2mm_Frequency 27.5MHz_Antenna Module 0

Device under Test Properties

Name, Manufacturer	Dimensions [mm]	IMEI	DUT Type
Device	172.0 x 78.0 x10.0		Phone

Exposure Conditions

Phantom Section	Position, Test Distance [mm]	Band	Group, UID	Frequency [MHz], Channel Number	Conversion Factor
5G Air	RIGHT EDGE 2.0	Band n261		27523.5,2077891	1.0

Hardware Setup

Phantom	Medium	Probe, Calibration Date	DAE, Calibration Date
mmWave	Air	EUmmWV4 - SN9512_F1-78GHz, 2020-12-02	DAE4 Sn1643,2020-11-30

Scan Setup


	5G Scan
Grid Extents [mm]	25.0x 25.0
Grid Steps [lambda]	0.25x 0.25
Sensor Surface [mm]	5.0
MAIA	N/A

Measurement Results

	5G Scan
Date	2021-04-22, 18:31
Avg. Area [cm ²]	4.00
pS _{tot} avg[W/m ²]	0.53
pS _n avg [W/m ²]	0.437
E _{peak} [V/m]	21.5
H _{peak} [A/m]	0.059
Power Drift [dB]	-0.14

Details

5G Scan



Test Laboratory: Morlab Laboratory

5G NR n261_50MHz_16QAM_Back Face_2mm_Frequency 27.9GHz_Antenna Module 2

Device under Test Properties

Name, Manufacturer	Dimensions [mm]	IMEI	DUT Type
Device	172.0 x 78.0 x10.0		Phone

Exposure Conditions

Phantom Section	Position, Test Distance [mm]	Band	Frequency [MHz], Channel Number	Conversion Factor
5G Air	BACK 2.0	n261	27523.5,2077891	1.0

Hardware Setup

Phantom	Medium	Probe, Calibration Date	DAE, Calibration Date
mmWave	Air	EUmmWV4 - SN9512_F1-78GHz, 2020-12-02	DAE4 Sn1643,2020-11-30

Scan Setup

	5G Scan
Grid Extents [mm]	25.0x 25.0
Grid Steps [lambda]	0.25x 0.25
Sensor Surface [mm]	5.0
MAIA	N/A

Measurement Results

	5G Scan
Date	2021-04-22, 14:35
Avg. Area [cm ²]	4.00
pS _{tot} avg[W/m ²]	1.19
pS _n avg [W/m ²]	0.724
E _{peak} [V/m]	46.2
H _{peak} [A/m]	0.107
Power Drift [dB]	-0.72-6.14-2.04

Details

5G Scan

