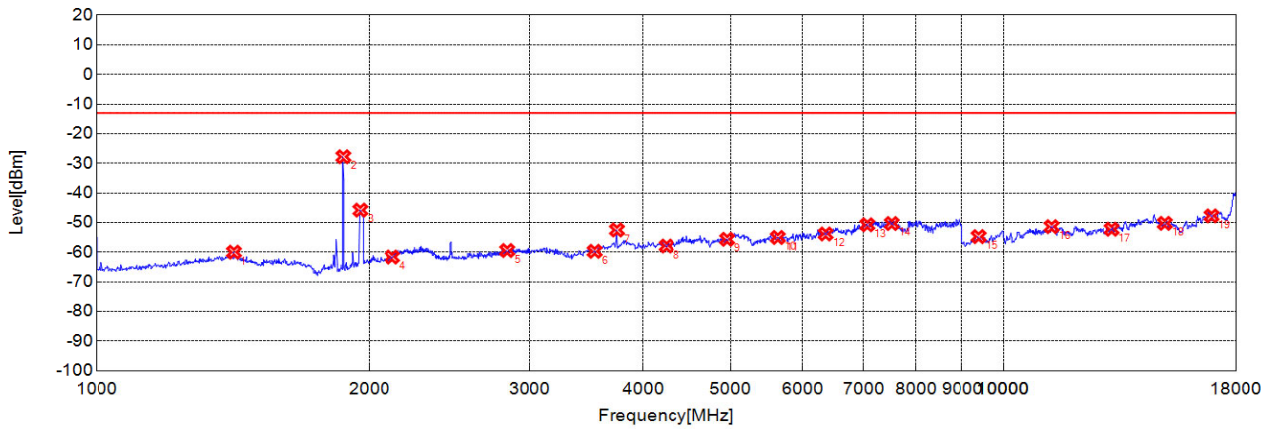


Test Graph



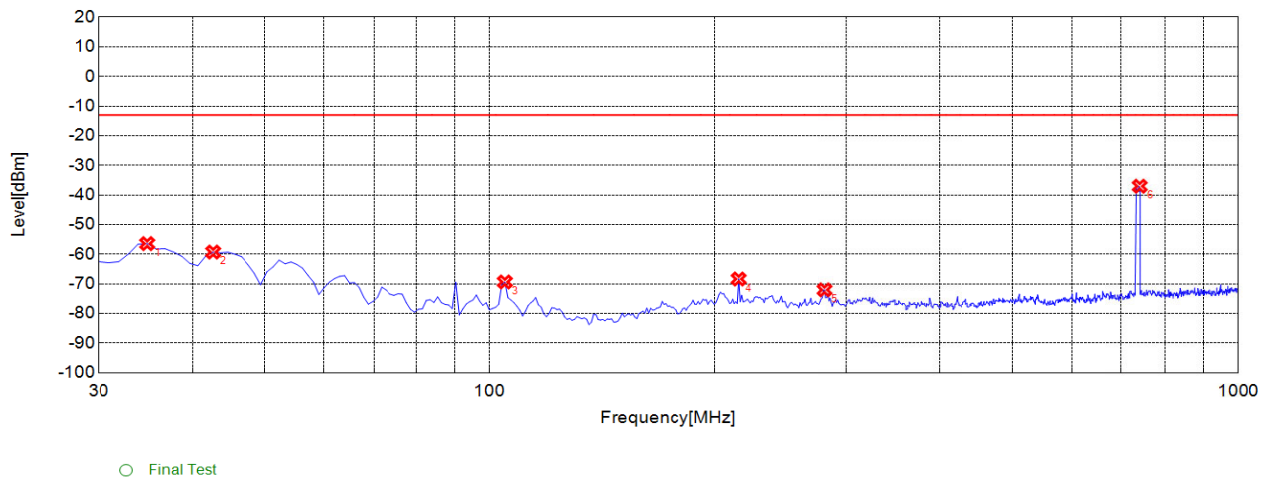
○ Final Test

CA_2A-12A Mid 2A_20M 12A_10M 1RB 1-18G V

Suspected List

NO.	Freq. [MHz]	Level [dBm]	Limit [dBm]	Margin [dB]	Factor [dB]	Path [dB]	Air [dB]	Angle [°]	EUT Pol.	Ant. Pol.
1	1414.4140	-59.99	-13.00	46.99	-8.34	-45.37	37.03	139	Z	Vertical
2	1870.8710	-27.78	-13.00	14.78	-10.76	-46.69	35.93	244	Z	NA
3	1952.9530	-45.81	-13.00	32.81	-10.53	-46.42	35.89	42	Z	NA
4	2121.1210	-61.64	-13.00	48.64	-9.62	-47.08	37.46	144	Z	Vertical
5	2833.8340	-59.43	-13.00	46.43	-9.41	-47.65	38.24	277	Z	Vertical
6	3540.5410	-59.71	-13.00	46.71	-9.25	-47.87	38.62	189	Z	Vertical
7	3744.7450	-52.5	-13.00	39.50	-8.47	-47.54	39.07	41	Z	Vertical
8	4243.2430	-57.92	-13.00	44.92	-7.30	-46.83	39.53	358	Z	Vertical
9	4957.9580	-55.65	-13.00	42.65	-4.01	-44.72	40.71	20	Z	Vertical
10	5636.6370	-55.02	-13.00	42.02	-2.43	-42.90	40.47	340	Z	Vertical
11	5660.6610	-55.19	-13.00	42.19	-2.26	-42.80	40.54	165	Z	Vertical
12	6363.3630	-53.86	-13.00	40.86	0.05	-42.41	42.46	325	Z	Vertical
13	7072.0720	-50.75	-13.00	37.75	4.77	-39.86	44.63	324	Z	Vertical
14	7522.5230	-50.32	-13.00	37.32	7.38	-38.27	45.65	356	Z	Vertical
15	9396.3960	-54.74	-13.00	41.74	12.66	-36.40	49.06	276	Z	Vertical
16	11288.2880	-51.38	-13.00	38.38	14.89	-33.99	48.88	10	Z	Vertical
17	13162.1620	-52.25	-13.00	39.25	19.65	-29.49	49.14	310	Z	Vertical
18	15045.0450	-50.27	-13.00	37.27	20.38	-29.19	49.57	344	Z	Vertical
19	16918.9190	-47.75	-13.00	34.75	23.77	-27.94	51.71	56	Z	Vertical

Test Graph

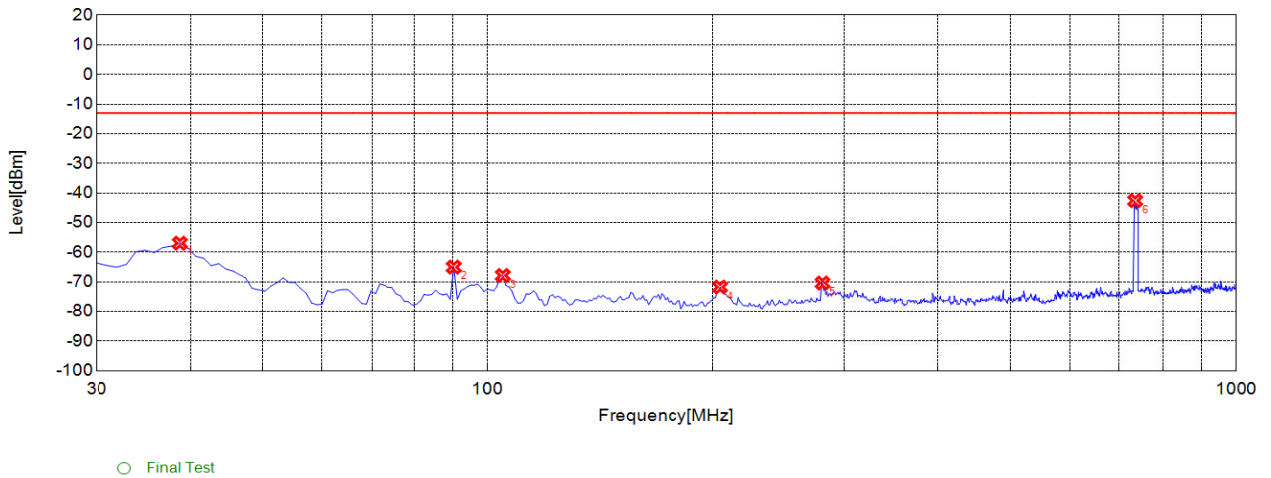


CA_2A-12A Mid 2A_20M 12A_10M 1RB 30M-1G H

Suspected List

NO.	Freq. [MHz]	Level [dBm]	Limit [dBm]	Margin [dB]	Factor [dB]	Path [dB]	Air [dB]	Angle [°]	EUT Pol.	Ant. Pol.
1	34.8550	-56.43	-13.00	43.43	-9.37	-39.58	30.21	69	Z	Horizontal
2	42.6230	-59.28	-13.00	46.28	-7.05	-39.52	32.47	276	Z	Horizontal
3	104.7650	-69.37	-13.00	56.37	-17.53	-38.70	21.17	35	Z	Horizontal
4	215.4550	-68.38	-13.00	55.38	-13.08	-37.56	24.48	22	Z	Horizontal
5	280.5110	-72.03	-13.00	59.03	-12.02	-37.03	25.01	15	Z	Horizontal
6	740.7510	-37.05	-13.00	24.05	-3.22	-34.23	31.01	327	Z	NA

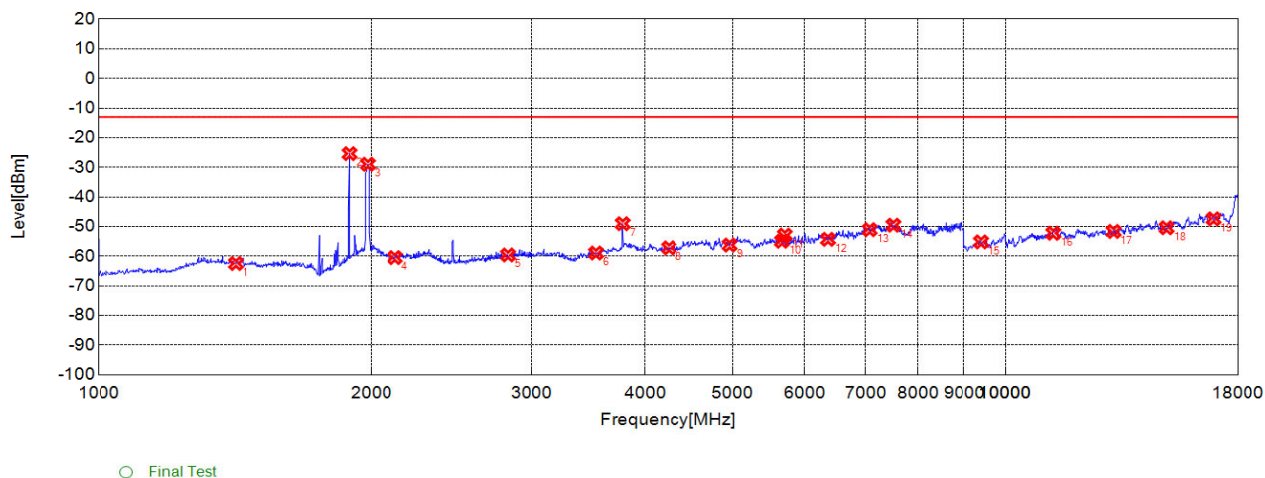
Test Graph



CA_2A-12A Mid 2A_20M 12A_10M 1RB 30M-1G V

Suspected List										
NO.	Freq. [MHz]	Level [dBm]	Limit [dBm]	Margin [dB]	Factor [dB]	Path [dB]	Air [dB]	Angle [°]	EUT Pol.	Ant. Pol.
1	38.7390	-56.96	-13.00	43.96	-16.41	-39.55	23.14	298	Z	Vertical
2	90.2000	-65.04	-13.00	52.04	-16.50	-38.71	22.21	268	Z	Vertical
3	104.7650	-67.86	-13.00	54.86	-14.20	-38.70	24.50	340	Z	Vertical
4	204.7750	-71.77	-13.00	58.77	-16.40	-37.71	21.31	134	Z	Vertical
5	280.5110	-70.4	-13.00	57.40	-12.48	-37.03	24.55	323	Z	Vertical
6	734.9250	-42.61	-13.00	29.61	-3.35	-34.25	30.90	313	Z	NA

Test Graph

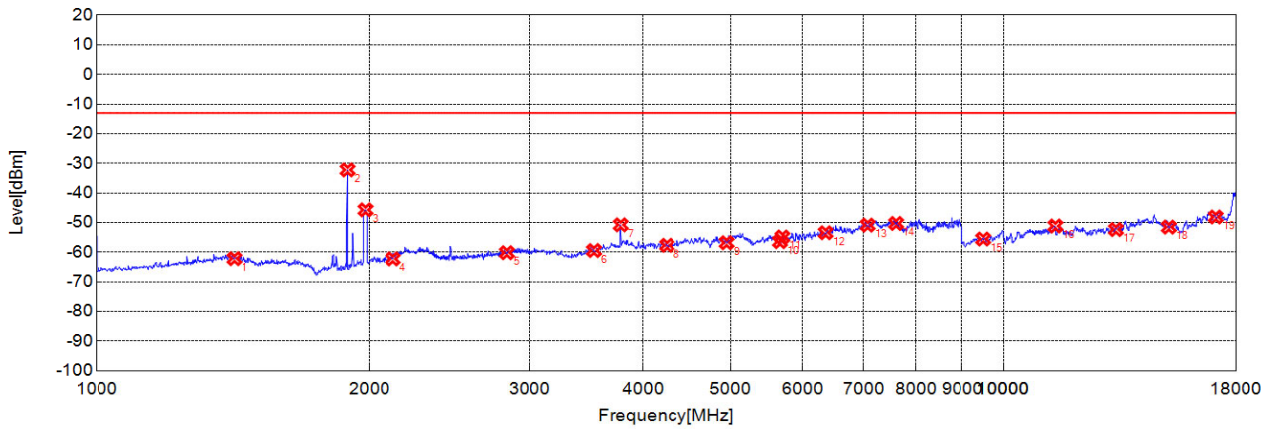


CA_2A-12A High 2A_20M 12A_10M 1RB 1-18G H

Suspected List

NO.	Freq. [MHz]	Level [dBm]	Limit [dBm]	Margin [dB]	Factor [dB]	Path [dB]	Air [dB]	Angle [°]	EUT Pol.	Ant. Pol.
1	1414.4140	-62.47	-13.00	49.47	-8.60	-45.37	36.77	349	Z	Horizontal
2	1890.8910	-25.39	-13.00	12.39	-6.33	-46.73	40.40	337	Z	NA
3	1980.9810	-28.96	-13.00	15.96	-4.56	-46.33	41.77	37	Z	NA
4	2125.1250	-60.47	-13.00	47.47	-8.16	-47.03	38.87	237	Z	Horizontal
5	2825.8260	-59.59	-13.00	46.59	-9.19	-47.72	38.53	233	Z	Horizontal
6	3534.5350	-58.93	-13.00	45.93	-8.68	-47.80	39.12	353	Z	Horizontal
7	3780.7810	-49.04	-13.00	36.04	-7.19	-46.60	39.41	275	Z	Horizontal
8	4249.2490	-57.2	-13.00	44.20	-7.12	-46.90	39.78	326	Z	Horizontal
9	4963.9640	-56.25	-13.00	43.25	-3.34	-44.59	41.25	310	Z	Horizontal
10	5666.6670	-54.95	-13.00	41.95	-1.97	-42.79	40.82	260	Z	Horizontal
11	5708.7090	-52.88	-13.00	39.88	-1.86	-42.74	40.88	103	Z	Horizontal
12	6369.3690	-54.31	-13.00	41.31	-0.12	-42.36	42.24	92	Z	Horizontal
13	7078.0780	-51.06	-13.00	38.06	4.82	-39.84	44.66	68	Z	Horizontal
14	7516.5170	-49.54	-13.00	36.54	7.80	-38.22	46.02	243	Z	Horizontal
15	9405.4050	-55.19	-13.00	42.19	12.51	-36.48	48.99	70	Z	Horizontal
16	11279.2790	-52.25	-13.00	39.25	14.70	-34.15	48.85	269	Z	Horizontal
17	13162.1620	-51.65	-13.00	38.65	20.23	-29.49	49.72	150	Z	Horizontal
18	15036.0360	-50.41	-13.00	37.41	20.50	-29.34	49.84	199	Z	Horizontal
19	16918.9190	-47.4	-13.00	34.40	24.36	-27.94	52.30	20	Z	Horizontal

Test Graph



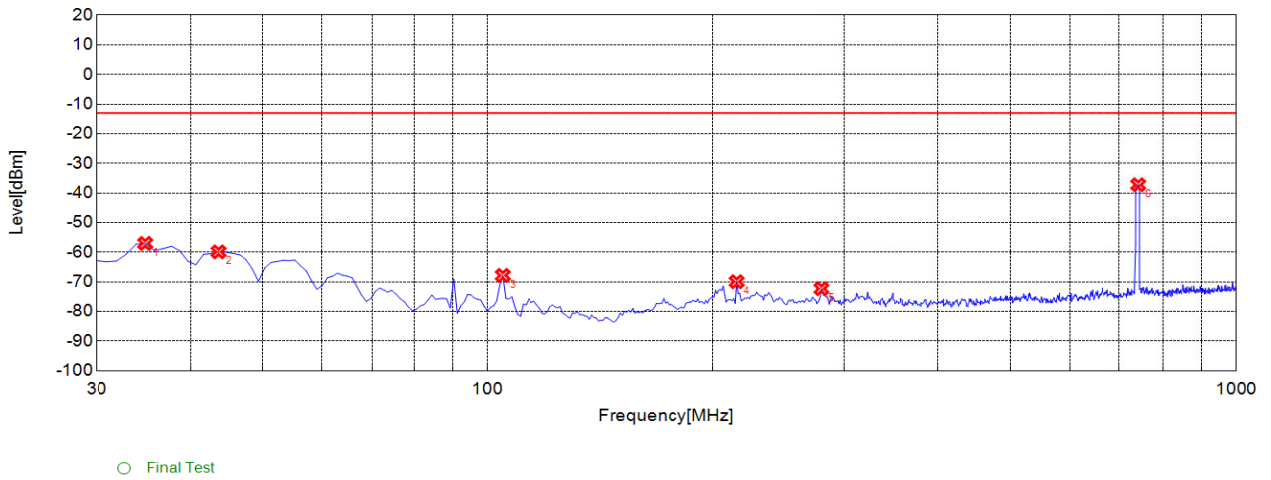
○ Final Test

CA_2A-12A High 2A_20M 12A_10M 1RB 1-18G V

Suspected List

NO.	Freq. [MHz]	Level [dBm]	Limit [dBm]	Margin [dB]	Factor [dB]	Path [dB]	Air [dB]	Angle [°]	EUT Pol.	Ant. Pol.
1	1416.4160	-62.19	-13.00	49.19	-8.38	-45.37	36.99	293	Z	Vertical
2	1890.8910	-32.22	-13.00	19.22	-11.12	-46.73	35.61	323	Z	NA
3	1978.9790	-45.72	-13.00	32.72	-10.23	-46.34	36.11	200	Z	NA
4	2125.1250	-62.28	-13.00	49.28	-9.46	-47.03	37.57	13	Z	Vertical
5	2831.8320	-60.18	-13.00	47.18	-9.44	-47.67	38.23	204	Z	Vertical
6	3534.5350	-59.44	-13.00	46.44	-9.19	-47.80	38.61	104	Z	Vertical
7	3780.7810	-50.77	-13.00	37.77	-7.54	-46.60	39.06	210	Z	Vertical
8	4249.2490	-57.68	-13.00	44.68	-7.36	-46.90	39.54	164	Z	Vertical
9	4951.9520	-56.81	-13.00	43.81	-4.15	-44.85	40.70	141	Z	Vertical
10	5666.6670	-56.43	-13.00	43.43	-2.23	-42.79	40.56	58	Z	Vertical
11	5702.7030	-54.88	-13.00	41.88	-2.06	-42.74	40.68	173	Z	Vertical
12	6363.3630	-53.44	-13.00	40.44	0.05	-42.41	42.46	106	Z	Vertical
13	7078.0780	-50.87	-13.00	37.87	4.84	-39.84	44.68	301	Z	Vertical
14	7606.6070	-50.31	-13.00	37.31	7.35	-37.81	45.16	180	Z	Vertical
15	9504.5050	-55.56	-13.00	42.56	11.05	-37.36	48.41	327	Z	Vertical
16	11396.3960	-51.17	-13.00	38.17	15.98	-33.33	49.31	65	Z	Vertical
17	13306.3060	-52.36	-13.00	39.36	20.19	-29.02	49.21	266	Z	Vertical
18	15198.1980	-51.54	-13.00	38.54	19.95	-29.15	49.10	167	Z	Vertical
19	17099.0990	-48.12	-13.00	35.12	23.21	-27.37	50.58	150	Z	Vertical

Test Graph



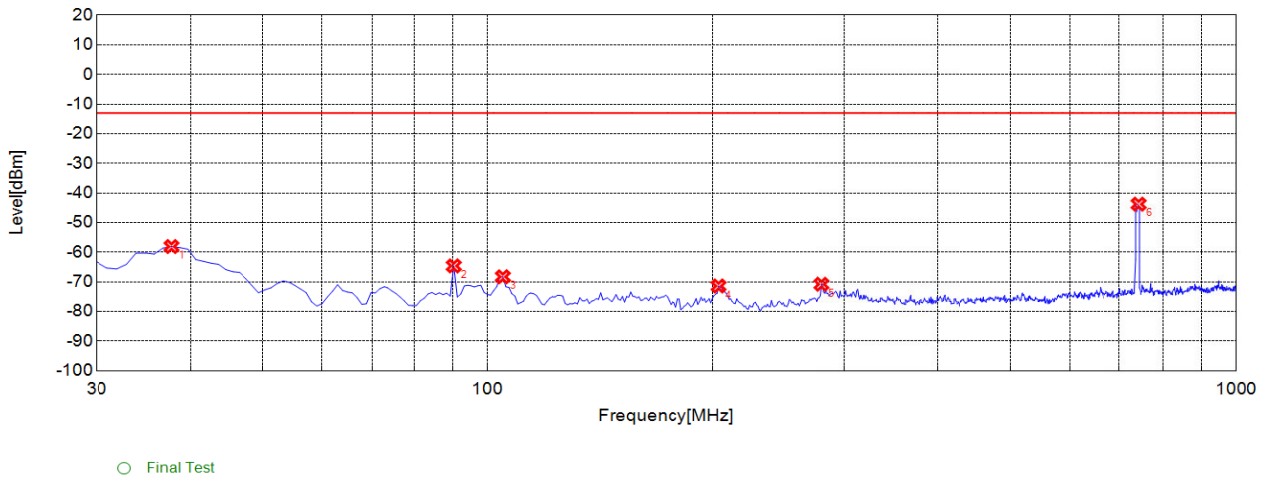
CA_2A-12A High 2A_20M 12A_10M 1RB 30M-1G H

Suspected List

NO.	Freq. [MHz]	Level [dBm]	Limit [dBm]	Margin [dB]	Factor [dB]	Path [dB]	Air [dB]	Angle [°]	EUT Pol.	Ant. Pol.
1	34.8550	-57.05	-13.00	44.05	-9.37	-39.58	30.21	153	Z	Horizontal
2	43.5940	-59.89	-13.00	46.89	-7.04	-39.51	32.47	316	Z	Horizontal
3	104.7650	-67.83	-13.00	54.83	-17.53	-38.70	21.17	252	Z	Horizontal
4	215.4550	-69.96	-13.00	56.96	-13.08	-37.56	24.48	284	Z	Horizontal
5	279.5400	-72.31	-13.00	59.31	-12.04	-37.04	25.00	46	Z	Horizontal
6	741.7220	-37.23	-13.00	24.23	-3.21	-34.23	31.02	318	Z	NA



Test Graph



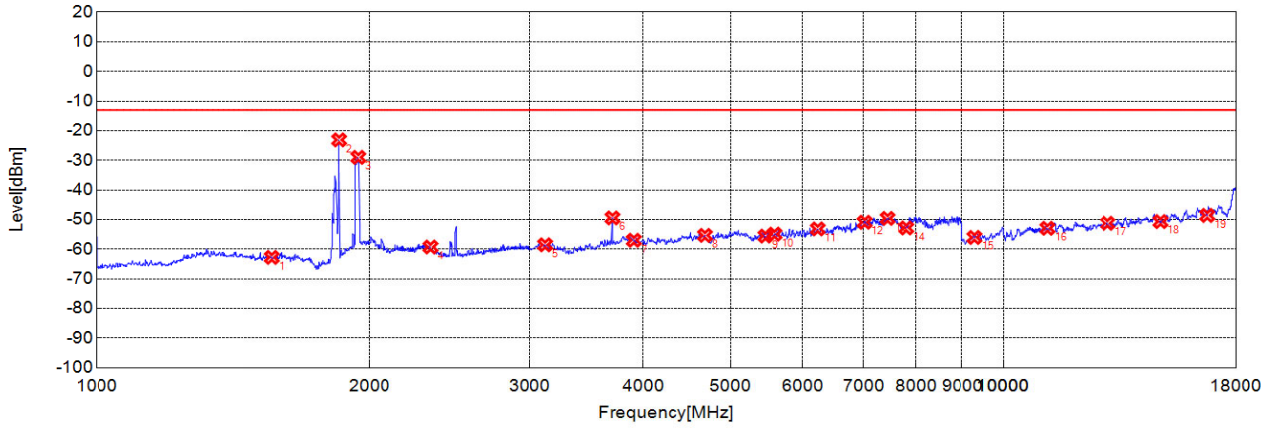
CA_2A-12A High 2A_20M 12A_10M 1RB 30M-1G V

Suspected List										
NO.	Freq. [MHz]	Level [dBm]	Limit [dBm]	Margin [dB]	Factor [dB]	Path [dB]	Air [dB]	Angle [°]	EUT Pol.	Ant. Pol.
1	37.7680	-58.09	-13.00	45.09	-16.48	-39.56	23.08	227	Z	Vertical
2	90.2000	-64.63	-13.00	51.63	-16.50	-38.71	22.21	171	Z	Vertical
3	104.7650	-68.3	-13.00	55.30	-14.20	-38.70	24.50	122	Z	Vertical
4	203.8040	-71.4	-13.00	58.40	-16.34	-37.73	21.39	112	Z	Vertical
5	279.5400	-70.81	-13.00	57.81	-12.54	-37.04	24.50	103	Z	Vertical
6	742.6930	-43.79	-13.00	30.79	-3.08	-34.23	31.15	201	Z	NA



2A_13A

Test Graph



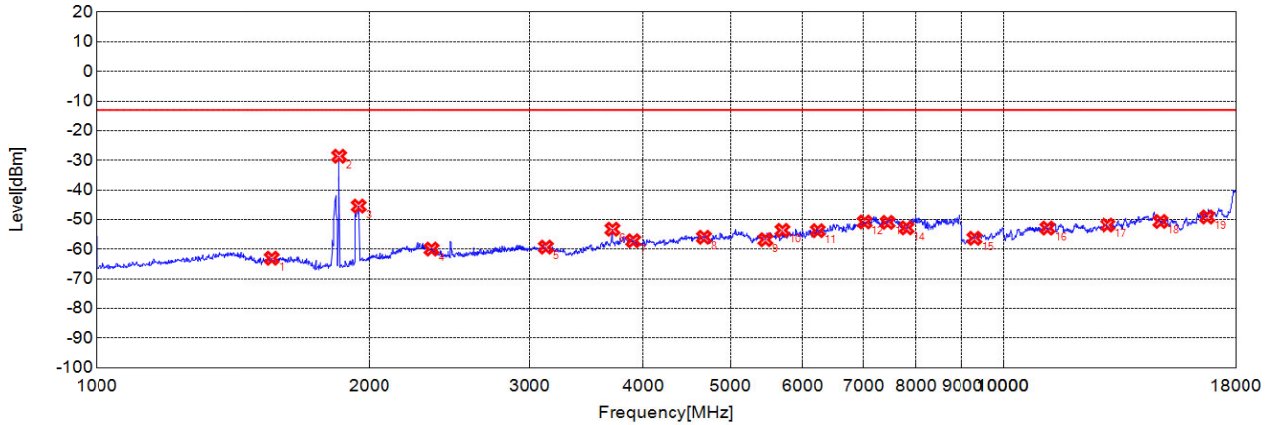
○ Final Test

CA_2A-13A Low 2A_20M 13A_10M 1RB 1-18G H

Suspected List

NO.	Freq. [MHz]	Level [dBm]	Limit [dBm]	Margin [dB]	Factor [dB]	Path [dB]	Air [dB]	Angle [°]	EUT Pol.	Ant. Pol.
1	1560.5610	-62.76	-13.00	49.76	-9.29	-45.71	36.42	224	Z	Horizontal
2	1850.8510	-23.11	-13.00	10.11	-7.29	-46.66	39.37	162	Z	NA
3	1942.9430	-29	-13.00	16.00	-5.23	-46.47	41.24	81	Z	NA
4	2337.3370	-59.27	-13.00	46.27	-7.95	-46.49	38.54	153	Z	Horizontal
5	3126.1260	-58.53	-13.00	45.53	-8.43	-47.48	39.05	188	Z	Horizontal
6	3702.7030	-49.45	-13.00	36.45	-7.52	-46.66	39.14	296	Z	Horizontal
7	3906.9070	-56.99	-13.00	43.99	-7.00	-46.81	39.81	348	Z	Horizontal
8	4687.6880	-55.34	-13.00	42.34	-3.98	-44.80	40.82	125	Z	Horizontal
9	5462.4620	-55.57	-13.00	42.57	-2.15	-42.93	40.78	188	Z	Horizontal
10	5588.5890	-54.92	-13.00	41.92	-2.26	-43.06	40.80	111	Z	Horizontal
11	6237.2370	-53.16	-13.00	40.16	-0.14	-41.95	41.81	109	Z	Horizontal
12	7024.0240	-50.91	-13.00	37.91	4.49	-39.87	44.36	22	Z	Horizontal
13	7444.4440	-49.6	-13.00	36.60	6.95	-38.84	45.79	176	Z	Horizontal
14	7804.8050	-52.83	-13.00	39.83	6.42	-38.20	44.62	281	Z	Horizontal
15	9297.2970	-56.04	-13.00	43.04	11.40	-37.29	48.69	218	Z	Horizontal
16	11171.1710	-52.94	-13.00	39.94	13.79	-34.83	48.62	71	Z	Horizontal
17	13018.0180	-51.26	-13.00	38.26	20.32	-29.83	50.15	60	Z	Horizontal
18	14882.8830	-50.68	-13.00	37.68	20.18	-29.66	49.84	251	Z	Horizontal
19	16738.7390	-48.6	-13.00	35.60	23.01	-28.68	51.69	284	Z	Horizontal

Test Graph



○ Final Test

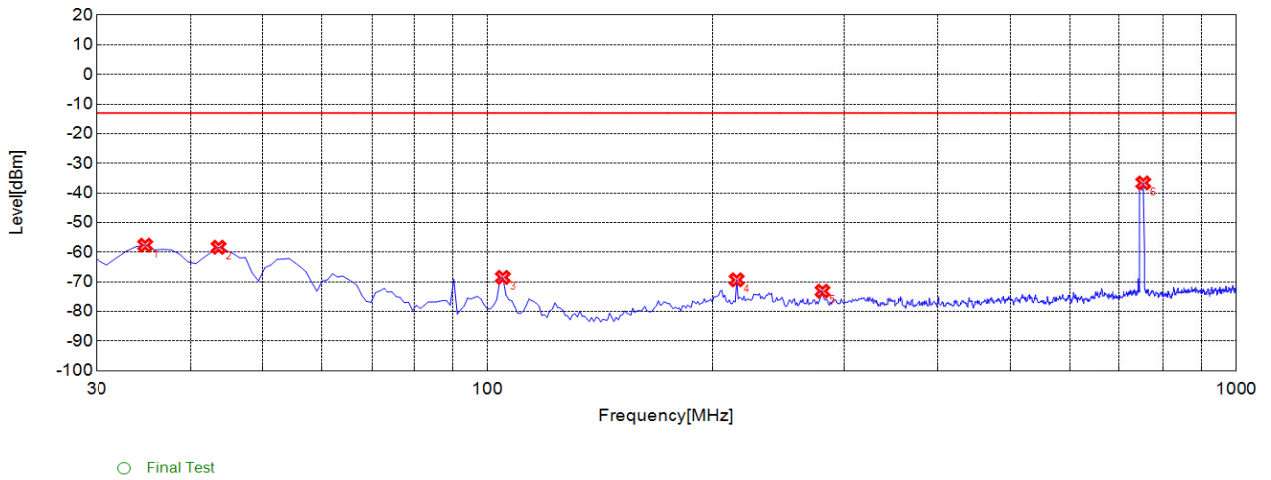
CA_2A-13A Low 2A_20M 13A_10M 1RB 1-18G V

Suspected List

NO.	Freq. [MHz]	Level [dBm]	Limit [dBm]	Margin [dB]	Factor [dB]	Path [dB]	Air [dB]	Angle [°]	EUT Pol.	Ant. Pol.
1	1560.5610	-63.05	-13.00	50.05	-10.04	-45.71	35.67	225	Z	Vertical
2	1850.8510	-28.63	-13.00	15.63	-10.41	-46.66	36.25	67	Z	NA
3	1944.9450	-45.45	-13.00	32.45	-10.63	-46.46	35.83	226	Z	NA
4	2343.3430	-59.96	-13.00	46.96	-8.32	-46.52	38.20	163	Z	Vertical
5	3132.1320	-59.3	-13.00	46.30	-8.97	-47.57	38.60	318	Z	Vertical
6	3702.7030	-53.25	-13.00	40.25	-7.59	-46.66	39.07	101	Z	Vertical
7	3900.9010	-57.15	-13.00	44.15	-7.37	-46.73	39.36	152	Z	Vertical
8	4675.6760	-55.97	-13.00	42.97	-4.34	-44.88	40.54	174	Z	Vertical
9	5462.4620	-56.8	-13.00	43.80	-2.45	-42.93	40.48	121	Z	Vertical
10	5702.7030	-53.63	-13.00	40.63	-2.06	-42.74	40.68	202	Z	Vertical
11	6237.2370	-53.74	-13.00	40.74	-0.34	-41.95	41.61	12	Z	Vertical
12	7024.0240	-50.82	-13.00	37.82	4.33	-39.87	44.20	85	Z	Vertical
13	7444.4440	-50.95	-13.00	37.95	6.63	-38.84	45.47	71	Z	Vertical
14	7810.8110	-52.79	-13.00	39.79	6.43	-38.11	44.54	180	Z	Vertical
15	9297.2970	-56.32	-13.00	43.32	11.28	-37.29	48.57	262	Z	Vertical
16	11171.1710	-52.87	-13.00	39.87	13.97	-34.83	48.80	129	Z	Vertical
17	13018.0180	-51.86	-13.00	38.86	19.55	-29.83	49.38	112	Z	Vertical
18	14882.8830	-50.64	-13.00	37.64	20.29	-29.66	49.95	276	Z	Vertical
19	16738.7390	-49.13	-13.00	36.13	22.19	-28.68	50.87	72	Z	Vertical



Test Graph

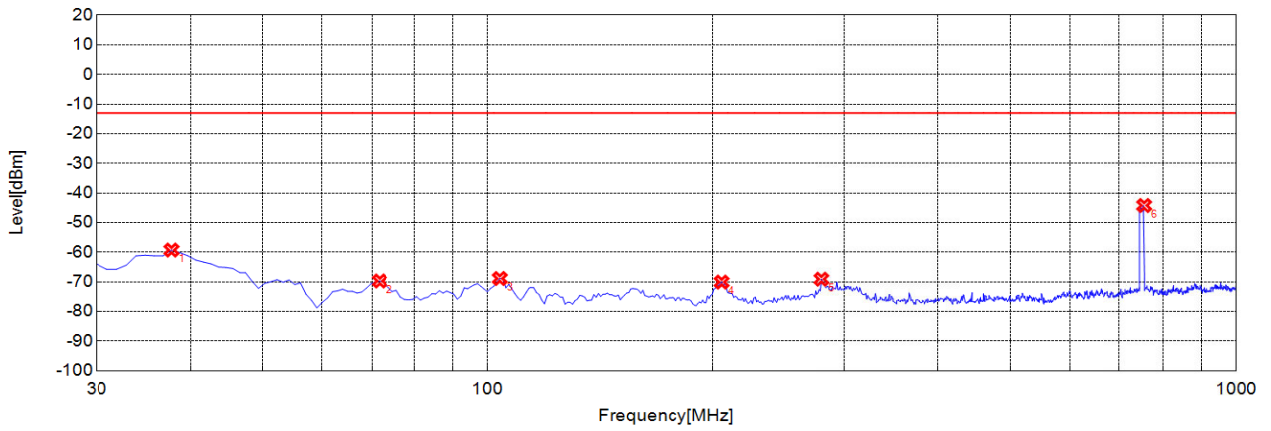


CA_2A-13A Low 2A_20M 13A_10M 1RB 30M-1G H

Suspected List

NO.	Freq. [MHz]	Level [dBm]	Limit [dBm]	Margin [dB]	Factor [dB]	Path [dB]	Air [dB]	Angle [°]	EUT Pol.	Ant. Pol.
1	34.8550	-57.63	-13.00	44.63	-9.37	-39.58	30.21	41	Z	Horizontal
2	43.5940	-58.32	-13.00	45.32	-7.04	-39.51	32.47	37	Z	Horizontal
3	104.7650	-68.5	-13.00	55.50	-17.53	-38.70	21.17	312	Z	Horizontal
4	215.4550	-69.32	-13.00	56.32	-13.08	-37.56	24.48	321	Z	Horizontal
5	280.5110	-73.15	-13.00	60.15	-12.02	-37.03	25.01	345	Z	Horizontal
6	753.3730	-36.62	-13.00	23.62	-2.83	-34.20	31.37	139	Z	NA

Test Graph

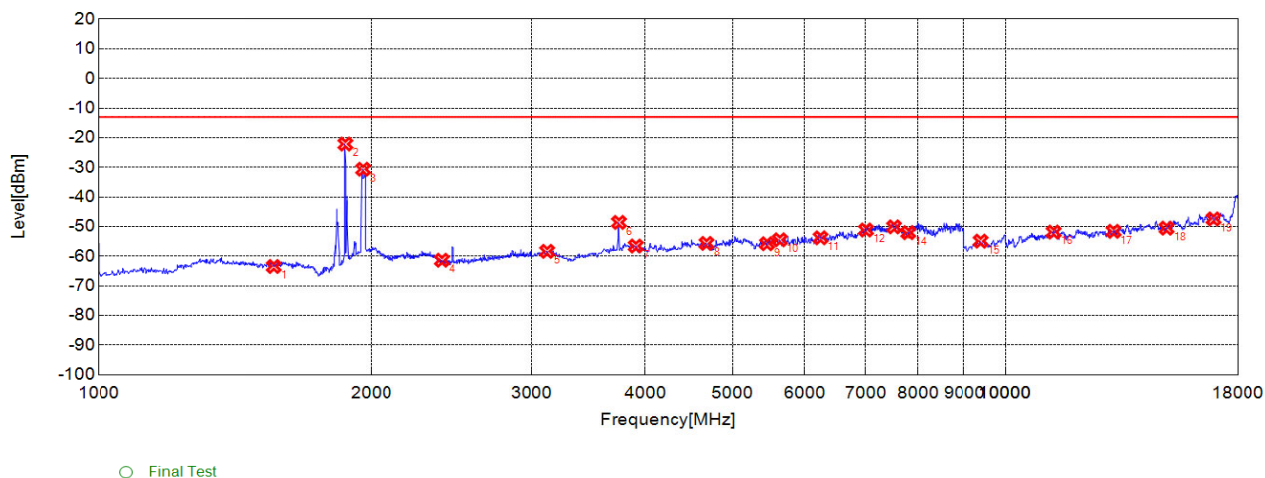


○ Final Test

CA_2A-13A Low 2A_20M 13A_10M 1RB 30M-1G V

Suspected List										
NO.	Freq. [MHz]	Level [dBm]	Limit [dBm]	Margin [dB]	Factor [dB]	Path [dB]	Air [dB]	Angle [°]	EUT Pol.	Ant. Pol.
1	37.7680	-59.28	-13.00	46.28	-16.48	-39.56	23.08	10	Z	Vertical
2	71.7520	-69.71	-13.00	56.71	-18.59	-39.44	20.85	98	Z	Vertical
3	103.7940	-68.88	-13.00	55.88	-13.84	-38.70	24.86	263	Z	Vertical
4	205.7460	-70.09	-13.00	57.09	-16.44	-37.68	21.24	289	Z	Vertical
5	279.5400	-69.11	-13.00	56.11	-12.54	-37.04	24.50	257	Z	Vertical
6	755.3150	-44.23	-13.00	31.23	-2.44	-34.20	31.76	348	Z	NA

Test Graph

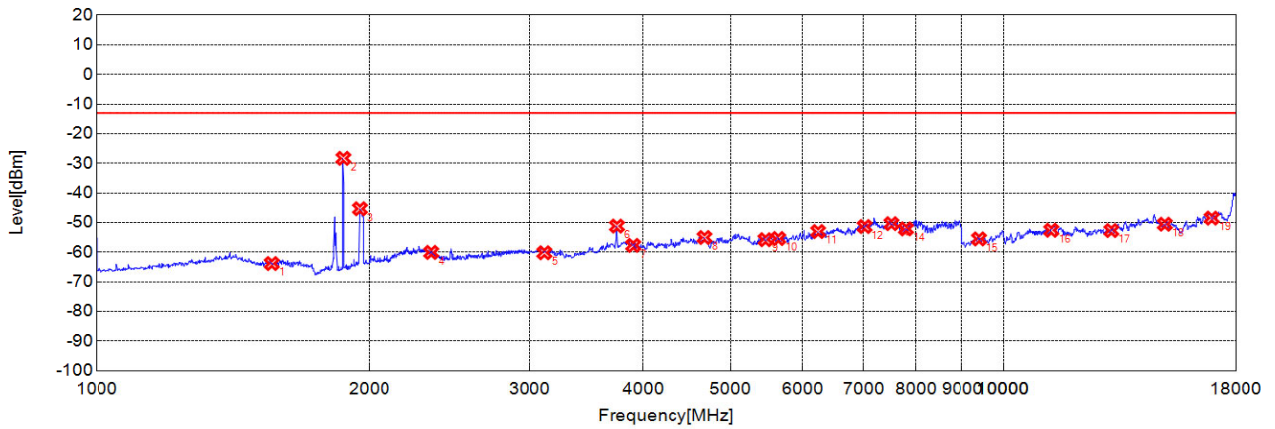


CA_2A-13A Mid 2A_20M 13A_10M 1RB 1-18G H

Suspected List

NO.	Freq. [MHz]	Level [dBm]	Limit [dBm]	Margin [dB]	Factor [dB]	Path [dB]	Air [dB]	Angle [°]	EUT Pol.	Ant. Pol.
1	1560.5610	-63.48	-13.00	50.48	-9.29	-45.71	36.42	66	Z	Horizontal
2	1870.8710	-22.16	-13.00	9.16	-6.81	-46.69	39.88	231	Z	NA
3	1956.9570	-30.64	-13.00	17.64	-4.98	-46.41	41.43	111	Z	NA
4	2393.3930	-61.36	-13.00	48.36	-9.95	-47.34	37.39	135	Z	Horizontal
5	3126.1260	-58.36	-13.00	45.36	-8.43	-47.48	39.05	334	Z	Horizontal
6	3744.7450	-48.6	-13.00	35.60	-8.25	-47.54	39.29	213	Z	Horizontal
7	3906.9070	-56.57	-13.00	43.57	-7.00	-46.81	39.81	24	Z	Horizontal
8	4681.6820	-55.68	-13.00	42.68	-4.05	-44.84	40.79	219	Z	Horizontal
9	5456.4560	-55.79	-13.00	42.79	-2.16	-42.95	40.79	183	Z	Horizontal
10	5636.6370	-54.47	-13.00	41.47	-2.08	-42.90	40.82	51	Z	Horizontal
11	6249.2490	-53.79	-13.00	40.79	0.04	-41.84	41.88	355	Z	Horizontal
12	7012.0120	-51.16	-13.00	38.16	4.46	-39.84	44.30	64	Z	Horizontal
13	7528.5290	-50.09	-13.00	37.09	7.55	-38.33	45.88	106	Z	Horizontal
14	7804.8050	-52.05	-13.00	39.05	6.42	-38.20	44.62	305	Z	Horizontal
15	9396.3960	-54.91	-13.00	41.91	12.63	-36.40	49.03	156	Z	Horizontal
16	11288.2880	-51.86	-13.00	38.86	14.89	-33.99	48.88	322	Z	Horizontal
17	13162.1620	-51.61	-13.00	38.61	20.23	-29.49	49.72	74	Z	Horizontal
18	15036.0360	-50.55	-13.00	37.55	20.50	-29.34	49.84	140	Z	Horizontal
19	16918.9190	-47.42	-13.00	34.42	24.36	-27.94	52.30	317	Z	Horizontal

Test Graph



○ Final Test

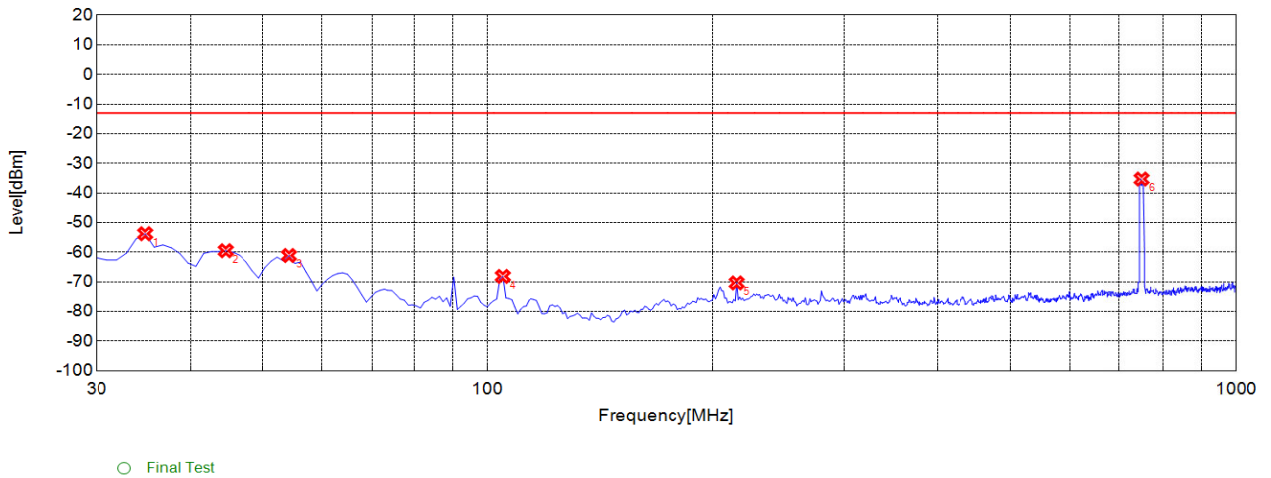
CA_2A-13A Mid 2A_20M 13A_10M 1RB 1-18G V

Suspected List

NO.	Freq. [MHz]	Level [dBm]	Limit [dBm]	Margin [dB]	Factor [dB]	Path [dB]	Air [dB]	Angle [°]	EUT Pol.	Ant. Pol.
1	1560.5610	-63.83	-13.00	50.83	-10.04	-45.71	35.67	269	Z	Vertical
2	1870.8710	-28.32	-13.00	15.32	-10.76	-46.69	35.93	319	Z	NA
3	1950.9510	-45.34	-13.00	32.34	-10.55	-46.43	35.88	204	Z	NA
4	2341.3410	-60.07	-13.00	47.07	-8.27	-46.51	38.24	261	Z	Vertical
5	3120.1200	-60.19	-13.00	47.19	-8.80	-47.39	38.59	154	Z	Vertical
6	3744.7450	-51.19	-13.00	38.19	-8.47	-47.54	39.07	320	Z	Vertical
7	3900.9010	-57.7	-13.00	44.70	-7.37	-46.73	39.36	292	Z	Vertical
8	4681.6820	-55.04	-13.00	42.04	-4.27	-44.84	40.57	340	Z	Vertical
9	5462.4620	-55.78	-13.00	42.78	-2.45	-42.93	40.48	194	Z	Vertical
10	5642.6430	-55.38	-13.00	42.38	-2.37	-42.86	40.49	173	Z	Vertical
11	6243.2430	-53.02	-13.00	40.02	-0.23	-41.89	41.66	165	Z	Vertical
12	7024.0240	-51.34	-13.00	38.34	4.33	-39.87	44.20	80	Z	Vertical
13	7516.5170	-50.37	-13.00	37.37	7.47	-38.22	45.69	130	Z	Vertical
14	7798.7990	-52.13	-13.00	39.13	6.21	-38.26	44.47	13	Z	Vertical
15	9405.4050	-55.51	-13.00	42.51	12.56	-36.48	49.04	189	Z	Vertical
16	11279.2790	-52.6	-13.00	39.60	14.71	-34.15	48.86	47	Z	Vertical
17	13153.1530	-52.69	-13.00	39.69	19.55	-29.59	49.14	201	Z	Vertical
18	15045.0450	-50.56	-13.00	37.56	20.38	-29.19	49.57	266	Z	Vertical
19	16927.9280	-48.5	-13.00	35.50	23.37	-28.31	51.68	345	Z	Vertical



Test Graph



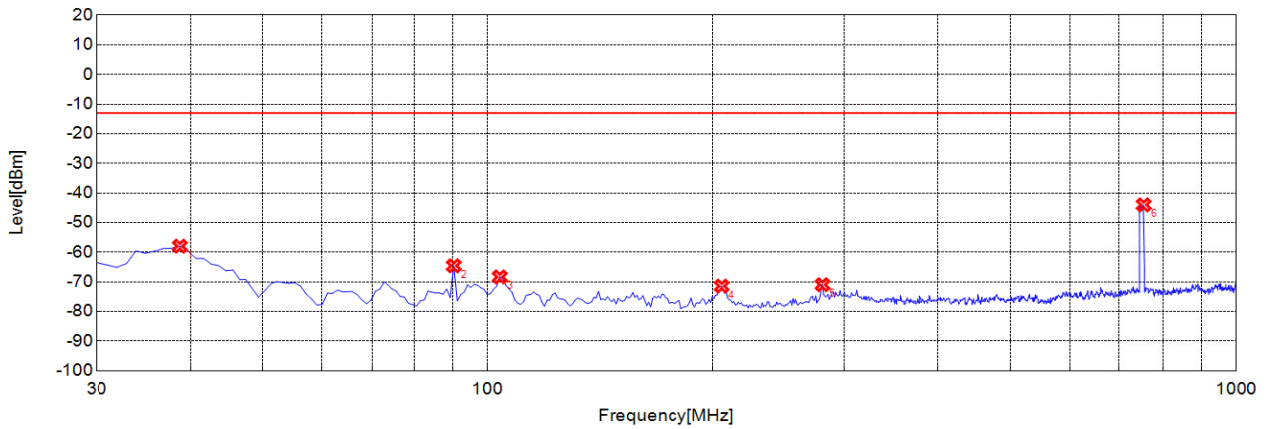
CA_2A-13A Mid 2A_20M 13A_10M 1RB 30M-1G H

Suspected List

NO.	Freq. [MHz]	Level [dBm]	Limit [dBm]	Margin [dB]	Factor [dB]	Path [dB]	Air [dB]	Angle [°]	EUT Pol.	Ant. Pol.
1	34.8550	-53.77	-13.00	40.77	-9.37	-39.58	30.21	18	Z	Horizontal
2	44.5650	-59.5	-13.00	46.50	-7.03	-39.50	32.47	335	Z	Horizontal
3	54.2740	-61.12	-13.00	48.12	-8.69	-39.47	30.78	308	Z	Horizontal
4	104.7650	-68.17	-13.00	55.17	-17.53	-38.70	21.17	149	Z	Horizontal
5	215.4550	-70.38	-13.00	57.38	-13.08	-37.56	24.48	189	Z	Horizontal
6	749.4890	-35.32	-13.00	22.32	-3.02	-34.20	31.18	210	Z	NA



Test Graph

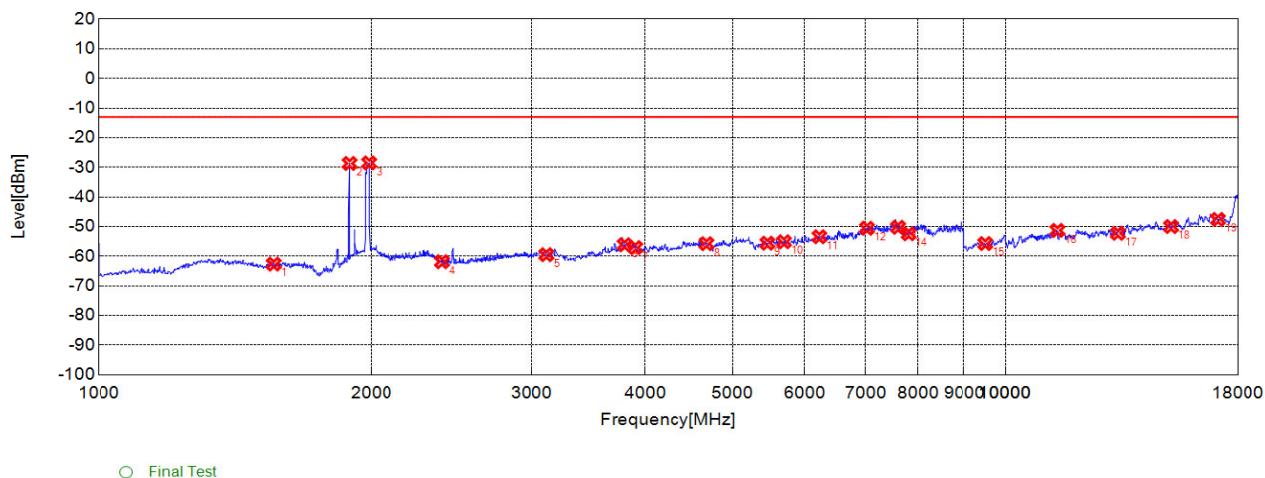


○ Final Test

CA_2A-13A Mid 2A_20M 13A_10M 1RB 30M-1G V

Suspected List										
NO.	Freq. [MHz]	Level [dBm]	Limit [dBm]	Margin [dB]	Factor [dB]	Path [dB]	Air [dB]	Angle [°]	EUT Pol.	Ant. Pol.
1	38.7390	-57.97	-13.00	44.97	-16.41	-39.55	23.14	279	Z	Vertical
2	90.2000	-64.58	-13.00	51.58	-16.50	-38.71	22.21	71	Z	Vertical
3	103.7940	-68.35	-13.00	55.35	-13.84	-38.70	24.86	117	Z	Vertical
4	205.7460	-71.45	-13.00	58.45	-16.44	-37.68	21.24	206	Z	Vertical
5	280.5110	-70.98	-13.00	57.98	-12.48	-37.03	24.55	158	Z	Vertical
6	754.3440	-44.03	-13.00	31.03	-2.48	-34.20	31.72	330	Z	NA

Test Graph

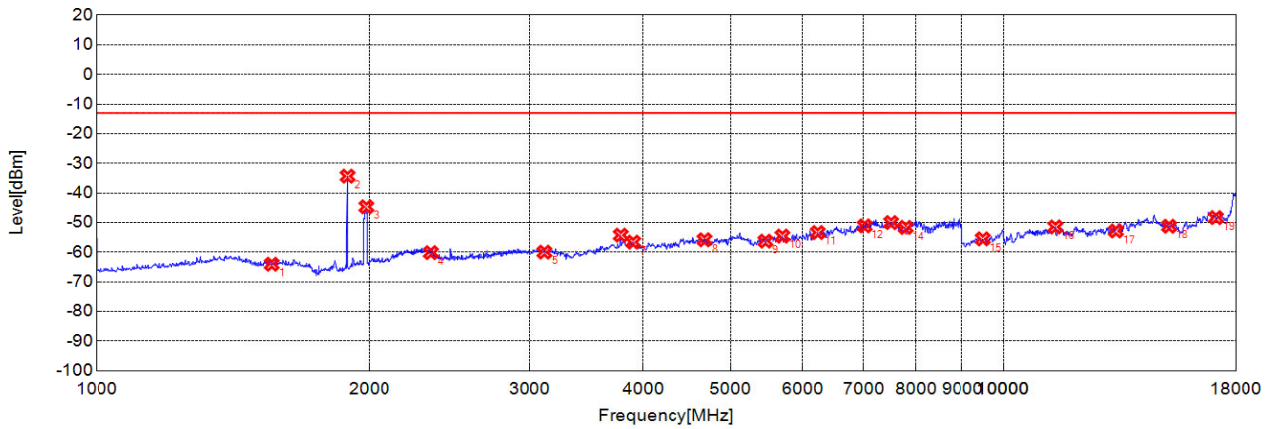


CA_2A-13A Mid 2A_20M 13A_10M 1RB 1-18G H

Suspected List

NO.	Freq. [MHz]	Level [dBm]	Limit [dBm]	Margin [dB]	Factor [dB]	Path [dB]	Air [dB]	Angle [°]	EUT Pol.	Ant. Pol.
1	1560.5610	-62.67	-13.00	49.67	-9.29	-45.71	36.42	29	Z	Horizontal
2	1890.8910	-28.7	-13.00	15.70	-6.33	-46.73	40.40	269	Z	NA
3	1986.9870	-28.52	-13.00	15.52	-4.45	-46.31	41.86	69	Z	NA
4	2393.3930	-61.86	-13.00	48.86	-9.95	-47.34	37.39	166	Z	Horizontal
5	3120.1200	-59.48	-13.00	46.48	-8.36	-47.39	39.03	18	Z	Horizontal
6	3798.7990	-56.12	-13.00	43.12	-6.51	-45.99	39.48	194	Z	Horizontal
7	3900.9010	-57.08	-13.00	44.08	-6.91	-46.73	39.82	225	Z	Horizontal
8	4681.6820	-55.79	-13.00	42.79	-4.05	-44.84	40.79	287	Z	Horizontal
9	5462.4620	-55.61	-13.00	42.61	-2.15	-42.93	40.78	200	Z	Horizontal
10	5696.6970	-55.13	-13.00	42.13	-1.91	-42.74	40.83	285	Z	Horizontal
11	6231.2310	-53.43	-13.00	40.43	-0.24	-42.01	41.77	276	Z	Horizontal
12	7030.0300	-50.57	-13.00	37.57	4.52	-39.88	44.40	335	Z	Horizontal
13	7606.6070	-50.25	-13.00	37.25	7.24	-37.81	45.05	298	Z	Horizontal
14	7810.8110	-52.43	-13.00	39.43	6.57	-38.11	44.68	226	Z	Horizontal
15	9504.5050	-55.73	-13.00	42.73	10.83	-37.36	48.19	272	Z	Horizontal
16	11396.3960	-51.29	-13.00	38.29	16.10	-33.33	49.43	74	Z	Horizontal
17	13306.3060	-52.28	-13.00	39.28	20.57	-29.02	49.59	251	Z	Horizontal
18	15207.2070	-49.99	-13.00	36.99	21.05	-29.35	50.40	164	Z	Horizontal
19	17108.1080	-47.58	-13.00	34.58	23.93	-27.49	51.42	78	Z	Horizontal

Test Graph

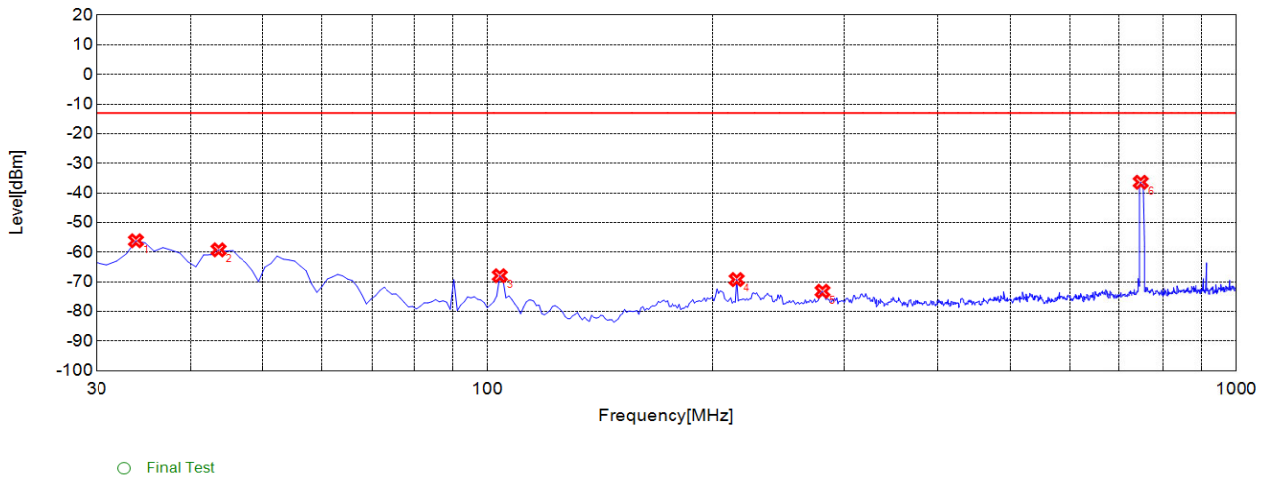


CA_2A-13A High 2A_20M 13A_10M 1RB 1-18G V

Suspected List

NO.	Freq. [MHz]	Level [dBm]	Limit [dBm]	Margin [dB]	Factor [dB]	Path [dB]	Air [dB]	Angle [°]	EUT Pol.	Ant. Pol.
1	1560.5610	-64.06	-13.00	51.06	-10.04	-45.71	35.67	19	Z	Vertical
2	1890.8910	-34.34	-13.00	21.34	-11.12	-46.73	35.61	344	Z	NA
3	1982.9830	-44.68	-13.00	31.68	-10.18	-46.32	36.14	293	Z	NA
4	2339.3390	-60.15	-13.00	47.15	-8.23	-46.50	38.27	290	Z	Vertical
5	3120.1200	-59.98	-13.00	46.98	-8.80	-47.39	38.59	33	Z	Vertical
6	3780.7810	-54.25	-13.00	41.25	-7.54	-46.60	39.06	267	Z	Vertical
7	3900.9010	-56.59	-13.00	43.59	-7.37	-46.73	39.36	332	Z	Vertical
8	4681.6820	-55.81	-13.00	42.81	-4.27	-44.84	40.57	153	Z	Vertical
9	5462.4620	-56.26	-13.00	43.26	-2.45	-42.93	40.48	273	Z	Vertical
10	5702.7030	-54.55	-13.00	41.55	-2.06	-42.74	40.68	42	Z	Vertical
11	6237.2370	-53.36	-13.00	40.36	-0.34	-41.95	41.61	189	Z	Vertical
12	7024.0240	-51.12	-13.00	38.12	4.33	-39.87	44.20	358	Z	Vertical
13	7510.5110	-50	-13.00	37.00	7.55	-38.17	45.72	358	Z	Vertical
14	7792.7930	-51.62	-13.00	38.62	6.29	-38.21	44.50	266	Z	Vertical
15	9495.4950	-55.5	-13.00	42.50	10.99	-37.44	48.43	292	Z	Vertical
16	11396.3960	-51.49	-13.00	38.49	15.98	-33.33	49.31	241	Z	Vertical
17	13306.3060	-52.83	-13.00	39.83	20.19	-29.02	49.21	141	Z	Vertical
18	15207.2070	-51.24	-13.00	38.24	19.74	-29.35	49.09	12	Z	Vertical
19	17108.1080	-48.33	-13.00	35.33	23.11	-27.49	50.60	124	Z	Vertical

Test Graph



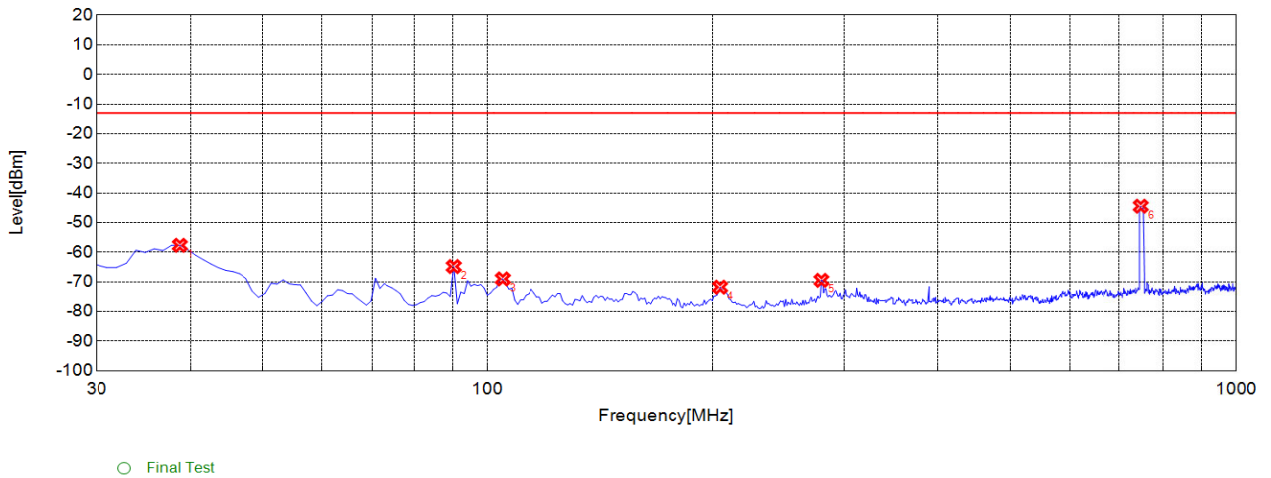
CA_2A-13A High 2A_20M 13A_10M 1RB 30M-1G H

Suspected List

NO.	Freq. [MHz]	Level [dBm]	Limit [dBm]	Margin [dB]	Factor [dB]	Path [dB]	Air [dB]	Angle [°]	EUT Pol.	Ant. Pol.
1	33.8840	-56.14	-13.00	43.14	-9.81	-39.59	29.78	264	Z	Horizontal
2	43.5940	-59.21	-13.00	46.21	-7.04	-39.51	32.47	192	Z	Horizontal
3	103.7940	-67.95	-13.00	54.95	-17.50	-38.70	21.20	98	Z	Horizontal
4	215.4550	-69.24	-13.00	56.24	-13.08	-37.56	24.48	36	Z	Horizontal
5	280.5110	-73.19	-13.00	60.19	-12.02	-37.03	25.01	94	Z	Horizontal
6	747.5480	-36.39	-13.00	23.39	-3.07	-34.21	31.14	49	Z	NA



Test Graph



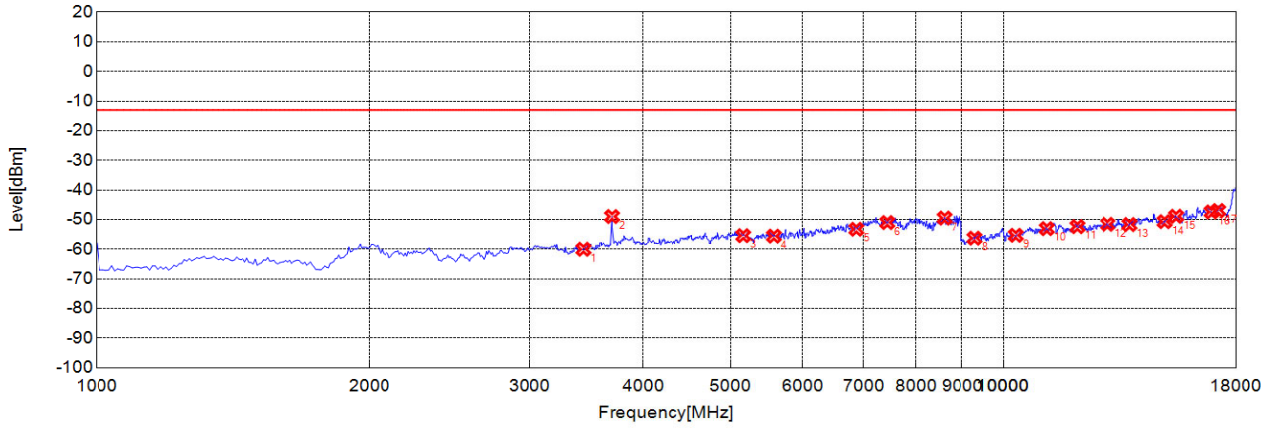
CA_2A-13A High 2A_20M 13A_10M 1RB 30M-1G V

Suspected List										
NO.	Freq. [MHz]	Level [dBm]	Limit [dBm]	Margin [dB]	Factor [dB]	Path [dB]	Air [dB]	Angle [°]	EUT Pol.	Ant. Pol.
1	38.7390	-57.67	-13.00	44.67	-16.41	-39.55	23.14	14	Z	Vertical
2	90.2000	-64.85	-13.00	51.85	-16.50	-38.71	22.21	218	Z	Vertical
3	104.7650	-69.03	-13.00	56.03	-14.20	-38.70	24.50	207	Z	Vertical
4	204.7750	-71.81	-13.00	58.81	-16.40	-37.71	21.31	24	Z	Vertical
5	279.5400	-69.51	-13.00	56.51	-12.54	-37.04	24.50	21	Z	Vertical
6	747.5480	-44.48	-13.00	31.48	-2.78	-34.21	31.43	144	Z	NA



2A_66A

Test Graph



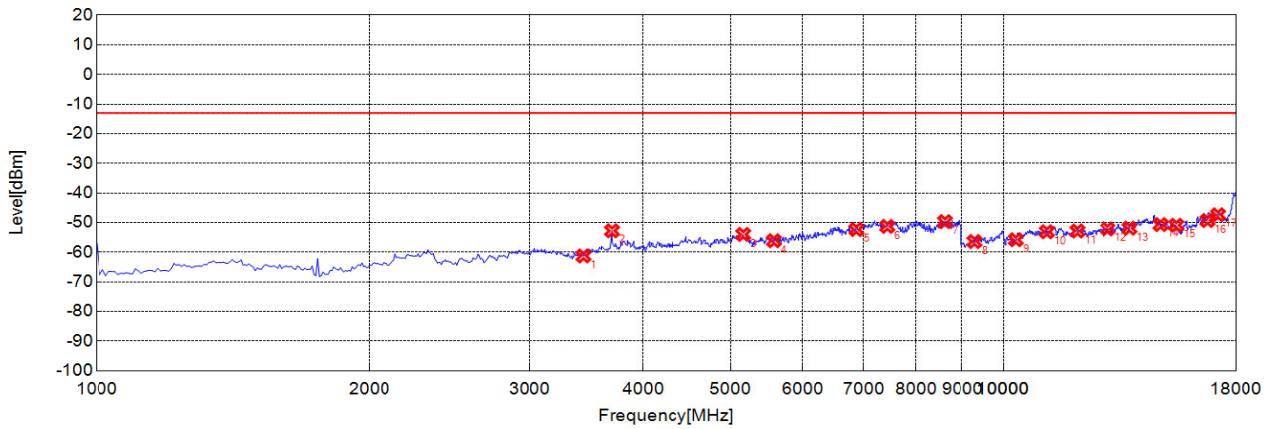
○ Final Test

CA_2A-66A Low 20M 1RB 1-18G H

Suspected List

NO.	Freq. [MHz]	Level [dBm]	Limit [dBm]	Margin [dB]	Factor [dB]	Path [dB]	Air [dB]	Angle [°]	EUT Pol.	Ant. Pol.
1	3442.4420	-60.02	-13.00	47.02	-8.90	-47.52	38.62	54	Z	Horizontal
2	3698.6990	-48.98	-13.00	35.98	-7.49	-46.62	39.13	231	Z	Horizontal
3	5164.1640	-55.44	-13.00	42.44	-2.34	-43.63	41.29	150	Z	Horizontal
4	5580.5810	-55.61	-13.00	42.61	-2.21	-43.00	40.79	272	Z	Horizontal
5	6877.8780	-53.27	-13.00	40.27	2.65	-40.62	43.27	280	Z	Horizontal
6	7438.4380	-51.01	-13.00	38.01	6.90	-38.85	45.75	193	Z	Horizontal
7	8599.6000	-49.5	-13.00	36.50	7.65	-38.52	46.17	77	Z	Horizontal
8	9297.2970	-56.29	-13.00	43.29	11.40	-37.29	48.69	174	Z	Horizontal
9	10315.3150	-55.32	-13.00	42.32	12.53	-36.29	48.82	95	Z	Horizontal
10	11153.1530	-53.07	-13.00	40.07	13.91	-34.77	48.68	177	Z	Horizontal
11	12045.0450	-52.38	-13.00	39.38	18.16	-31.25	49.41	138	Z	Horizontal
12	13018.0180	-51.61	-13.00	38.61	20.32	-29.83	50.15	111	Z	Horizontal
13	13765.7660	-51.69	-13.00	38.69	21.00	-28.67	49.67	277	Z	Horizontal
14	15036.0360	-50.71	-13.00	37.71	20.50	-29.34	49.84	84	Z	Horizontal
15	15477.4770	-48.9	-13.00	35.90	22.00	-28.86	50.86	201	Z	Horizontal
16	16918.9190	-47.44	-13.00	34.44	24.36	-27.94	52.30	66	Z	Horizontal
17	17207.2070	-46.94	-13.00	33.94	24.56	-27.14	51.70	239	Z	Horizontal

Test Graph



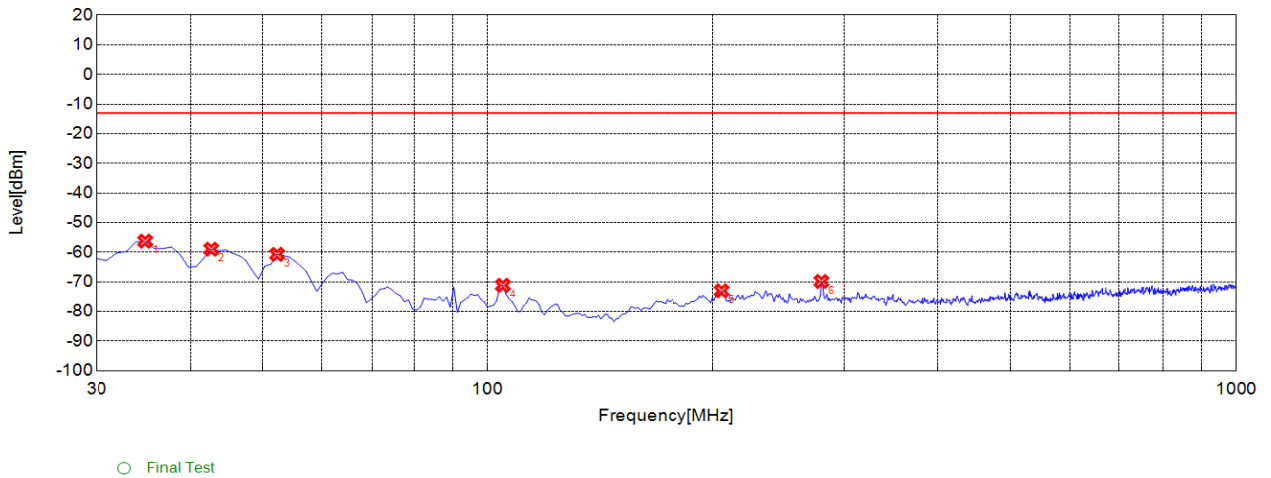
CA_2A-66A Low 20M 1RB 1-18G V

Suspected List

NO.	Freq. [MHz]	Level [dBm]	Limit [dBm]	Margin [dB]	Factor [dB]	Path [dB]	Air [dB]	Angle [°]	EUT Pol.	Ant. Pol.
1	3442.4420	-61.26	-13.00	48.26	-9.51	-47.52	38.01	143	Z	Vertical
2	3698.6990	-52.78	-13.00	39.78	-7.55	-46.62	39.07	82	Z	Vertical
3	5164.1640	-54	-13.00	41.00	-2.46	-43.63	41.17	6	Z	Vertical
4	5580.5810	-56.13	-13.00	43.13	-2.62	-43.00	40.38	1	Z	Vertical
5	6877.8780	-52.35	-13.00	39.35	2.86	-40.62	43.48	143	Z	Vertical
6	7438.4380	-51.29	-13.00	38.29	6.58	-38.85	45.43	160	Z	Vertical
7	8607.6080	-49.69	-13.00	36.69	7.48	-38.58	46.06	261	Z	Vertical
8	9297.2970	-56.42	-13.00	43.42	11.28	-37.29	48.57	26	Z	Vertical
9	10315.3150	-55.8	-13.00	42.80	12.44	-36.29	48.73	319	Z	Vertical
10	11153.1530	-53.1	-13.00	40.10	14.12	-34.77	48.89	141	Z	Vertical
11	12045.0450	-52.85	-13.00	39.85	17.61	-31.25	48.86	291	Z	Vertical
12	13018.0180	-52.17	-13.00	39.17	19.55	-29.83	49.38	72	Z	Vertical
13	13765.7660	-51.91	-13.00	38.91	20.88	-28.67	49.55	192	Z	Vertical
14	14882.8830	-50.68	-13.00	37.68	20.29	-29.66	49.95	264	Z	Vertical
15	15486.4860	-50.89	-13.00	37.89	19.88	-28.88	48.76	98	Z	Vertical
16	16747.7480	-49.31	-13.00	36.31	22.14	-28.73	50.87	320	Z	Vertical
17	17198.1980	-47.37	-13.00	34.37	23.64	-27.23	50.87	19	Z	Vertical



Test Graph

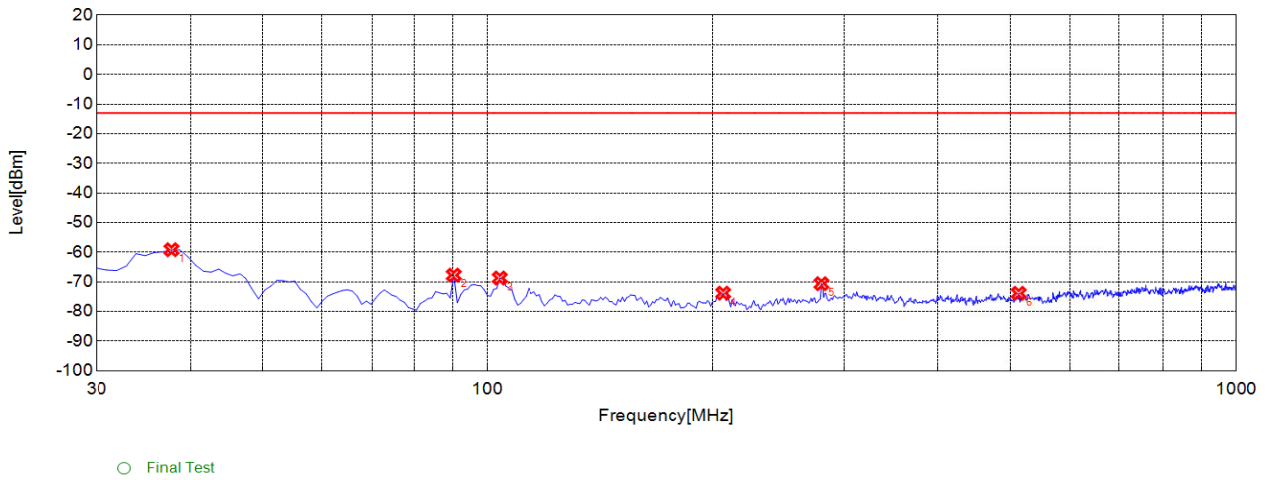


CA_2A-66A Low 20M 1RB 30M-1G H

Suspected List

NO.	Freq. [MHz]	Level [dBm]	Limit [dBm]	Margin [dB]	Factor [dB]	Path [dB]	Air [dB]	Angle [°]	EUT Pol.	Ant. Pol.
1	34.8550	-56.26	-13.00	43.26	-9.37	-39.58	30.21	231	Z	Horizontal
2	42.6230	-58.97	-13.00	45.97	-7.05	-39.52	32.47	86	Z	Horizontal
3	52.3320	-60.73	-13.00	47.73	-7.93	-39.47	31.54	22	Z	Horizontal
4	104.7650	-71.18	-13.00	58.18	-17.53	-38.70	21.17	234	Z	Horizontal
5	205.7460	-73.04	-13.00	60.04	-14.42	-37.68	23.26	309	Z	Horizontal
6	279.5400	-69.88	-13.00	56.88	-12.04	-37.04	25.00	160	Z	Horizontal

Test Graph

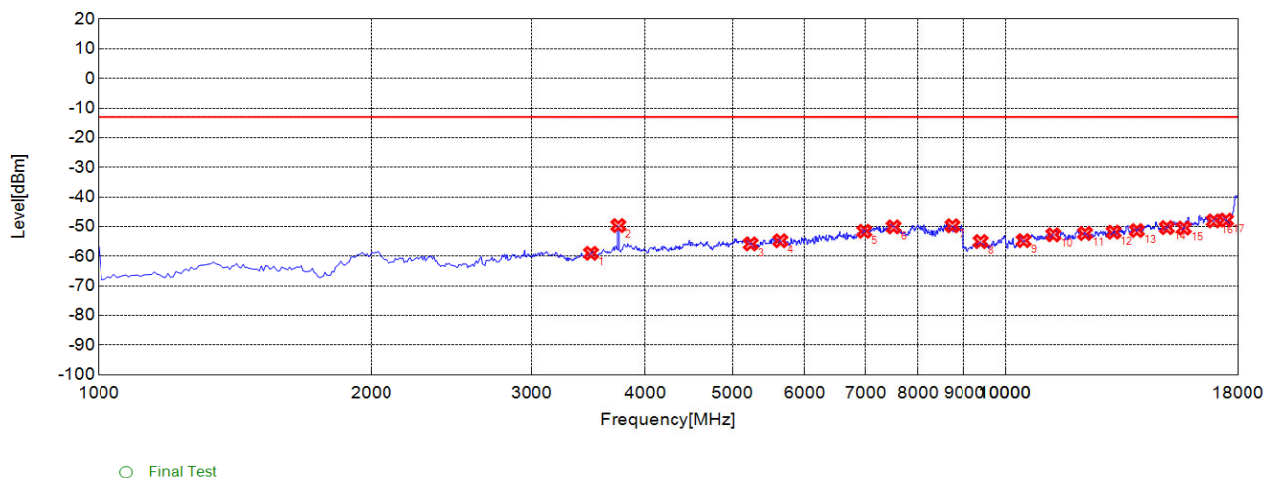


CA_2A-66A Low 20M 1RB 30M-1G V

Suspected List

NO.	Freq. [MHz]	Level [dBm]	Limit [dBm]	Margin [dB]	Factor [dB]	Path [dB]	Air [dB]	Angle [°]	EUT Pol.	Ant. Pol.
1	37.7680	-59.16	-13.00	46.16	-16.48	-39.56	23.08	213	Z	Vertical
2	90.2000	-67.75	-13.00	54.75	-16.50	-38.71	22.21	58	Z	Vertical
3	103.7940	-68.72	-13.00	55.72	-13.84	-38.70	24.86	294	Z	Vertical
4	206.7170	-73.83	-13.00	60.83	-16.50	-37.66	21.16	249	Z	Vertical
5	279.5400	-70.63	-13.00	57.63	-12.54	-37.04	24.50	28	Z	Vertical
6	513.5440	-73.88	-13.00	60.88	-7.30	-35.15	27.85	164	Z	Vertical

Test Graph

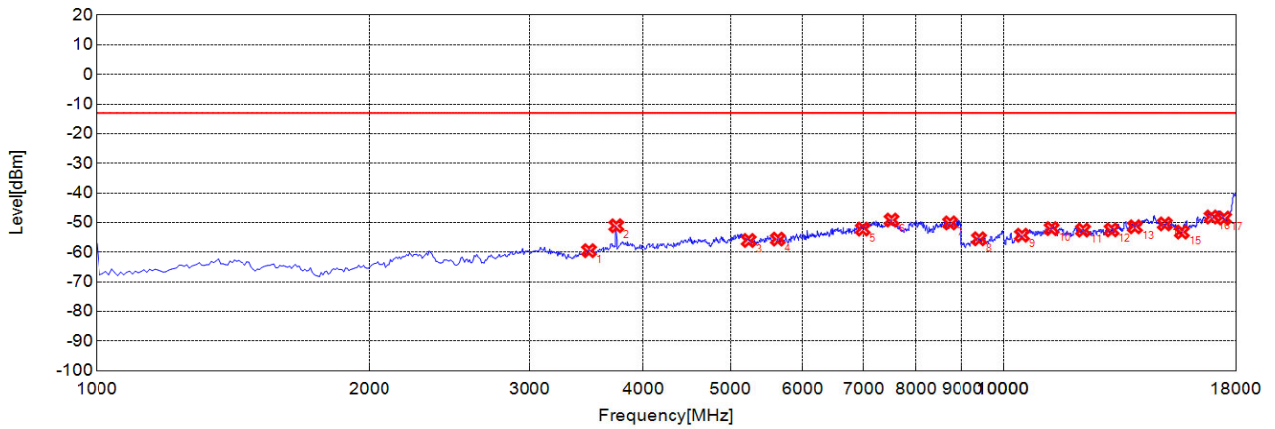


CA_2A-66A Mid 20M 1RB 1-18G H

Suspected List

NO.	Freq. [MHz]	Level [dBm]	Limit [dBm]	Margin [dB]	Factor [dB]	Path [dB]	Air [dB]	Angle [°]	EUT Pol.	Ant. Pol.
1	3490.4900	-59.03	-13.00	46.03	-8.44	-47.40	38.96	301	Z	Horizontal
2	3738.7390	-49.66	-13.00	36.66	-8.14	-47.41	39.27	85	Z	Horizontal
3	5236.2360	-55.85	-13.00	42.85	-2.54	-43.40	40.86	77	Z	Horizontal
4	5644.6450	-54.79	-13.00	41.79	-2.03	-42.85	40.82	8	Z	Horizontal
5	6981.9820	-51.6	-13.00	38.60	3.99	-40.09	44.08	177	Z	Horizontal
6	7518.5190	-50.12	-13.00	37.12	7.76	-38.24	46.00	316	Z	Horizontal
7	8727.7280	-49.73	-13.00	36.73	7.68	-39.01	46.69	309	Z	Horizontal
8	9396.3960	-55.07	-13.00	42.07	12.63	-36.40	49.03	218	Z	Horizontal
9	10468.4680	-54.74	-13.00	41.74	12.69	-36.33	49.02	129	Z	Horizontal
10	11279.2790	-52.78	-13.00	39.78	14.70	-34.15	48.85	342	Z	Horizontal
11	12216.2160	-52.34	-13.00	39.34	18.02	-31.25	49.27	91	Z	Horizontal
12	13162.1620	-51.89	-13.00	38.89	20.23	-29.49	49.72	122	Z	Horizontal
13	13954.9550	-51.34	-13.00	38.34	20.92	-28.63	49.55	321	Z	Horizontal
14	15045.0450	-50.36	-13.00	37.36	20.66	-29.19	49.85	46	Z	Horizontal
15	15702.7030	-50.51	-13.00	37.51	21.14	-29.81	50.95	133	Z	Horizontal
16	16927.9280	-48.1	-13.00	35.10	23.95	-28.31	52.26	263	Z	Horizontal
17	17459.4590	-47.82	-13.00	34.82	23.86	-27.15	51.01	185	Z	Horizontal

Test Graph



○ Final Test

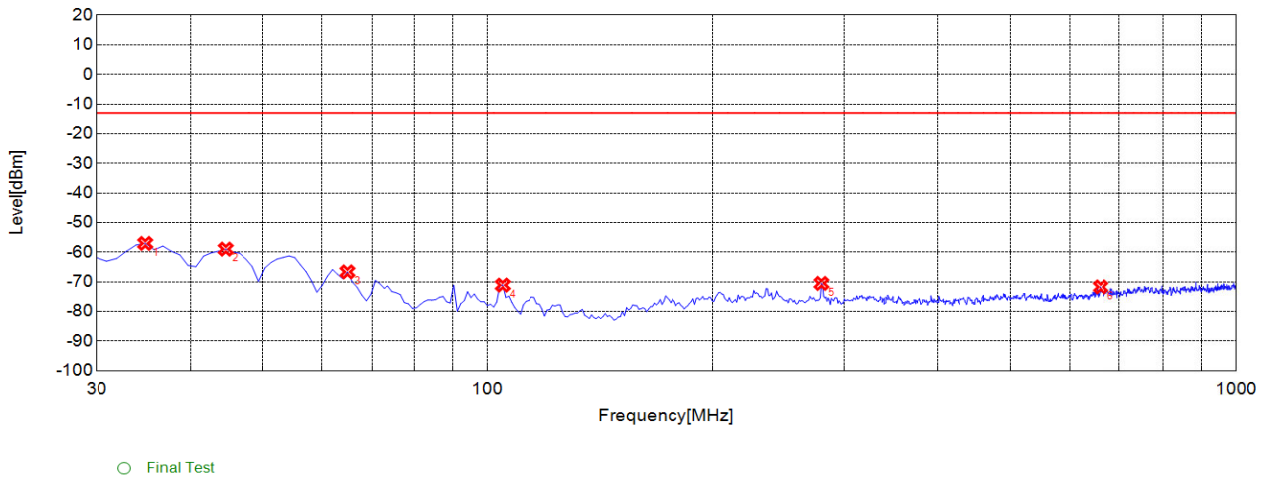
CA_2A-66A Mid 20M 1RB 1-18G V

Suspected List

NO.	Freq. [MHz]	Level [dBm]	Limit [dBm]	Margin [dB]	Factor [dB]	Path [dB]	Air [dB]	Angle [°]	EUT Pol.	Ant. Pol.
1	3490.4900	-59.49	-13.00	46.49	-8.92	-47.40	38.48	48	Z	Vertical
2	3738.7390	-51.09	-13.00	38.09	-8.34	-47.41	39.07	62	Z	Vertical
3	5236.2360	-56.04	-13.00	43.04	-2.87	-43.40	40.53	162	Z	Vertical
4	5636.6370	-55.58	-13.00	42.58	-2.43	-42.90	40.47	310	Z	Vertical
5	6989.9900	-52.19	-13.00	39.19	3.98	-39.97	43.95	285	Z	Vertical
6	7518.5190	-49.16	-13.00	36.16	7.44	-38.24	45.68	358	Z	Vertical
7	8719.7200	-50.12	-13.00	37.12	7.62	-38.91	46.53	274	Z	Vertical
8	9405.4050	-55.49	-13.00	42.49	12.56	-36.48	49.04	191	Z	Vertical
9	10477.4770	-54.27	-13.00	41.27	12.55	-36.32	48.87	82	Z	Vertical
10	11288.2880	-52.05	-13.00	39.05	14.89	-33.99	48.88	239	Z	Vertical
11	12216.2160	-52.53	-13.00	39.53	17.60	-31.25	48.85	95	Z	Vertical
12	13162.1620	-52.48	-13.00	39.48	19.65	-29.49	49.14	240	Z	Vertical
13	13954.9550	-51.43	-13.00	38.43	21.06	-28.63	49.69	93	Z	Vertical
14	15045.0450	-50.46	-13.00	37.46	20.38	-29.19	49.57	191	Z	Vertical
15	15702.7030	-53.21	-13.00	40.21	18.54	-29.81	48.35	344	Z	Vertical
16	16918.9190	-48.13	-13.00	35.13	23.77	-27.94	51.71	330	Z	Vertical
17	17459.4590	-48.49	-13.00	35.49	23.01	-27.15	50.16	252	Z	Vertical



Test Graph

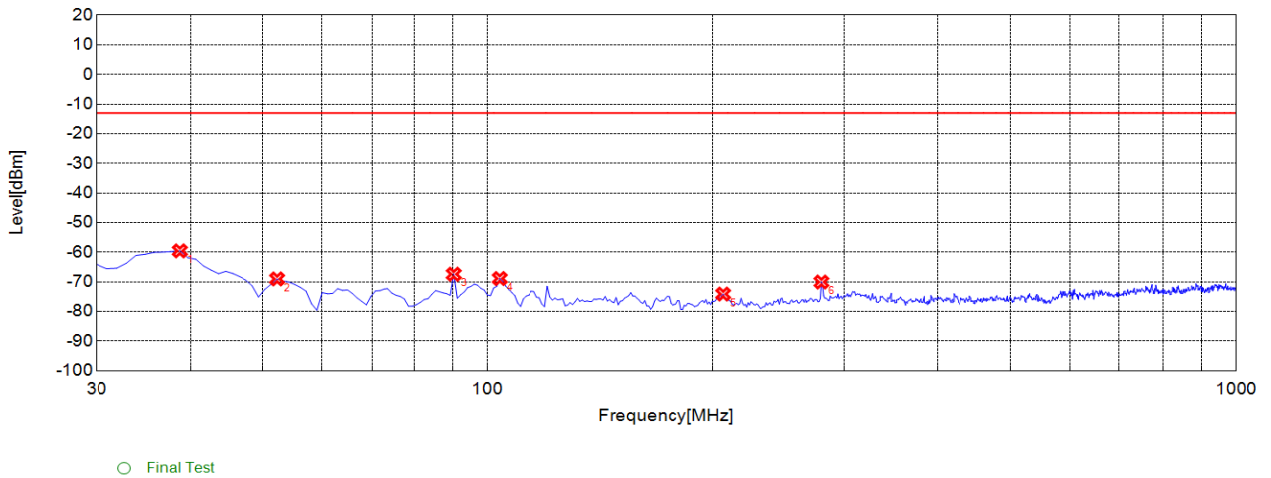


CA_2A-66A Mid 20M 1RB 30M-1G H

Suspected List

NO.	Freq. [MHz]	Level [dBm]	Limit [dBm]	Margin [dB]	Factor [dB]	Path [dB]	Air [dB]	Angle [°]	EUT Pol.	Ant. Pol.
1	34.8550	-57.04	-13.00	44.04	-9.37	-39.58	30.21	233	Z	Horizontal
2	44.5650	-58.96	-13.00	45.96	-7.03	-39.50	32.47	87	Z	Horizontal
3	64.9550	-66.65	-13.00	53.65	-13.42	-39.50	26.08	18	Z	Horizontal
4	104.7650	-71.11	-13.00	58.11	-17.53	-38.70	21.17	87	Z	Horizontal
5	279.5400	-70.54	-13.00	57.54	-12.04	-37.04	25.00	25	Z	Horizontal
6	660.1600	-71.73	-13.00	58.73	-4.32	-34.40	30.08	84	Z	Horizontal

Test Graph



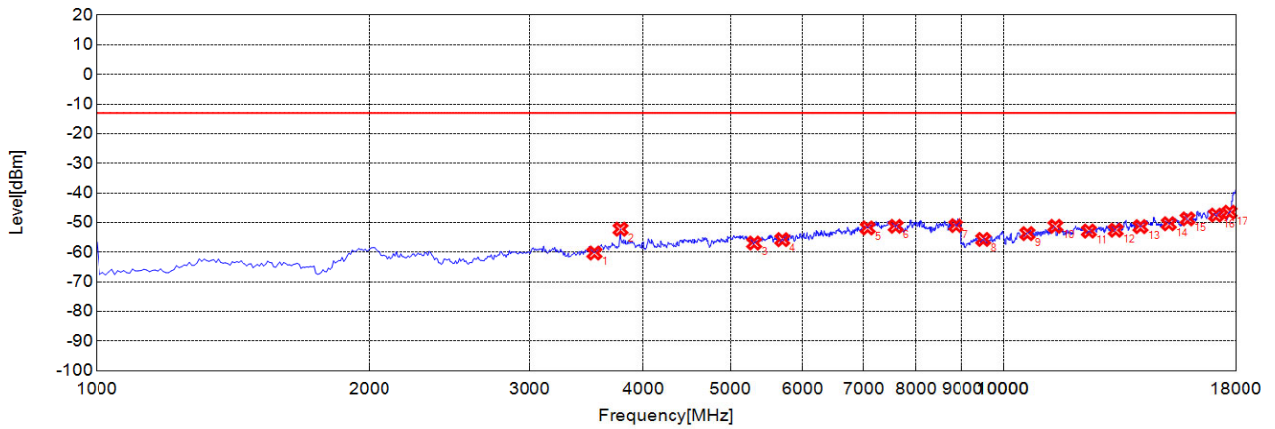
CA_2A-66A Mid 20M 1RB 30M-1G V

Suspected List

NO.	Freq. [MHz]	Level [dBm]	Limit [dBm]	Margin [dB]	Factor [dB]	Path [dB]	Air [dB]	Angle [°]	EUT Pol.	Ant. Pol.
1	38.7390	-59.55	-13.00	46.55	-16.41	-39.55	23.14	265	Z	Vertical
2	52.3320	-69.03	-13.00	56.03	-15.94	-39.47	23.53	5	Z	Vertical
3	90.2000	-67.43	-13.00	54.43	-16.50	-38.71	22.21	73	Z	Vertical
4	103.7940	-68.89	-13.00	55.89	-13.84	-38.70	24.86	128	Z	Vertical
5	206.7170	-74.13	-13.00	61.13	-16.50	-37.66	21.16	260	Z	Vertical
6	279.5400	-70.07	-13.00	57.07	-12.54	-37.04	24.50	343	Z	Vertical



Test Graph



○ Final Test

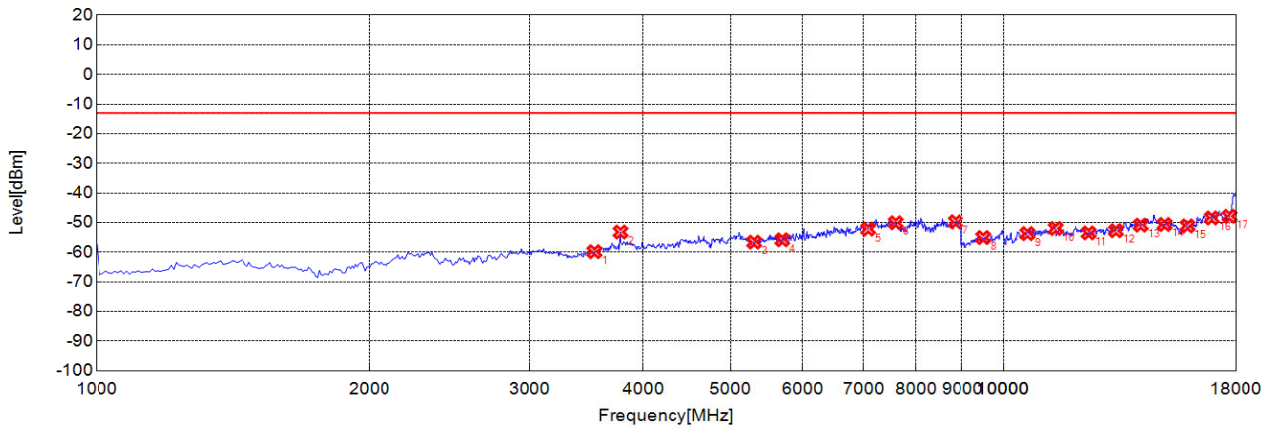
CA_2A-66A High 20M 1RB 1-18G H

Suspected List

NO.	Freq. [MHz]	Level [dBm]	Limit [dBm]	Margin [dB]	Factor [dB]	Path [dB]	Air [dB]	Angle [°]	EUT Pol.	Ant. Pol.
1	3538.5390	-60.28	-13.00	47.28	-8.72	-47.85	39.13	169	Z	Horizontal
2	3778.7790	-52.23	-13.00	39.23	-7.26	-46.67	39.41	337	Z	Horizontal
3	5308.3080	-56.92	-13.00	43.92	-2.95	-43.34	40.39	118	Z	Horizontal
4	5700.7010	-55.77	-13.00	42.77	-1.91	-42.74	40.83	14	Z	Horizontal
5	7078.0780	-51.82	-13.00	38.82	4.82	-39.84	44.66	230	Z	Horizontal
6	7598.5990	-51.27	-13.00	38.27	7.29	-37.78	45.07	299	Z	Horizontal
7	8855.8560	-51.03	-13.00	38.03	7.76	-38.96	46.72	190	Z	Horizontal
8	9504.5050	-55.69	-13.00	42.69	10.83	-37.36	48.19	359	Z	Horizontal
9	10621.6220	-53.73	-13.00	40.73	13.32	-35.36	48.68	247	Z	Horizontal
10	11396.3960	-51.27	-13.00	38.27	16.10	-33.33	49.43	102	Z	Horizontal
11	12396.3960	-52.87	-13.00	39.87	17.55	-31.20	48.75	281	Z	Horizontal
12	13297.2970	-52.58	-13.00	39.58	20.36	-29.20	49.56	165	Z	Horizontal
13	14153.1530	-51.37	-13.00	38.37	20.63	-29.38	50.01	227	Z	Horizontal
14	15198.1980	-50.41	-13.00	37.41	21.21	-29.15	50.36	310	Z	Horizontal
15	15927.9280	-48.76	-13.00	35.76	22.51	-28.25	50.76	235	Z	Horizontal
16	17108.1080	-47.48	-13.00	34.48	23.93	-27.49	51.42	297	Z	Horizontal
17	17702.7030	-46.51	-13.00	33.51	25.81	-26.28	52.09	217	Z	Horizontal



Test Graph

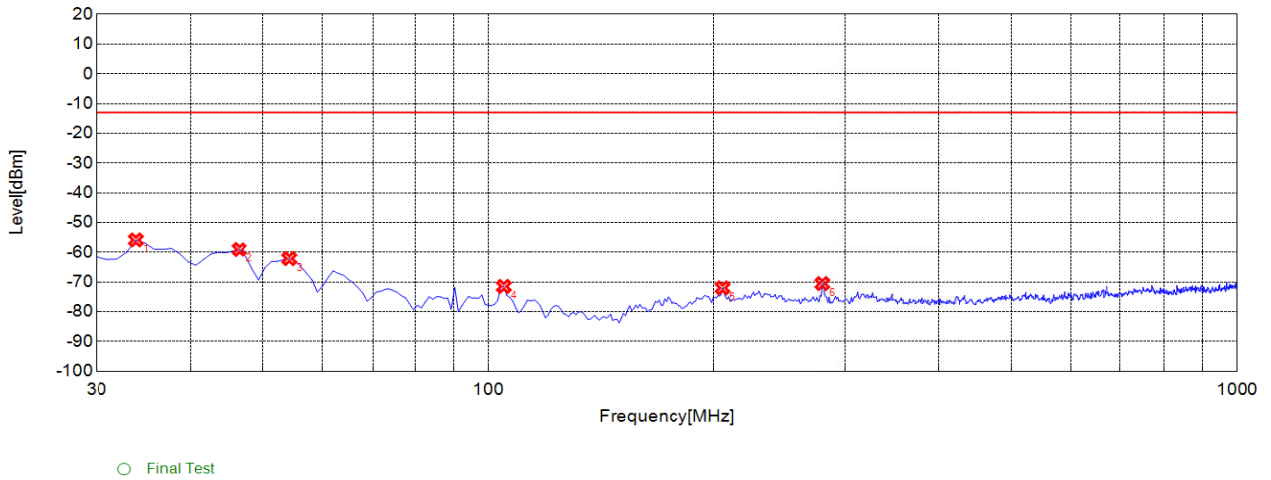


CA_2A-66A High 20M 1RB 1-18G V

Suspected List

NO.	Freq. [MHz]	Level [dBm]	Limit [dBm]	Margin [dB]	Factor [dB]	Path [dB]	Air [dB]	Angle [°]	EUT Pol.	Ant. Pol.
1	3538.5390	-59.83	-13.00	46.83	-9.23	-47.85	38.62	50	Z	Vertical
2	3778.7790	-53.2	-13.00	40.20	-7.61	-46.67	39.06	195	Z	Vertical
3	5308.3080	-56.61	-13.00	43.61	-3.33	-43.34	40.01	339	Z	Vertical
4	5700.7010	-55.82	-13.00	42.82	-2.07	-42.74	40.67	93	Z	Vertical
5	7086.0860	-52.22	-13.00	39.22	4.94	-39.82	44.76	129	Z	Vertical
6	7598.5990	-50.08	-13.00	37.08	7.40	-37.78	45.18	351	Z	Vertical
7	8847.8480	-49.74	-13.00	36.74	7.73	-38.91	46.64	319	Z	Vertical
8	9504.5050	-55.07	-13.00	42.07	11.05	-37.36	48.41	327	Z	Vertical
9	10621.6220	-53.73	-13.00	40.73	13.51	-35.36	48.87	150	Z	Vertical
10	11405.4050	-52	-13.00	39.00	15.83	-33.51	49.34	283	Z	Vertical
11	12387.3870	-53.5	-13.00	40.50	16.82	-31.21	48.03	218	Z	Vertical
12	13306.3060	-52.76	-13.00	39.76	20.19	-29.02	49.21	94	Z	Vertical
13	14162.1620	-50.87	-13.00	37.87	21.19	-29.28	50.47	304	Z	Vertical
14	15036.0360	-50.64	-13.00	37.64	20.27	-29.34	49.61	120	Z	Vertical
15	15927.9280	-51.13	-13.00	38.13	20.02	-28.25	48.27	332	Z	Vertical
16	16927.9280	-48.45	-13.00	35.45	23.37	-28.31	51.68	21	Z	Vertical
17	17702.7030	-47.9	-13.00	34.90	24.87	-26.28	51.15	148	Z	Vertical

Test Graph



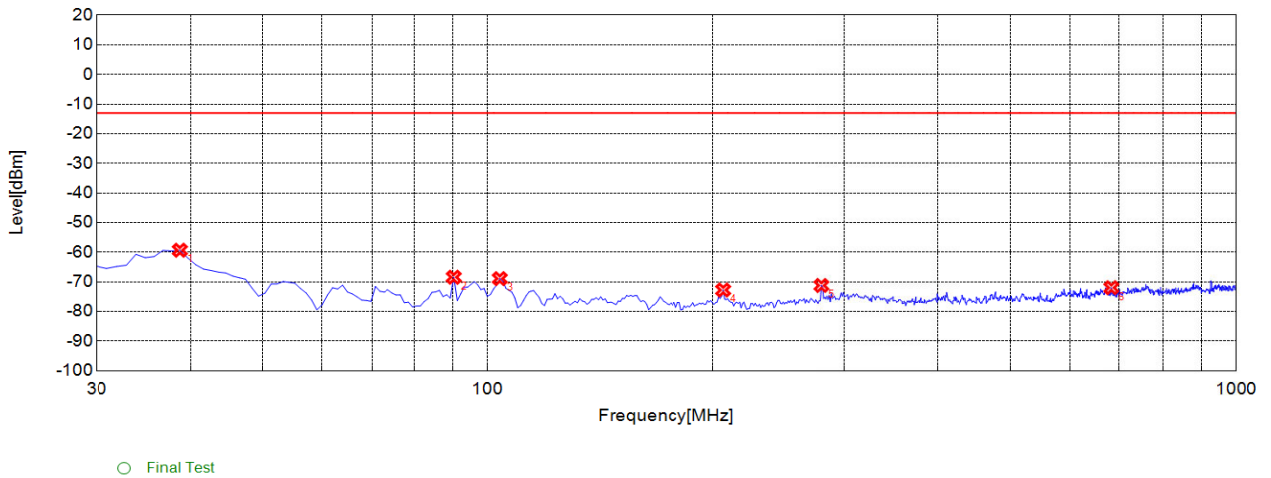
CA_2A-66A High 20M 1RB 30M-1G H

Suspected List

NO.	Freq. [MHz]	Level [dBm]	Limit [dBm]	Margin [dB]	Factor [dB]	Path [dB]	Air [dB]	Angle [°]	EUT Pol.	Ant. Pol.
1	33.8840	-55.86	-13.00	42.86	-9.81	-39.59	29.78	236	Z	Horizontal
2	46.5070	-59.07	-13.00	46.07	-7.03	-39.49	32.46	133	Z	Horizontal
3	54.2740	-62.14	-13.00	49.14	-8.69	-39.47	30.78	312	Z	Horizontal
4	104.7650	-71.5	-13.00	58.50	-17.53	-38.70	21.17	92	Z	Horizontal
5	205.7460	-71.99	-13.00	58.99	-14.42	-37.68	23.26	30	Z	Horizontal
6	279.5400	-70.53	-13.00	57.53	-12.04	-37.04	25.00	206	Z	Horizontal



Test Graph

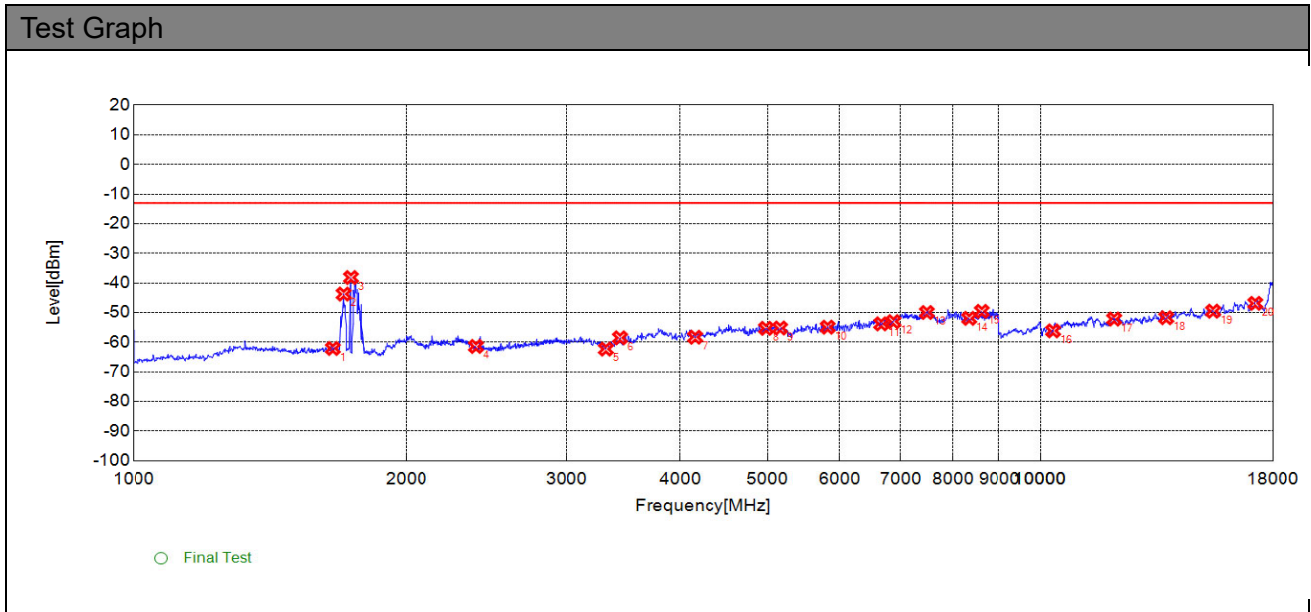


CA_2A-66A High 20M 1RB 30M-1G V

Suspected List										
NO.	Freq. [MHz]	Level [dBm]	Limit [dBm]	Margin [dB]	Factor [dB]	Path [dB]	Air [dB]	Angle [°]	EUT Pol.	Ant. Pol.
1	38.7390	-59.34	-13.00	46.34	-16.41	-39.55	23.14	282	Z	Vertical
2	90.2000	-68.44	-13.00	55.44	-16.50	-38.71	22.21	49	Z	Vertical
3	103.7940	-68.92	-13.00	55.92	-13.84	-38.70	24.86	269	Z	Vertical
4	206.7170	-72.76	-13.00	59.76	-16.50	-37.66	21.16	10	Z	Vertical
5	279.5400	-71.23	-13.00	58.23	-12.54	-37.04	24.50	283	Z	Vertical
6	683.4630	-71.99	-13.00	58.99	-4.75	-34.39	29.64	294	Z	Vertical



4A_5A



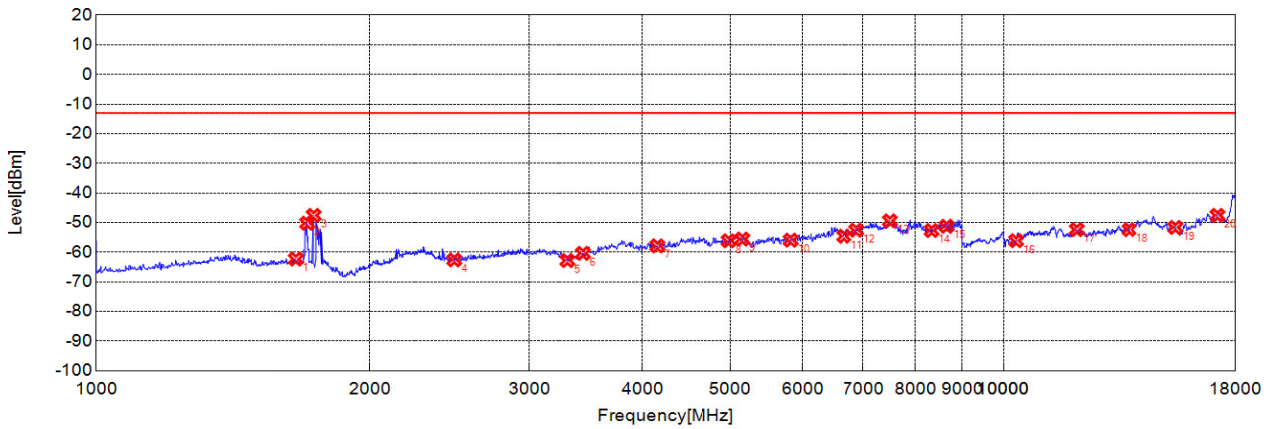
CA_4A-5A Low 4A_20M 5A_ 10M 1RB 1-18G H

Suspected List

NO.	Freq. [MHz]	Level [dBm]	Limit [dBm]	Margin [dB]	Factor [dB]	Path [dB]	Air [dB]	Angle [°]	EUT Pol.	Ant. Pol.
1	1658.6590	-62.12	-13.00	49.12	-8.87	-46.26	37.39	168	Z	Horizontal
2	1704.7050	-43.76	-13.00	30.76	-8.42	-46.35	37.93	33	Z	NA
3	1736.7370	-38.18	-13.00	25.18	-8.32	-46.29	37.97	320	Z	NA
4	2387.3870	-61.43	-13.00	48.43	-9.72	-47.23	37.51	85	Z	Horizontal
5	3318.3180	-62.34	-13.00	49.34	-10.01	-48.05	38.04	122	Z	Horizontal
6	3438.4380	-58.53	-13.00	45.53	-8.93	-47.52	38.59	51	Z	Horizontal
7	4153.1530	-58.31	-13.00	45.31	-7.28	-47.08	39.80	284	Z	Horizontal
8	4981.9820	-55.33	-13.00	42.33	-2.89	-44.20	41.31	35	Z	Horizontal
9	5162.1620	-55.22	-13.00	42.22	-2.36	-43.66	41.30	249	Z	Horizontal
10	5822.8230	-54.93	-13.00	41.93	-1.24	-42.62	41.38	258	Z	Horizontal
11	6669.6700	-53.81	-13.00	40.81	1.25	-41.80	43.05	22	Z	Horizontal
12	6879.8800	-53.06	-13.00	40.06	2.69	-40.59	43.28	41	Z	Horizontal
13	7486.4860	-49.98	-13.00	36.98	7.83	-38.28	46.11	334	Z	Horizontal
14	8333.3330	-51.96	-13.00	38.96	6.70	-38.24	44.94	71	Z	Horizontal
15	8603.6040	-49.59	-13.00	36.59	7.64	-38.55	46.19	37	Z	Horizontal
16	10324.3240	-56.18	-13.00	43.18	12.74	-36.16	48.90	227	Z	Horizontal
17	12036.0360	-52.2	-13.00	39.20	18.12	-31.27	49.39	248	Z	Horizontal
18	13756.7570	-51.74	-13.00	38.74	20.71	-29.00	49.71	303	Z	Horizontal
19	15477.4770	-49.53	-13.00	36.53	22.00	-28.86	50.86	229	Z	Horizontal
20	17207.2070	-46.88	-13.00	33.88	24.56	-27.14	51.70	167	Z	Horizontal



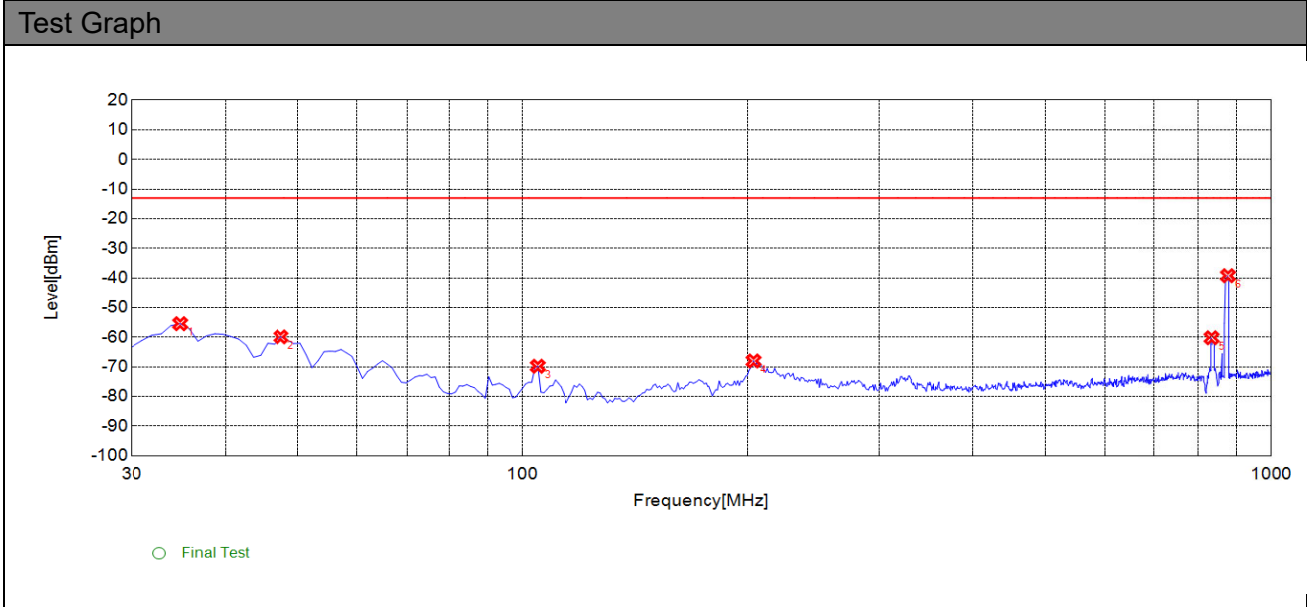
Test Graph



CA_4A-5A Low 4A_20M 5A_10M 1RB 1-18G V

Suspected List

NO.	Freq. [MHz]	Level [dBm]	Limit [dBm]	Margin [dB]	Factor [dB]	Path [dB]	Air [dB]	Angle [°]	EUT Pol.	Ant. Pol.
1	1660.6610	-62.32	-13.00	49.32	-9.75	-46.27	36.52	81	Z	Vertical
2	1708.7090	-50.2	-13.00	37.20	-9.39	-46.34	36.95	290	Z	NA
3	1736.7370	-47.58	-13.00	34.58	-9.30	-46.29	36.99	47	Z	NA
4	2481.4810	-62.61	-13.00	49.61	-10.54	-47.19	36.65	54	Z	Vertical
5	3312.3120	-62.82	-13.00	49.82	-10.56	-48.04	37.48	155	Z	Vertical
6	3444.4440	-60.39	-13.00	47.39	-9.50	-47.53	38.03	49	Z	Vertical
7	4153.1530	-57.87	-13.00	44.87	-7.58	-47.08	39.50	40	Z	Vertical
8	4981.9820	-56.16	-13.00	43.16	-3.46	-44.20	40.74	267	Z	Vertical
9	5156.1560	-55.57	-13.00	42.57	-2.50	-43.74	41.24	153	Z	Vertical
10	5822.8230	-55.93	-13.00	42.93	-1.63	-42.62	40.99	129	Z	Vertical
11	6663.6640	-54.6	-13.00	41.60	1.33	-41.82	43.15	212	Z	Vertical
12	6885.8860	-52.58	-13.00	39.58	3.02	-40.50	43.52	288	Z	Vertical
13	7498.4980	-49.42	-13.00	36.42	7.68	-38.10	45.78	354	Z	Vertical
14	8333.3330	-52.68	-13.00	39.68	6.51	-38.24	44.75	340	Z	Vertical
15	8657.6580	-51.26	-13.00	38.26	7.48	-38.88	46.36	358	Z	Vertical
16	10324.3240	-56.11	-13.00	43.11	12.66	-36.16	48.82	38	Z	Vertical
17	12036.0360	-52.39	-13.00	39.39	17.61	-31.27	48.88	303	Z	Vertical
18	13756.7570	-52.41	-13.00	39.41	20.56	-29.00	49.56	210	Z	Vertical
19	15477.4770	-51.65	-13.00	38.65	19.90	-28.86	48.76	54	Z	Vertical
20	17207.2070	-47.56	-13.00	34.56	23.72	-27.14	50.86	245	Z	Vertical

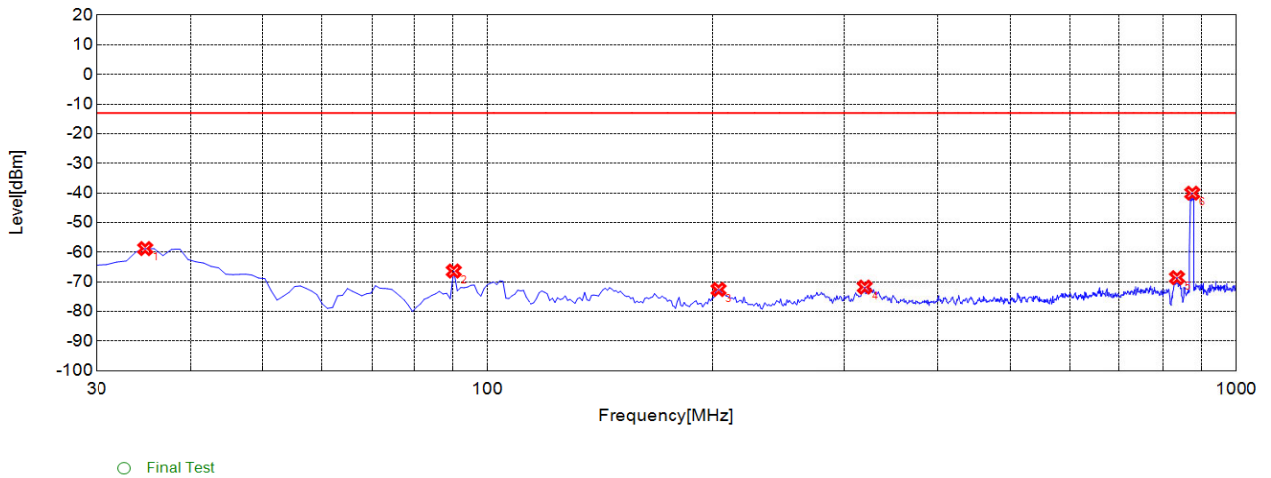


CA_4A-5A Low 4A_20M 5A_10M 1RB 30M-1G H

Suspected List

NO.	Freq. [MHz]	Level [dBm]	Limit [dBm]	Margin [dB]	Factor [dB]	Path [dB]	Air [dB]	Angle [°]	EUT Pol.	Ant. Pol.
1	34.8550	-55.44	-13.00	42.44	-9.37	-39.58	30.21	29	Z	Horizontal
2	47.4770	-59.89	-13.00	46.89	-7.02	-39.48	32.46	295	Z	Horizontal
3	104.7650	-69.81	-13.00	56.81	-17.53	-38.70	21.17	82	Z	Horizontal
4	203.8040	-68.02	-13.00	55.02	-14.59	-37.73	23.14	167	Z	Horizontal
5	833.9640	-60.19	-13.00	47.19	-2.67	-34.14	31.47	276	Z	NA
6	876.6870	-39.25	-13.00	26.25	-2.17	-34.03	31.86	102	Z	NA

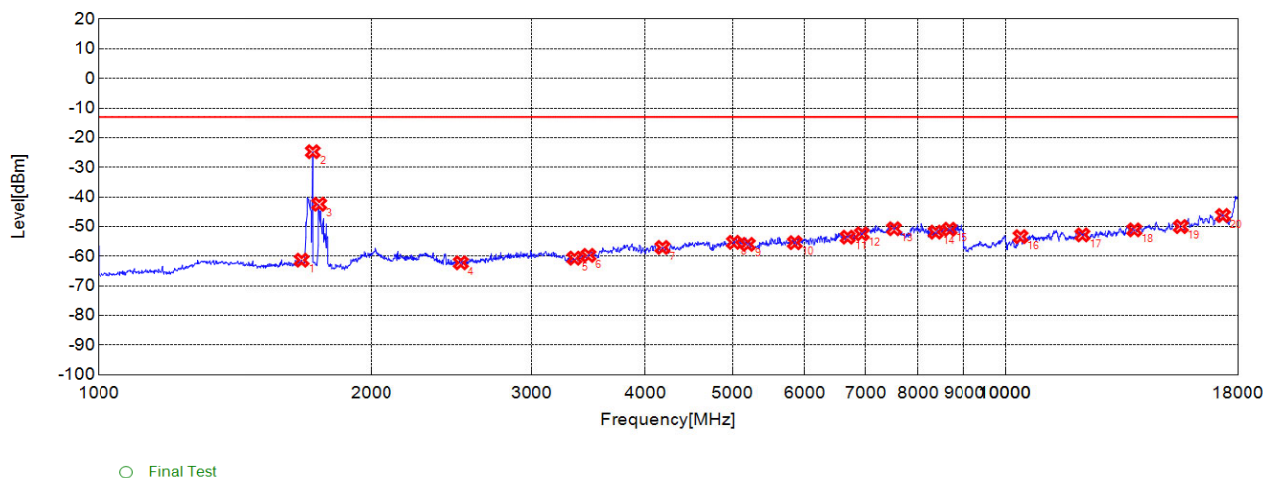
Test Graph



CA_4A-5A Low 4A_20M 5A_10M 1RB 30M-1G V

Suspected List										
NO.	Freq. [MHz]	Level [dBm]	Limit [dBm]	Margin [dB]	Factor [dB]	Path [dB]	Air [dB]	Angle [°]	EUT Pol.	Ant. Pol.
1	34.8550	-58.78	-13.00	45.78	-16.68	-39.58	22.90	56	Z	Vertical
2	90.2000	-66.36	-13.00	53.36	-16.50	-38.71	22.21	166	Z	Vertical
3	203.8040	-72.6	-13.00	59.60	-16.34	-37.73	21.39	75	Z	Vertical
4	319.3490	-71.78	-13.00	58.78	-11.55	-37.00	25.45	217	Z	Vertical
5	834.9350	-68.59	-13.00	55.59	-2.66	-34.14	31.48	146	Z	NA
6	874.7450	-40.08	-13.00	27.08	-1.94	-34.03	32.09	23	Z	NA

Test Graph

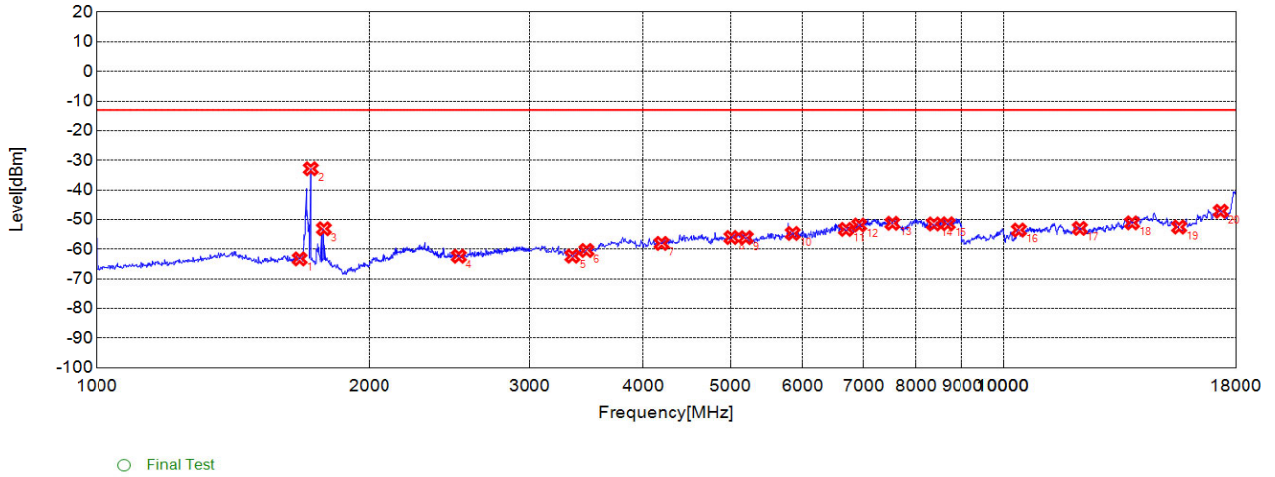


CA_4A-5A Mid 4A_20M 5A_10M 1RB 1-18G H

Suspected List

NO.	Freq. [MHz]	Level [dBm]	Limit [dBm]	Margin [dB]	Factor [dB]	Path [dB]	Air [dB]	Angle [°]	EUT Pol.	Ant. Pol.
1	1674.6750	-61.34	-13.00	48.34	-8.70	-46.30	37.60	210	Z	Horizontal
2	1722.7230	-24.73	-13.00	11.73	-8.36	-46.31	37.95	70	Z	NA
3	1750.7510	-42.46	-13.00	29.46	-8.27	-46.26	37.99	213	Z	NA
4	2509.5100	-62.22	-13.00	49.22	-10.49	-47.19	36.70	261	Z	Horizontal
5	3348.3480	-60.67	-13.00	47.67	-9.92	-48.06	38.14	247	Z	Horizontal
6	3468.4680	-59.72	-13.00	46.72	-8.67	-47.47	38.80	190	Z	Horizontal
7	4177.1770	-57.04	-13.00	44.04	-6.95	-46.68	39.73	37	Z	Horizontal
8	5018.0180	-55.33	-13.00	42.33	-2.44	-43.83	41.39	245	Z	Horizontal
9	5198.1980	-56.01	-13.00	43.01	-2.01	-43.17	41.16	237	Z	Horizontal
10	5852.8530	-55.44	-13.00	42.44	-0.90	-42.25	41.35	18	Z	Horizontal
11	6693.6940	-53.57	-13.00	40.57	1.21	-41.68	42.89	231	Z	Horizontal
12	6939.9400	-52.46	-13.00	39.46	3.21	-40.51	43.72	133	Z	Horizontal
13	7528.5290	-50.73	-13.00	37.73	7.55	-38.33	45.88	97	Z	Horizontal
14	8363.3630	-51.88	-13.00	38.88	6.51	-38.36	44.87	33	Z	Horizontal
15	8663.6640	-50.91	-13.00	37.91	7.60	-38.86	46.46	144	Z	Horizontal
16	10387.3870	-53.41	-13.00	40.41	14.75	-34.69	49.44	171	Z	Horizontal
17	12135.1350	-52.81	-13.00	39.81	18.11	-31.32	49.43	128	Z	Horizontal
18	13864.8650	-51.12	-13.00	38.12	21.30	-28.38	49.68	121	Z	Horizontal
19	15585.5860	-50	-13.00	37.00	21.33	-29.04	50.37	49	Z	Horizontal
20	17324.3240	-46.26	-13.00	33.26	23.99	-27.47	51.46	63	Z	Horizontal

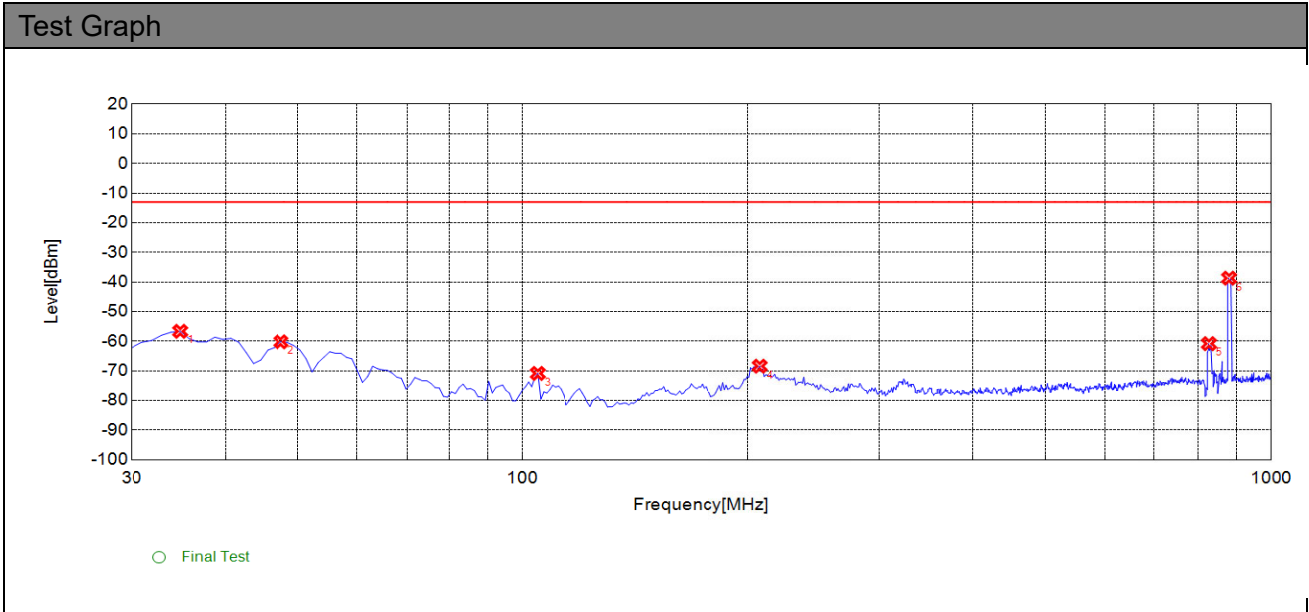
Test Graph



CA_4A-5A Mid 4A_20M 5A_10M 1RB 1-18G V

Suspected List

NO.	Freq. [MHz]	Level [dBm]	Limit [dBm]	Margin [dB]	Factor [dB]	Path [dB]	Air [dB]	Angle [°]	EUT Pol.	Ant. Pol.
1	1674.6750	-63.28	-13.00	50.28	-9.63	-46.30	36.67	135	Z	Vertical
2	1722.7230	-32.85	-13.00	19.85	-9.34	-46.31	36.97	88	Z	NA
3	1780.7810	-53.1	-13.00	40.10	-9.25	-46.30	37.05	126	Z	NA
4	2509.5100	-62.37	-13.00	49.37	-10.63	-47.19	36.56	178	Z	Vertical
5	3348.3480	-62.35	-13.00	49.35	-10.53	-48.06	37.53	47	Z	Vertical
6	3468.4680	-60.43	-13.00	47.43	-9.21	-47.47	38.26	214	Z	Vertical
7	4189.1890	-58.05	-13.00	45.05	-7.00	-46.49	39.49	151	Z	Vertical
8	5012.0120	-56.05	-13.00	43.05	-2.94	-43.82	40.88	148	Z	Vertical
9	5198.1980	-56.1	-13.00	43.10	-2.30	-43.17	40.87	44	Z	Vertical
10	5852.8530	-54.68	-13.00	41.68	-1.12	-42.25	41.13	223	Z	Vertical
11	6699.7000	-53.32	-13.00	40.32	1.22	-41.65	42.87	124	Z	Vertical
12	6927.9280	-51.85	-13.00	38.85	3.25	-40.44	43.69	130	Z	Vertical
13	7534.5350	-51.26	-13.00	38.26	7.20	-38.38	45.58	144	Z	Vertical
14	8369.3690	-51.49	-13.00	38.49	6.34	-38.38	44.72	322	Z	Vertical
15	8669.6700	-51.42	-13.00	38.42	7.60	-38.83	46.43	56	Z	Vertical
16	10396.3960	-53.54	-13.00	40.54	15.17	-34.43	49.60	135	Z	Vertical
17	12117.1170	-52.97	-13.00	39.97	17.04	-31.72	48.76	235	Z	Vertical
18	13855.8560	-51.12	-13.00	38.12	21.25	-28.43	49.68	311	Z	Vertical
19	15594.5950	-52.52	-13.00	39.52	18.54	-29.10	47.64	114	Z	Vertical
20	17315.3150	-47.2	-13.00	34.20	22.93	-27.64	50.57	206	Z	Vertical



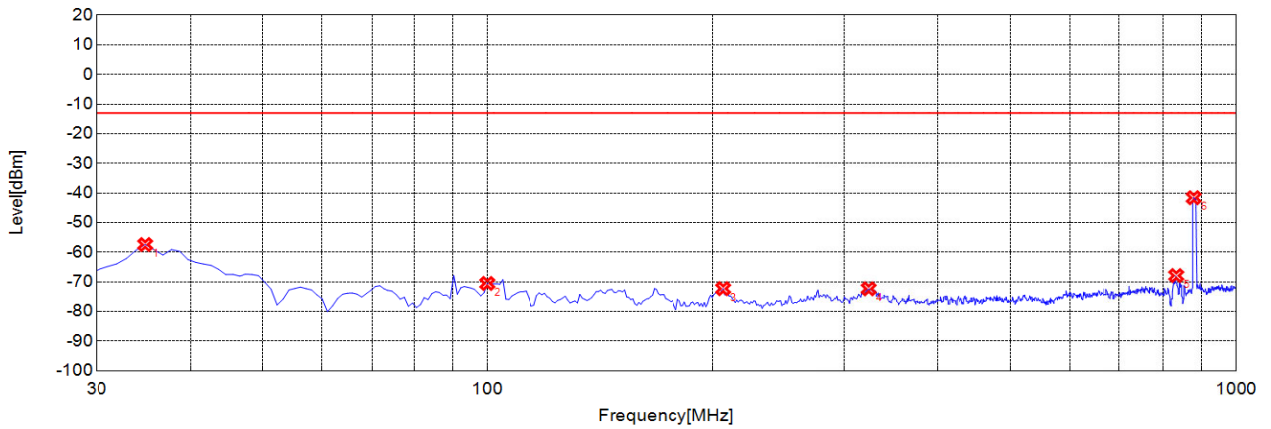
CA_4A-5A Mid 4A_20M 5A_10M 1RB 30M-1G H

Suspected List

NO.	Freq. [MHz]	Level [dBm]	Limit [dBm]	Margin [dB]	Factor [dB]	Path [dB]	Air [dB]	Angle [°]	EUT Pol.	Ant. Pol.
1	34.8550	-56.67	-13.00	43.67	-9.37	-39.58	30.21	89	Z	Horizontal
2	47.4770	-60.21	-13.00	47.21	-7.02	-39.48	32.46	183	Z	Horizontal
3	104.7650	-70.88	-13.00	57.88	-17.53	-38.70	21.17	137	Z	Horizontal
4	207.6880	-68.43	-13.00	55.43	-14.25	-37.63	23.38	305	Z	Horizontal
5	827.1670	-60.84	-13.00	47.84	-2.90	-34.16	31.26	199	Z	NA
6	879.6000	-38.73	-13.00	25.73	-2.16	-34.02	31.86	263	Z	NA



Test Graph

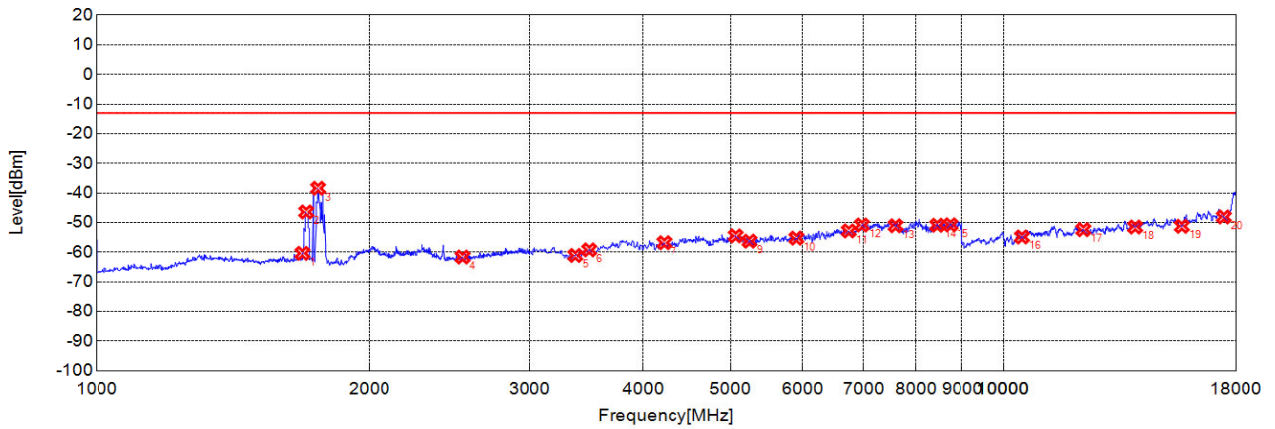


○ Final Test

CA_4A-5A Mid 4A_20M 5A_10M 1RB 30M-1G V

Suspected List										
NO.	Freq. [MHz]	Level [dBm]	Limit [dBm]	Margin [dB]	Factor [dB]	Path [dB]	Air [dB]	Angle [°]	EUT Pol.	Ant. Pol.
1	34.8550	-57.42	-13.00	44.42	-16.68	-39.58	22.90	299	Z	Vertical
2	99.9100	-70.55	-13.00	57.55	-12.46	-38.70	26.24	2	Z	Vertical
3	206.7170	-72.32	-13.00	59.32	-16.50	-37.66	21.16	142	Z	Vertical
4	323.2330	-72.36	-13.00	59.36	-11.38	-37.01	25.63	29	Z	Vertical
5	832.9930	-67.9	-13.00	54.90	-2.60	-34.14	31.54	188	Z	NA
6	878.6290	-41.61	-13.00	28.61	-1.67	-34.02	32.35	38	Z	NA

Test Graph



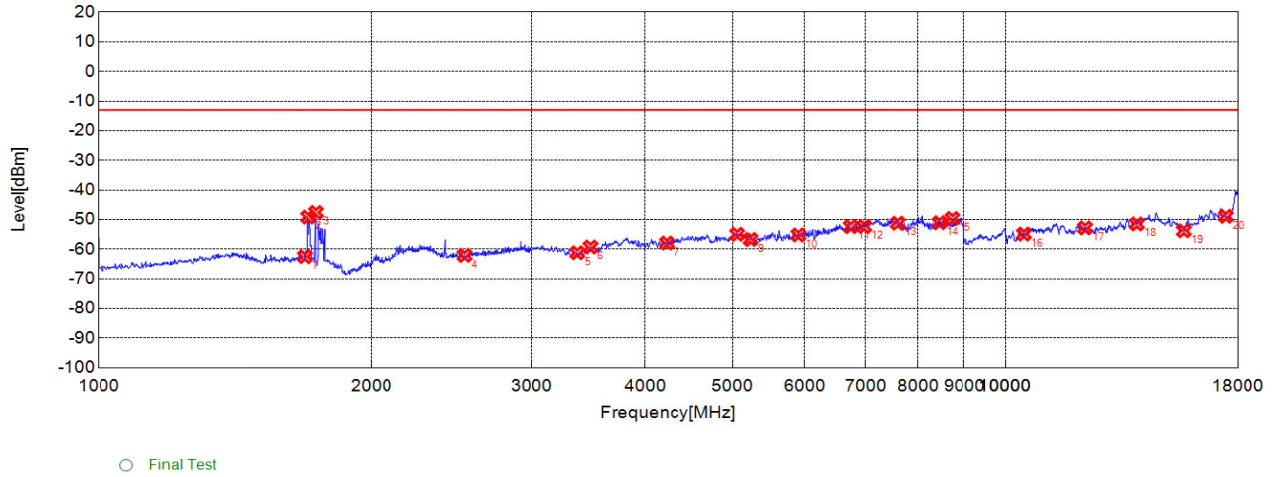
○ Final Test

CA_4A-5A High 4A_20M 5A_10M 1RB 1-18G H

Suspected List

NO.	Freq. [MHz]	Level [dBm]	Limit [dBm]	Margin [dB]	Factor [dB]	Path [dB]	Air [dB]	Angle [°]	EUT Pol.	Ant. Pol.
1	1686.6870	-60.39	-13.00	47.39	-8.58	-46.33	37.75	127	Z	Horizontal
2	1702.7030	-46.42	-13.00	33.42	-8.43	-46.35	37.92	27	Z	NA
3	1754.7550	-38.42	-13.00	25.42	-8.27	-46.27	38.00	354	Z	NA
4	2533.5340	-61.64	-13.00	48.64	-10.66	-47.42	36.76	70	Z	Horizontal
5	3372.3720	-61.1	-13.00	48.10	-9.58	-47.80	38.22	308	Z	Horizontal
6	3492.4920	-59.23	-13.00	46.23	-8.41	-47.39	38.98	348	Z	Horizontal
7	4219.2190	-56.81	-13.00	43.81	-6.84	-46.54	39.70	287	Z	Horizontal
8	5066.0660	-54.5	-13.00	41.50	-2.36	-43.85	41.49	216	Z	Horizontal
9	5246.2460	-56.27	-13.00	43.27	-2.69	-43.47	40.78	175	Z	Horizontal
10	5906.9070	-55.25	-13.00	42.25	-1.32	-42.63	41.31	232	Z	Horizontal
11	6747.7480	-52.82	-13.00	39.82	1.89	-40.97	42.86	299	Z	Horizontal
12	6975.9760	-50.83	-13.00	37.83	3.85	-40.18	44.03	98	Z	Horizontal
13	7594.5950	-51.08	-13.00	38.08	7.27	-37.84	45.11	263	Z	Horizontal
14	8441.4410	-50.91	-13.00	37.91	6.88	-38.13	45.01	22	Z	Horizontal
15	8729.7300	-50.75	-13.00	37.75	7.67	-39.03	46.70	8	Z	Horizontal
16	10477.4770	-54.86	-13.00	41.86	12.63	-36.32	48.95	204	Z	Horizontal
17	12225.2250	-52.4	-13.00	39.40	18.20	-31.05	49.25	111	Z	Horizontal
18	13963.9640	-51.5	-13.00	38.50	20.96	-28.56	49.52	27	Z	Horizontal
19	15702.7030	-51.26	-13.00	38.26	21.14	-29.81	50.95	17	Z	Horizontal
20	17450.4500	-48.11	-13.00	35.11	23.91	-27.10	51.01	112	Z	Horizontal

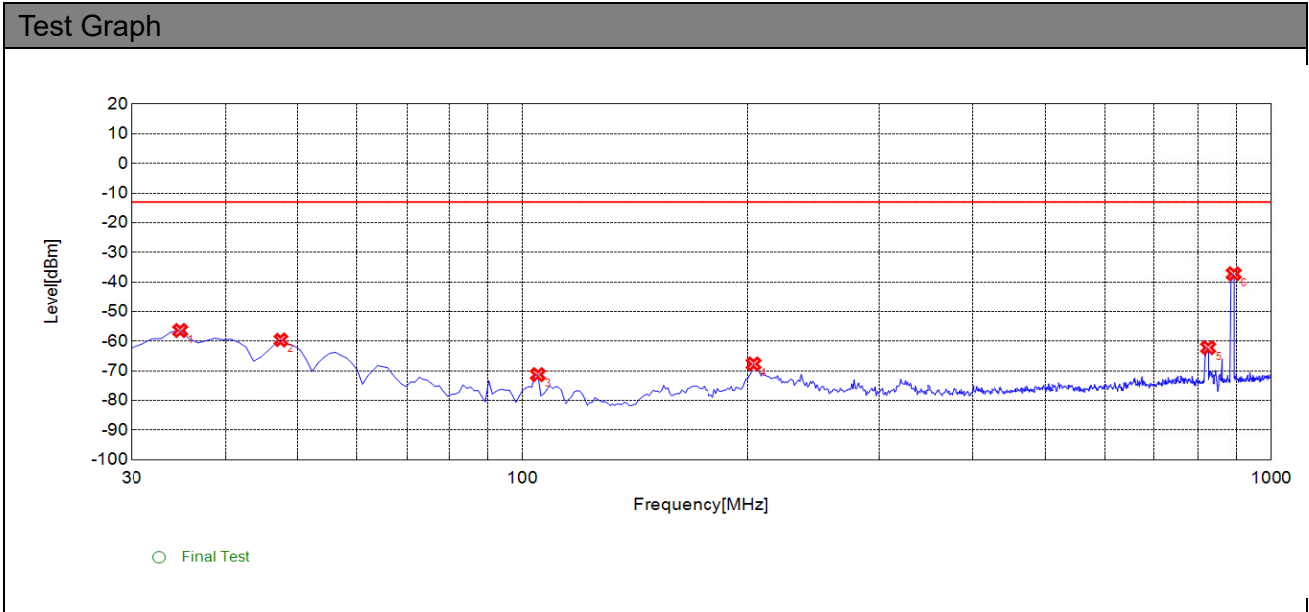
Test Graph



CA_4A-5A High 4A_20M 5A_10M 1RB 1-18G V

Suspected List

NO.	Freq. [MHz]	Level [dBm]	Limit [dBm]	Margin [dB]	Factor [dB]	Path [dB]	Air [dB]	Angle [°]	EUT Pol.	Ant. Pol.
1	1688.6890	-62.53	-13.00	49.53	-9.51	-46.33	36.82	1	Z	Vertical
2	1702.7030	-49.17	-13.00	36.17	-9.41	-46.35	36.94	171	Z	NA
3	1736.7370	-47.58	-13.00	34.58	-9.30	-46.29	36.99	52	Z	NA
4	2533.5340	-62.1	-13.00	49.10	-10.79	-47.42	36.63	229	Z	Vertical
5	3372.3720	-61.22	-13.00	48.22	-10.24	-47.80	37.56	38	Z	Vertical
6	3486.4860	-59.28	-13.00	46.28	-8.97	-47.41	38.44	125	Z	Vertical
7	4225.2250	-57.93	-13.00	44.93	-7.10	-46.61	39.51	95	Z	Vertical
8	5060.0600	-54.97	-13.00	41.97	-2.52	-43.86	41.34	124	Z	Vertical
9	5234.2340	-56.71	-13.00	43.71	-2.84	-43.39	40.55	344	Z	Vertical
10	5906.9070	-55.2	-13.00	42.20	-1.29	-42.63	41.34	259	Z	Vertical
11	6747.7480	-52.38	-13.00	39.38	2.03	-40.97	43.00	357	Z	Vertical
12	6981.9820	-52.35	-13.00	39.35	3.83	-40.09	43.92	116	Z	Vertical
13	7600.6010	-51.23	-13.00	38.23	7.41	-37.76	45.17	265	Z	Vertical
14	8447.4470	-51.05	-13.00	38.05	6.83	-38.08	44.91	160	Z	Vertical
15	8729.7300	-49.62	-13.00	36.62	7.46	-39.03	46.49	150	Z	Vertical
16	10477.4770	-54.91	-13.00	41.91	12.55	-36.32	48.87	275	Z	Vertical
17	12216.2160	-52.82	-13.00	39.82	17.60	-31.25	48.85	278	Z	Vertical
18	13954.9550	-51.49	-13.00	38.49	21.06	-28.63	49.69	315	Z	Vertical
19	15702.7030	-53.8	-13.00	40.80	18.54	-29.81	48.35	283	Z	Vertical
20	17450.4500	-48.92	-13.00	35.92	23.06	-27.10	50.16	203	Z	Vertical

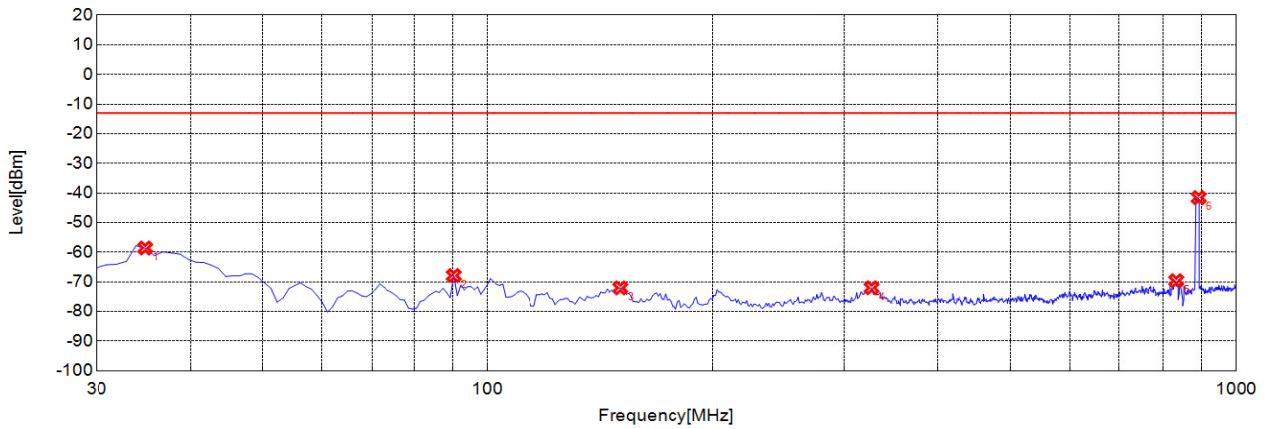


CA_4A-5A High 4A_20M 5A_10M 1RB 30M-1G H

Suspected List										
NO.	Freq. [MHz]	Level [dBm]	Limit [dBm]	Margin [dB]	Factor [dB]	Path [dB]	Air [dB]	Angle [°]	EUT Pol.	Ant. Pol.
1	34.8550	-56.39	-13.00	43.39	-9.37	-39.58	30.21	49	Z	Horizontal
2	47.4770	-59.58	-13.00	46.58	-7.02	-39.48	32.46	328	Z	Horizontal
3	104.7650	-71.28	-13.00	58.28	-17.53	-38.70	21.17	250	Z	Horizontal
4	203.8040	-67.68	-13.00	54.68	-14.59	-37.73	23.14	270	Z	Horizontal
5	825.2250	-62.17	-13.00	49.17	-2.96	-34.16	31.20	307	Z	NA
6	892.2220	-37.25	-13.00	24.25	-1.99	-33.99	32.00	68	Z	NA



Test Graph

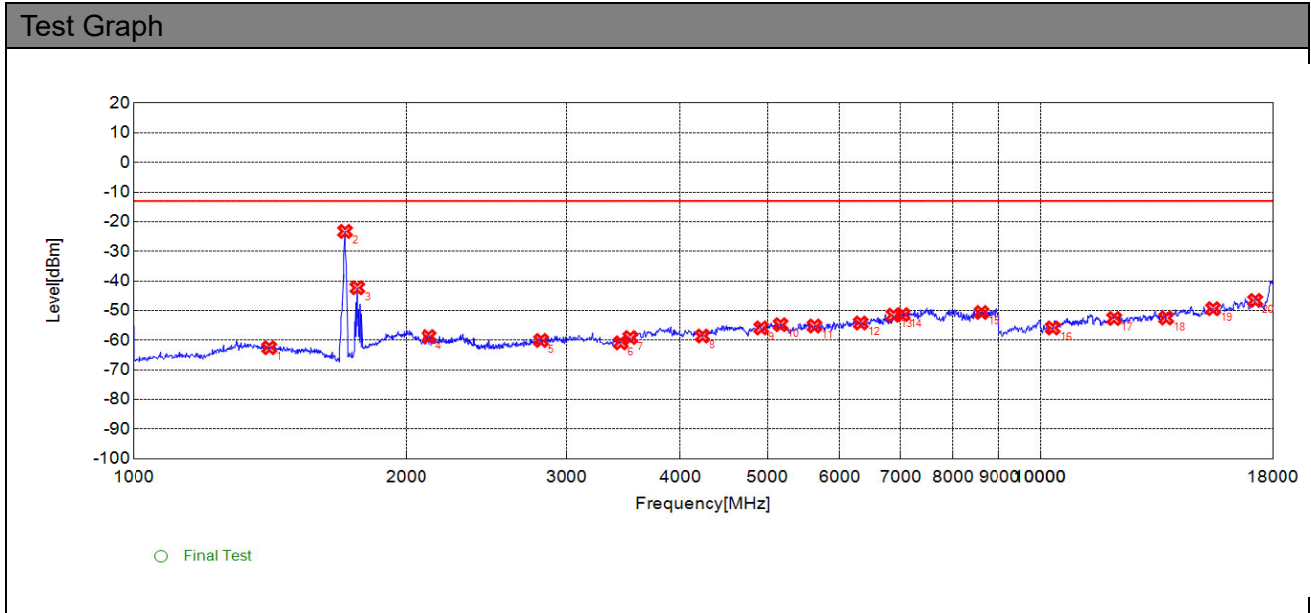


CA_4A-5A High 4A_20M 5A_10M 1RB 30M-1G V

Suspected List										
NO.	Freq. [MHz]	Level [dBm]	Limit [dBm]	Margin [dB]	Factor [dB]	Path [dB]	Air [dB]	Angle [°]	EUT Pol.	Ant. Pol.
1	34.8550	-58.58	-13.00	45.58	-16.68	-39.58	22.90	226	Z	Vertical
2	90.2000	-67.87	-13.00	54.87	-16.50	-38.71	22.21	233	Z	Vertical
3	150.4000	-72.05	-13.00	59.05	-16.73	-38.65	21.92	154	Z	Vertical
4	326.1460	-72.01	-13.00	59.01	-11.24	-37.02	25.78	120	Z	Vertical
5	832.9930	-69.62	-13.00	56.62	-2.60	-34.14	31.54	121	Z	NA
6	892.2220	-41.59	-13.00	28.59	-1.30	-33.99	32.69	155	Z	NA



4A_12A



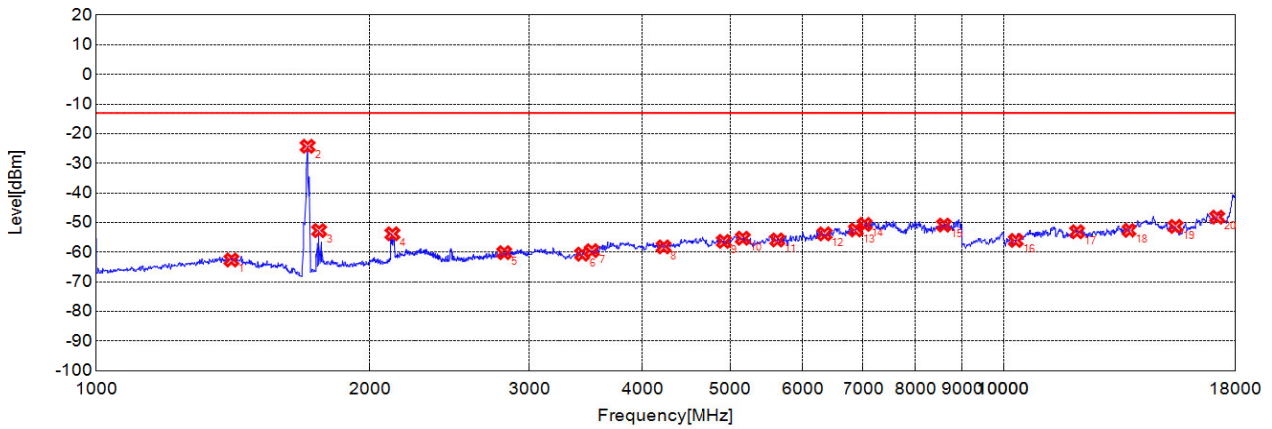
CA_4A-12A Low 4A_20M 12A_10M 1RB 1-18G H

Suspected List

NO.	Freq. [MHz]	Level [dBm]	Limit [dBm]	Margin [dB]	Factor [dB]	Path [dB]	Air [dB]	Angle [°]	EUT Pol.	Ant. Pol.
1	1408.4080	-62.54	-13.00	49.54	-8.55	-45.36	36.81	325	Z	Horizontal
2	1710.7110	-23.28	-13.00	10.28	-8.41	-46.34	37.93	111	Z	NA
3	1764.7650	-42.3	-13.00	29.30	-8.27	-46.28	38.01	249	Z	NA
4	2119.1190	-58.79	-13.00	45.79	-8.25	-47.10	38.85	136	Z	Horizontal
5	2811.8120	-60.09	-13.00	47.09	-9.36	-47.85	38.49	322	Z	Horizontal
6	3444.4440	-60.89	-13.00	47.89	-8.90	-47.53	38.63	266	Z	Horizontal
7	3528.5290	-59.1	-13.00	46.10	-8.62	-47.72	39.10	137	Z	Horizontal
8	4231.2310	-58.6	-13.00	45.60	-6.95	-46.68	39.73	336	Z	Horizontal
9	4921.9220	-55.85	-13.00	42.85	-3.20	-44.33	41.13	97	Z	Horizontal
10	5168.1680	-54.75	-13.00	41.75	-2.30	-43.58	41.28	111	Z	Horizontal
11	5630.6310	-55.21	-13.00	42.21	-2.12	-42.94	40.82	99	Z	Horizontal
12	6333.3330	-54.2	-13.00	41.20	-0.22	-42.43	42.21	99	Z	Horizontal
13	6879.8800	-51.55	-13.00	38.55	2.69	-40.59	43.28	352	Z	Horizontal
14	7042.0420	-51.36	-13.00	38.36	4.56	-39.90	44.46	62	Z	Horizontal
15	8597.5980	-50.65	-13.00	37.65	7.62	-38.53	46.15	239	Z	Horizontal
16	10315.3150	-55.87	-13.00	42.87	12.53	-36.29	48.82	153	Z	Horizontal
17	12036.0360	-52.67	-13.00	39.67	18.12	-31.27	49.39	6	Z	Horizontal
18	13756.7570	-52.5	-13.00	39.50	20.71	-29.00	49.71	39	Z	Horizontal
19	15477.4770	-49.36	-13.00	36.36	22.00	-28.86	50.86	253	Z	Horizontal
20	17207.2070	-46.6	-13.00	33.60	24.56	-27.14	51.70	282	Z	Horizontal



Test Graph



○ Final Test

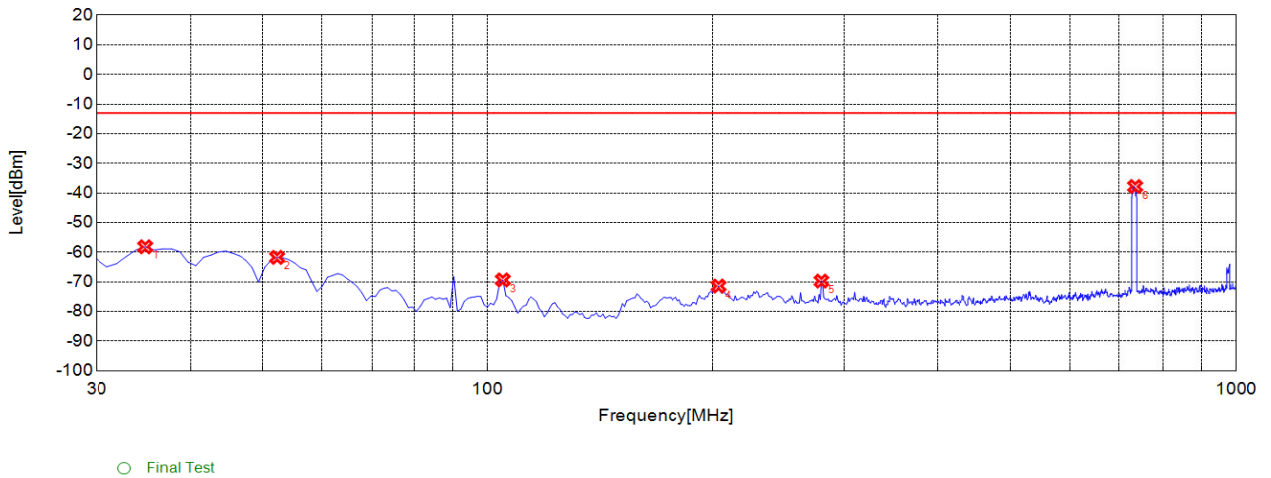
CA_4A-12A Low 4A_20M 12A_10M 1RB 1-18G V

Suspected List

NO.	Freq. [MHz]	Level [dBm]	Limit [dBm]	Margin [dB]	Factor [dB]	Path [dB]	Air [dB]	Angle [°]	EUT Pol.	Ant. Pol.
1	1408.4080	-62.64	-13.00	49.64	-8.21	-45.36	37.15	191	Z	Vertical
2	1710.7110	-24.26	-13.00	11.26	-9.39	-46.34	36.95	224	Z	NA
3	1760.7610	-52.7	-13.00	39.70	-9.26	-46.28	37.02	58	Z	NA
4	2117.1170	-53.8	-13.00	40.80	-9.77	-47.13	37.36	265	Z	Vertical
5	2815.8160	-60.16	-13.00	47.16	-9.64	-47.81	38.17	106	Z	Vertical
6	3438.4380	-60.67	-13.00	47.67	-9.55	-47.52	37.97	127	Z	Vertical
7	3522.5230	-59.48	-13.00	46.48	-9.05	-47.65	38.60	174	Z	Vertical
8	4219.2190	-58.2	-13.00	45.20	-7.04	-46.54	39.50	225	Z	Vertical
9	4921.9220	-56.36	-13.00	43.36	-3.66	-44.33	40.67	9	Z	Vertical
10	5162.1620	-55.29	-13.00	42.29	-2.48	-43.66	41.18	198	Z	Vertical
11	5630.6310	-55.86	-13.00	42.86	-2.49	-42.94	40.45	73	Z	Vertical
12	6339.3390	-53.83	-13.00	40.83	-0.11	-42.46	42.35	110	Z	Vertical
13	6879.8800	-52.49	-13.00	39.49	2.90	-40.59	43.49	79	Z	Vertical
14	7036.0360	-50.63	-13.00	37.63	4.42	-39.89	44.31	309	Z	Vertical
15	8597.5980	-50.84	-13.00	37.84	7.46	-38.53	45.99	47	Z	Vertical
16	10315.3150	-56.03	-13.00	43.03	12.44	-36.29	48.73	188	Z	Vertical
17	12045.0450	-53.1	-13.00	40.10	17.61	-31.25	48.86	116	Z	Vertical
18	13756.7570	-52.63	-13.00	39.63	20.56	-29.00	49.56	236	Z	Vertical
19	15486.4860	-51.31	-13.00	38.31	19.88	-28.88	48.76	14	Z	Vertical
20	17198.1980	-48.19	-13.00	35.19	23.64	-27.23	50.87	160	Z	Vertical



Test Graph

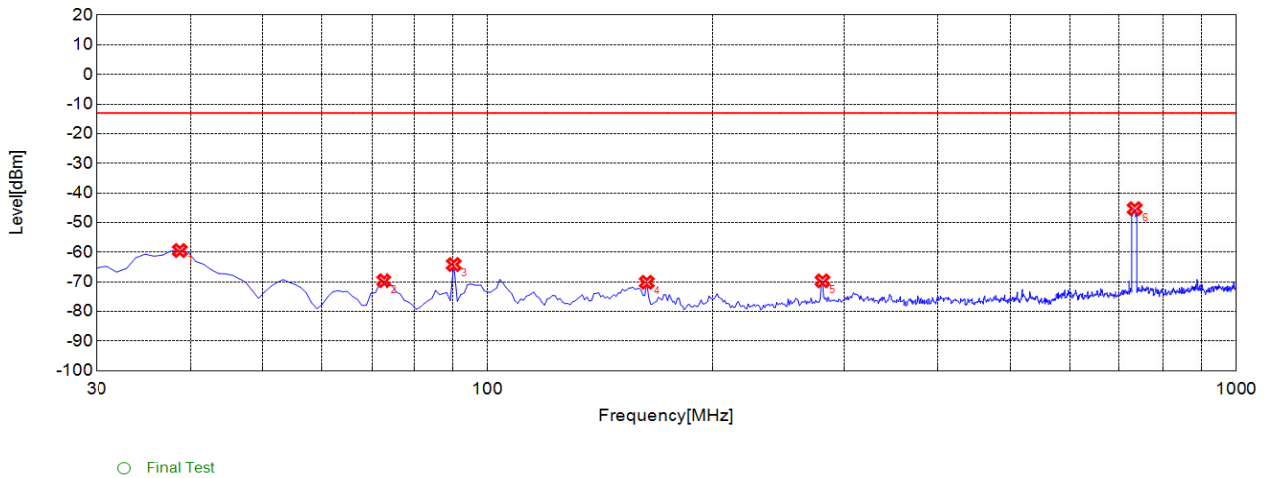


CA_4A-12A Low 4A_20M 12A_10M 1RB 30M-1G H

Suspected List

NO.	Freq. [MHz]	Level [dBm]	Limit [dBm]	Margin [dB]	Factor [dB]	Path [dB]	Air [dB]	Angle [°]	EUT Pol.	Ant. Pol.
1	34.8550	-58.18	-13.00	45.18	-9.37	-39.58	30.21	206	Z	Horizontal
2	52.3320	-61.76	-13.00	48.76	-7.93	-39.47	31.54	275	Z	Horizontal
3	104.7650	-69.36	-13.00	56.36	-17.53	-38.70	21.17	352	Z	Horizontal
4	203.8040	-71.42	-13.00	58.42	-14.59	-37.73	23.14	227	Z	Horizontal
5	279.5400	-69.75	-13.00	56.75	-12.04	-37.04	25.00	169	Z	Horizontal
6	734.9250	-37.83	-13.00	24.83	-3.36	-34.25	30.89	273	Z	NA

Test Graph

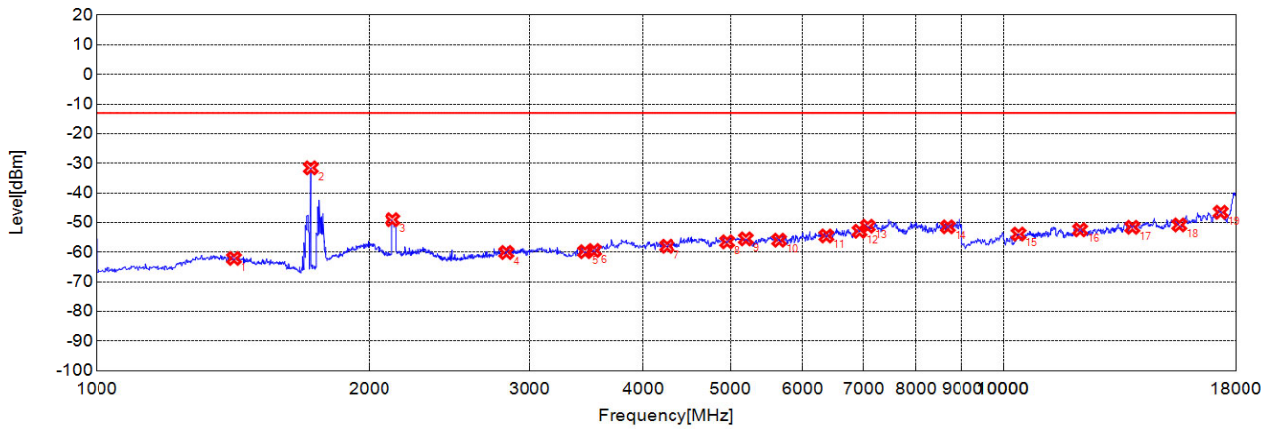


CA_4A-12A Low 4A_20M 12A_10M 1RB 30M-1G V

Suspected List										
NO.	Freq. [MHz]	Level [dBm]	Limit [dBm]	Margin [dB]	Factor [dB]	Path [dB]	Air [dB]	Angle [°]	EUT Pol.	Ant. Pol.
1	38.7390	-59.43	-13.00	46.43	-16.41	-39.55	23.14	266	Z	Vertical
2	72.7230	-69.62	-13.00	56.62	-18.79	-39.40	20.61	114	Z	Vertical
3	90.2000	-64.17	-13.00	51.17	-16.50	-38.71	22.21	159	Z	Vertical
4	163.0230	-70.16	-13.00	57.16	-17.02	-38.31	21.29	292	Z	Vertical
5	280.5110	-69.67	-13.00	56.67	-12.48	-37.03	24.55	161	Z	Vertical
6	733.9540	-45.31	-13.00	32.31	-3.37	-34.26	30.89	100	Z	NA



Test Graph



○ Final Test

CA_4A-12A Mid 4A_20M 12A_10M 1RB 1-18G H

Suspected List

NO.	Freq. [MHz]	Level [dBm]	Limit [dBm]	Margin [dB]	Factor [dB]	Path [dB]	Air [dB]	Angle [°]	EUT Pol.	Ant. Pol.
1	1414.4140	-62.1	-13.00	49.10	-8.60	-45.37	36.77	30	Z	Horizontal
2	1722.7230	-31.54	-13.00	18.54	-8.36	-46.31	37.95	169	Z	NA
3	2123.1230	-49.02	-13.00	36.02	-8.19	-47.05	38.86	136	Z	Horizontal
4	2827.8280	-60.1	-13.00	47.10	-9.16	-47.70	38.54	313	Z	Horizontal
5	3456.4560	-59.83	-13.00	46.83	-8.79	-47.51	38.72	215	Z	Horizontal
6	3534.5350	-59.42	-13.00	46.42	-8.68	-47.80	39.12	209	Z	Horizontal
7	4249.2490	-57.99	-13.00	44.99	-7.12	-46.90	39.78	311	Z	Horizontal
8	4957.9580	-56.51	-13.00	43.51	-3.49	-44.72	41.23	50	Z	Horizontal
9	5198.1980	-55.51	-13.00	42.51	-2.01	-43.17	41.16	60	Z	Horizontal
10	5654.6550	-55.94	-13.00	42.94	-1.98	-42.80	40.82	329	Z	Horizontal
11	6375.3750	-54.52	-13.00	41.52	-0.06	-42.30	42.24	169	Z	Horizontal
12	6933.9340	-52.93	-13.00	39.93	3.20	-40.47	43.67	267	Z	Horizontal
13	7078.0780	-51.23	-13.00	38.23	4.82	-39.84	44.66	341	Z	Horizontal
14	8669.6700	-51.44	-13.00	38.44	7.65	-38.83	46.48	132	Z	Horizontal
15	10387.3870	-53.89	-13.00	40.89	14.75	-34.69	49.44	32	Z	Horizontal
16	12126.1260	-52.45	-13.00	39.45	17.93	-31.52	49.45	162	Z	Horizontal
17	13864.8650	-51.59	-13.00	38.59	21.30	-28.38	49.68	333	Z	Horizontal
18	15603.6040	-50.8	-13.00	37.80	21.18	-29.12	50.30	71	Z	Horizontal
19	17315.3150	-46.51	-13.00	33.51	23.88	-27.64	51.52	291	Z	Horizontal