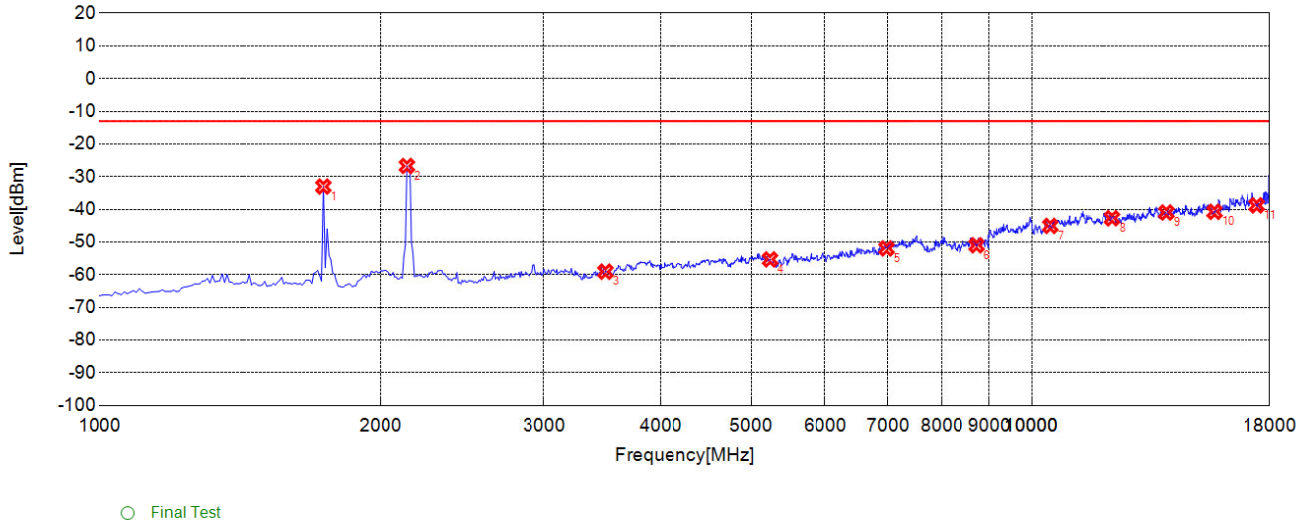




Test Graph



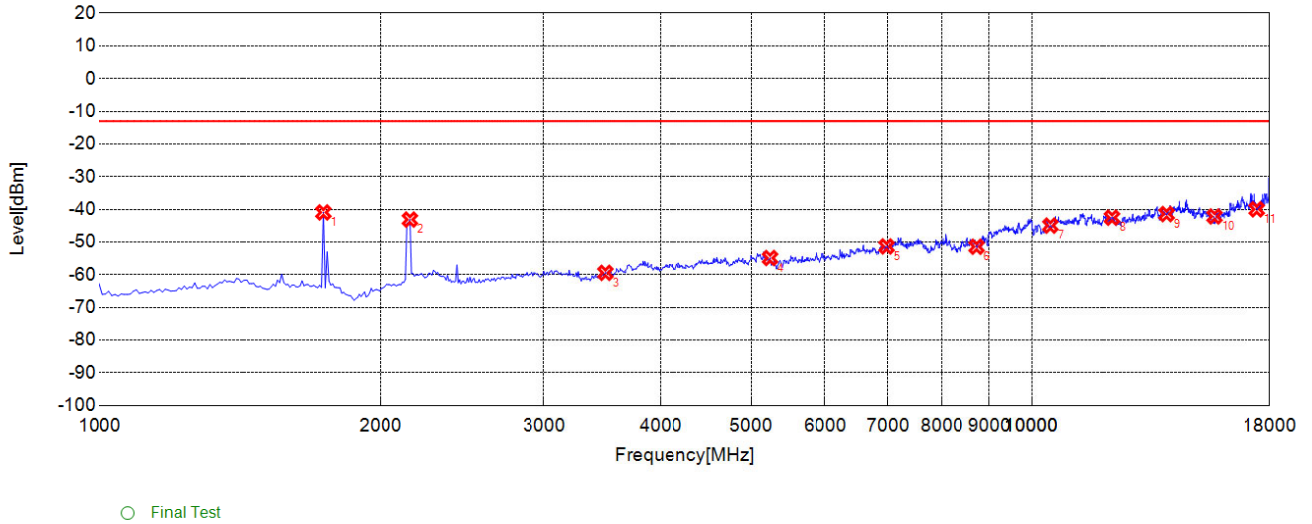
Suspected List

NO.	Freq. [MHz]	Level [dBm]	Limit [dBm]	Margin [dB]	Factor [dB]	Path [dB]	Air [dB]	Angle [°]	EUT Pol.	Ant. Pol.
1	1736.7370	-33.03	-13.00	20.03	-8.32	-46.29	37.97	56	Z	NA
2	2137.1370	-26.74	-13.00	13.74	-7.97	-46.88	38.91	158	Z	NA
3	3490.4900	-59.08	-13.00	46.08	-8.44	-47.40	38.96	314	Z	Horizontal
4	5236.2360	-55.32	-13.00	42.32	-2.54	-43.40	40.86	135	Z	Horizontal
5	6981.9820	-51.96	-13.00	38.96	3.99	-40.09	44.08	154	Z	Horizontal
6	8727.7280	-51	-13.00	38.00	7.68	-39.01	46.69	122	Z	Horizontal
7	10468.4680	-45.07	-13.00	32.07	12.69	-36.33	49.02	158	Z	Horizontal
8	12216.2160	-42.73	-13.00	29.73	18.02	-31.25	49.27	16	Z	Horizontal
9	13954.9550	-40.97	-13.00	27.97	20.92	-28.63	49.55	254	Z	Horizontal
10	15702.7030	-40.76	-13.00	27.76	21.14	-29.81	50.95	139	Z	Horizontal
11	17450.4500	-38.8	-13.00	25.80	23.91	-27.10	51.01	157	Z	Horizontal

DC_13A-46A_N66 349000 20M DFT-s-OFDM Pi/2 BPSK RB Size-1 RB Offset-1 SCS 15KHz
1-18G H



Test Graph

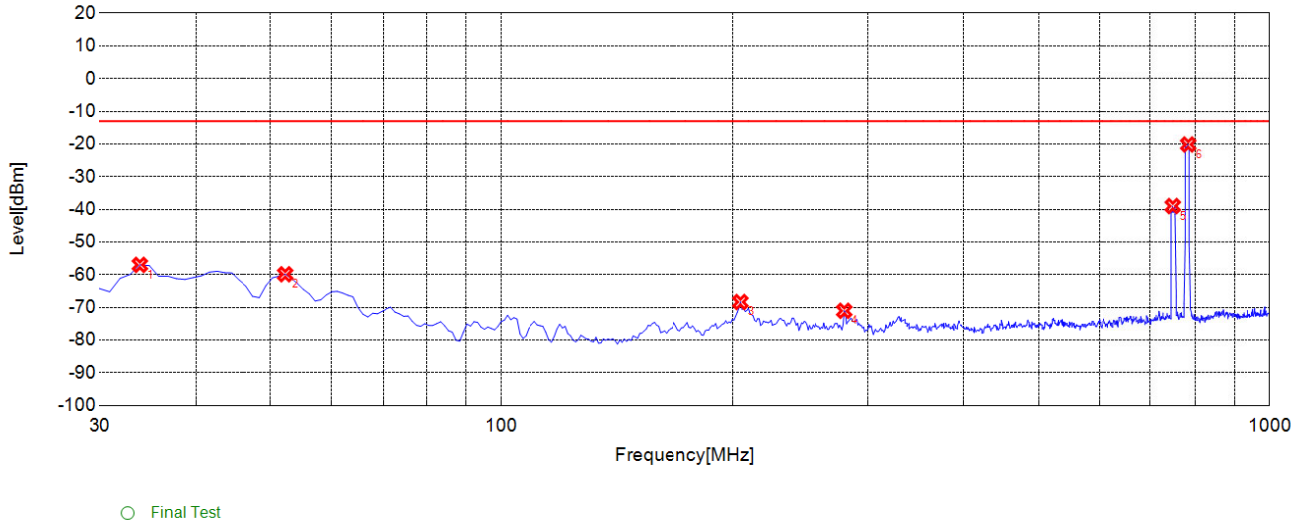


Suspected List										
NO.	Freq. [MHz]	Level [dBm]	Limit [dBm]	Margin [dB]	Factor [dB]	Path [dB]	Air [dB]	Angle [°]	EUT Pol.	Ant. Pol.
1	1736.7370	-40.95	-13.00	27.95	-9.30	-46.29	36.99	61	Z	NA
2	2153.1530	-43.14	-13.00	30.14	-8.43	-46.73	38.30	135	Z	NA
3	3490.4900	-59.43	-13.00	46.43	-8.92	-47.40	38.48	147	Z	Vertical
4	5236.2360	-54.9	-13.00	41.90	-2.87	-43.40	40.53	249	Z	Vertical
5	6981.9820	-51.36	-13.00	38.36	3.83	-40.09	43.92	54	Z	Vertical
6	8727.7280	-51.45	-13.00	38.45	7.49	-39.01	46.50	264	Z	Vertical
7	10468.4680	-44.98	-13.00	31.98	12.63	-36.33	48.96	159	Z	Vertical
8	12216.2160	-42.56	-13.00	29.56	17.60	-31.25	48.85	154	Z	Vertical
9	13963.9640	-41.46	-13.00	28.46	21.10	-28.56	49.66	84	Z	Vertical
10	15702.7030	-42.18	-13.00	29.18	18.54	-29.81	48.35	359	Z	Vertical
11	17450.4500	-40	-13.00	27.00	23.06	-27.10	50.16	145	Z	Vertical

DC_13A-46A_N66 349000 20M DFT-s-OFDM Pi/2 BPSK RB Size-1 RB Offset-1 SCS 15KHz
1-18G V



Test Graph

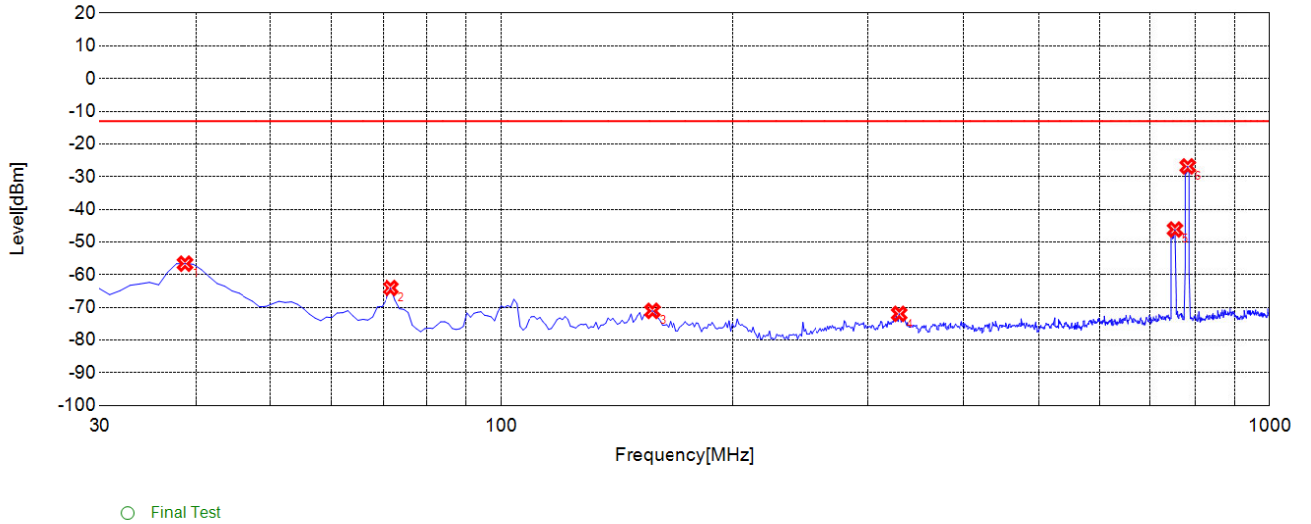


Suspected List										
NO.	Freq. [MHz]	Level [dBm]	Limit [dBm]	Margin [dB]	Factor [dB]	Path [dB]	Air [dB]	Angle [°]	EUT Pol.	Ant. Pol.
1	33.8840	-56.99	-13.00	43.99	-9.81	-39.59	29.78	45	Z	Horizontal
2	52.3320	-59.87	-13.00	46.87	-7.93	-39.47	31.54	267	Z	Horizontal
3	204.7750	-68.36	-13.00	55.36	-14.51	-37.71	23.20	254	Z	Horizontal
4	279.5400	-71.05	-13.00	58.05	-12.04	-37.04	25.00	119	Z	Horizontal
5	748.5190	-39.01	-13.00	26.01	-3.05	-34.21	31.16	24	Z	NA
6	783.4730	-20.16	-13.00	7.16	-3.20	-34.23	31.03	309	Z	NA

DC_13A-46A_N66 349000 20M DFT-s-OFDM Pi/2 BPSK RB Size-1 RB Offset-1 SCS 15KHz
30M-1G H



Test Graph

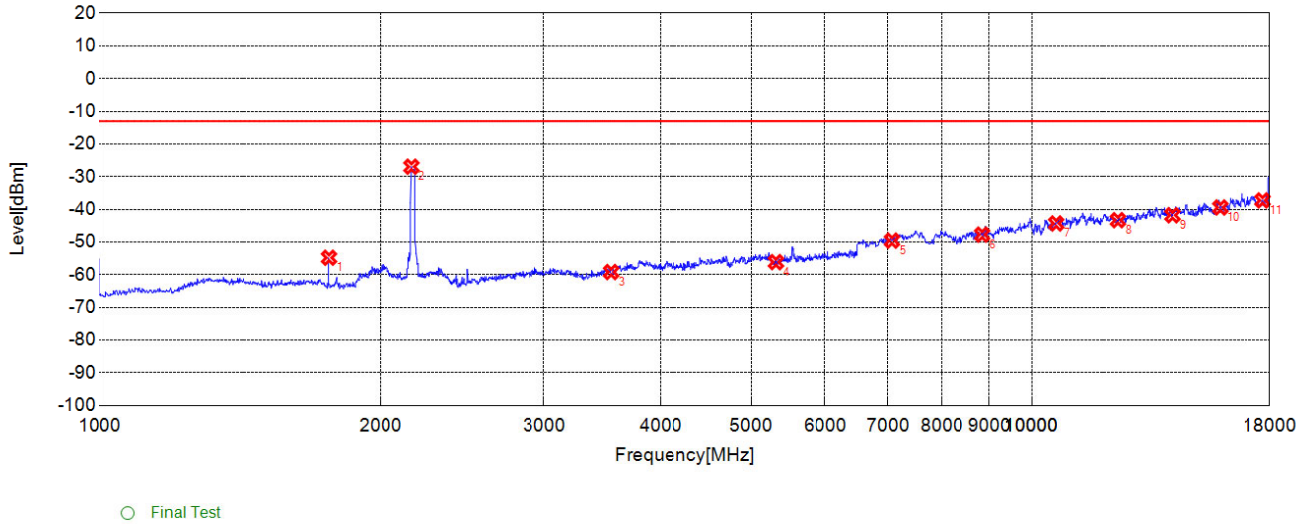


Suspected List										
NO.	Freq. [MHz]	Level [dBm]	Limit [dBm]	Margin [dB]	Factor [dB]	Path [dB]	Air [dB]	Angle [°]	EUT Pol.	Ant. Pol.
1	38.7390	-56.63	-13.00	43.63	-16.41	-39.55	23.14	34	Z	Vertical
2	71.7520	-64.07	-13.00	51.07	-18.59	-39.44	20.85	266	Z	Vertical
3	157.1970	-71.07	-13.00	58.07	-16.90	-38.47	21.57	59	Z	Vertical
4	329.0590	-71.98	-13.00	58.98	-11.12	-37.04	25.92	301	Z	Vertical
5	753.3730	-46.17	-13.00	33.17	-2.51	-34.20	31.69	154	Z	NA
6	782.5030	-26.87	-13.00	13.87	-3.31	-34.23	30.92	19	Z	NA

DC_13A-46A_N66 349000 20M DFT-s-OFDM Pi/2 BPSK RB Size-1 RB Offset-1 SCS 15KHz
30M-1G V



Test Graph



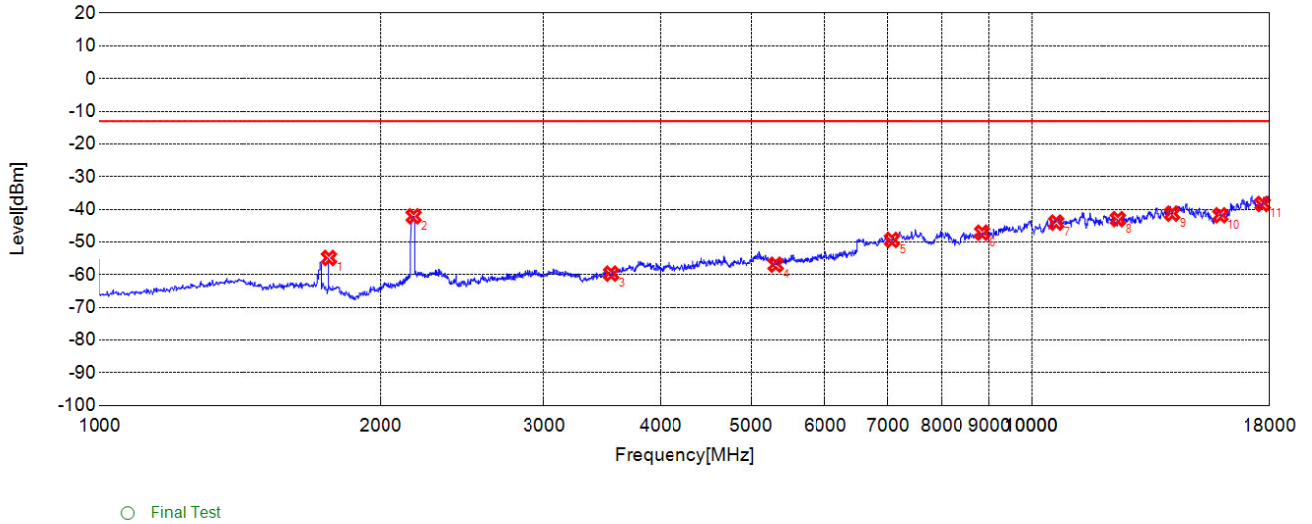
Suspected List										
NO.	Freq. [MHz]	Level [dBm]	Limit [dBm]	Margin [dB]	Factor [dB]	Path [dB]	Air [dB]	Angle [°]	EUT Pol.	Ant. Pol.
1	1760.7610	-54.81	-13.00	41.81	-8.27	-46.28	38.01	34	Z	NA
2	2161.1610	-26.96	-13.00	13.96	-7.78	-46.76	38.98	154	Z	NA
3	3539.5400	-59.19	-13.00	46.19	-8.73	-47.86	39.13	268	Z	Horizontal
4	5312.3120	-56.16	-13.00	43.16	-2.90	-43.31	40.41	157	Z	Horizontal
5	7075.5760	-49.58	-13.00	36.58	7.10	-37.55	44.65	22	Z	Horizontal
6	8848.3480	-47.74	-13.00	34.74	9.98	-36.76	46.74	161	Z	Horizontal
7	10621.1210	-44.32	-13.00	31.32	13.31	-35.37	48.68	154	Z	Horizontal
8	12393.8940	-43.32	-13.00	30.32	17.56	-31.20	48.76	68	Z	Horizontal
9	14166.6670	-41.81	-13.00	28.81	20.75	-29.24	49.99	224	Z	Horizontal
10	15927.9280	-39.44	-13.00	26.44	22.51	-28.25	50.76	268	Z	Horizontal
11	17700.7010	-37.27	-13.00	24.27	25.79	-26.27	52.06	154	Z	Horizontal

DC_13A-46A_N66 354000 20M DFT-s-OFDM Pi/2 BPSK RB Size-1 RB Offset-1 SCS 15KHz
1-18G H





Test Graph



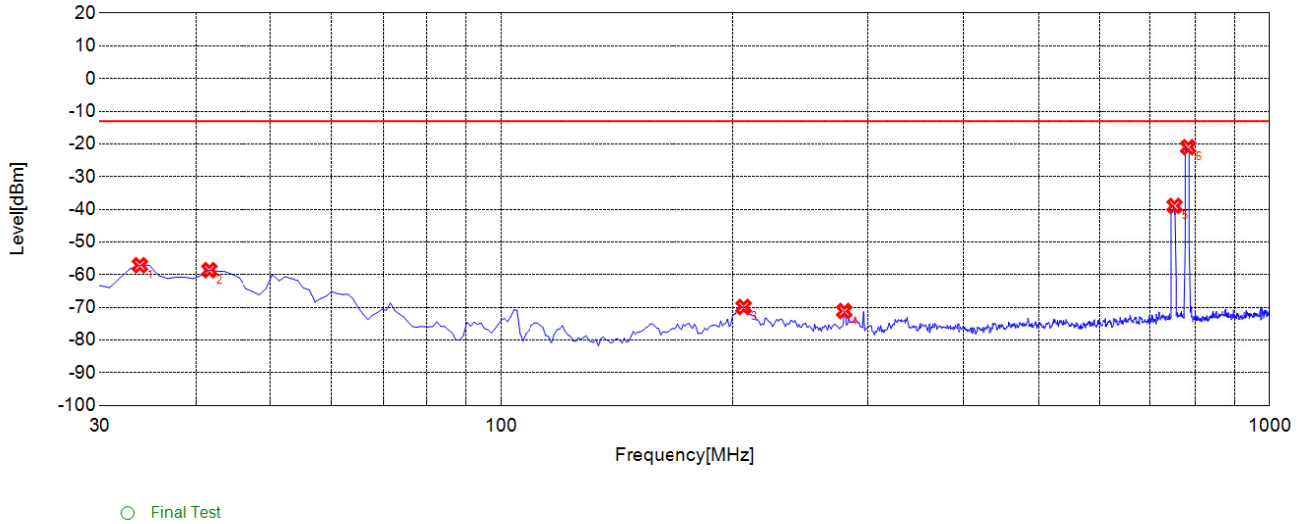
Suspected List										
NO.	Freq. [MHz]	Level [dBm]	Limit [dBm]	Margin [dB]	Factor [dB]	Path [dB]	Air [dB]	Angle [°]	EUT Pol.	Ant. Pol.
1	1760.7610	-54.88	-13.00	41.88	-9.26	-46.28	37.02	34	Z	NA
2	2173.1730	-42.13	-13.00	29.13	-7.99	-46.81	38.82	265	Z	NA
3	3539.5400	-59.67	-13.00	46.67	-9.24	-47.86	38.62	124	Z	Vertical
4	5308.8090	-56.93	-13.00	43.93	-3.32	-43.33	40.01	57	Z	Vertical
5	7075.5760	-49.37	-13.00	36.37	7.11	-37.55	44.66	59	Z	Vertical
6	8848.3480	-47.16	-13.00	34.16	9.89	-36.76	46.65	264	Z	Vertical
7	10621.1210	-44.06	-13.00	31.06	13.50	-35.37	48.87	231	Z	Vertical
8	12393.8940	-42.99	-13.00	29.99	16.78	-31.20	47.98	21	Z	Vertical
9	14155.1550	-41.32	-13.00	28.32	21.10	-29.36	50.46	160	Z	Vertical
10	15927.9280	-41.82	-13.00	28.82	20.02	-28.25	48.27	138	Z	Vertical
11	17700.7010	-38.35	-13.00	25.35	24.85	-26.27	51.12	311	Z	Vertical

DC_13A-46A_N66 354000 20M DFT-s-OFDM Pi/2 BPSK RB Size-1 RB Offset-1 SCS 15KHz
1-18G V





Test Graph

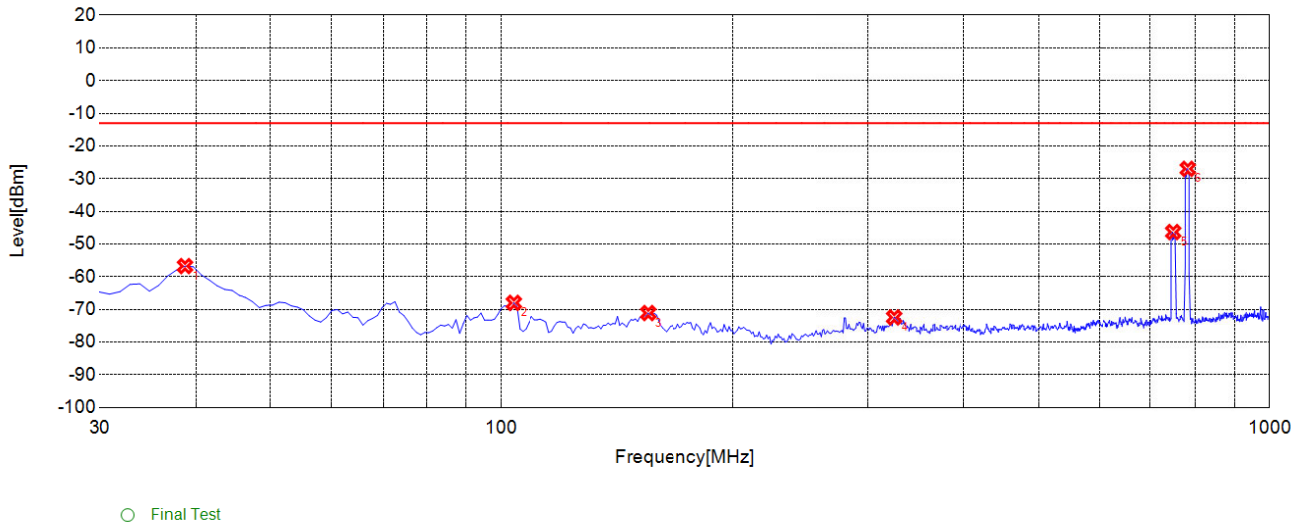


Suspected List										
NO.	Freq. [MHz]	Level [dBm]	Limit [dBm]	Margin [dB]	Factor [dB]	Path [dB]	Air [dB]	Angle [°]	EUT Pol.	Ant. Pol.
1	33.8840	-57.11	-13.00	44.11	-9.81	-39.59	29.78	94	Z	Horizontal
2	41.6520	-58.6	-13.00	45.60	-7.05	-39.53	32.48	224	Z	Horizontal
3	206.7170	-69.87	-13.00	56.87	-14.34	-37.66	23.32	154	Z	Horizontal
4	279.5400	-71.11	-13.00	58.11	-12.04	-37.04	25.00	305	Z	Horizontal
5	752.4020	-38.96	-13.00	25.96	-2.88	-34.20	31.32	264	Z	NA
6	783.4730	-20.99	-13.00	7.99	-3.20	-34.23	31.03	178	Z	NA

DC_13A-46A_N66 354000 20M DFT-s-OFDM Pi/2 BPSK RB Size-1 RB Offset-1 SCS 15KHz
30M-1G H



Test Graph

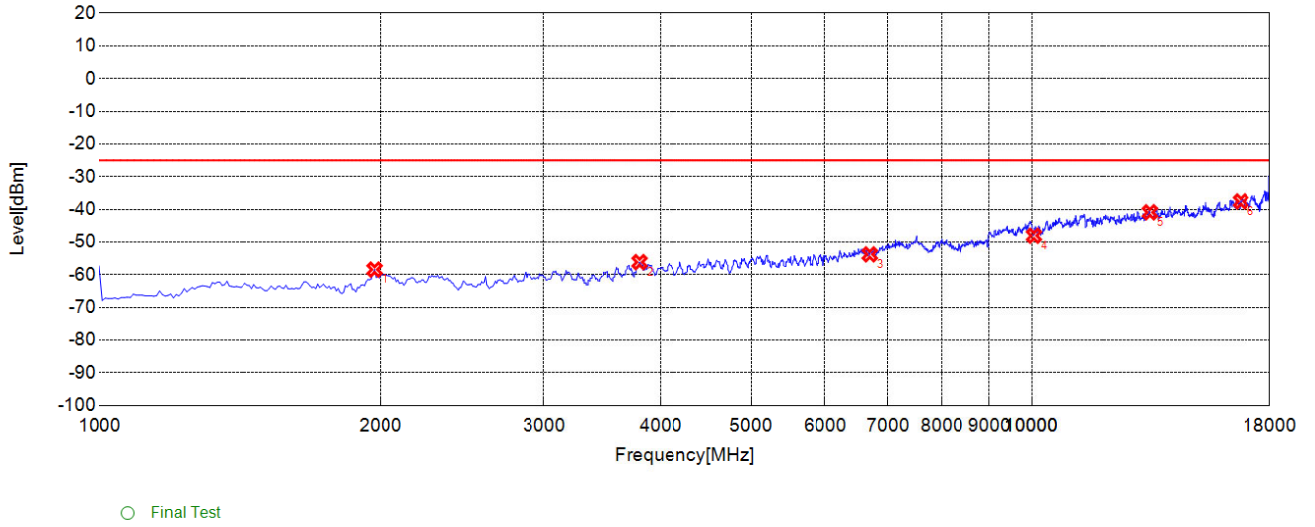


Suspected List										
NO.	Freq. [MHz]	Level [dBm]	Limit [dBm]	Margin [dB]	Factor [dB]	Path [dB]	Air [dB]	Angle [°]	EUT Pol.	Ant. Pol.
1	38.7390	-56.76	-13.00	43.76	-16.41	-39.55	23.14	34	Z	Vertical
2	103.7940	-68.01	-13.00	55.01	-13.84	-38.70	24.86	216	Z	Vertical
3	155.2550	-71.12	-13.00	58.12	-16.85	-38.52	21.67	154	Z	Vertical
4	324.2040	-72.45	-13.00	59.45	-11.34	-37.02	25.68	285	Z	Vertical
5	749.4890	-46.34	-13.00	33.34	-2.66	-34.20	31.54	59	Z	NA
6	782.5030	-27	-13.00	14.00	-3.31	-34.23	30.92	234	Z	NA

DC_13A-46A_N66 354000 20M DFT-s-OFDM Pi/2 BPSK RB Size-1 RB Offset-1 SCS 15KHz
30M-1G V



Test Graph

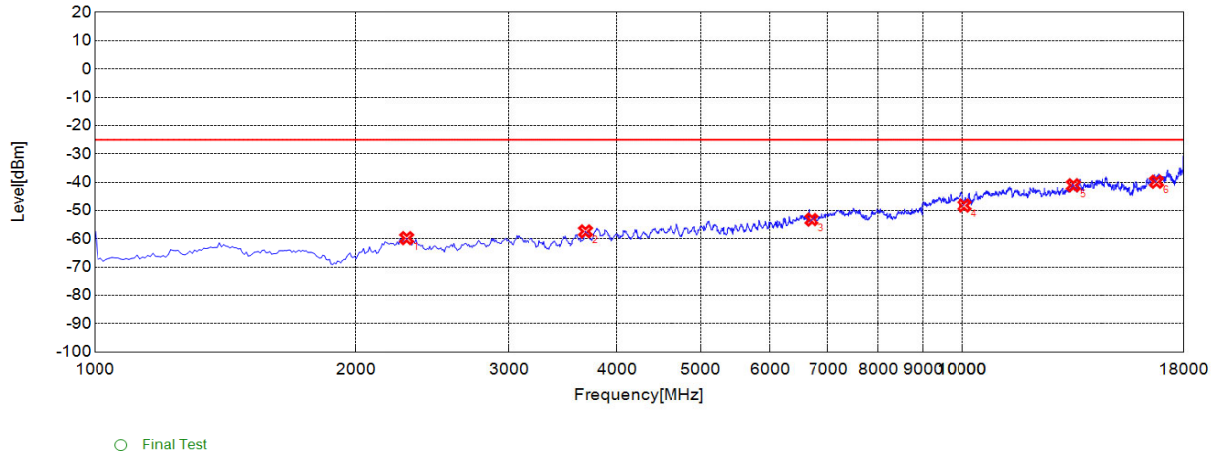


Suspected List										
NO.	Freq. [MHz]	Level [dBm]	Limit [dBm]	Margin [dB]	Factor [dB]	Path [dB]	Air [dB]	Angle [°]	EUT Pol.	Ant. Pol.
1	1968.9690	-58.43	-25.00	33.43	-4.77	-46.37	41.60	56	Z	Horizontal
2	3794.7950	-56.15	-25.00	31.15	-6.67	-46.13	39.46	235	Z	Horizontal
3	6701.7020	-53.78	-25.00	28.78	1.22	-41.63	42.85	54	Z	Horizontal
4	10054.0540	-48.07	-25.00	23.07	10.64	-37.64	48.28	294	Z	Horizontal
5	13405.4050	-40.92	-25.00	15.92	21.51	-28.60	50.11	305	Z	Horizontal
6	16756.7570	-37.58	-25.00	12.58	23.25	-28.41	51.66	22	Z	Horizontal

DC_13A_N77 623334 100M DFT-s-OFDM Pi/2 BPSK RB Size-135 RB Offset-67 SCS 30KHz
1-18G H



Test Graph



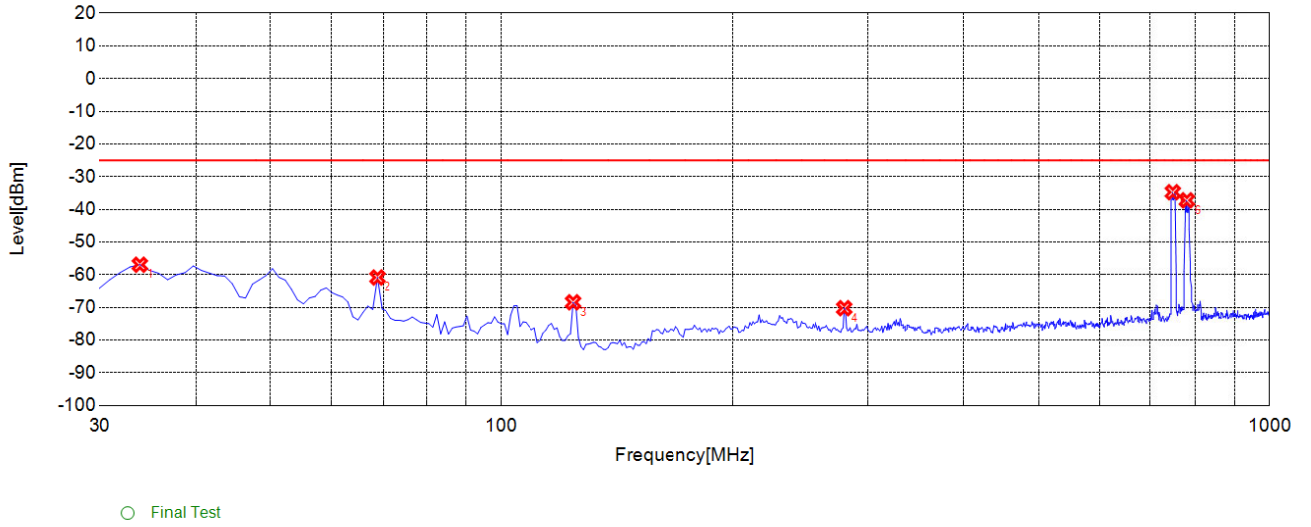
○ Final Test

Suspected List										
NO.	Freq. [MHz]	Level [dBm]	Limit [dBm]	Margin [dB]	Factor [dB]	Path [dB]	Air [dB]	Angle [°]	EUT Pol.	Ant. Pol.
1	2289.2890	-59.79	-25.00	34.79	-7.43	-46.49	39.06	45	Z	Vertical
2	3682.6830	-57.4	-25.00	32.40	-7.85	-46.85	39.00	350	Z	Vertical
3	6701.7020	-53.23	-25.00	28.23	1.24	-41.63	42.87	207	Z	Vertical
4	10054.0540	-48.26	-25.00	23.26	10.54	-37.64	48.18	46	Z	Vertical
5	13405.4050	-41.1	-25.00	16.10	21.13	-28.60	49.73	158	Z	Vertical
6	16747.7480	-39.85	-25.00	14.85	22.14	-28.73	50.87	56	Z	Vertical

DC_13A_N77 623334 100M DFT-s-OFDM Pi/2 BPSK RB Size-135 RB Offset-67 SCS 30KHz
1-18G V



Test Graph

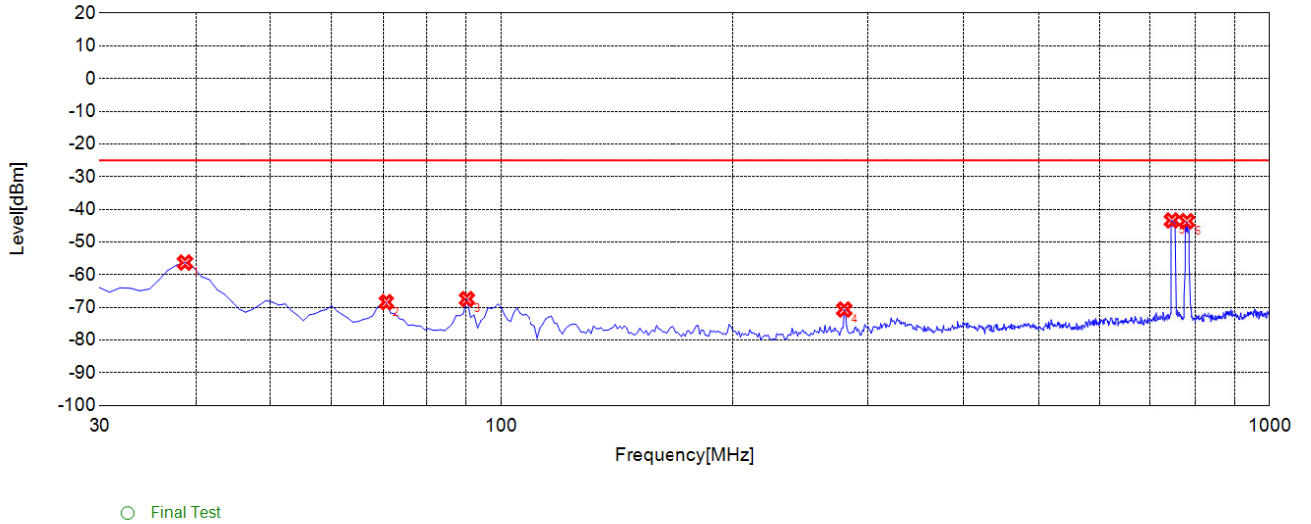


Suspected List										
NO.	Freq. [MHz]	Level [dBm]	Limit [dBm]	Margin [dB]	Factor [dB]	Path [dB]	Air [dB]	Angle [°]	EUT Pol.	Ant. Pol.
1	33.8840	-56.95	-25.00	31.95	-9.81	-39.59	29.78	36	Z	Horizontal
2	68.8390	-60.86	-25.00	35.86	-15.36	-39.51	24.15	106	Z	Horizontal
3	124.1840	-68.45	-25.00	43.45	-19.03	-38.56	19.53	256	Z	Horizontal
4	279.5400	-70.24	-25.00	45.24	-12.04	-37.04	25.00	321	Z	Horizontal
5	748.5190	-34.76	-25.00	9.76	-3.05	-34.21	31.16	59	Z	NA
6	780.5610	-37.24	-25.00	12.24	-3.17	-34.22	31.05	27	Z	NA

DC_13A_N77 623334 100M DFT-s-OFDM Pi/2 BPSK RB Size-135 RB Offset-67 SCS 30KHz
30M-1G H



Test Graph

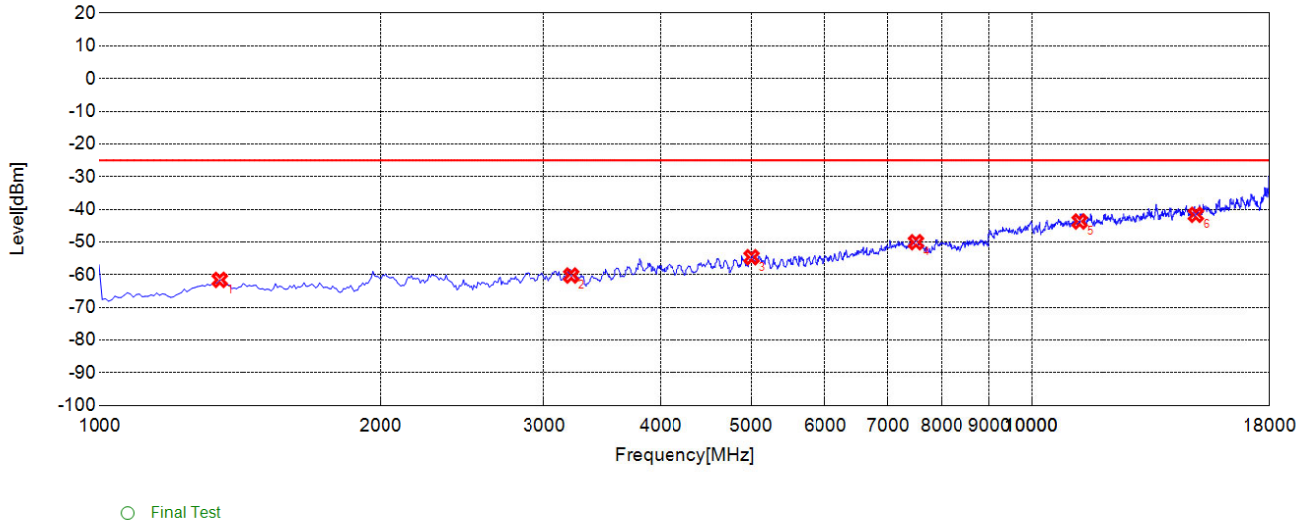


Suspected List										
NO.	Freq. [MHz]	Level [dBm]	Limit [dBm]	Margin [dB]	Factor [dB]	Path [dB]	Air [dB]	Angle [°]	EUT Pol.	Ant. Pol.
1	38.7390	-56.3	-25.00	31.30	-16.41	-39.55	23.14	265	Z	Vertical
2	70.7810	-68.4	-25.00	43.40	-18.39	-39.48	21.09	251	Z	Vertical
3	90.2000	-67.46	-25.00	42.46	-16.50	-38.71	22.21	56	Z	Vertical
4	279.5400	-70.65	-25.00	45.65	-12.54	-37.04	24.50	49	Z	Vertical
5	746.5770	-43.4	-25.00	18.40	-2.84	-34.21	31.37	226	Z	NA
6	780.5610	-43.63	-25.00	18.63	-3.25	-34.22	30.97	51	Z	NA

DC_13A_N77 623334 100M DFT-s-OFDM Pi/2 BPSK RB Size-135 RB Offset-67 SCS 30KHz
30M-1G V



Test Graph



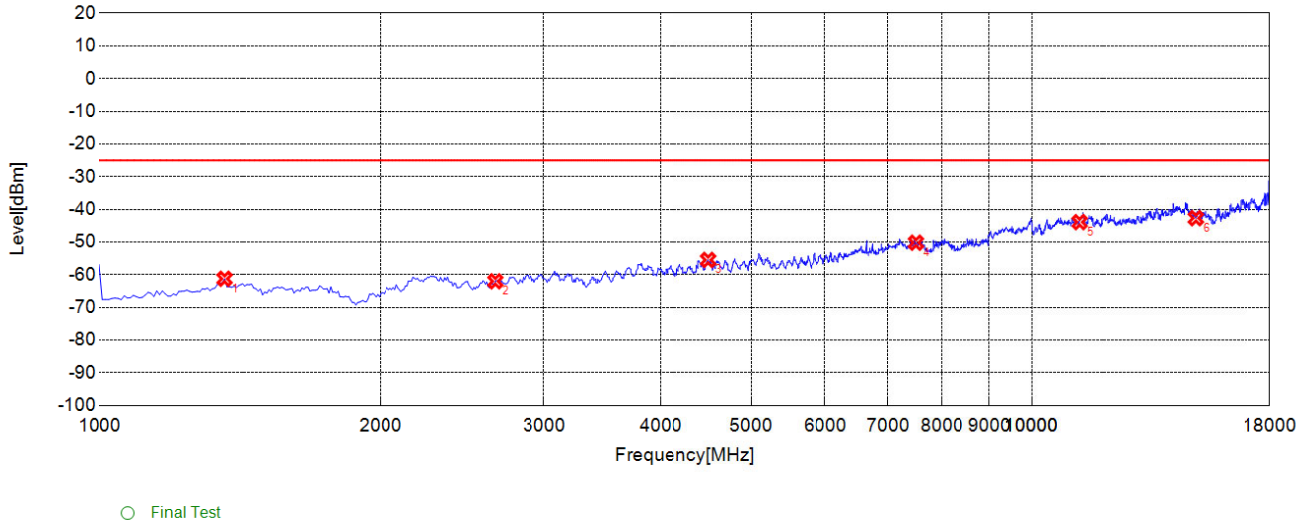
Suspected List

NO.	Freq. [MHz]	Level [dBm]	Limit [dBm]	Margin [dB]	Factor [dB]	Path [dB]	Air [dB]	Angle [°]	EUT Pol.	Ant. Pol.
1	1344.3440	-61.59	-25.00	36.59	-7.94	-45.27	37.33	36	Z	Horizontal
2	3210.2100	-60.25	-25.00	35.25	-8.48	-47.68	39.20	225	Z	Horizontal
3	5004.0040	-54.64	-25.00	29.64	-2.44	-43.81	41.37	49	Z	Horizontal
4	7502.5030	-50.07	-25.00	25.07	8.08	-38.10	46.18	53	Z	Horizontal
5	11252.2520	-43.72	-25.00	18.72	14.12	-34.62	48.74	306	Z	Horizontal
6	15000.0000	-41.67	-25.00	16.67	19.87	-29.94	49.81	42	Z	Horizontal

DC_13A_N77 650000 100M DFT-s-OFDM Pi/2 BPSK RB Size-135 RB Offset-67 SCS 30KHz
1-18G H



Test Graph



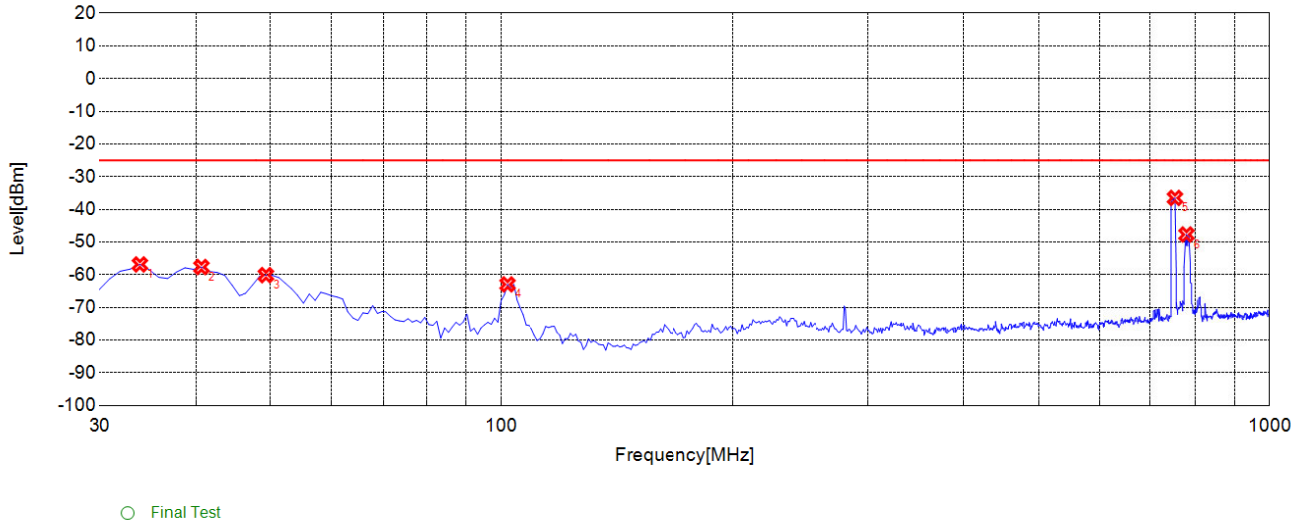
Suspected List

NO.	Freq. [MHz]	Level [dBm]	Limit [dBm]	Margin [dB]	Factor [dB]	Path [dB]	Air [dB]	Angle [°]	EUT Pol.	Ant. Pol.
1	1360.3600	-61.25	-25.00	36.25	-8.50	-45.29	36.79	206	Z	Vertical
2	2657.6580	-62.02	-25.00	37.02	-10.38	-47.31	36.93	33	Z	Vertical
3	4499.4990	-55.48	-25.00	30.48	-5.60	-45.70	40.10	241	Z	Vertical
4	7502.5030	-50.21	-25.00	25.21	7.67	-38.10	45.77	11	Z	Vertical
5	11252.2520	-43.91	-25.00	18.91	14.18	-34.62	48.80	39	Z	Vertical
6	15000.0000	-42.7	-25.00	17.70	19.80	-29.94	49.74	209	Z	Vertical

DC_13A_N77 650000 100M DFT-s-OFDM Pi/2 BPSK RB Size-135 RB Offset-67 SCS 30KHz
1-18G V



Test Graph

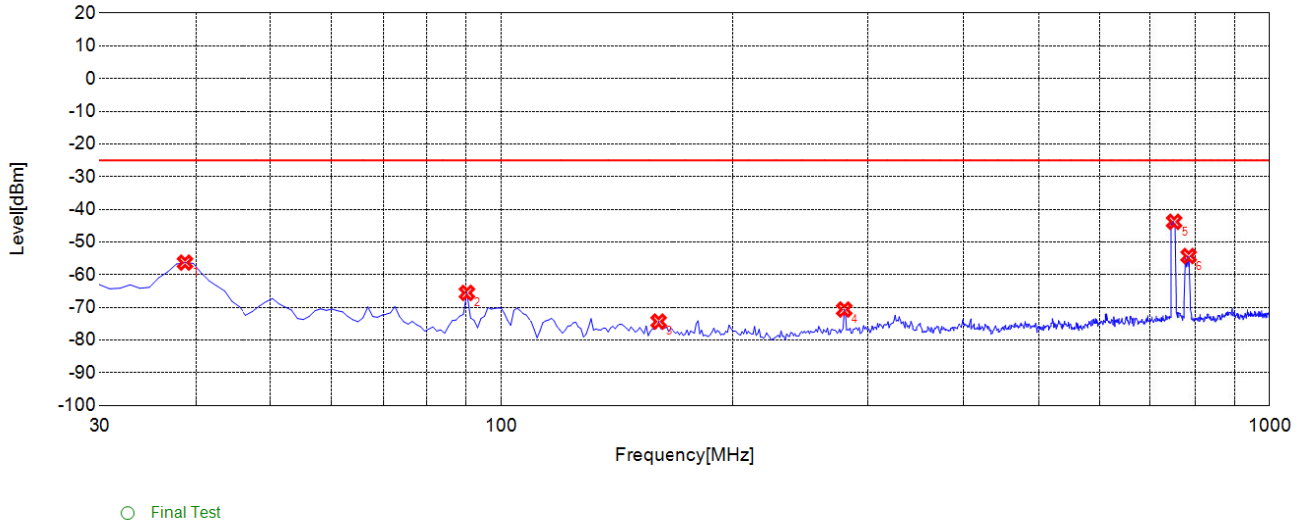


Suspected List										
NO.	Freq. [MHz]	Level [dBm]	Limit [dBm]	Margin [dB]	Factor [dB]	Path [dB]	Air [dB]	Angle [°]	EUT Pol.	Ant. Pol.
1	33.8840	-56.86	-25.00	31.86	-9.81	-39.59	29.78	262	Z	Horizontal
2	40.6810	-57.65	-25.00	32.65	-7.05	-39.53	32.48	300	Z	Horizontal
3	49.4190	-60.13	-25.00	35.13	-7.01	-39.46	32.45	53	Z	Horizontal
4	101.8520	-62.96	-25.00	37.96	-17.45	-38.70	21.25	13	Z	Horizontal
5	753.3730	-36.52	-25.00	11.52	-2.83	-34.20	31.37	205	Z	NA
6	779.5900	-47.7	-25.00	22.70	-3.14	-34.22	31.08	119	Z	NA

DC_13A_N77 650000 100M DFT-s-OFDM Pi/2 BPSK RB Size-135 RB Offset-67 SCS 30KHz
30M-1G H



Test Graph

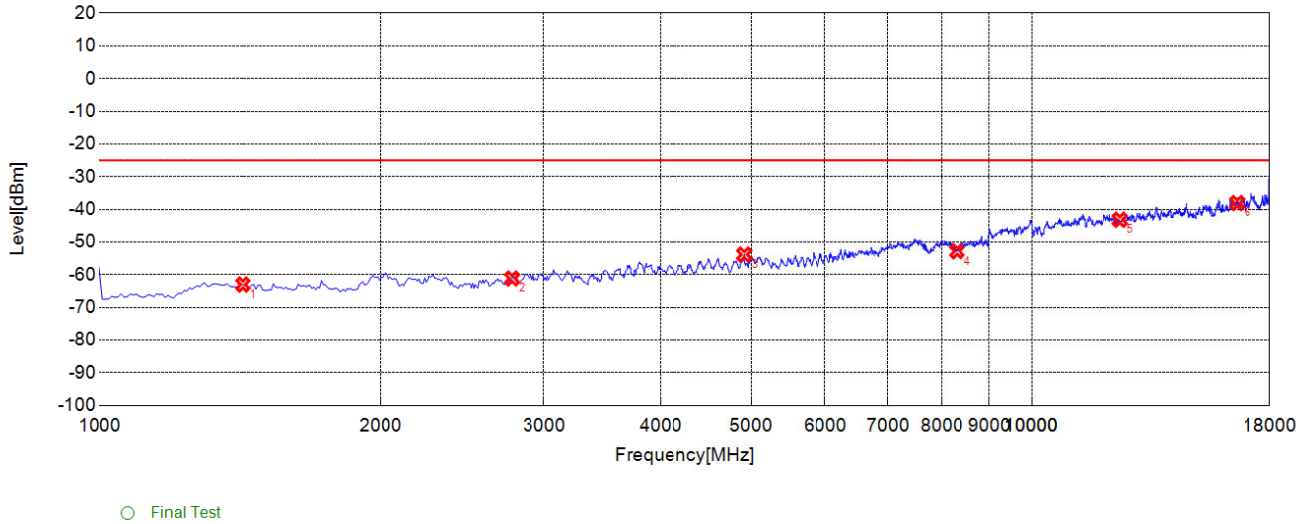


Suspected List										
NO.	Freq. [MHz]	Level [dBm]	Limit [dBm]	Margin [dB]	Factor [dB]	Path [dB]	Air [dB]	Angle [°]	EUT Pol.	Ant. Pol.
1	38.7390	-56.31	-25.00	31.31	-16.41	-39.55	23.14	23	Z	Vertical
2	90.2000	-65.57	-25.00	40.57	-16.50	-38.71	22.21	22	Z	Vertical
3	160.1100	-74.34	-25.00	49.34	-16.96	-38.39	21.43	300	Z	Vertical
4	279.5400	-70.66	-25.00	45.66	-12.54	-37.04	24.50	125	Z	Vertical
5	751.4310	-43.82	-25.00	18.82	-2.58	-34.20	31.62	22	Z	NA
6	784.4440	-54.29	-25.00	29.29	-3.35	-34.23	30.88	347	Z	NA

DC_13A_N77 650000 100M DFT-s-OFDM Pi/2 BPSK RB Size-135 RB Offset-67 SCS 30KHz
30M-1G V



Test Graph

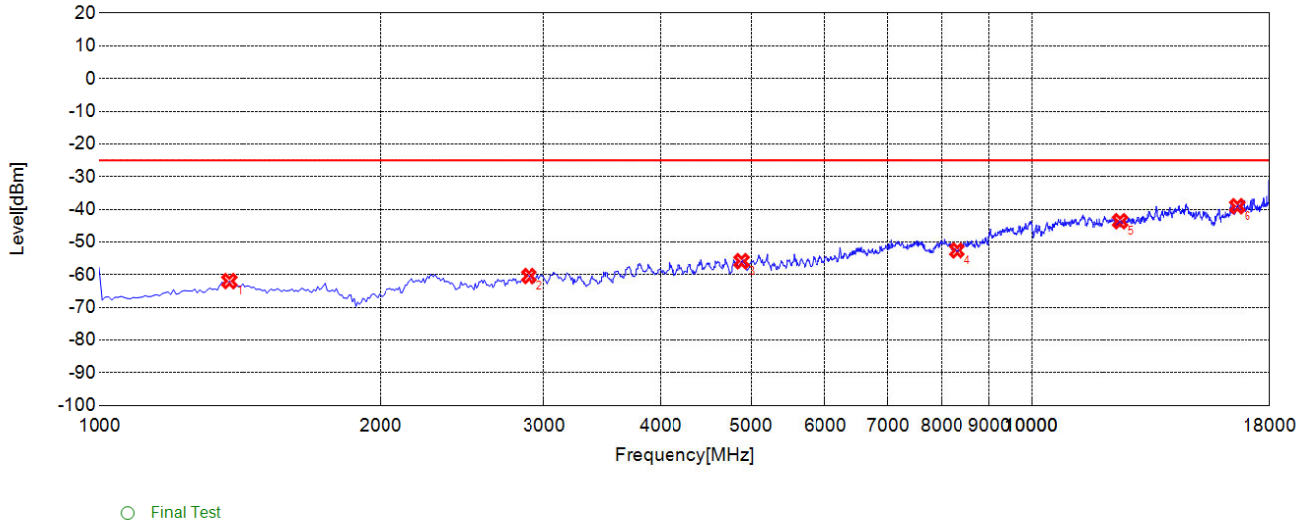


Suspected List										
NO.	Freq. [MHz]	Level [dBm]	Limit [dBm]	Margin [dB]	Factor [dB]	Path [dB]	Air [dB]	Angle [°]	EUT Pol.	Ant. Pol.
1	1424.4240	-63.01	-25.00	38.01	-8.69	-45.38	36.69	32	Z	Horizontal
2	2769.7700	-61.17	-25.00	36.17	-9.49	-47.60	38.11	45	Z	Horizontal
3	4915.9160	-53.84	-25.00	28.84	-3.10	-44.21	41.11	50	Z	Horizontal
4	8303.3030	-52.83	-25.00	27.83	6.92	-38.09	45.01	335	Z	Horizontal
5	12450.4500	-43.18	-25.00	18.18	18.34	-30.36	48.70	41	Z	Horizontal
6	16603.6040	-38.09	-25.00	13.09	23.76	-27.90	51.66	306	Z	Horizontal

DC_13A_N77 676666 100M DFT-s-OFDM Pi/2 BPSK RB Size-135 RB Offset-67 SCS 30KHz
1-18G H



Test Graph

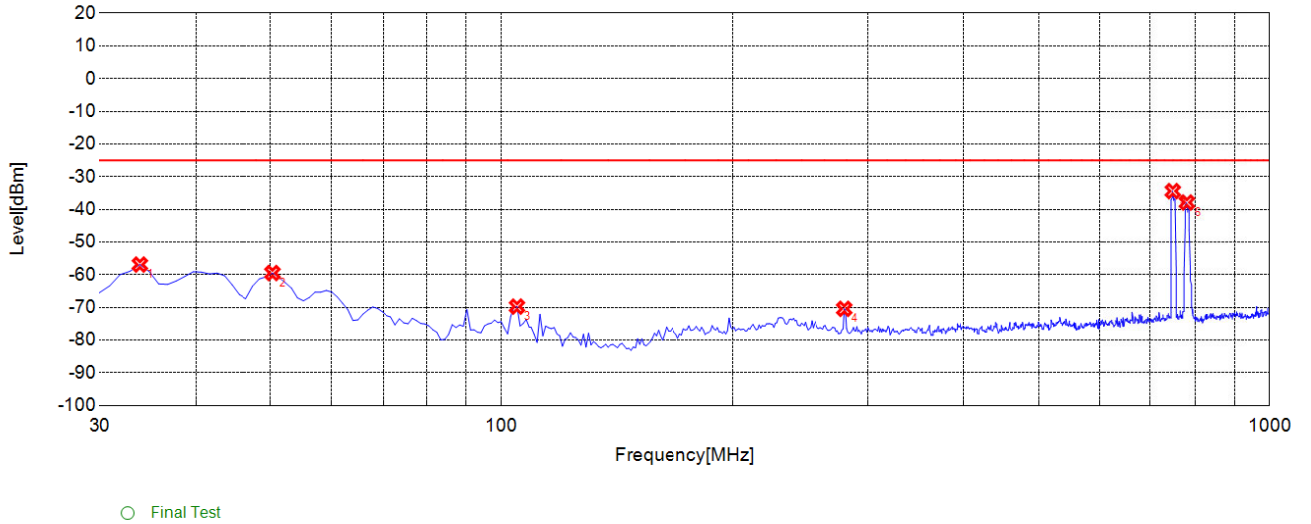


Suspected List										
NO.	Freq. [MHz]	Level [dBm]	Limit [dBm]	Margin [dB]	Factor [dB]	Path [dB]	Air [dB]	Angle [°]	EUT Pol.	Ant. Pol.
1	1376.3760	-61.95	-25.00	36.95	-8.31	-45.31	37.00	23	Z	Vertical
2	2889.8900	-60.4	-25.00	35.40	-9.23	-47.68	38.45	46	Z	Vertical
3	4883.8840	-55.87	-25.00	30.87	-3.32	-43.98	40.66	205	Z	Vertical
4	8303.3030	-52.57	-25.00	27.57	6.69	-38.09	44.78	30	Z	Vertical
5	12459.4590	-43.63	-25.00	18.63	17.48	-30.44	47.92	115	Z	Vertical
6	16603.6040	-39.05	-25.00	14.05	22.42	-27.90	50.32	306	Z	Vertical

DC_13A_N77 676666 100M DFT-s-OFDM Pi/2 BPSK RB Size-135 RB Offset-67 SCS 30KHz
1-18G V



Test Graph

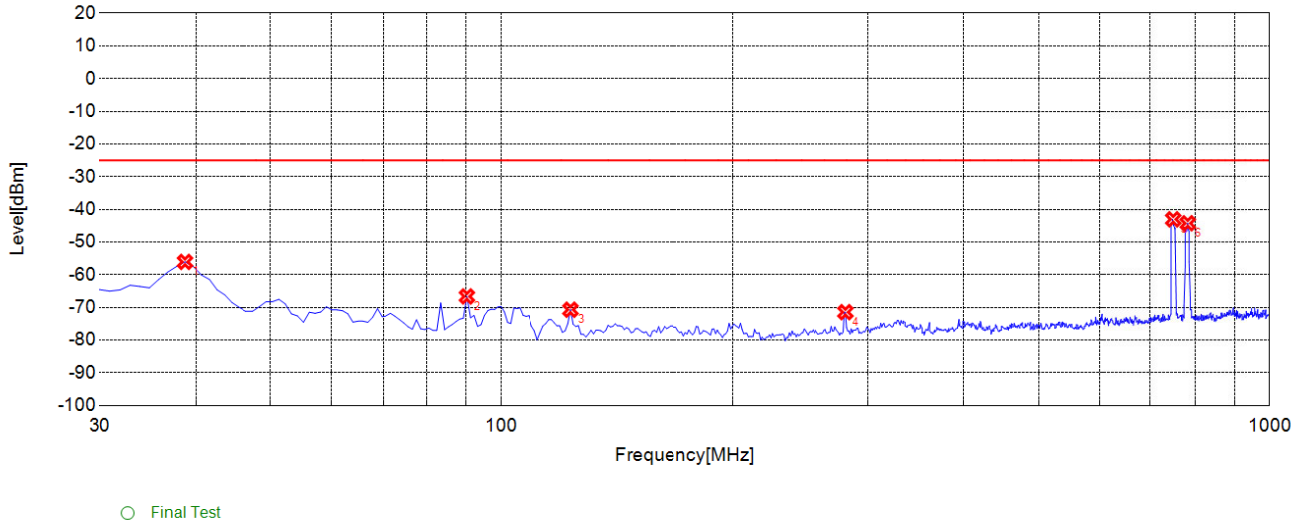


Suspected List										
NO.	Freq. [MHz]	Level [dBm]	Limit [dBm]	Margin [dB]	Factor [dB]	Path [dB]	Air [dB]	Angle [°]	EUT Pol.	Ant. Pol.
1	33.8840	-56.9	-25.00	31.90	-9.81	-39.59	29.78	12	Z	Horizontal
2	50.3900	-59.49	-25.00	34.49	-7.16	-39.46	32.30	49	Z	Horizontal
3	104.7650	-69.76	-25.00	44.76	-17.53	-38.70	21.17	232	Z	Horizontal
4	279.5400	-70.45	-25.00	45.45	-12.04	-37.04	25.00	235	Z	Horizontal
5	748.5190	-34.43	-25.00	9.43	-3.05	-34.21	31.16	12	Z	NA
6	780.5610	-37.91	-25.00	12.91	-3.17	-34.22	31.05	34	Z	NA

DC_13A_N77 676666 100M DFT-s-OFDM Pi/2 BPSK RB Size-135 RB Offset-67 SCS 30KHz
30M-1G H



Test Graph



Suspected List										
NO.	Freq. [MHz]	Level [dBm]	Limit [dBm]	Margin [dB]	Factor [dB]	Path [dB]	Air [dB]	Angle [°]	EUT Pol.	Ant. Pol.
1	38.7390	-56.08	-25.00	31.08	-16.41	-39.55	23.14	21	Z	Vertical
2	90.2000	-66.65	-25.00	41.65	-16.50	-38.71	22.21	205	Z	Vertical
3	123.2130	-70.71	-25.00	45.71	-15.75	-38.56	22.81	334	Z	Vertical
4	280.5110	-71.46	-25.00	46.46	-12.48	-37.03	24.55	101	Z	Vertical
5	749.4890	-43.05	-25.00	18.05	-2.66	-34.20	31.54	56	Z	NA
6	782.5030	-44.27	-25.00	19.27	-3.31	-34.23	30.92	32	Z	NA

DC_13A_N77 676666 100M DFT-s-OFDM Pi/2 BPSK RB Size-135 RB Offset-67 SCS 30KHz
30M-1G V



Annex A Test Uncertainty

Where relevant, the following measurement uncertainty levels have been estimated for test performed on the EUT as specified in CISPR 16-1-2:

Test items	Uncertainty
Output Power	± 2.22 dB
Bandwidth	$\pm 5\%$
Conducted Spurious Emission	± 2.77 dB
Band Edge	± 2.77 dB
Equivalent Isotropic Radiated Power	± 2.22 dB
Radiated Spurious Emissions	± 6 dB

This uncertainty represent an expanded uncertainty expressed at approximately the 95% confidence level using a coverage factor of $k=2$



Annex B Testing Laboratory Information

1. Identification of the Responsible Testing Laboratory

Company Name:	Shenzhen Morlab Communications Technology Co., Ltd.
Department:	Morlab Laboratory
Address:	FL.3, Building A, FeiYang Science Park, No.8 LongChang Road, Block 67, BaoAn District, ShenZhen, GuangDong Province, P. R. China
Responsible Test Lab Manager:	Mr. Su Feng
Telephone:	+86 755 36698555
Facsimile:	+86 755 36698525

2. Identification of the Responsible Testing Location

Name:	Shenzhen Morlab Communications Technology Co., Ltd. Morlab Laboratory
Address:	FL.3, Building A, FeiYang Science Park, No.8 LongChang Road, Block 67, BaoAn District, ShenZhen, GuangDong Province, P. R. China

3. Facilities and Accreditations

All measurement facilities used to collect the measurement data are located at FL.3, Building A, FeiYang Science Park, Block 67, BaoAn District, Shenzhen, 518101 P. R. China. The test site is constructed in conformance with the requirements of ANSI C63.10-2013 and CISPR Publication 22; the FCC designation number is CN1192, the test firm registration number is 226174.



4. Test Equipments Utilized

4.1 Conducted Test Equipments

Equipment Name	Serial No.	Type	Manufacturer	Cal. Date	Cal. Due
Power Splitter	NW521	1506A	Weinschel	N/A	N/A
Attenuator 1	(N/A.)	10dB	Resnet	N/A	N/A
Attenuator 2	(N/A.)	3dB	Resnet	N/A	N/A
EXA Signal Analyzer	MY54170556	N9030A	Keysight	2021.01.08	2022.01.07
USB Power Sensor	MY54210011	U2021XA	Agilent	2020.10.23	2021.10.22
System Simulator	6261830572	MT8821C	Anritsu	2021.02.25	2022.02.24
System Simulator	6262012906	MT8000A	Anritsu	2020.10.28	2021.10.27
RF cable (30MHz-26GHz)	CB01	RF01	Morlab	N/A	N/A
Coaxial cable	CB02	RF02	Morlab	N/A	N/A
SMA connector	CN01	RF03	HUBER-SUHNER	N/A	N/A
Temperature Chamber	2017111210 2	HZ-2019	Dongguan Lixian Instrument Technology Co., Ltd	2020.10.26	2021.10.25
Computer	T430i	Think Pad	Lenovo	N/A	N/A

**4.2 Radiated Test Equipments**

Equipment Name	Serial No.	Type	Manufacturer	Cal. Date	Cal. Due
System Simulator	6262012906	MT8000A	Anritsu	2019.10.07	2021.10.06
System Simulator	6200995016	MT8820C	Anritsu	2020.10.28	2021.10.27
Receiver	MY54130016	N9038A	Agilent	2020.07.21	2021.07.20
Test Antenna - Bi-Log	9163-519	VULB 9163	Schwarzbeck	2019.05.24	2022.05.23
Test Antenna - Horn	9170C-531	BBHA9170	Schwarzbeck	2019.07.26	2022.07.25
Test Antenna - Horn	01774	BBHA 9120D	Schwarzbeck	2019.07.26	2022.07.25
Coaxial cable (N male) (9KHz-30MHz)	CB04	EMC04	Morlab	N/A	N/A
Coaxial cable (N male) (30MHz-26GHz)	CB02	EMC02	Morlab	N/A	N/A
Coaxial cable(N male) (30MHz-26GHz)	CB03	EMC03	Morlab	N/A	N/A
1-18GHz pre-Amplifier	MA02	TS-PR18	Rohde& Schwarz	2020.07.21	2021.07.20
18-26.5GHz pre-Amplifier	MA03	TS-PR18	Rohde& Schwarz	2020.07.21	2021.07.20
Notch Filter	N/A	WRCGV -LTE B2	Wainwright	2020.07.21	2021.07.20
Notch Filter	N/A	WRCGV -LTE B4	Wainwright	2020.07.21	2021.07.20
Notch Filter	N/A	WRCGV -LTE B5	Wainwright	2020.07.21	2021.07.20
Notch Filter	N/A	WRCGV -LTE B7	Wainwright	2020.07.21	2021.07.20
Notch Filter	N/A	WRCGV -LTE B12	Wainwright	2020.07.21	2021.07.20
Notch Filter	N/A	WRCGV -LTE B17	Wainwright	2020.07.21	2021.07.20
Notch Filter	N/A	WRCGV	Wainwright	2020.07.21	2021.07.20



Equipment Name	Serial No.	Type	Manufacturer	Cal. Date	Cal. Due
Notch Filter	N/A	WRCGV -LTE B25	Wainwright	2020.07.21	2021.07.20
Notch Filter	N/A	WRCGV -LTE B26	Wainwright	2020.07.21	2021.07.20
Notch Filter	N/A	WRCGV -LTE B30	Wainwright	2020.07.21	2021.07.20
Notch Filter	N/A	WRCGV -LTE 38	Wainwright	2020.07.21	2021.07.20
Notch Filter	N/A	WRCGV -LTE B40	Wainwright	2020.07.21	2021.07.20
Notch Filter	N/A	WRCGV -LTE B41	Wainwright	2020.07.21	2021.07.20
Anechoic Chamber	N/A	9m*6m*6m	CRT	2020.07.21	2021.07.20

————— END OF REPORT —————