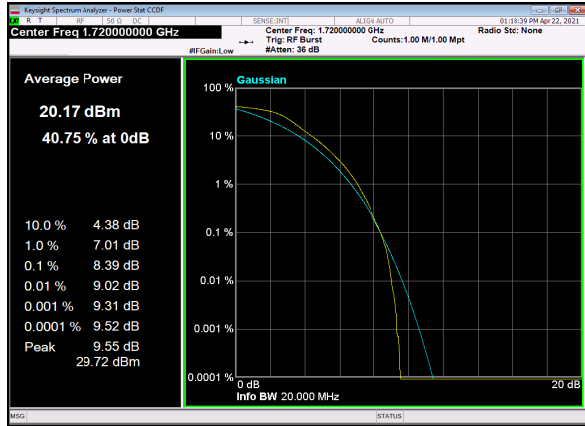
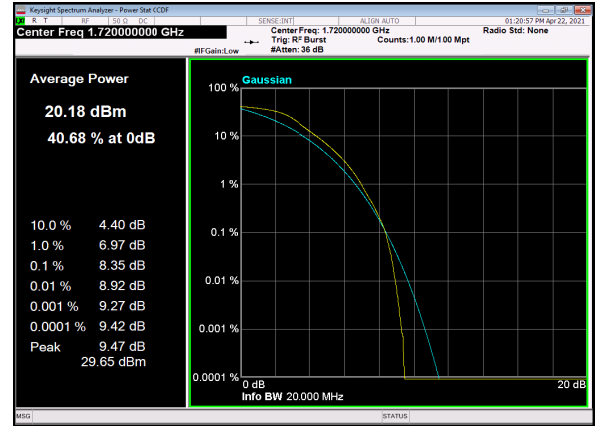




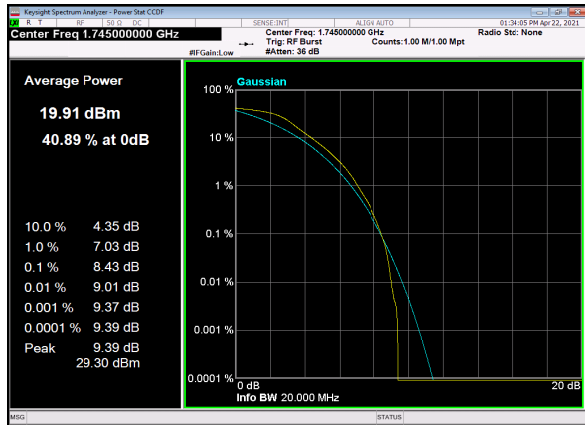
13A_46A_N66(20M)_DFT-s-OFDM_PI_2-BPSK_Outer_Full_Low_CH



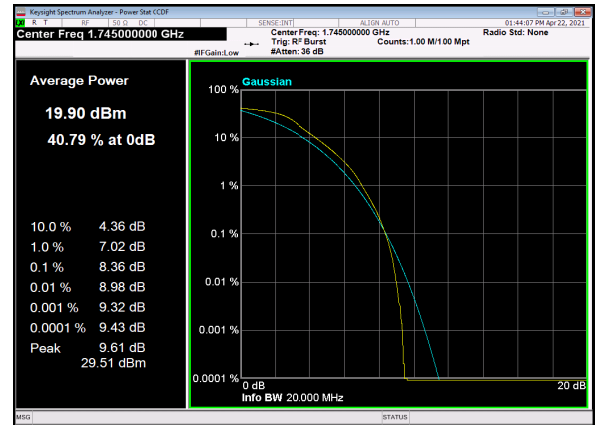
13A_46A_N66(20M)_DFT-s-OFDM_QPSK_Outer_Full_Low_CH



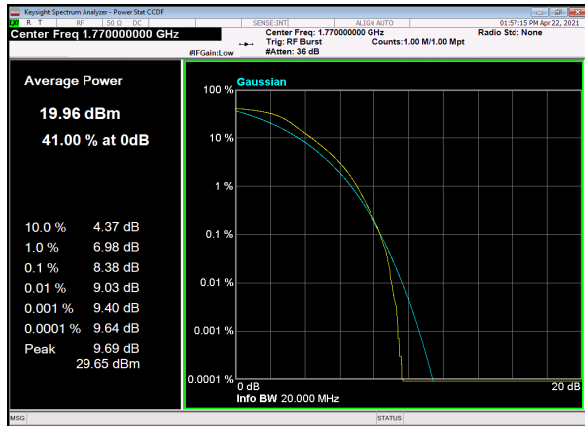
13A_46A_N66(20M)_DFT-s-OFDM_PI_2-BPSK_Outer_Full_Mid_CH



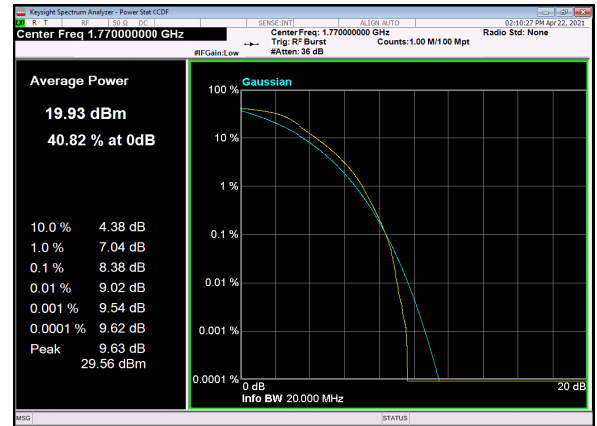
13A_46A_N66(20M)_DFT-s-OFDM_QPSK_Outer_Full_Mid_CH



13A_46A_N66(20M)_DFT-s-OFDM_PI_2-BPSK_Outer_Full_High_CH

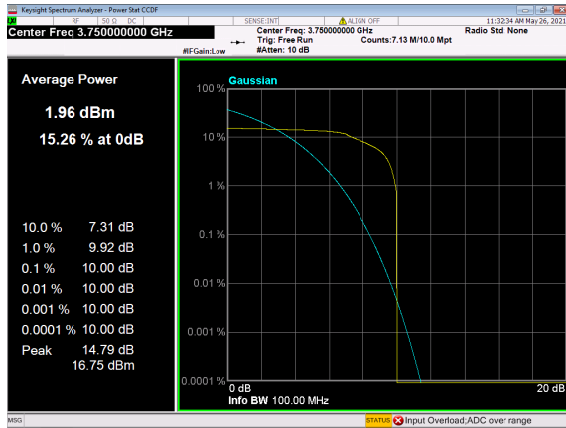


13A_46A_N66(20M)_DFT-s-OFDM_QPSK_Outer_Full_High_CH

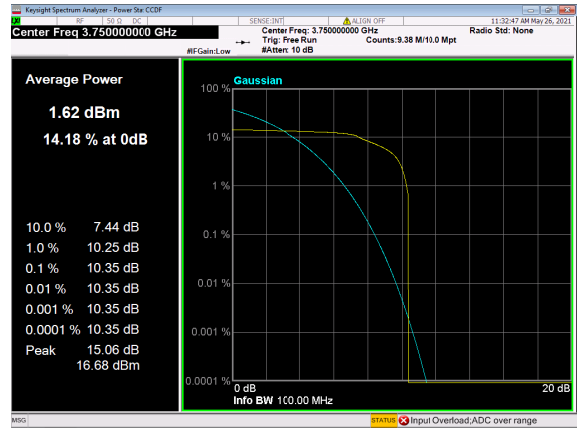




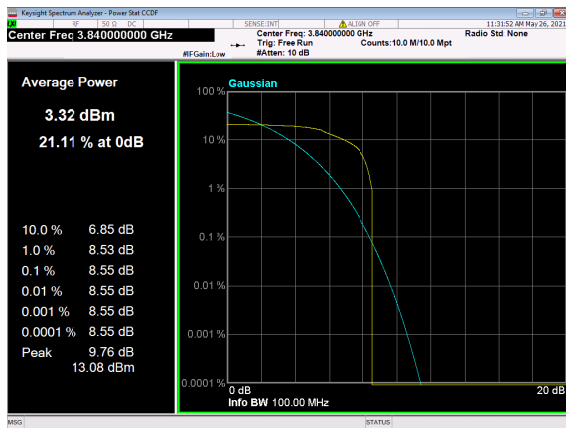
13A_N77(100M)_DFT-s-OFDM_PI_2-BPSK_Outer_Full_Low_CH



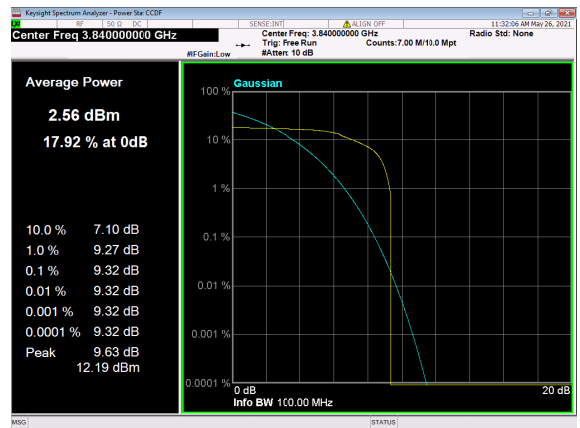
13A_N77(100M)_DFT-s-OFDM_QPSK_Outer_Full_Low_CH



13A_N77(100M)_DFT-s-OFDM_PI_2-BPSK_Outer_Full_Mid_CH



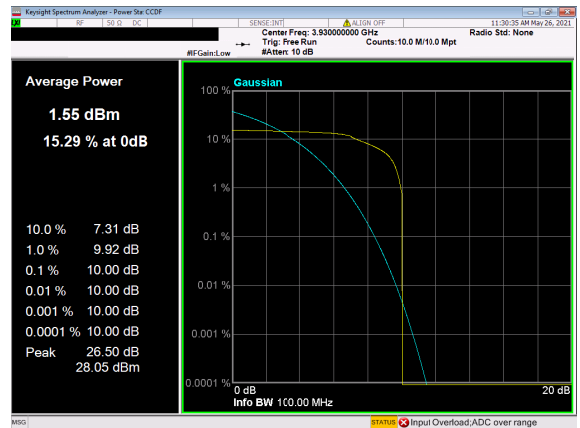
13A_N77(100M)_DFT-s-OFDM_QPSK_Outer_Full_Mid_CH



13A_N77(100M)_DFT-s-OFDM_PI_2-BPSK_Outer_Full_High_CH



13A_N77(100M)_DFT-s-OFDM_QPSK_Outer_Full_High_CH

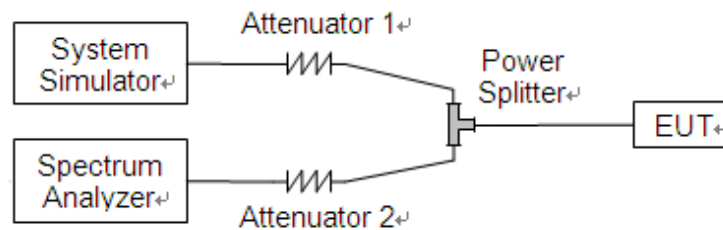


2.5. Conducted Spurious Emissions

2.5.1. Requirement

According to FCC section 2.1051, section 27.53(h), section 27.53(g), section 27.53(l), the power of any emission outside of the authorized operating frequency ranges must be attenuated below the transmitting power (P) by a factor of at least $43+10*\log(P)$ dB. This calculated to be -13dBm.

2.5.2. Test Description



The EUT is coupled to the Spectrum Analyzer (SA) and the System Simulator (SS) with Attenuators through the Power Splitter; the RF load attached to the EUT antenna terminal is 50Ohm; the path loss as the factor is calibrated to correct the reading. The EUT is commanded by the SS to operate at the maximum output power. A call is established between the EUT and the SS.



REPORT No.: SZ21010412W08

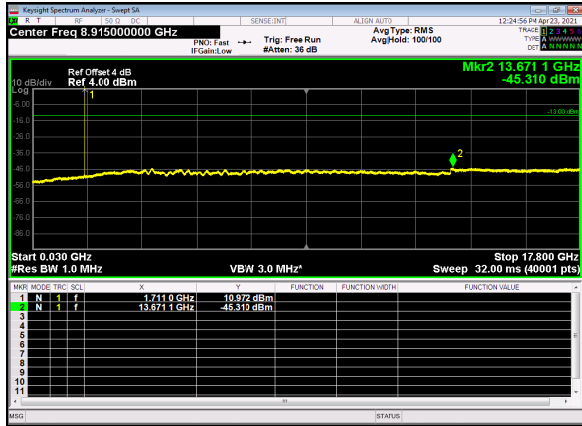
2.5.3. Test procedure

KDB 971168 D01v03 Section 6.0 and ANSI/TIA-603-E-2016.

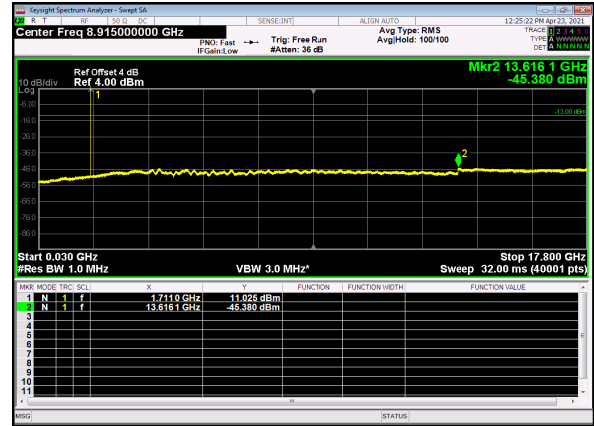
2.5.4. Test Result



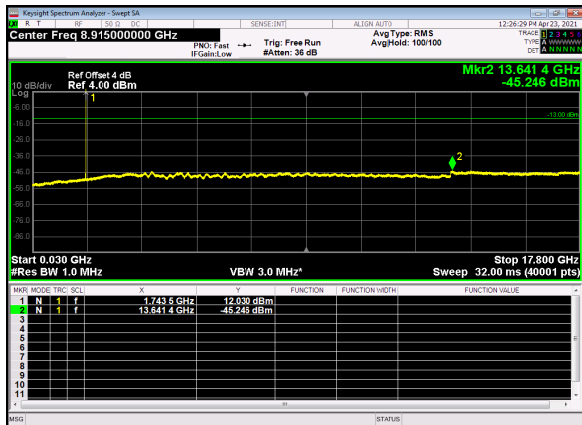
DC_13A_46A_N66(5M)_DFT-s-OFDM_BPSK_
Edge_1RB_Left_Low_CH



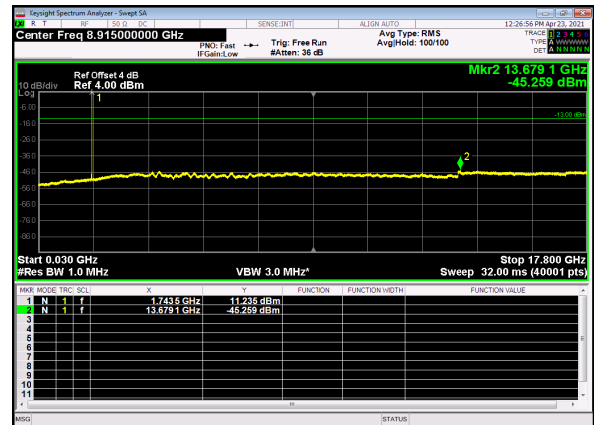
DC_13A_46A_N66(5M)_DFT-s-OFDM_QPSK_
Edge_1RB_Left_Low_CH



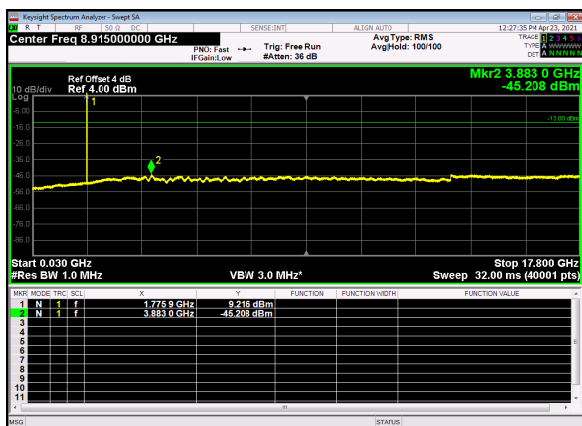
DC_13A_46A_N66(5M)_DFT-s-OFDM_BPSK_
Edge_1RB_Left_Mid_CH



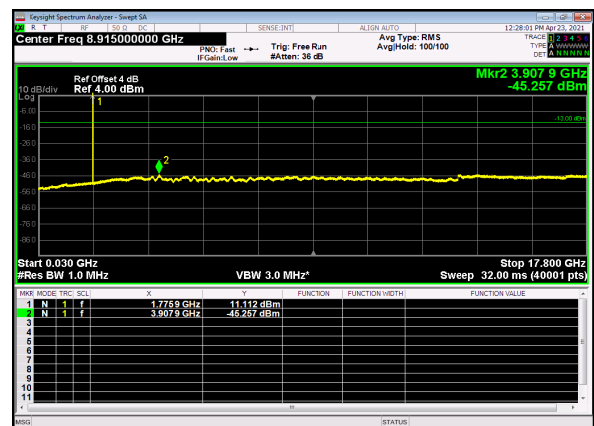
DC_13A_46A_N66(5M)_DFT-s-OFDM_QPSK_
Edge_1RB_Left_Mid_CH



DC_13A_46A_N66(5M)_DFT-s-OFDM_BPSK_
Edge_1RB_Left_High_CH

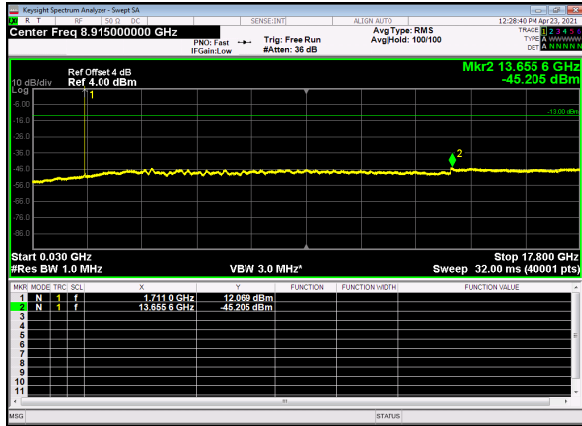


DC_13A_46A_N66(5M)_DFT-s-OFDM_QPSK_
Edge_1RB_Left_High_CH

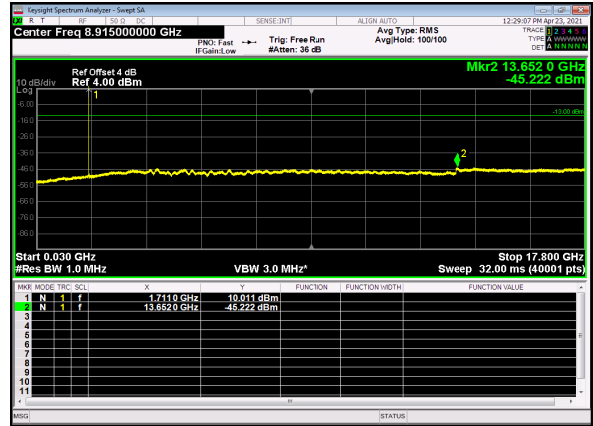




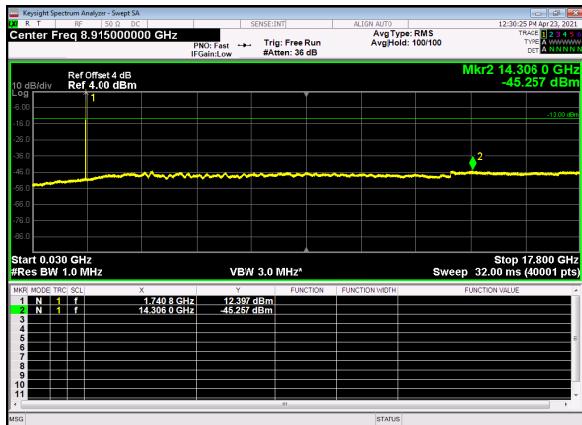
DC_13A_46A_N66(10M)_DFT-s-OFDM_BPSK
_Edge_1RB_Left_Low_CH



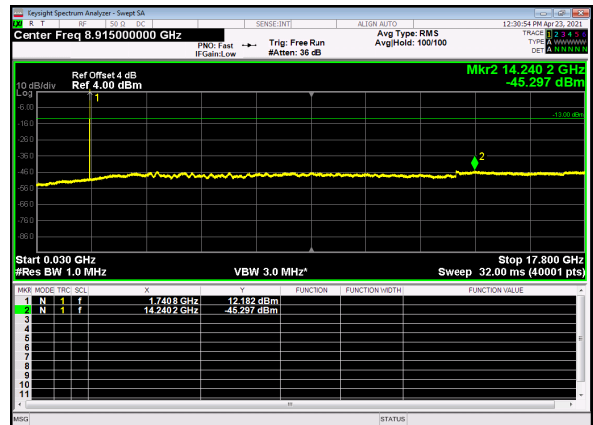
DC_13A_46A_N66(10M)_DFT-s-OFDM_QPSK
_Edge_1RB_Left_Low_CH



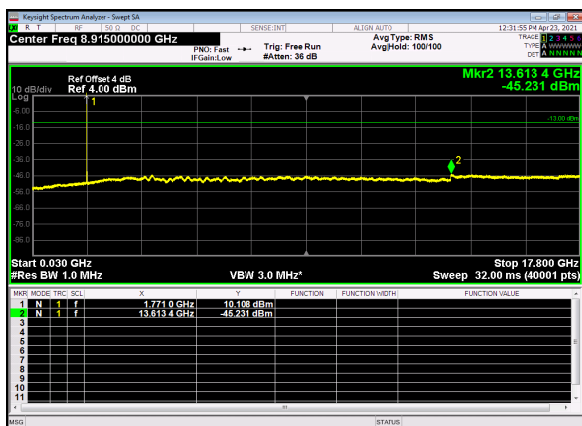
DC_13A_46A_N66(10M)_DFT-s-OFDM_BPSK
_Edge_1RB_Left_Mid_CH



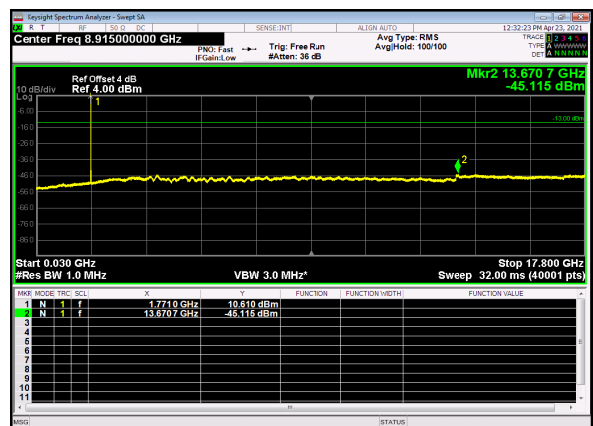
DC_13A_46A_N66(10M)_DFT-s-OFDM_QPSK
_Edge_1RB_Left_Mid_CH



DC_13A_46A_N66(10M)_DFT-s-OFDM_BPSK
_Edge_1RB_Left_High_CH

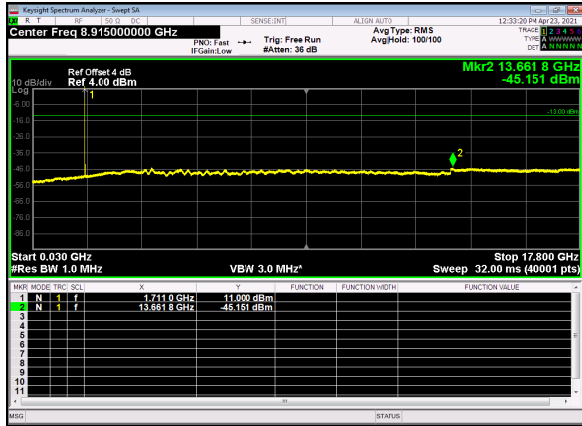


DC_13A_46A_N66(10M)_DFT-s-OFDM_QPSK
_Edge_1RB_Left_High_CH

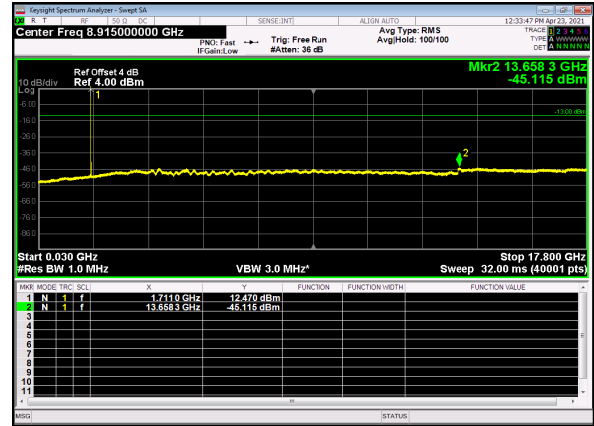




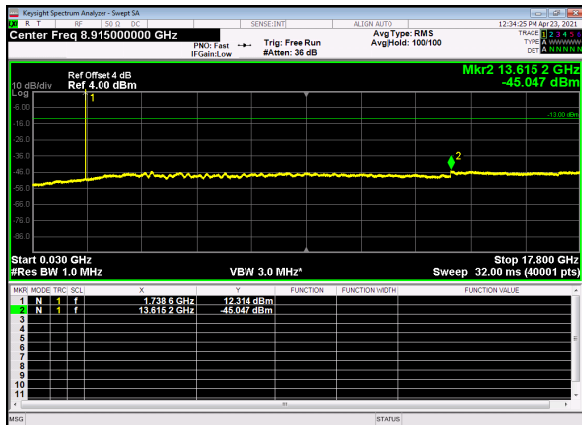
DC_13A_46A_N66(15M)_DFT-s-OFDM_BPSK
_Edge_1RB_Left_Low_CH



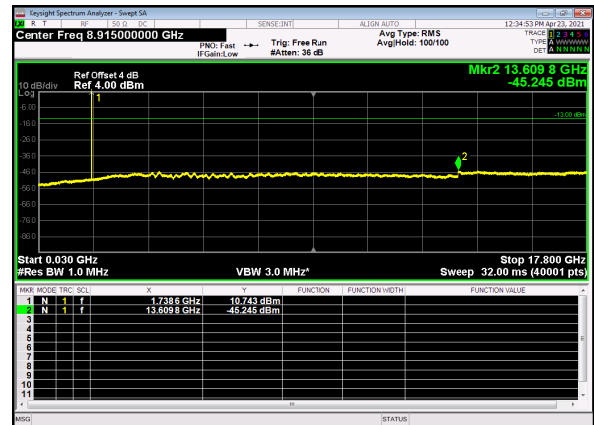
DC_13A_46A_N66(15M)_DFT-s-OFDM_QPSK
_Edge_1RB_Left_Low_CH



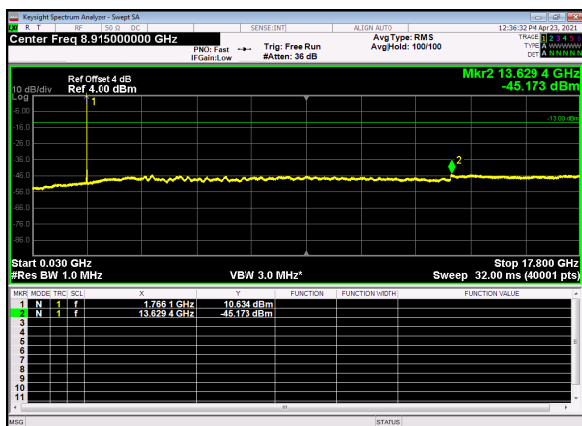
DC_13A_46A_N66(15M)_DFT-s-OFDM_BPSK
_Edge_1RB_Left_Mid_CH



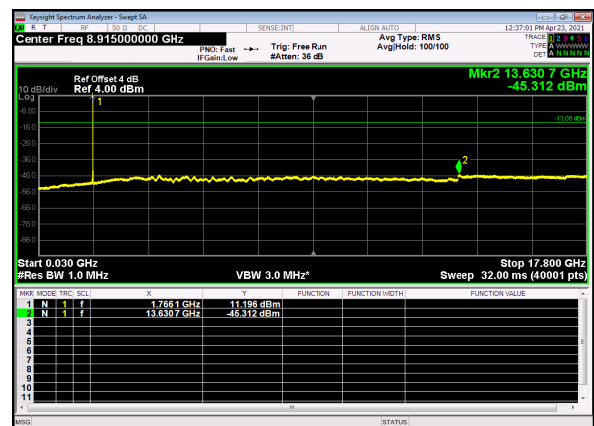
DC_13A_46A_N66(15M)_DFT-s-OFDM_QPSK
_Edge_1RB_Left_Mid_CH



DC_13A_46A_N66(15M)_DFT-s-OFDM_BPSK
_Edge_1RB_Left_High_CH

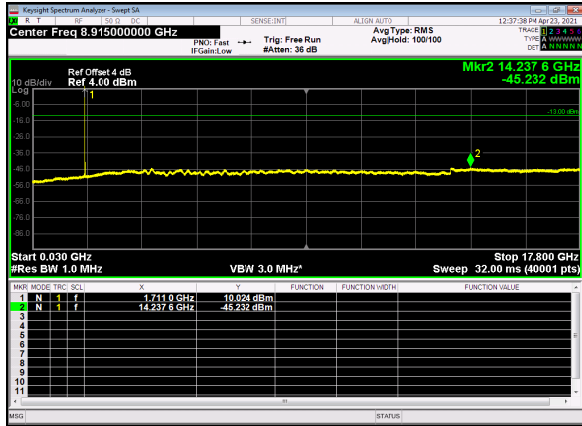


DC_13A_46A_N66(15M)_DFT-s-OFDM_QPSK
_Edge_1RB_Left_High_CH

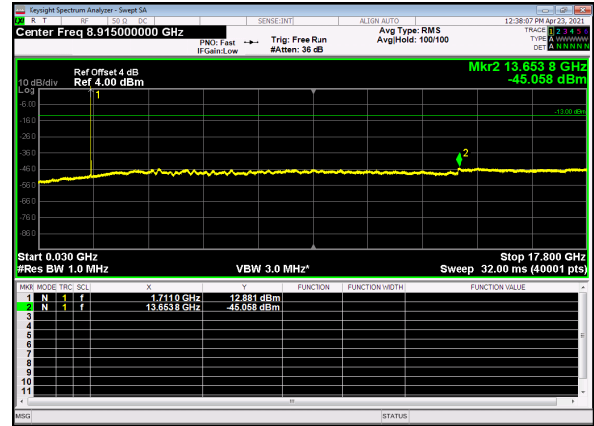




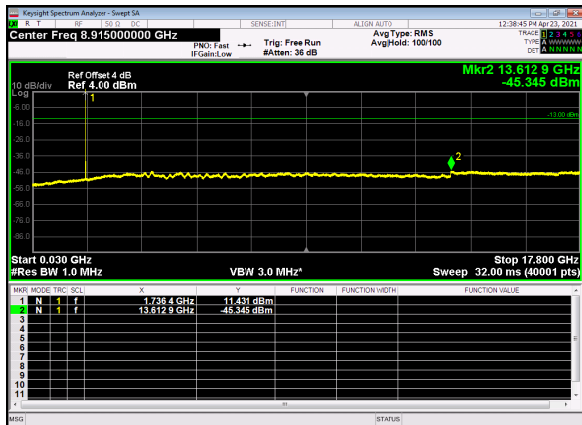
DC_13A_46A_N66(20M)_DFT-s-OFDM_BPSK
_Edge_1RB_Left_Low_CH



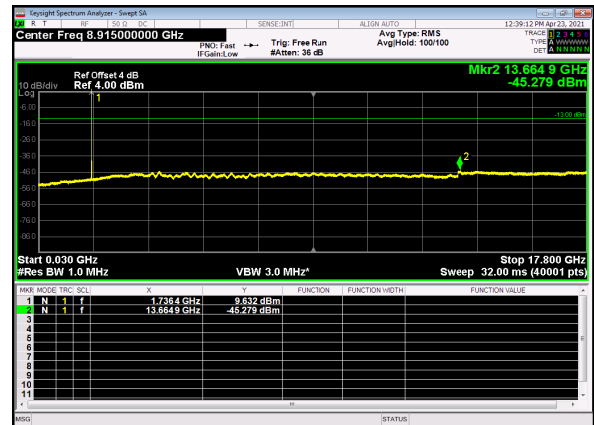
DC_13A_46A_N66(20M)_DFT-s-OFDM_QPSK
_Edge_1RB_Left_Low_CH



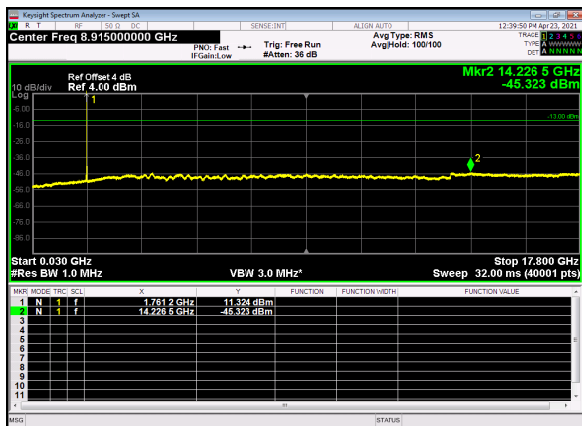
DC_13A_46A_N66(20M)_DFT-s-OFDM_BPSK
_Edge_1RB_Left_Mid_CH



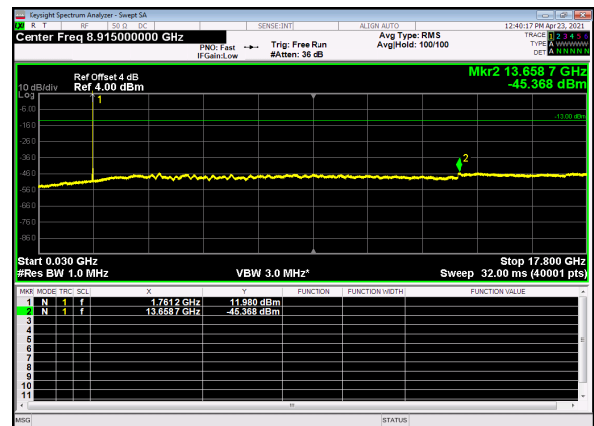
DC_13A_46A_N66(20M)_DFT-s-OFDM_QPSK
_Edge_1RB_Left_Mid_CH



DC_13A_46A_N66(20M)_DFT-s-OFDM_BPSK
_Edge_1RB_Left_High_CH

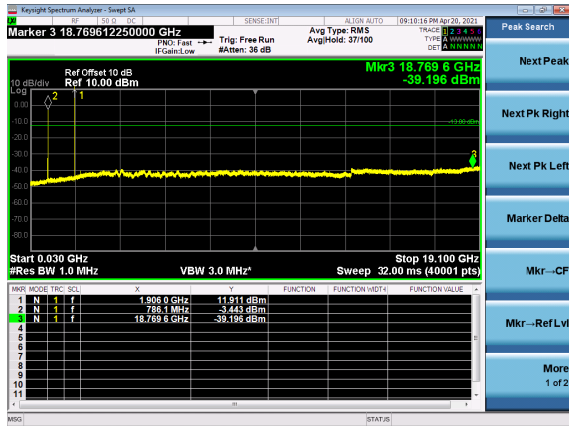


DC_13A_46A_N66(20M)_DFT-s-OFDM_QPSK
_Edge_1RB_Left_High_CH

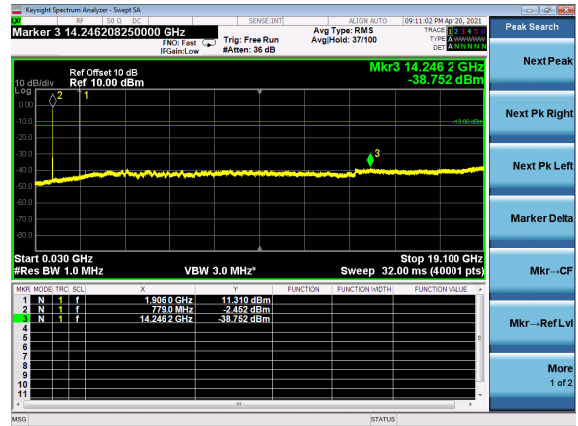




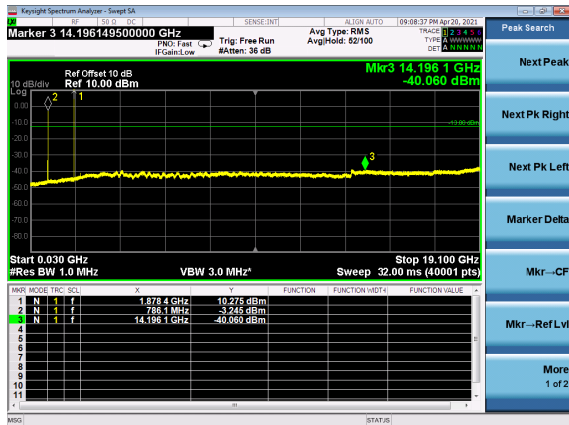
DC_13A-66A_N2(5M)_DFT-s-OFDM_BPSK_E
dge_1RB_Left_High_CH



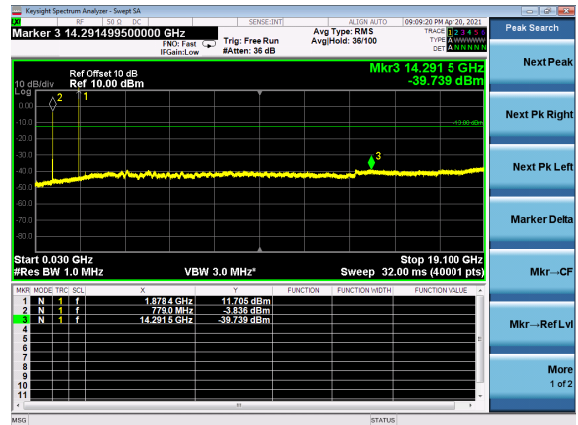
DC_13A-66A_N2(5M)_DFT-s-OFDM_QPSK_E
dge_1RB_Left_High_CH



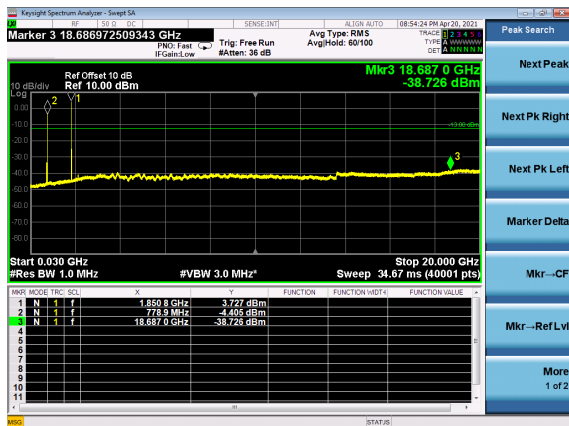
DC_13A-66A_N2(5M)_DFT-s-OFDM_BPSK_E
dge_1RB_Left_Mid_CH



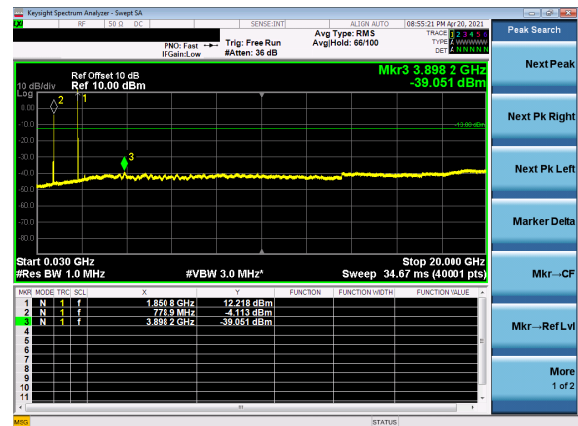
DC_13A-66A_N2(5M)_DFT-s-OFDM_QPSK_E
dge_1RB_Left_Mid_CH



DC_13A-66A_N2(5M)_DFT-s-OFDM_BPSK_E
dge_1RB_Left_Low_CH

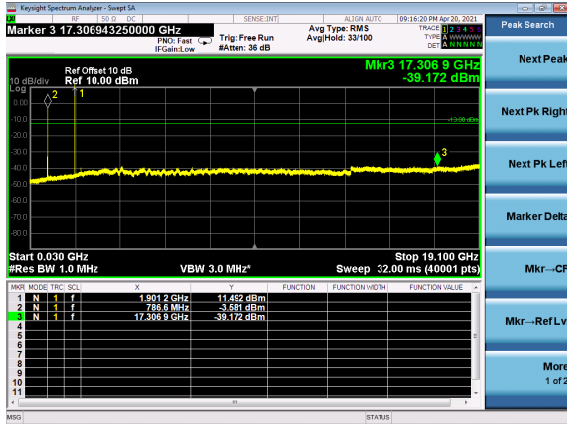


DC_13A-66A_N2(5M)_DFT-s-OFDM_QPSK_E
dge_1RB_Left_Low_CH

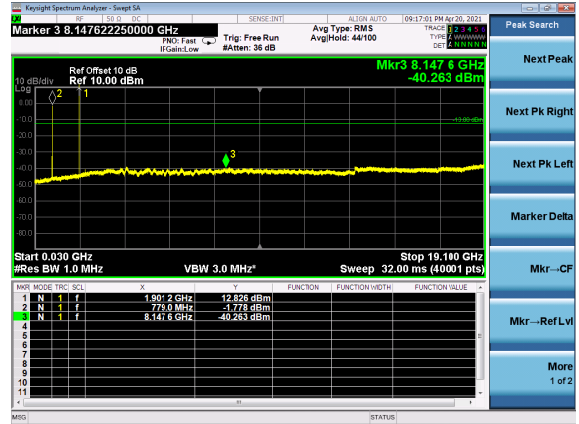




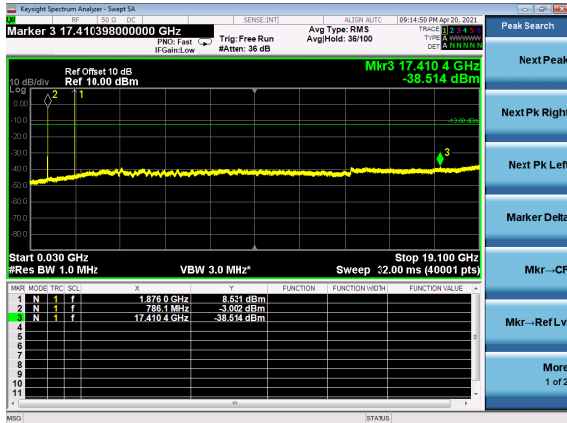
DC_13A-66A_N2(10M)_DFT-s-OFDM_BPSK_
Edge_1RB_Left_High_CH



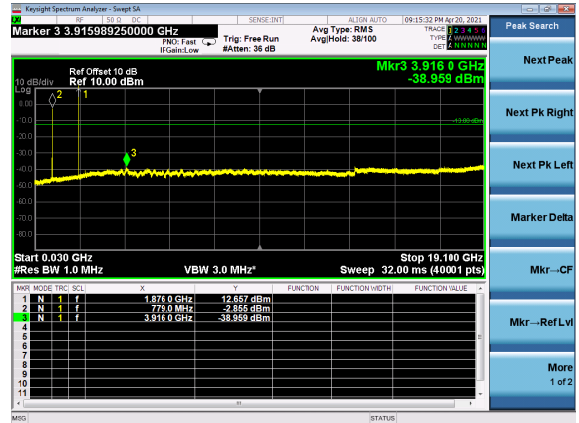
DC_13A-66A_N2(10M)_DFT-s-OFDM_QPSK_
Edge_1RB_Left_High_CH



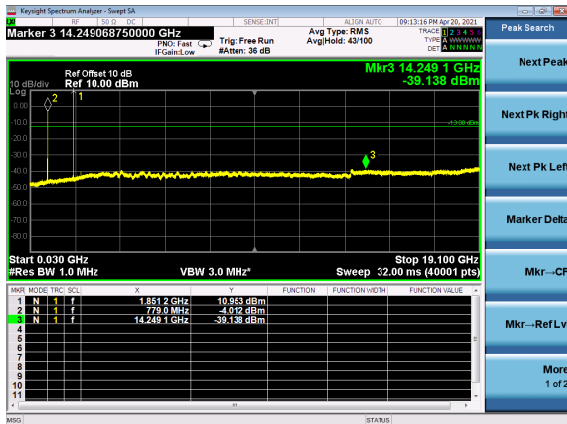
DC_13A-66A_N2(10M)_DFT-s-OFDM_BPSK_
Edge_1RB_Left_Mid_CH



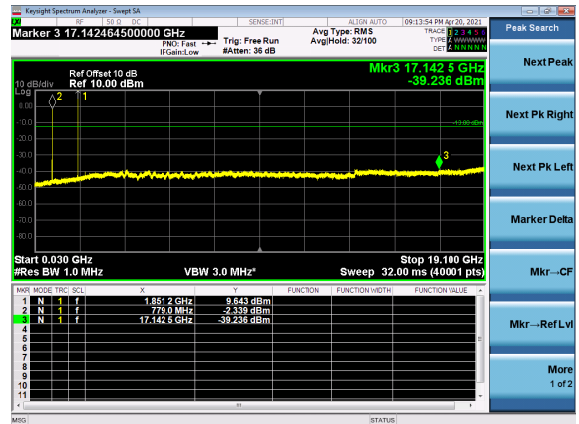
DC_13A-66A_N2(10M)_DFT-s-OFDM_QPSK_
Edge_1RB_Left_Mid_CH



DC_13A-66A_N2(10M)_DFT-s-OFDM_BPSK_
Edge_1RB_Left_Low_CH

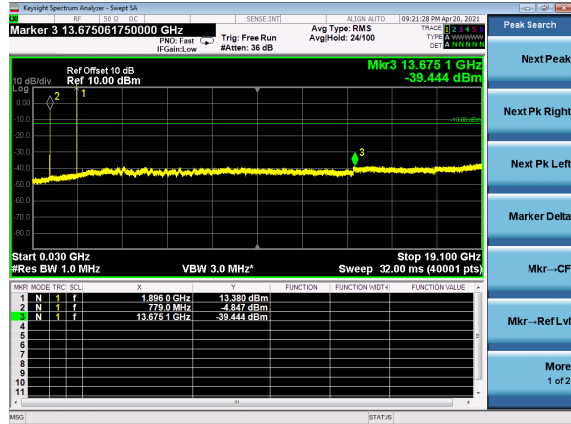


DC_13A-66A_N2(10M)_DFT-s-OFDM_QPSK_
Edge_1RB_Left_Low_CH

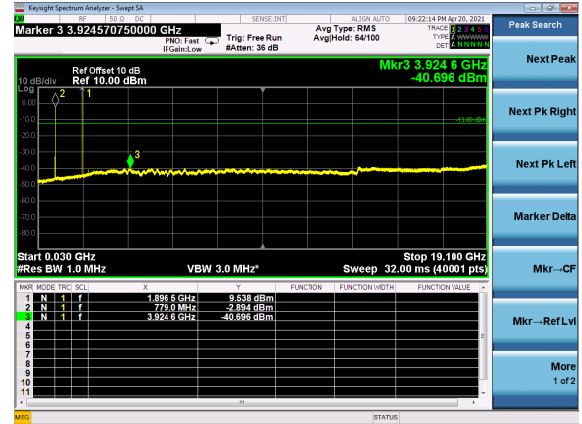




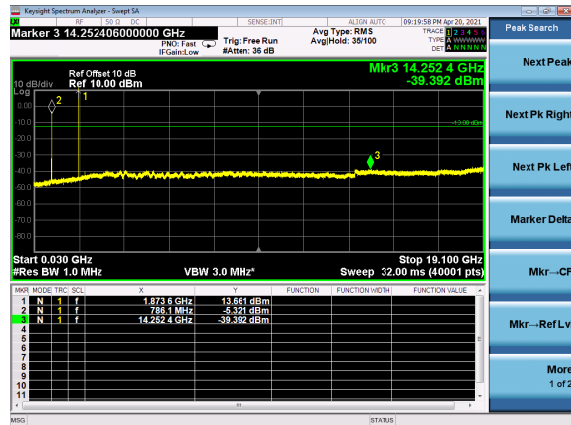
DC_13A-66A_N2(15M)_DFT-s-OFDM_BPSK_
Edge_1RB_Left_High_CH



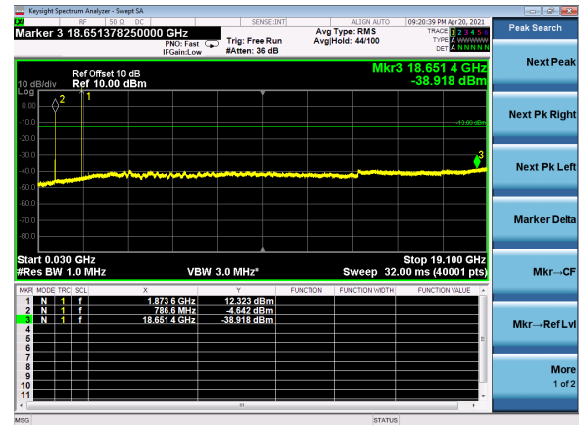
DC_13A-66A_N2(15M)_DFT-s-OFDM_QPSK_
Edge_1RB_Left_High_CH



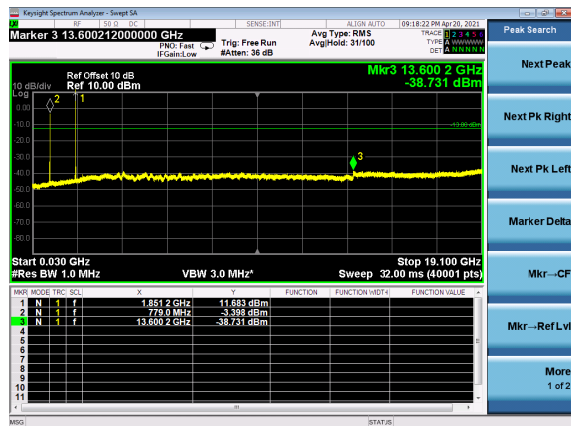
DC_13A-66A_N2(15M)_DFT-s-OFDM_BPSK_
Edge_1RB_Left_Mid_CH



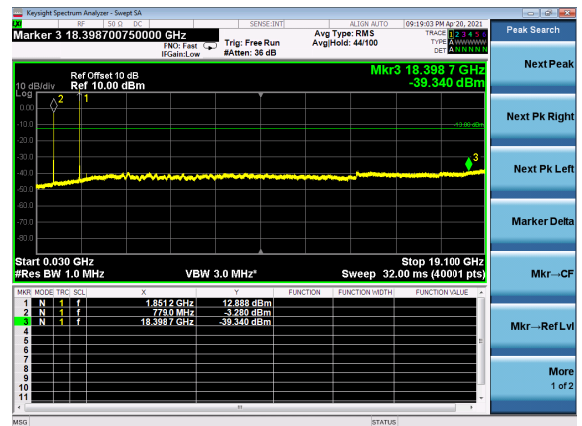
DC_13A-66A_N2(15M)_DFT-s-OFDM_QPSK_
Edge_1RB_Left_Mid_CH



DC_13A-66A_N2(15M)_DFT-s-OFDM_BPSK_
Edge_1RB_Left_Low_CH

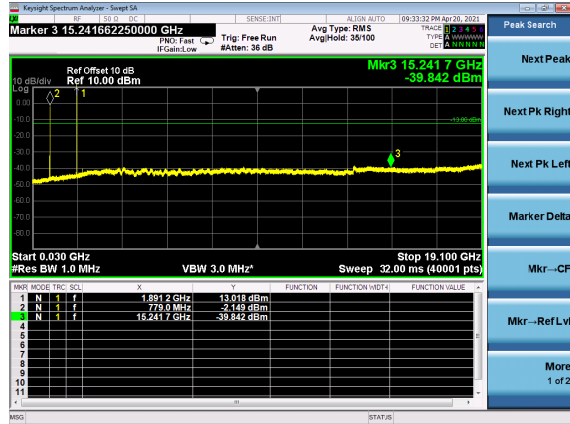


DC_13A-66A_N2(15M)_DFT-s-OFDM_QPSK_
Edge_1RB_Left_Low_CH

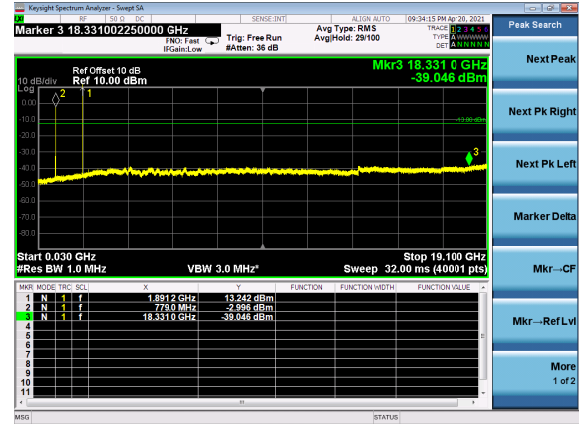




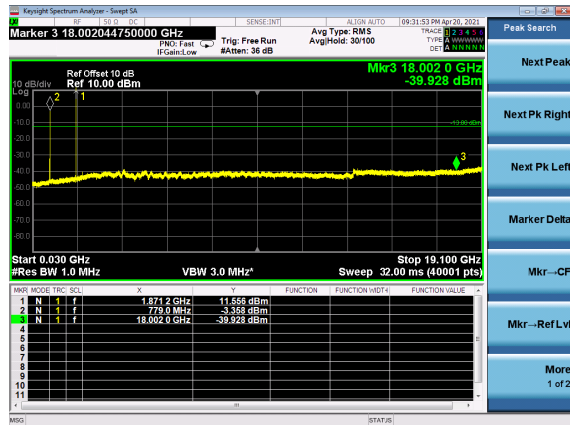
DC_13A-66A_N2(20M)_DFT-s-OFDM_BPSK_
Edge_1RB_Left_High_CH



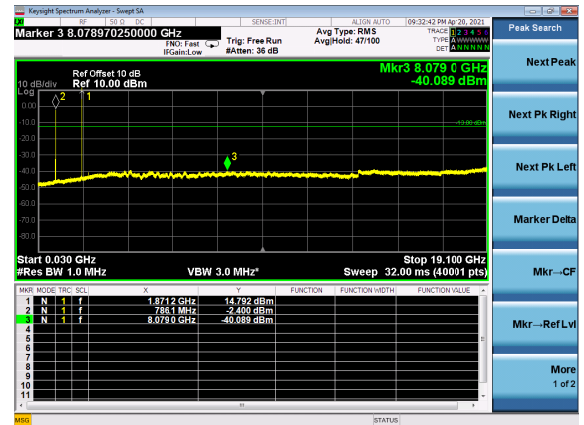
DC_13A-66A_N2(20M)_DFT-s-OFDM_QPSK_
Edge_1RB_Left_High_CH



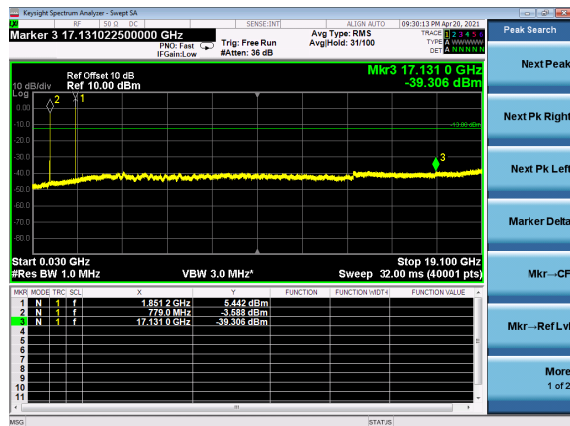
DC_13A-66A_N2(20M)_DFT-s-OFDM_BPSK_
Edge_1RB_Left_Mid_CH



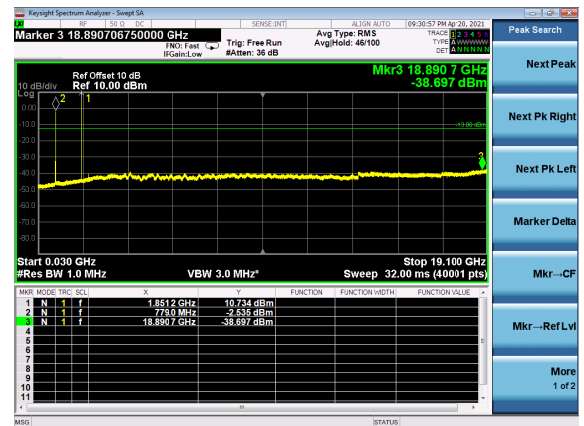
DC_13A-66A_N2(20M)_DFT-s-OFDM_QPSK_
Edge_1RB_Left_Mid_CH



DC_13A-66A_N2(20M)_DFT-s-OFDM_BPSK_
Edge_1RB_Left_Low_CH

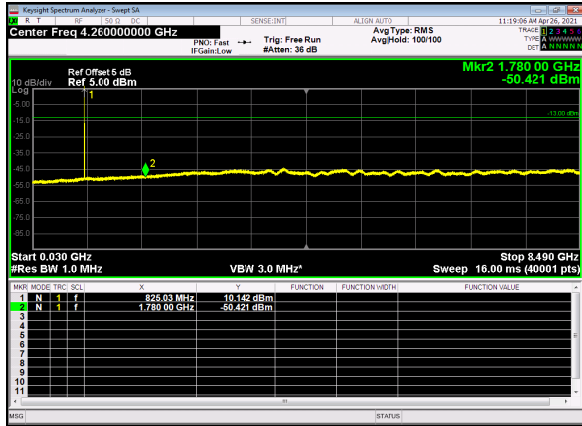


DC_13A-66A_N2(20M)_DFT-s-OFDM_QPSK_
Edge_1RB_Left_Low_CH

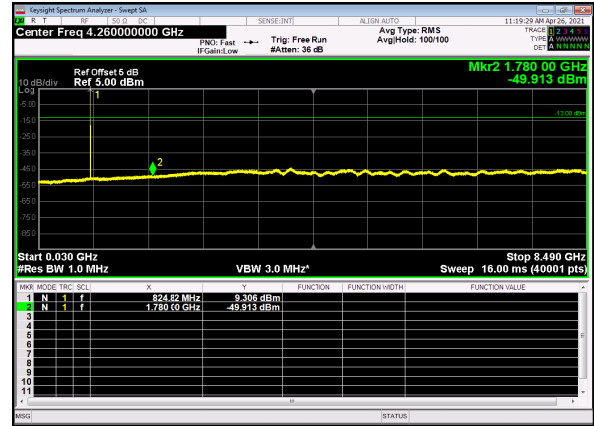




DC_46A_66A_N5(5M)_DFT-s-OFDM_BPSK_
Edge_1RB_Left_Low_CH



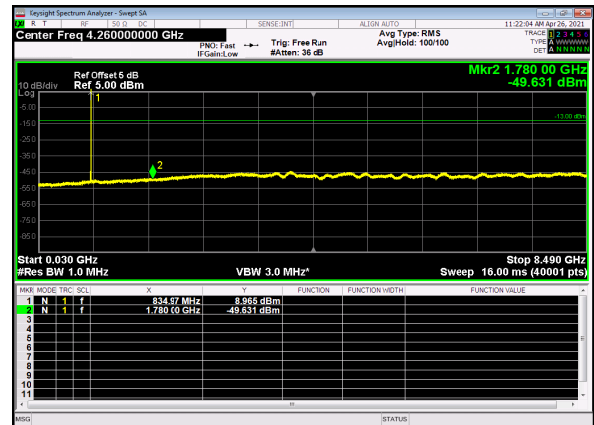
DC_46A_66A_N5(5M)_DFT-s-OFDM_QPSK_
Edge_1RB_Left_Low_CH



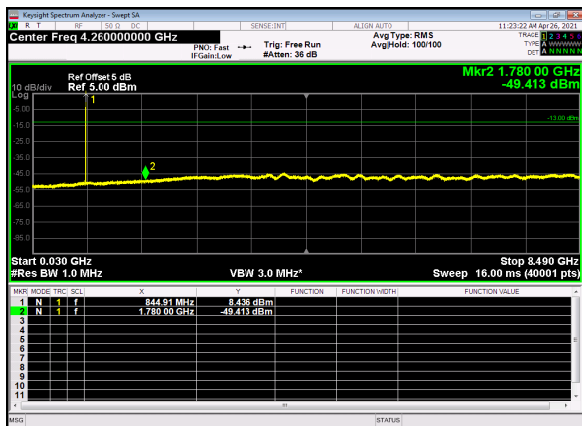
DC_46A_66A_N5(5M)_DFT-s-OFDM_BPSK_
Edge_1RB_Left_Mid_CH



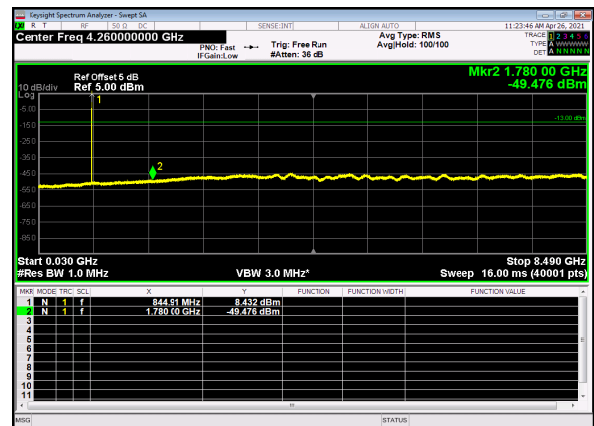
DC_46A_66A_N5(5M)_DFT-s-OFDM_QPSK_
Edge_1RB_Left_Mid_CH



DC_46A_66A_N5(5M)_DFT-s-OFDM_BPSK_
Edge_1RB_Left_High_CH

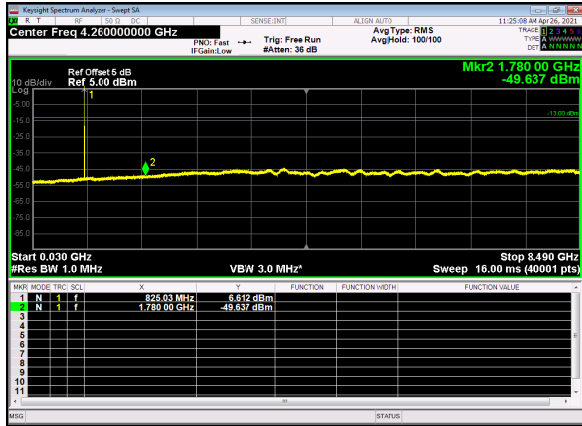


DC_46A_66A_N5(5M)_DFT-s-OFDM_QPSK_
Edge_1RB_Left_High_CH

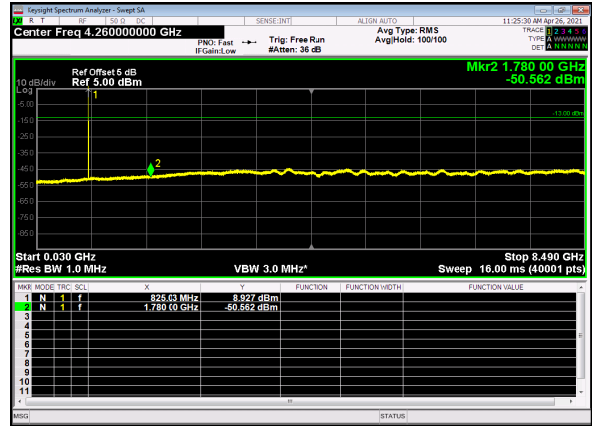




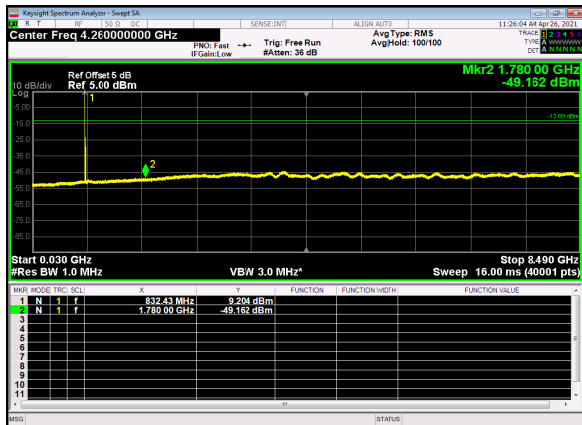
DC_46A_66A_N5(10M)_DFT-s-OFDM_BPSK_
Edge_1RB_Left_Low_CH



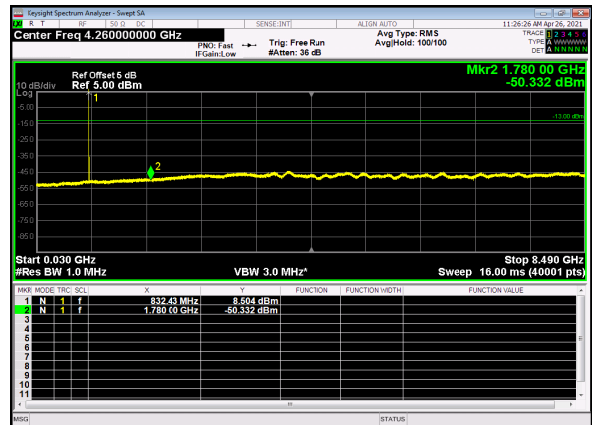
DC_46A_66A_N5(10M)_DFT-s-OFDM_QPSK_
Edge_1RB_Left_Low_CH



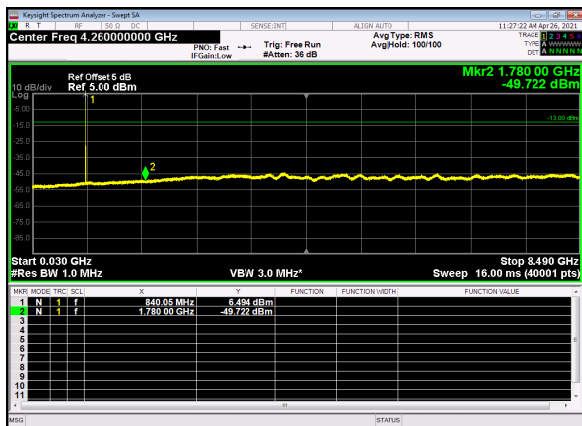
DC_46A_66A_N5(10M)_DFT-s-OFDM_BPSK_
Edge_1RB_Left_Mid_CH



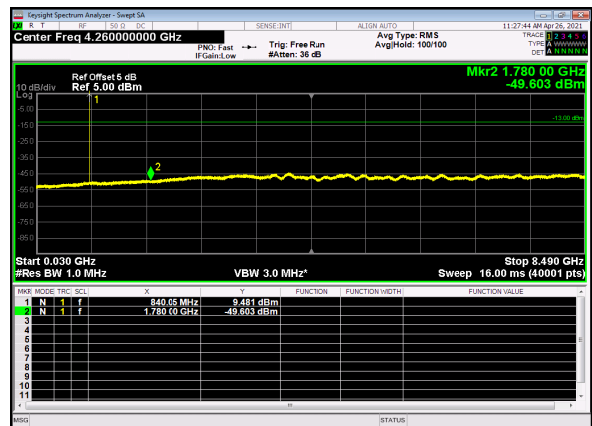
DC_46A_66A_N5(10M)_DFT-s-OFDM_QPSK_
Edge_1RB_Left_Mid_CH



DC_46A_66A_N5(10M)_DFT-s-OFDM_BPSK_
Edge_1RB_Left_High_CH

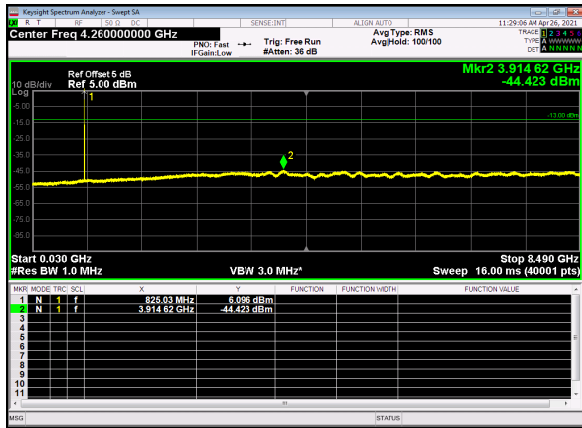


DC_46A_66A_N5(10M)_DFT-s-OFDM_QPSK_
Edge_1RB_Left_High_CH

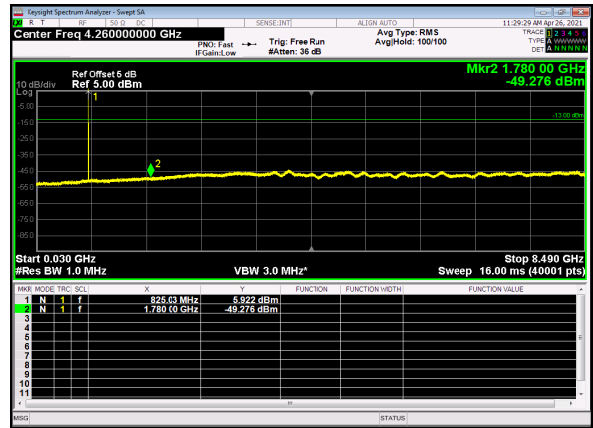




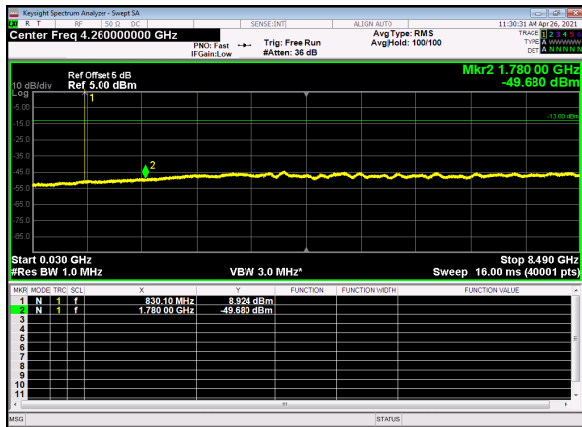
DC_46A_66A_N5(15M)_DFT-s-OFDM_BPSK_
Edge_1RB_Left_Low_CH



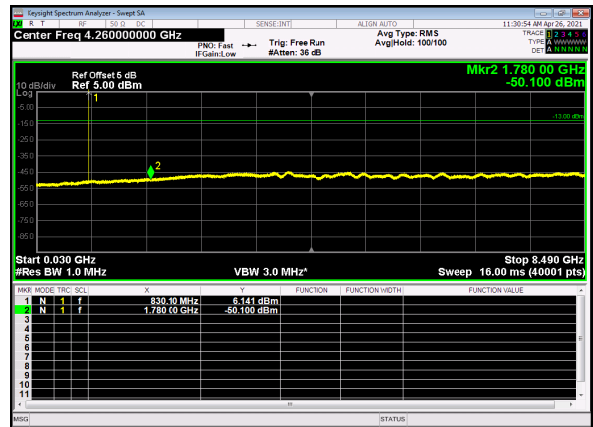
DC_46A_66A_N5(15M)_DFT-s-OFDM_QPSK_
Edge_1RB_Left_Low_CH



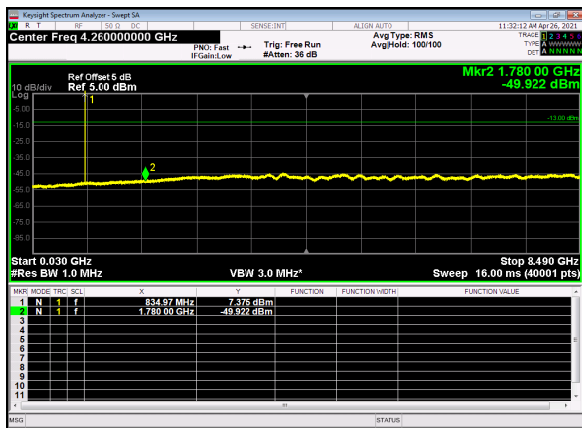
DC_46A_66A_N5(15M)_DFT-s-OFDM_BPSK_
Edge_1RB_Left_Mid_CH



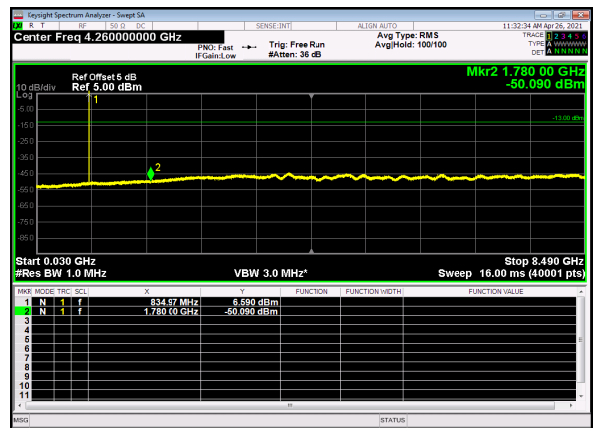
DC_46A_66A_N5(15M)_DFT-s-OFDM_QPSK_
Edge_1RB_Left_Mid_CH



DC_46A_66A_N5(15M)_DFT-s-OFDM_BPSK_
Edge_1RB_Left_High_CH

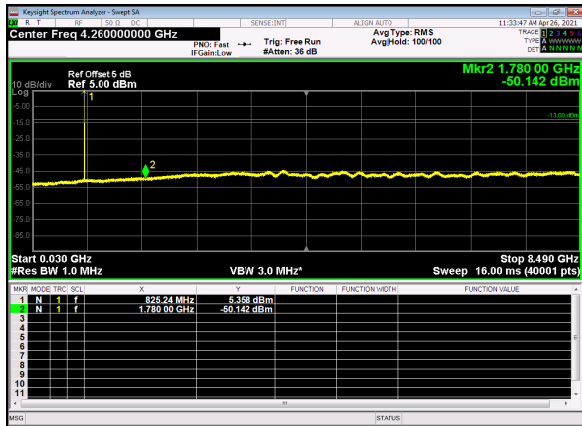


DC_46A_66A_N5(15M)_DFT-s-OFDM_QPSK_
Edge_1RB_Left_High_CH

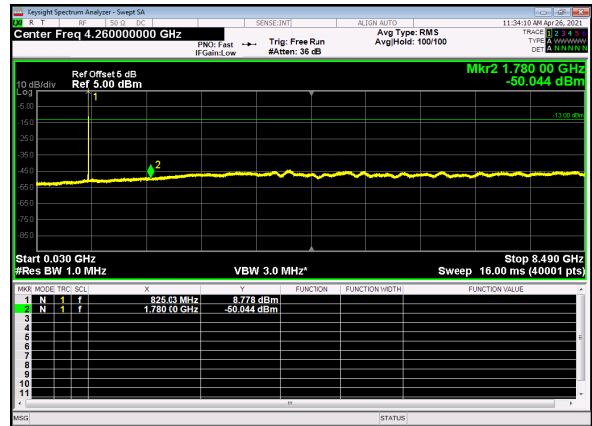




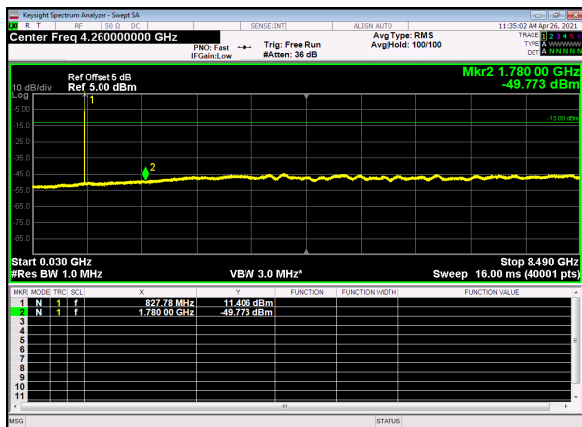
DC_46A_66A_N5(20M)_DFT-s-OFDM_BPSK_
Edge_1RB_Left_Low_CH



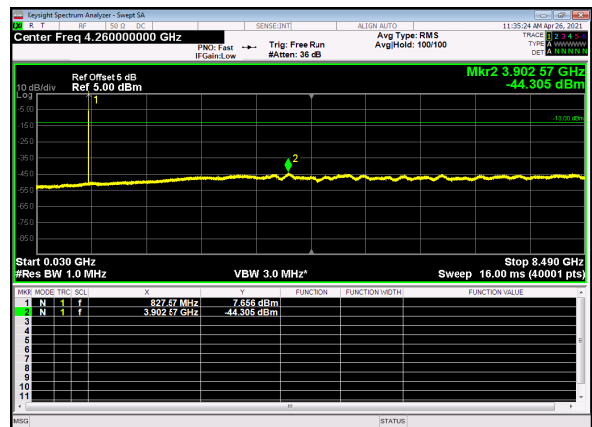
DC_46A_66A_N5(20M)_DFT-s-OFDM_QPSK_
Edge_1RB_Left_Low_CH



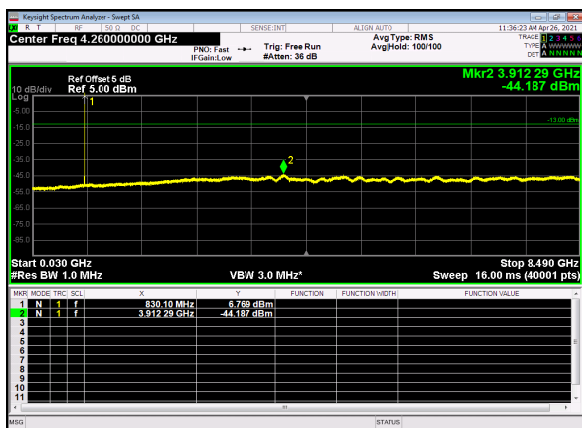
DC_46A_66A_N5(20M)_DFT-s-OFDM_BPSK_
Edge_1RB_Left_Mid_CH



DC_46A_66A_N5(20M)_DFT-s-OFDM_QPSK_
Edge_1RB_Left_Mid_CH



DC_46A_66A_N5(20M)_DFT-s-OFDM_BPSK_
Edge_1RB_Left_High_CH

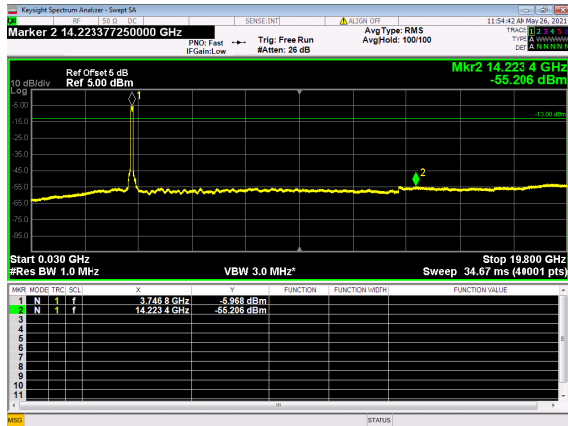


DC_46A_66A_N5(20M)_DFT-s-OFDM_QPSK_
Edge_1RB_Left_High_CH

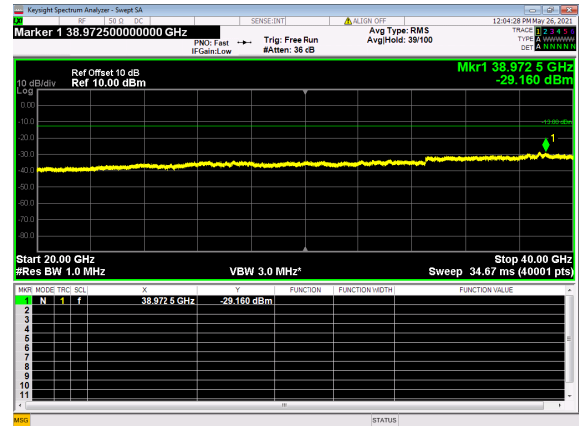




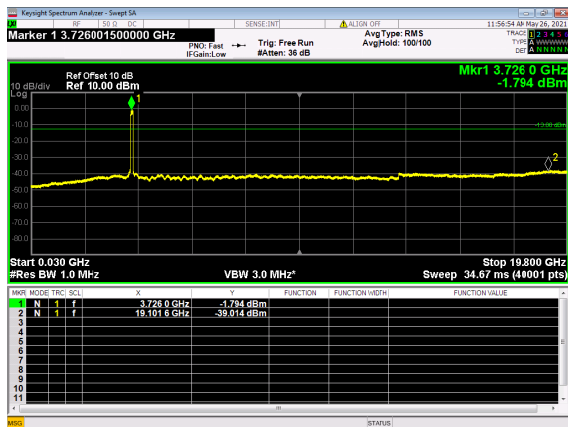
B13_N77(100M)_DFT-s-OFDM_BPSK_Edge_1
RB_Left_Low_CH



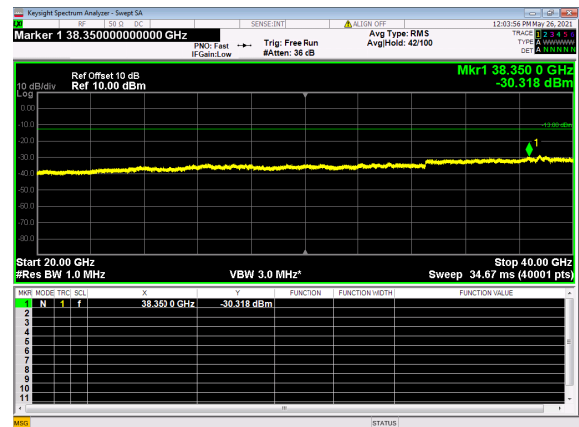
B13_N77(100M)_DFT-s-OFDM_BPSK_Edge_1
RB_Left_Low_CH



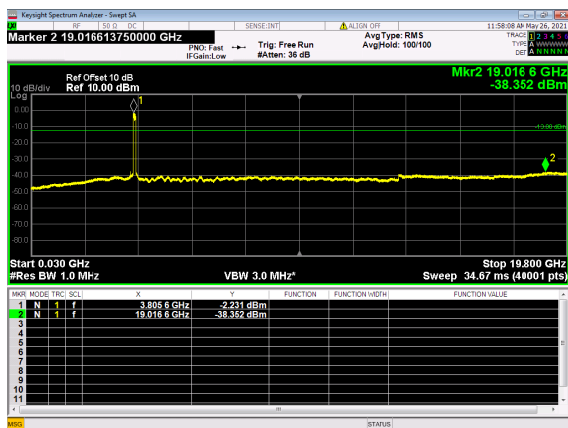
B13_N77(100M)_DFT-s-OFDM_QPSK_Edge_
1RB_Left_Low_CH



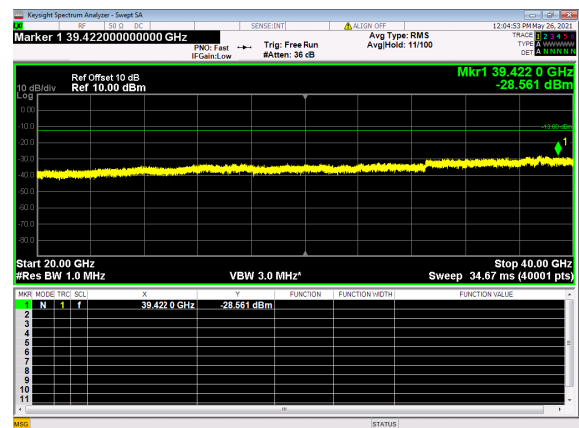
B13_N77(100M)_DFT-s-OFDM_QPSK_Edge_
1RB_Left_Low_CH



B13_N77(100M)_DFT-s-OFDM_BPSK_Edge_1
RB_Left_Mid_CH

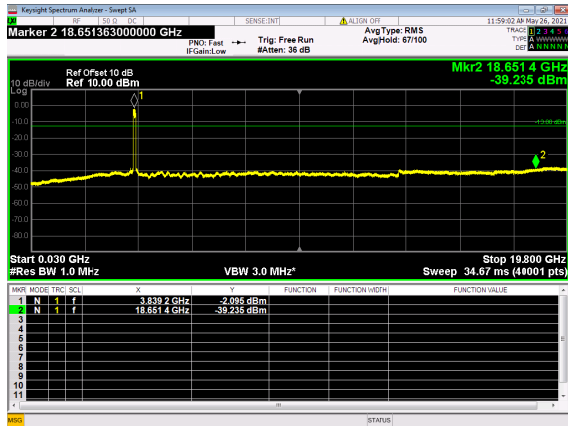


B13_N77(100M)_DFT-s-OFDM_BPSK_Edge_1
RB_Left_Mid_CH

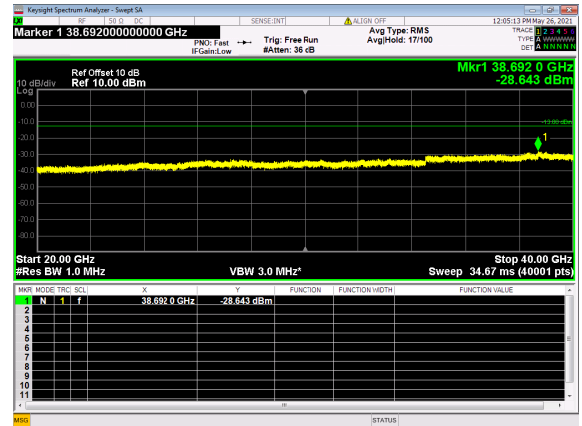




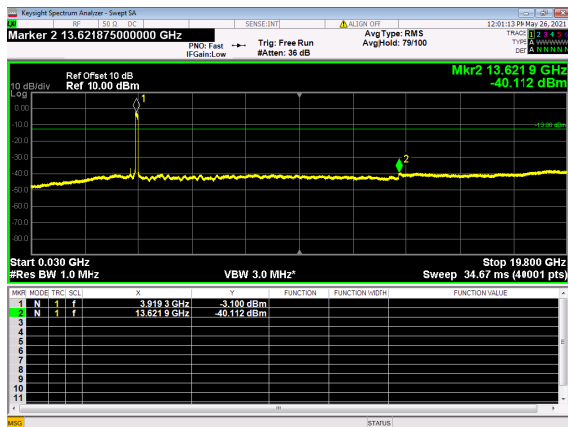
B13_N77(100M)_DFT-s-OFDM_QPSK_Edge_
1RB_Left_Mid_CH



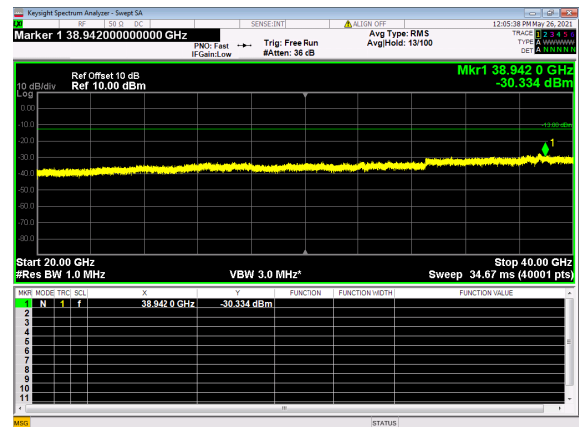
B13_N77(100M)_DFT-s-OFDM_QPSK_Edge_
1RB_Left_Mid_CH



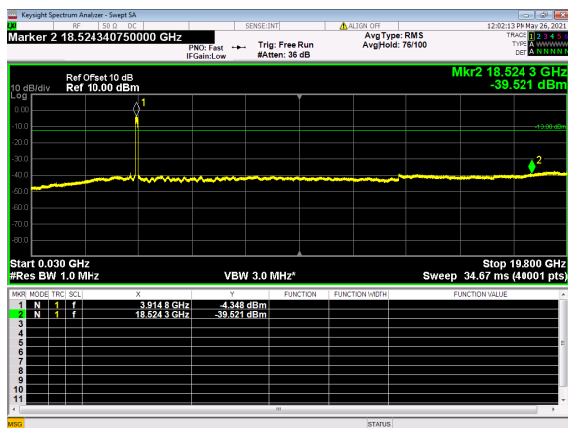
B13_N77(100M)_DFT-s-OFDM_BPSK_Edge_1
RB_Left_High_CH



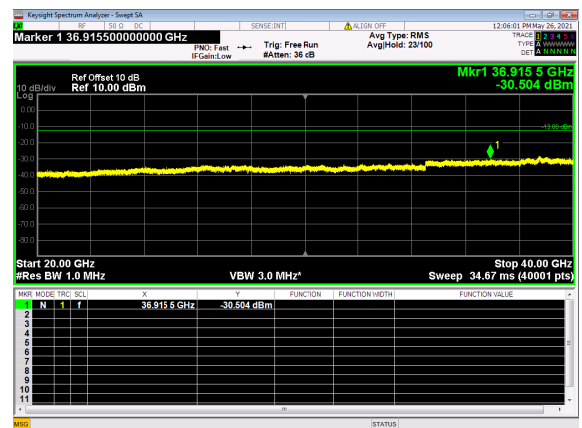
B13_N77(100M)_DFT-s-OFDM_BPSK_Edge_1
RB_Left_High_CH



B13_N77(100M)_DFT-s-OFDM_QPSK_Edge_
1RB_Left_High_CH



B13_N77(100M)_DFT-s-OFDM_QPSK_Edge_
1RB_Left_High_CH

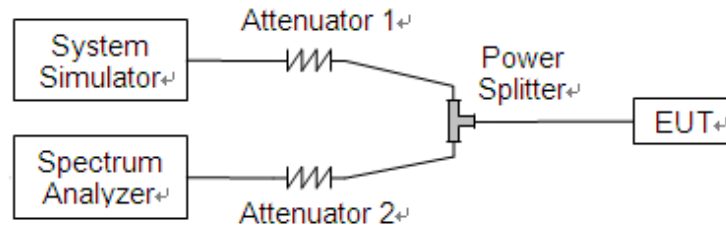


2.6. Band Edge

2.6.1. Requirement

According to FCC section 2.1051, section 27.53(h), section 27.53(g), the power of any emission outside of the authorized operating frequency ranges must be attenuated below the transmitting power (P) by a factor of at least $43 + 10 \log(P)$ dB.

2.6.2. Test Description



The EUT is coupled to the Spectrum Analyzer (SA) and the System Simulator (SS) with Attenuators through the Power Splitter; the RF load attached to the EUT antenna terminal is 50 Ohm; the path loss as the factor is calibrated to correct the reading. The EUT is commanded by the SS to operate at the maximum output power. A call is established between the EUT and the SS.

2.6.3. Test procedure

KDB 971168 D01v03 Section 6.0 and ANSI/TIA-603-E-2016.



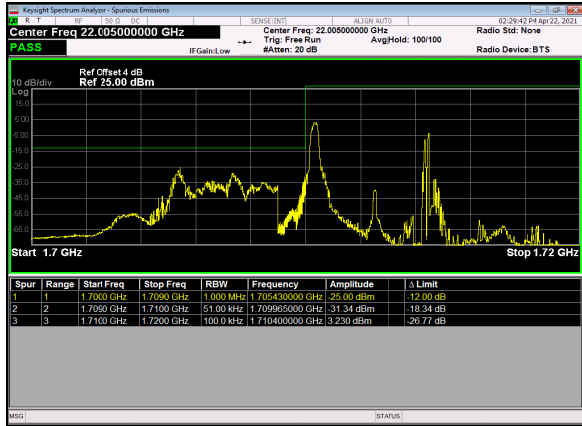
REPORT No.: SZ21010412W08

2.6.4. Test Result

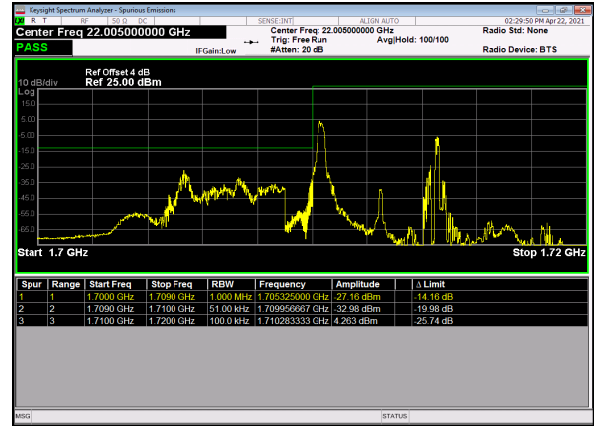
The center frequency of spectrum is the band edge frequency and span is 2MHz, Record the max trace into the test report.



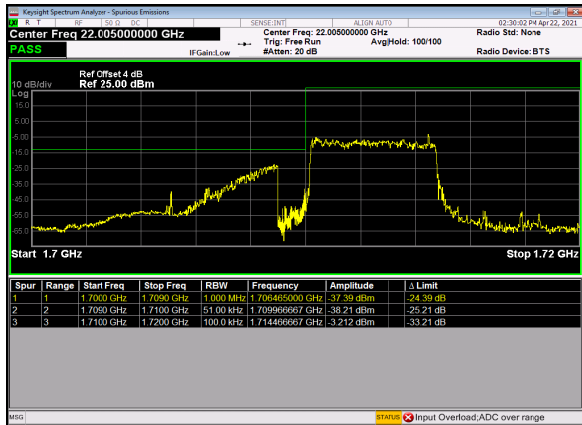
DC_13A_46A_N66(5M)_DFT-s-OFDM_BPSK
Edge_1RB_Left_Low_CH



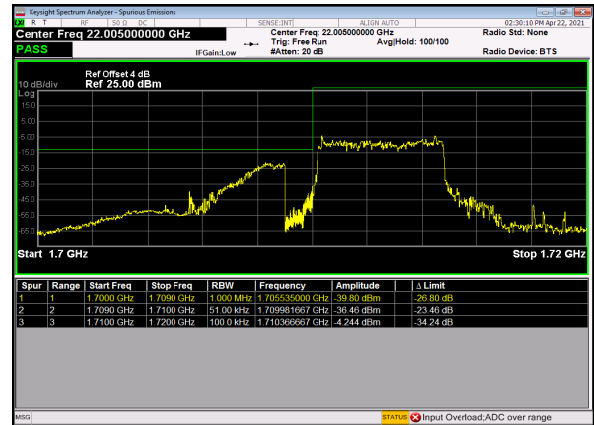
DC_13A_46A_N66(5M)_DFT-s-OFDM_QPSK
Edge_1RB_Left_Low_CH



DC_13A_46A_N66(5M)_DFT-s-OFDM_BPSK
Outer_Full_Low_CH



DC_13A_46A_N66(5M)_DFT-s-OFDM_QPSK
Outer_Full_Low_CH



DC_13A_46A_N66(5M)_DFT-s-OFDM_BPSK
Edge_1RB_Right_High_CH



DC_13A_46A_N66(5M)_DFT-s-OFDM_QPSK
Edge_1RB_Right_High_CH

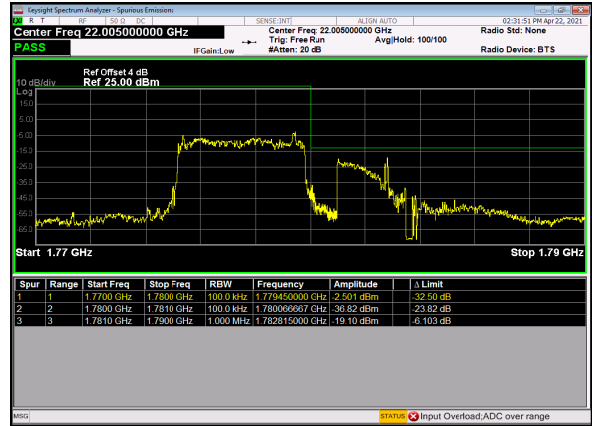




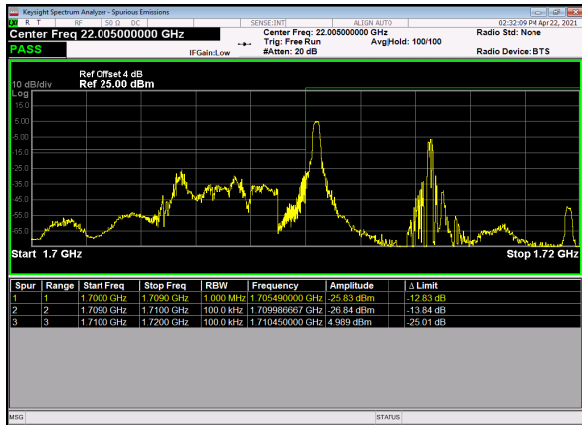
DC_13A_46A_N66(5M)_DFT-s-OFDM_BPSK
Outer_Full_High_CH



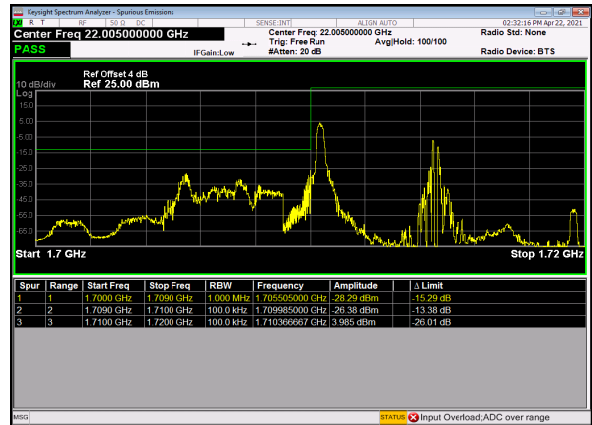
DC_13A_46A_N66(5M)_DFT-s-OFDM_QPSK
Outer_Full_High_CH



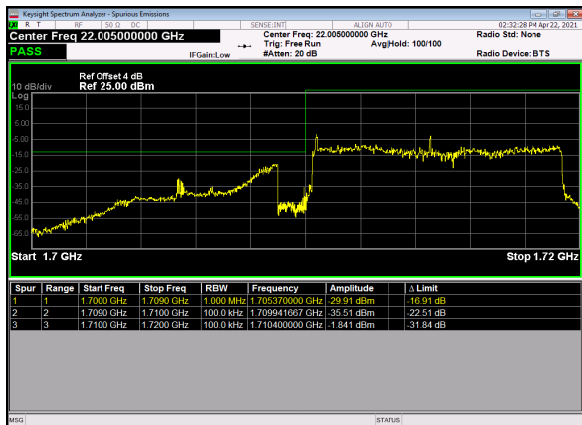
DC_13A_46A_N66(10M)_DFT-s-OFDM_BPSK
_Edge_1RB_Left_Low_CH



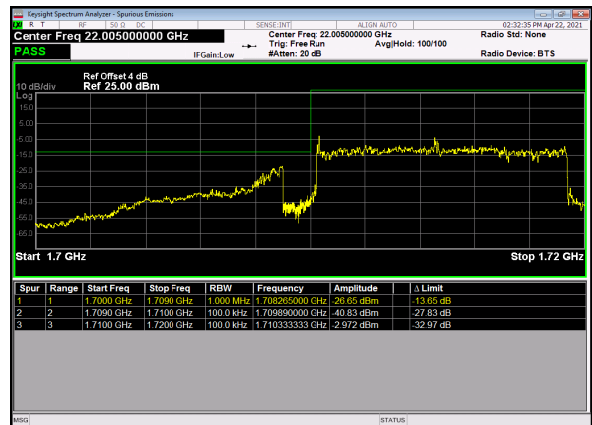
DC_13A_46A_N66(10M)_DFT-s-OFDM_QPSK
_Edge_1RB_Left_Low_CH



DC_13A_46A_N66(10M)_DFT-s-OFDM_BPSK
_Outer_Full_Low_CH



DC_13A_46A_N66(10M)_DFT-s-OFDM_QPSK
_Outer_Full_Low_CH

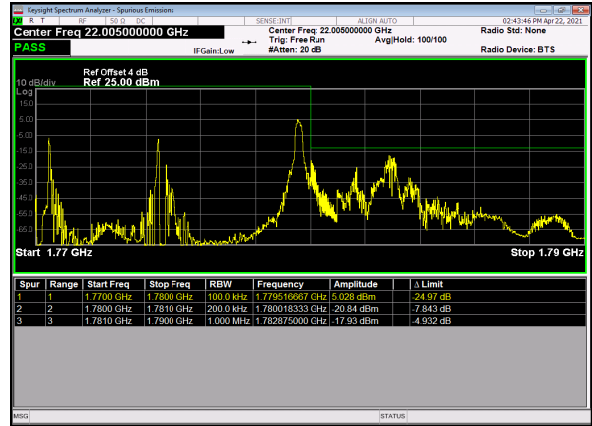




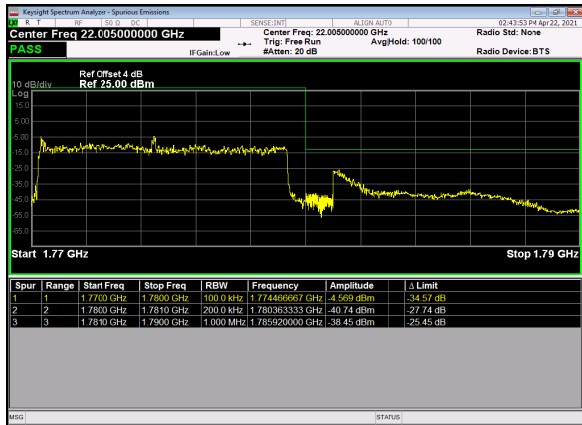
DC_13A_46A_N66(10M)_DFT-s-OFDM_BPSK
Edge_1RB_Right_High_CH



DC_13A_46A_N66(10M)_DFT-s-OFDM_QPSK
Edge_1RB_Right_High_CH



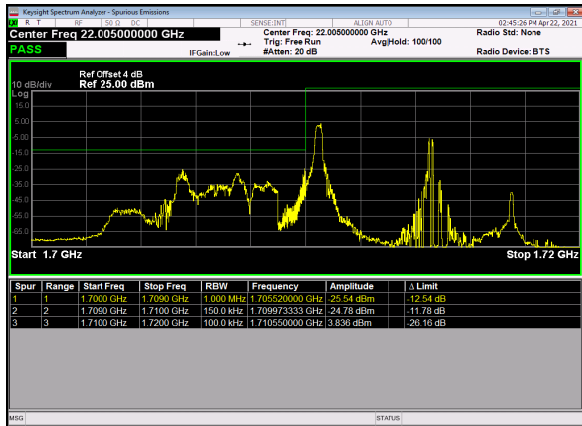
DC_13A_46A_N66(10M)_DFT-s-OFDM_BPSK
Outer_Full_High_CH



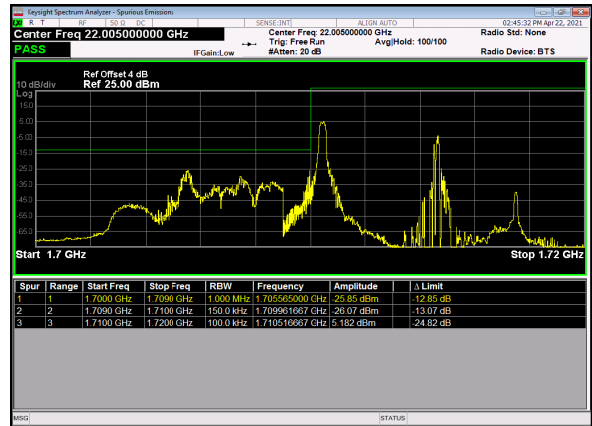
DC_13A_46A_N66(10M)_DFT-s-OFDM_QPSK
Outer_Full_High_CH



DC_13A_46A_N66(15M)_DFT-s-OFDM_BPSK
Edge_1RB_Left_Low_CH

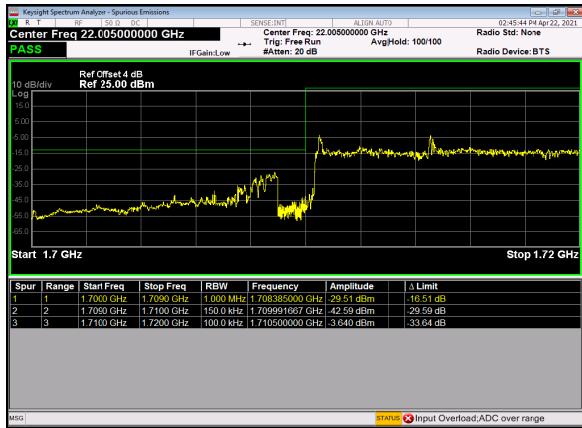


DC_13A_46A_N66(15M)_DFT-s-OFDM_QPSK
Edge_1RB_Left_Low_CH

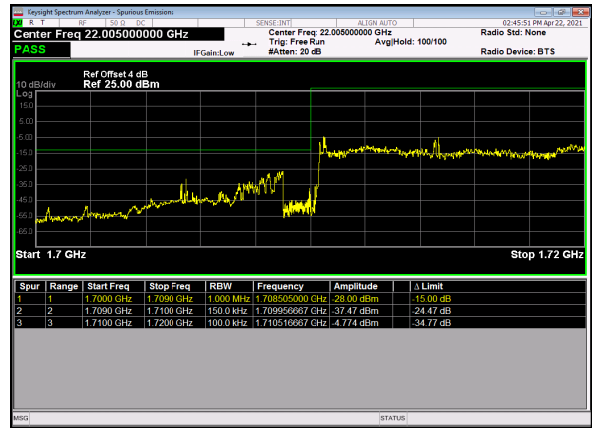




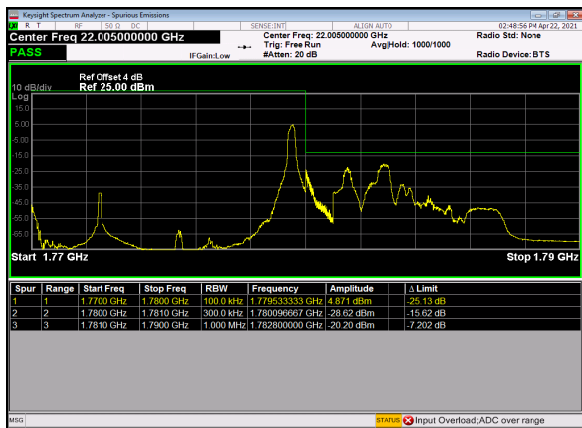
DC_13A_46A_N66(15M)_DFT-s-OFDM_BPSK
_Outer_Full_Low_CH



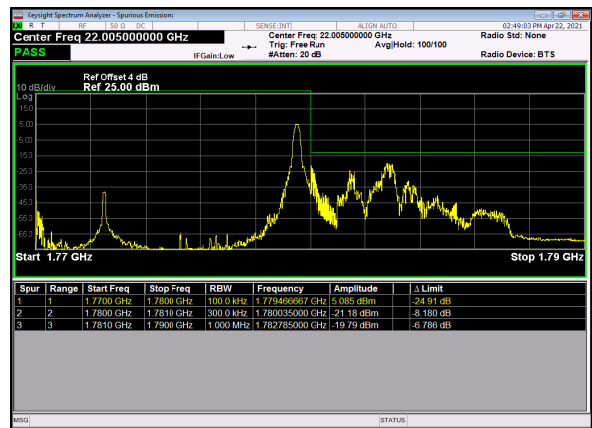
DC_13A_46A_N66(15M)_DFT-s-OFDM_QPSK
_Outer_Full_Low_CH



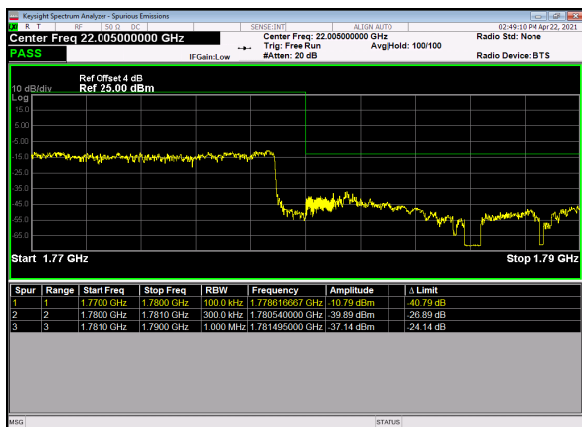
DC_13A_46A_N66(15M)_DFT-s-OFDM_BPSK
_Edge_1RB_Right_High_CH



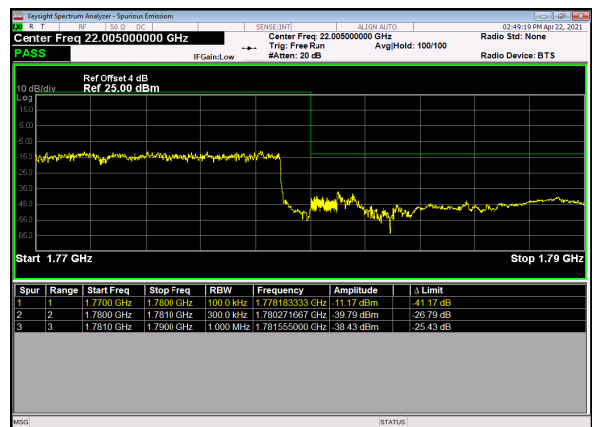
DC_13A_46A_N66(15M)_DFT-s-OFDM_QPSK
_Edge_1RB_Right_High_CH



DC_13A_46A_N66(15M)_DFT-s-OFDM_BPSK
_Outer_Full_High_CH

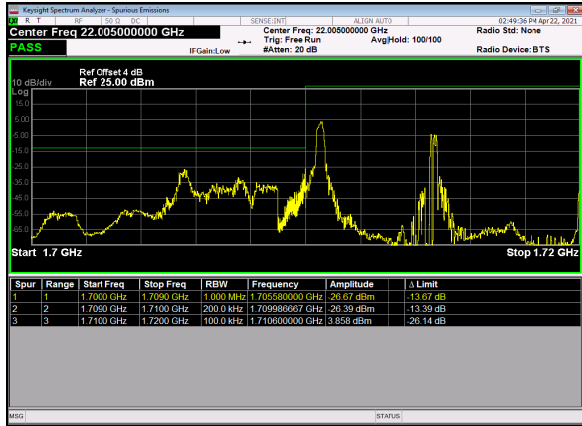


DC_13A_46A_N66(15M)_DFT-s-OFDM_QPSK
_Outer_Full_High_CH

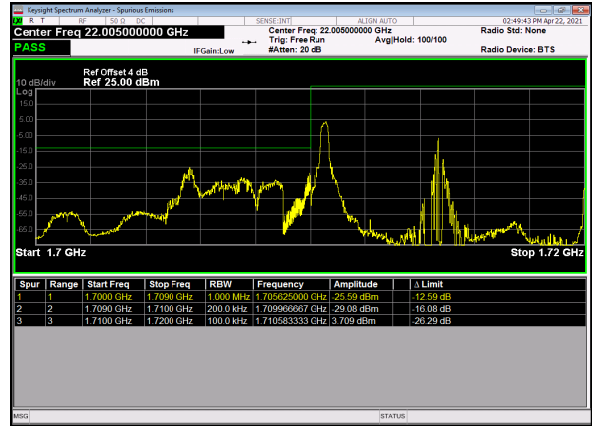




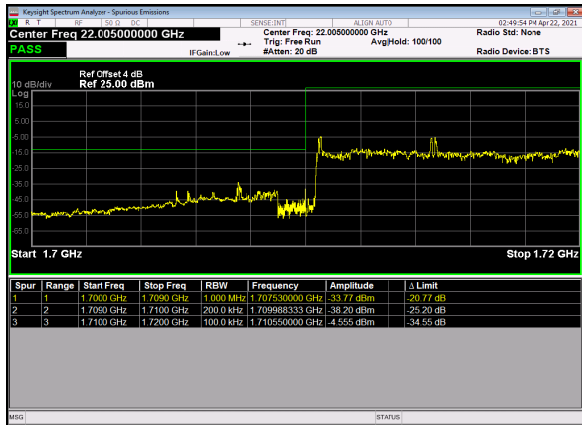
DC_13A_46A_N66(20M)_DFT-s-OFDM_BPSK
_Edge_1RB_Left_Low_CH



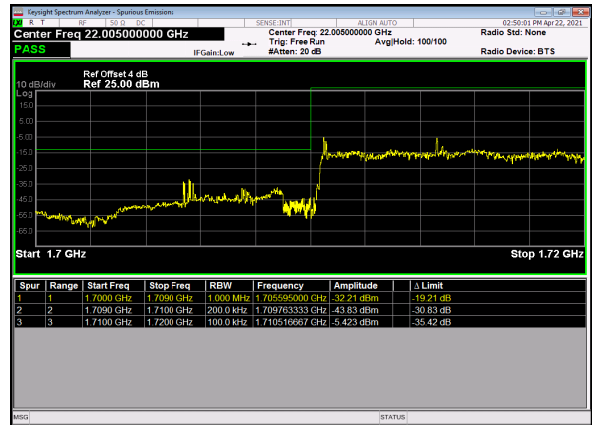
DC_13A_46A_N66(20M)_DFT-s-OFDM_QPSK
_Edge_1RB_Left_Low_CH



DC_13A_46A_N66(20M)_DFT-s-OFDM_BPSK
_Outer_Full_Low_CH



DC_13A_46A_N66(20M)_DFT-s-OFDM_QPSK
_Outer_Full_Low_CH



DC_13A_46A_N66(20M)_DFT-s-OFDM_BPSK
_Edge_1RB_Right_High_CH

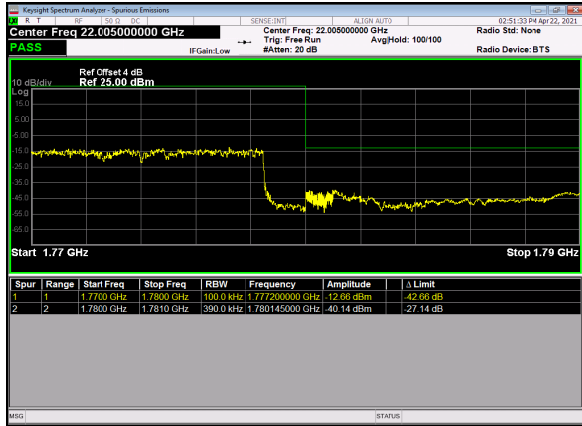


DC_13A_46A_N66(20M)_DFT-s-OFDM_QPSK
_Edge_1RB_Right_High_CH

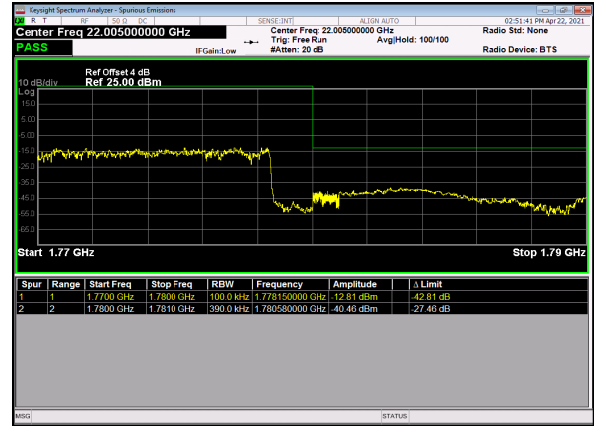




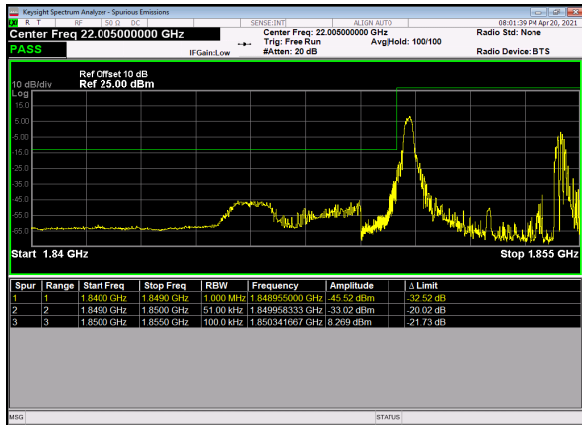
DC_13A_46A_N66(20M)_DFT-s-OFDM_BPSK
_Outer_Full_High_CH



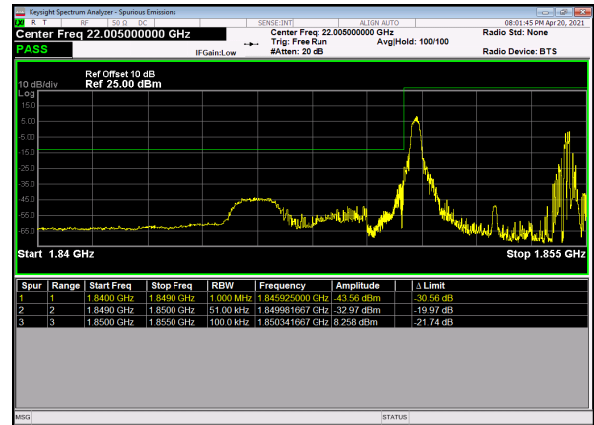
DC_13A_46A_N66(20M)_DFT-s-OFDM_QPSK
_Outer_Full_High_CH



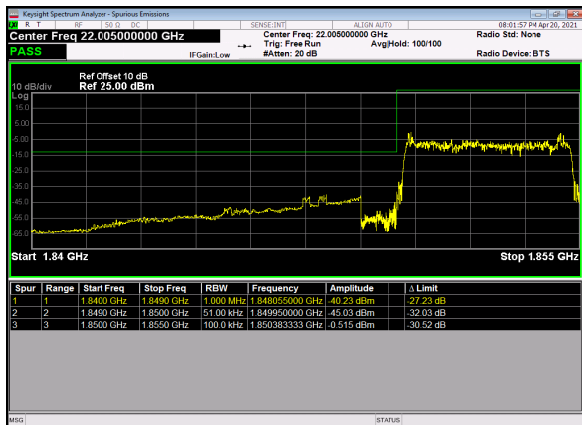
DC_13A_66A_N2(5M)_DFT-s-OFDM_BPSK_E
dge_1RB_Left_Low_CH



DC_13A_66A_N2(5M)_DFT-s-OFDM_QPSK_E
dge_1RB_Left_Low_CH



DC_13A_66A_N2(5M)_DFT-s-OFDM_BPSK
_Outer_Full_Low_CH



DC_13A_66A_N2(5M)_DFT-s-OFDM_QPSK
_Outer_Full_Low_CH

