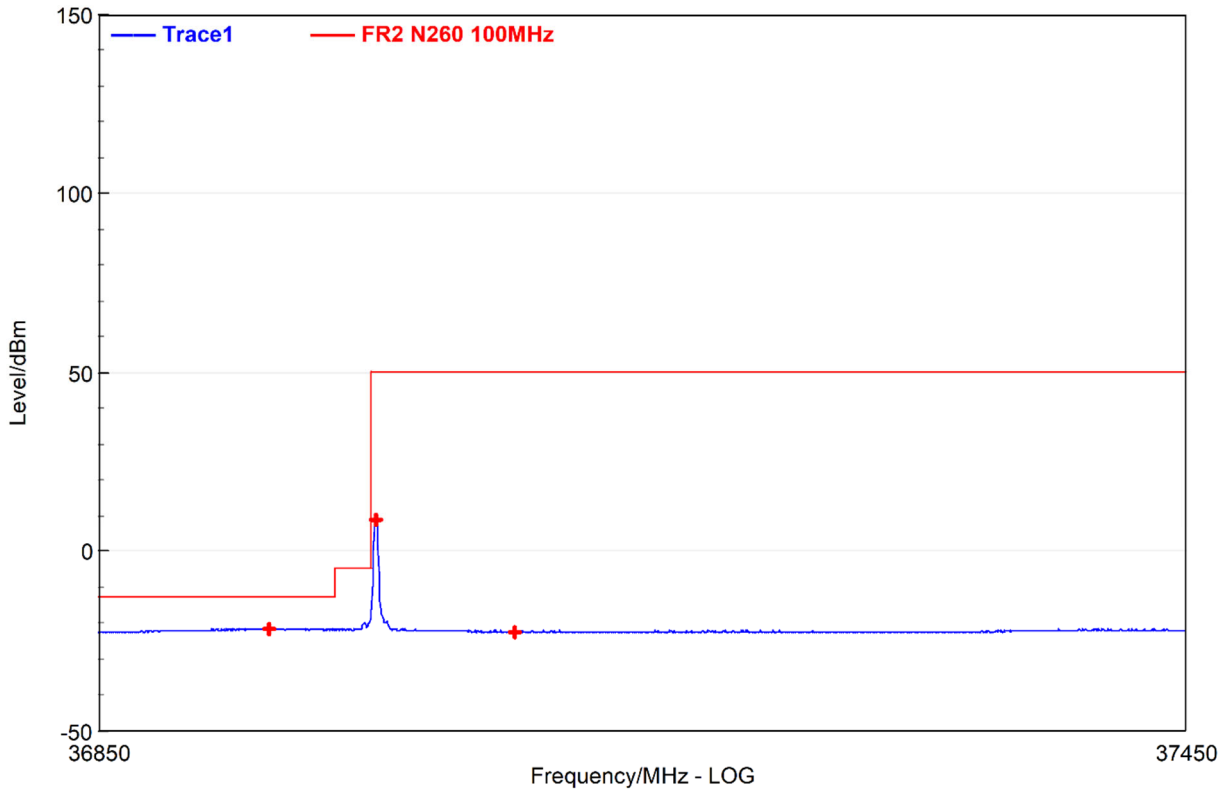


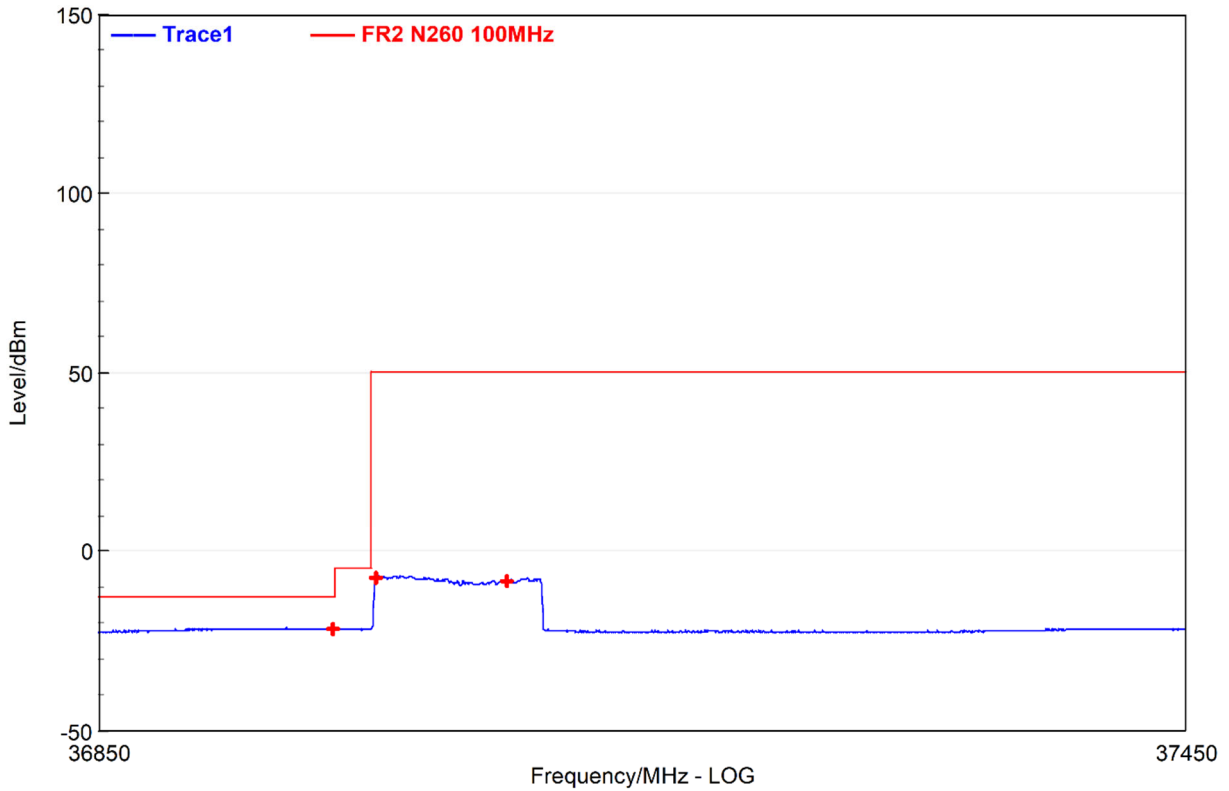
n260, Module 0, Beam ID 13+141, 100MHz, High CH, DFT-s-OFDM QPSK Full RB

Order	Frequency (MHz)	Level (dBm)	Antenna Polar	Path Loss (dB)	Corrected Loss (dB)	Limit (dBm)	Margin (dB)
1	40007	-19.96	V	-35.76	49.53	-5	14.96
2	40019.5	-21.98	V	-35.79	49.53	-5	16.98
3	40031	-22.79	V	-35.81	49.53	-13	9.79
4	40044	-24.08	V	-35.84	49.53	-13	11.08
5	40086	-28.77	V	-35.93	49.53	-13	15.77



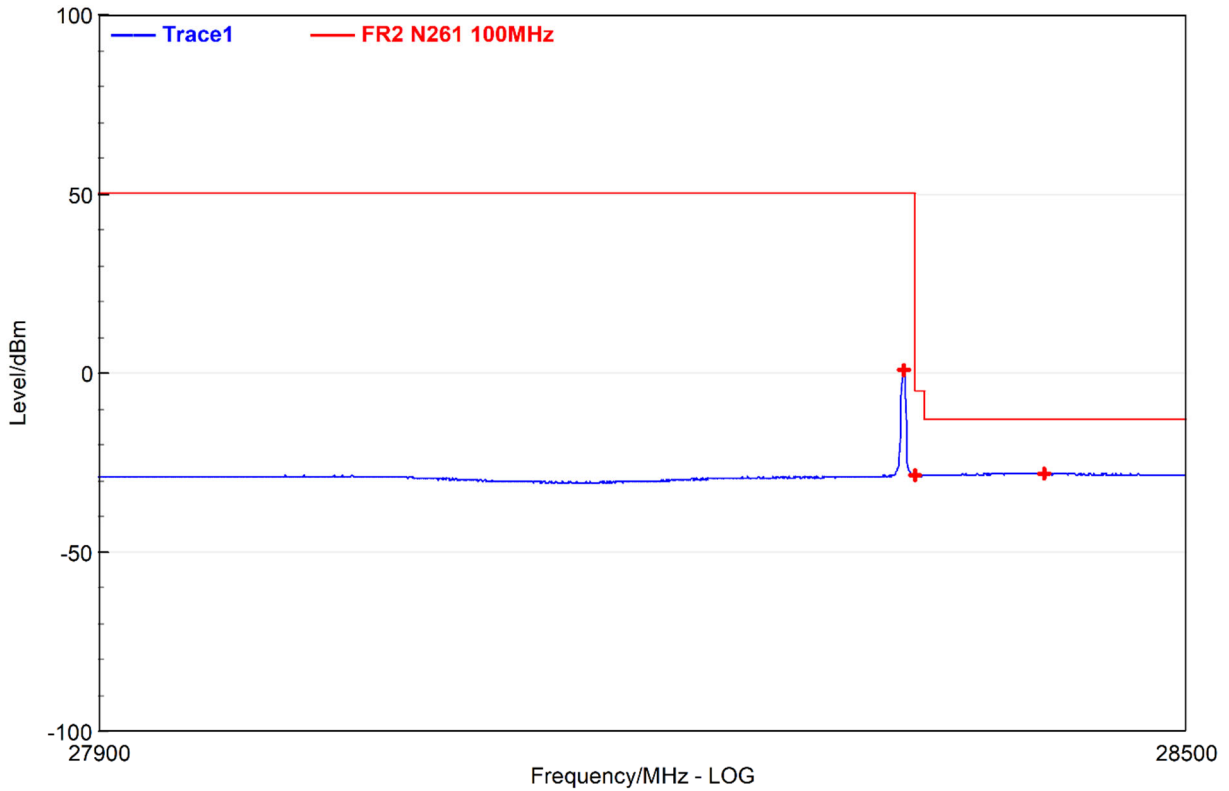
n260, Module 0, Beam ID 13+141, 100MHz, Low CH, DFT-s-OFDM QPSK 1RB

Order	Frequency (MHz)	Level (dBm)	Antenna Polar	Path Loss (dB)	Corrected Loss (dB)	Limit (dBm)	Margin (dB)
1	36944	-22.04	V	14.42	54.42	-13	9.04
2	37003	8.8	V	14.59	54.5	50	41.2
3	37079	-22.68	V	14.8	54.61	50	72.68



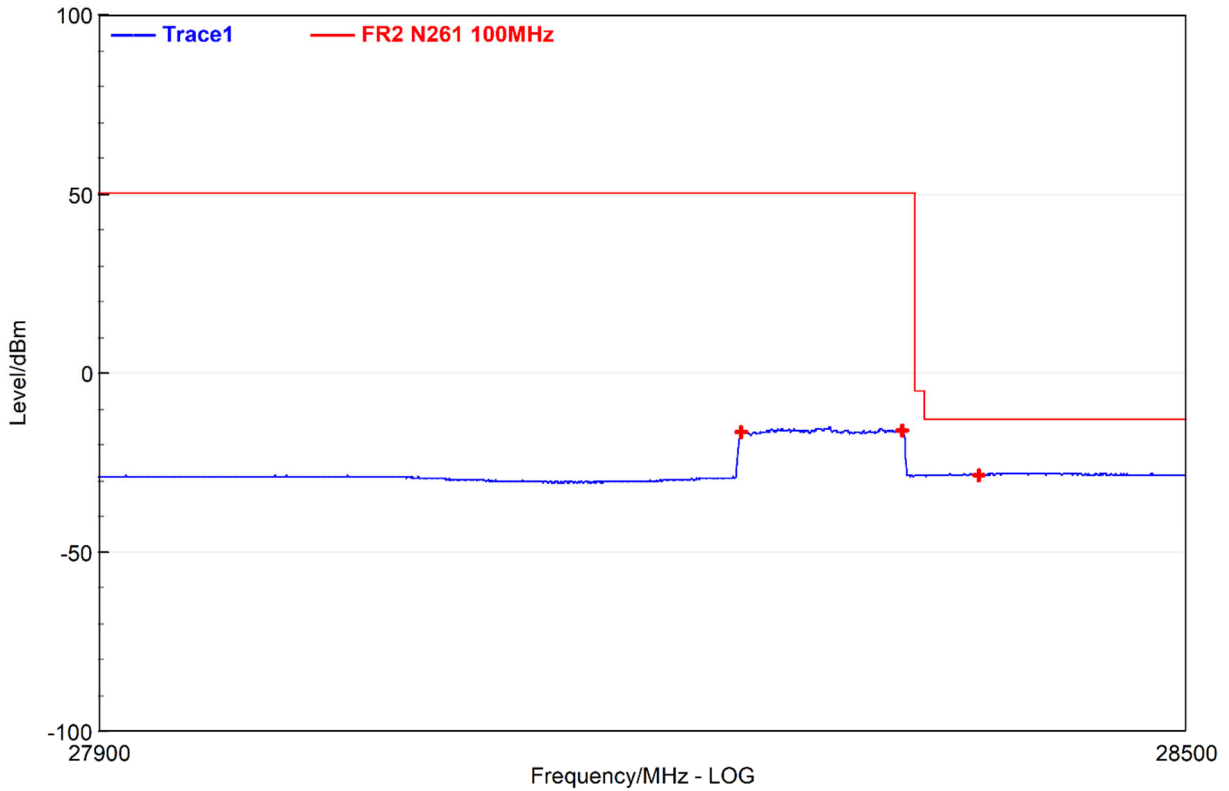
n260, Module 0, Beam ID 13+141, 100MHz, Low CH, DFT-s-OFDM QPSK Full RB

Order	Frequency (MHz)	Level (dBm)	Antenna Polar	Path Loss (dB)	Corrected Loss (dB)	Limit (dBm)	Margin (dB)
1	36979	-21.91	V	14.52	54.47	-13	8.91
2	37003	-7.91	V	14.59	54.5	50	57.91
3	37075	-8.56	V	14.79	54.6	50	58.56



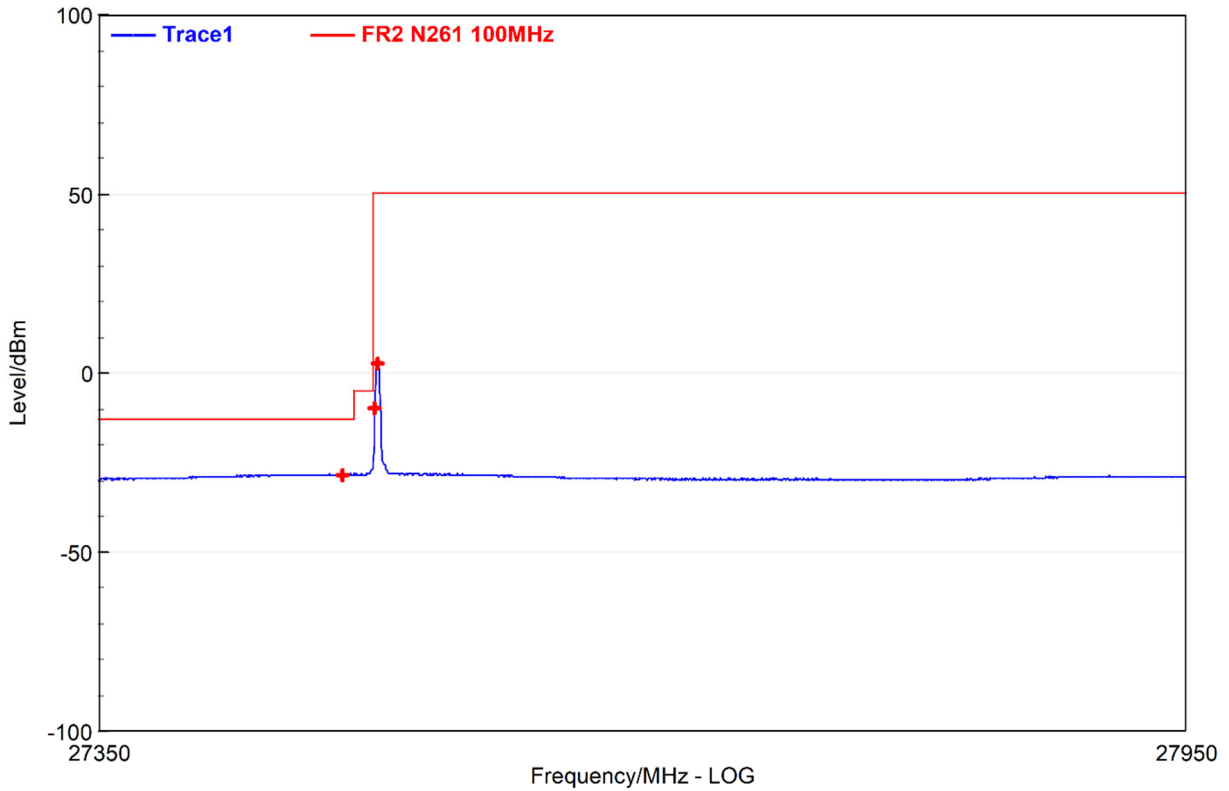
n261, Module 0, Beam ID 144, 100MHz, High CH, DFT-s-OFDM BPSK 1RB

Order	Frequency (MHz)	Level (dBm)	Antenna Polar	Path Loss (dB)	Corrected Loss (dB)	Limit (dBm)	Margin (dB)
1	28343.5	0.64	H	12.2	51.46	50	49.36
2	28350	-28.79	H	12.21	51.49	50	78.79
3	28422	-28.35	H	12.36	51.75	-13	15.35



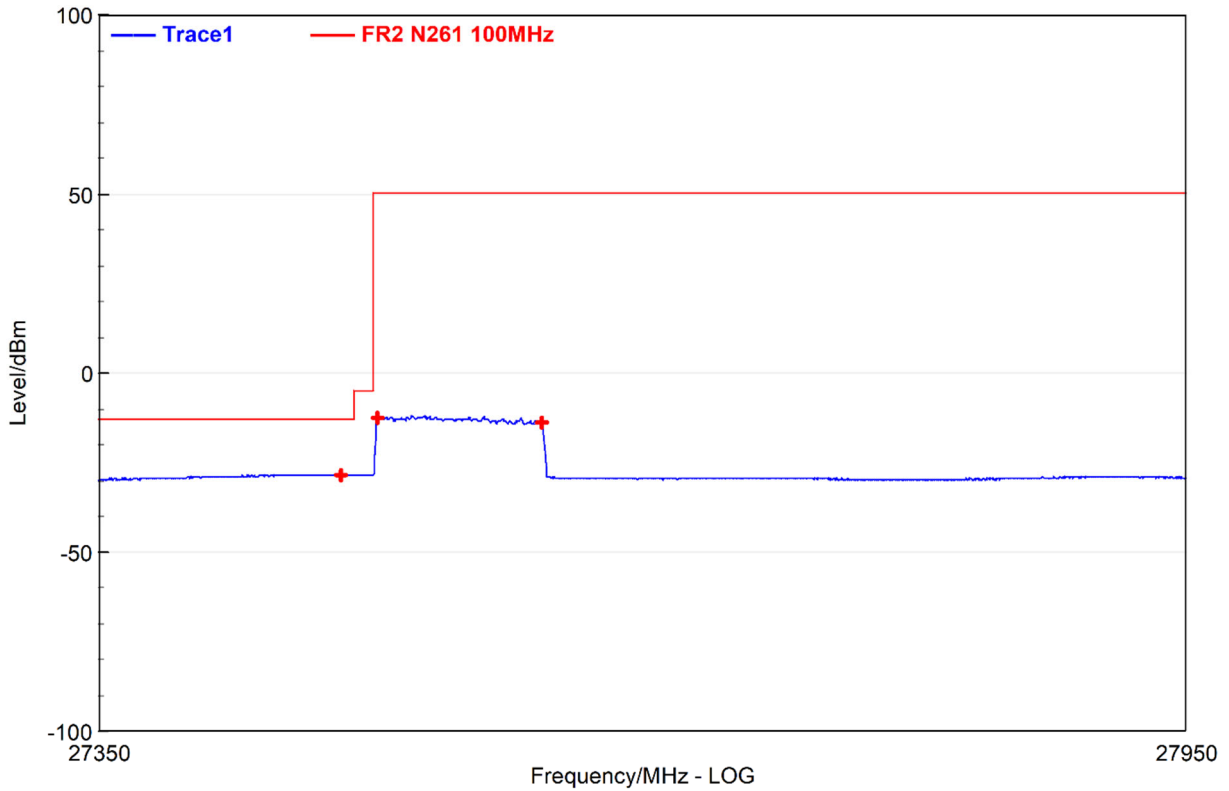
n261, Module 0, Beam ID 144, 100MHz, High CH, DFT-s-OFDM BPSK Full RB

Order	Frequency (MHz)	Level (dBm)	Antenna Polar	Path Loss (dB)	Corrected Loss (dB)	Limit (dBm)	Margin (dB)
1	28254	-16.53	H	11.66	51.56	50	66.53
2	28343	-16.34	H	12.2	51.46	50	66.34
3	28385.5	-28.45	H	12.29	51.62	-13	15.45



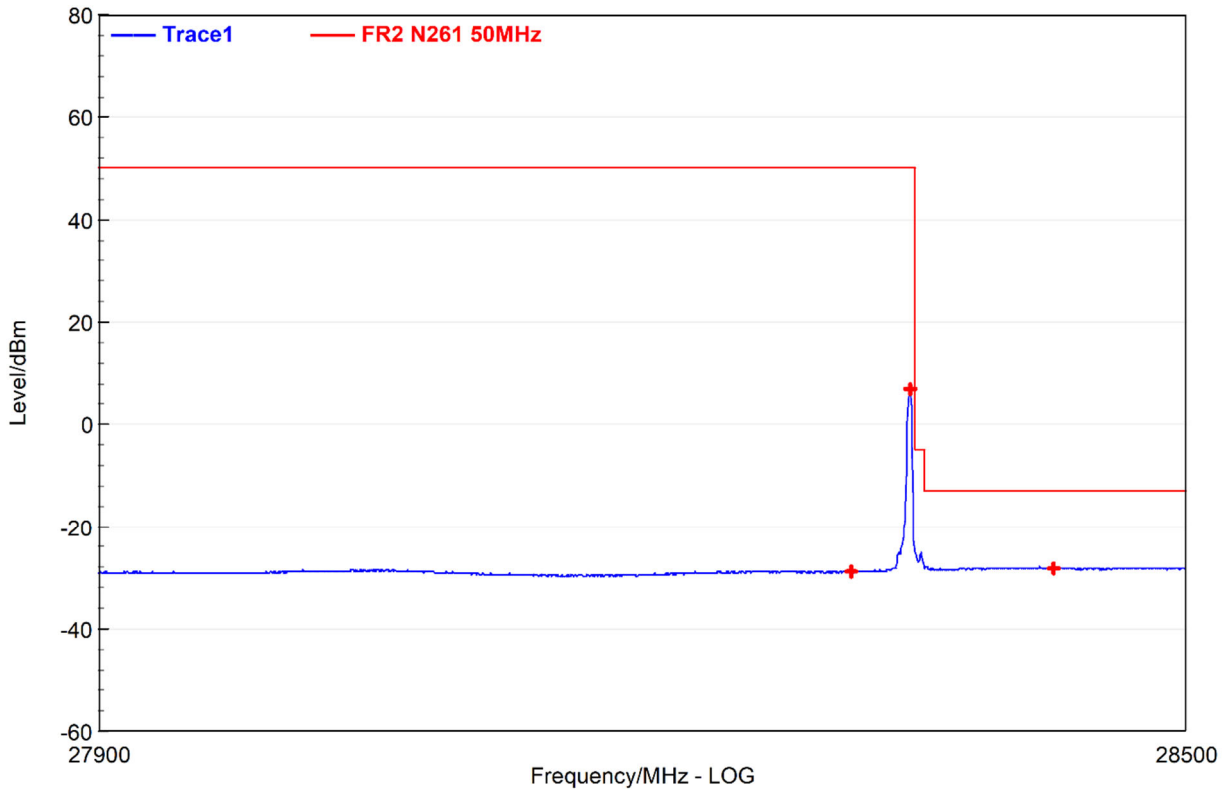
n261, Module 0, Beam ID 144, 100MHz, Low CH, DFT-s-OFDM BPSK 1RB

Order	Frequency (MHz)	Level (dBm)	Antenna Polar	Path Loss (dB)	Corrected Loss (dB)	Limit (dBm)	Margin (dB)
1	27484	-28.6	H	12.69	51.37	-13	15.6
2	27501.5	-10.1	H	12.76	51.42	50	60.1
3	27503	2.61	H	12.76	51.43	50	47.39



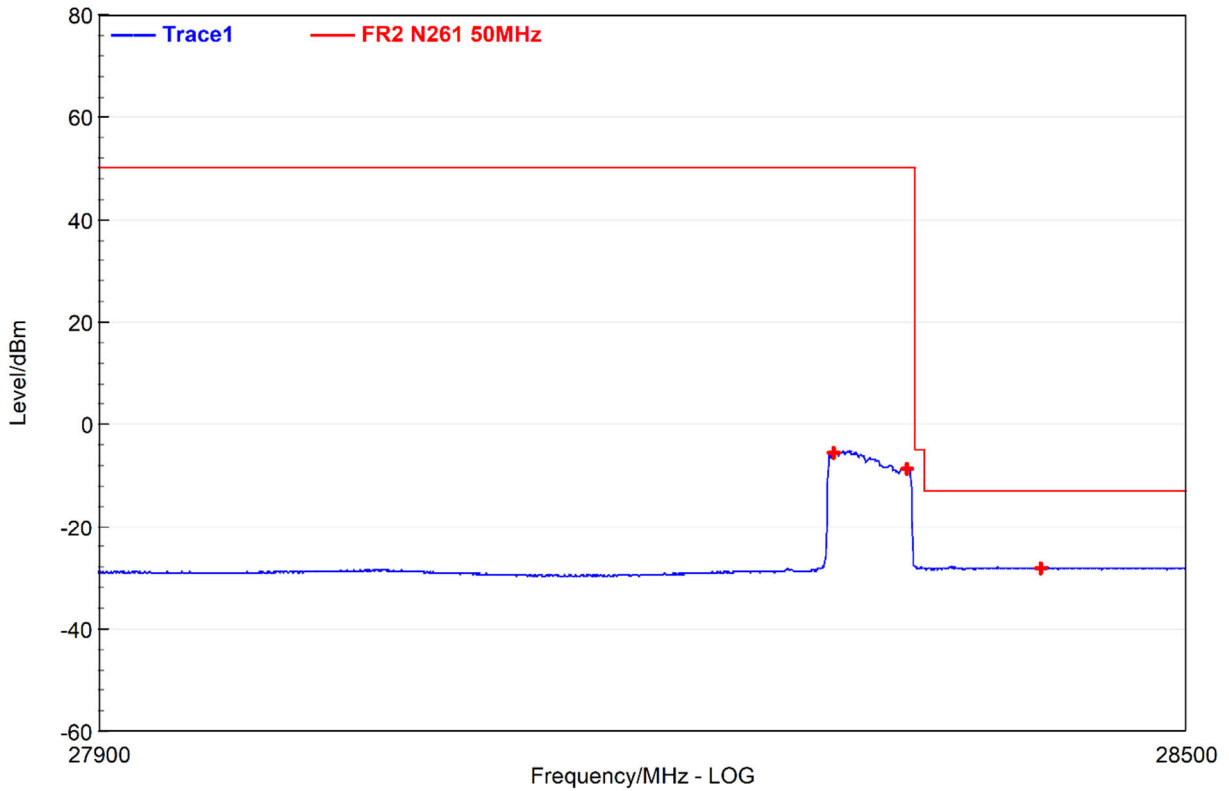
n261, Module 0, Beam ID 144, 100MHz, Low CH, DFT-s-OFDM BPSK Full RB

Order	Frequency (MHz)	Level (dBm)	Antenna Polar	Path Loss (dB)	Corrected Loss (dB)	Limit (dBm)	Margin (dB)
1	27482.5	-28.68	H	12.68	51.37	-13	15.68
2	27503	-12.83	H	12.76	51.43	50	62.83
3	27593	-13.95	H	12.55	51.54	50	63.95



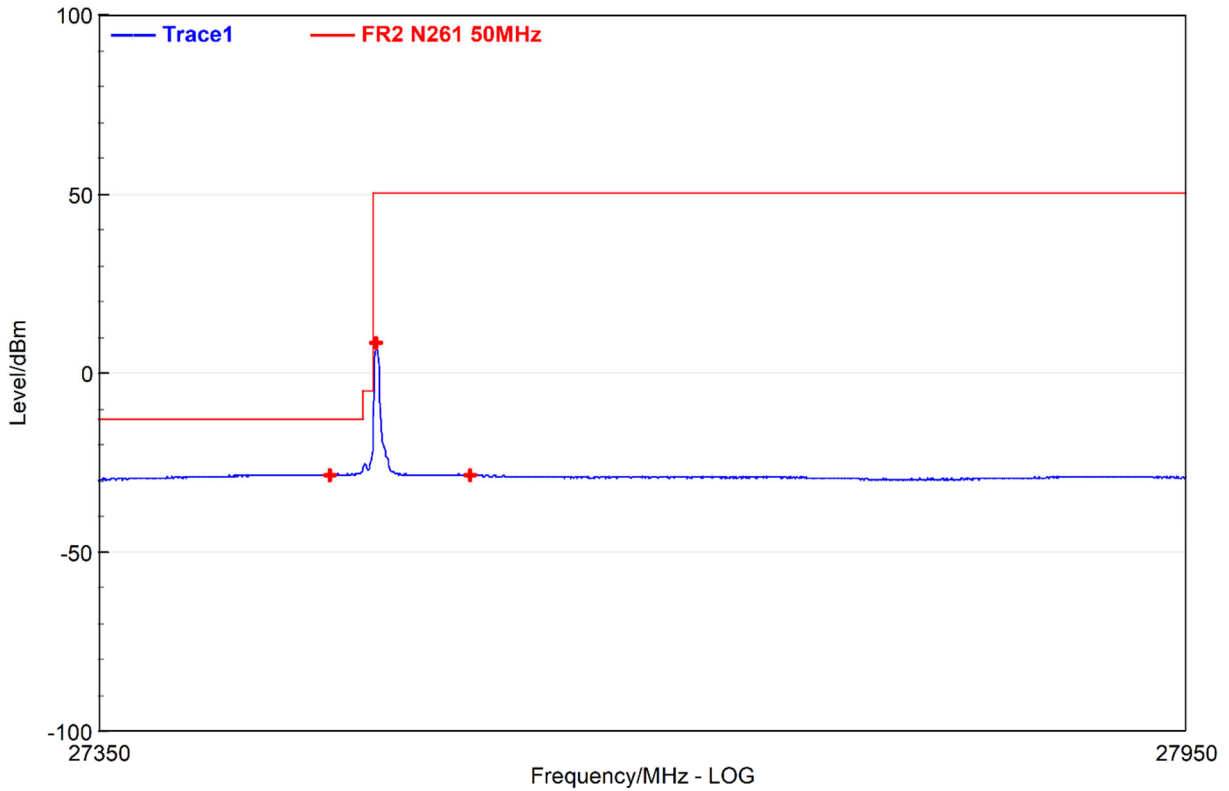
n261, Module 0, Beam ID 144+16, 50MHz, High CH, DFT-s-OFDM BPSK 1RB

Order	Frequency (MHz)	Level (dBm)	Antenna Polar	Path Loss (dB)	Corrected Loss (dB)	Limit (dBm)	Margin (dB)
1	28315	-29.06	V	12.04	51.48	50	79.06
2	28347	6.76	V	12.21	51.47	50	43.24
3	28427	-28.3	V	12.37	51.77	-13	15.3



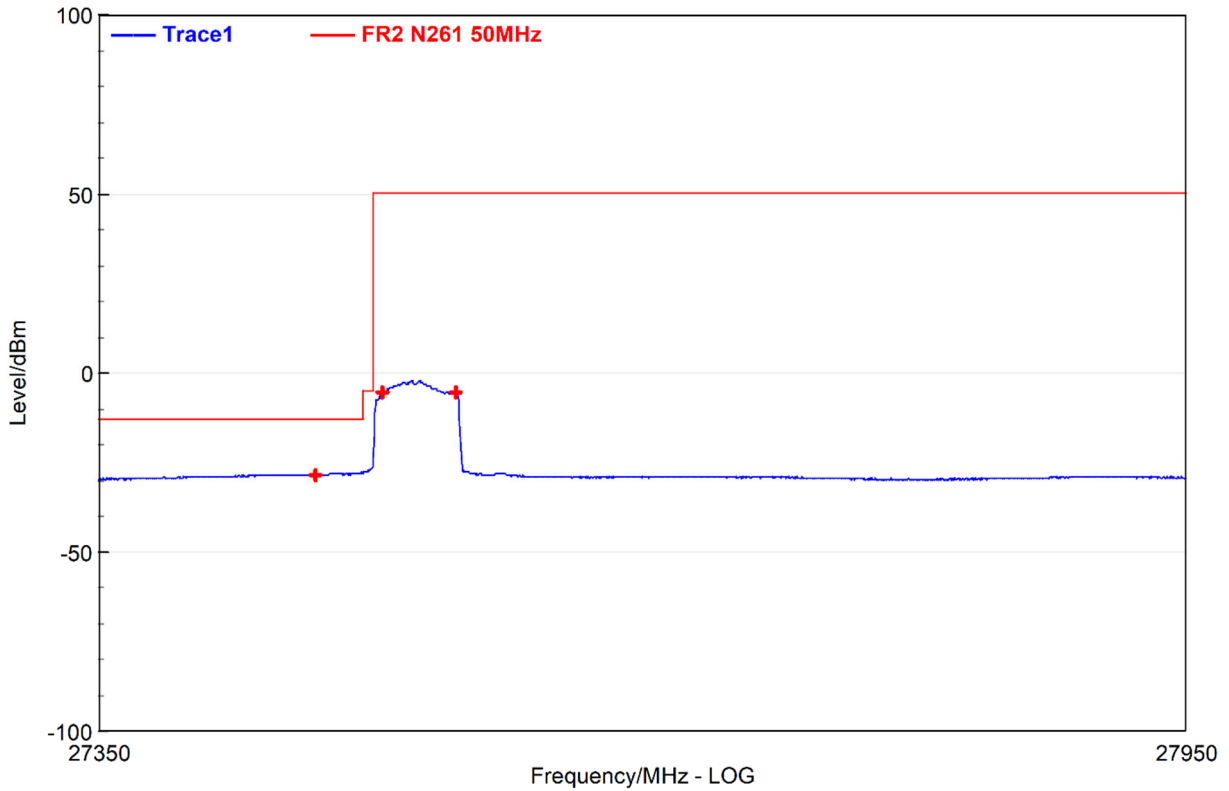
n261, Module 0, Beam ID 144+16, 50MHz, High CH, DFT-s-OFDM BPSK Full RB

Order	Frequency (MHz)	Level (dBm)	Antenna Polar	Path Loss (dB)	Corrected Loss (dB)	Limit (dBm)	Margin (dB)
1	28305	-5.76	V	11.98	51.49	50	55.76
2	28346	-8.7	V	12.2	51.47	50	58.7
3	28420	-28.26	V	12.36	51.75	-13	15.26



n261, Module 0, Beam ID 144+16, 50MHz, Low CH, DFT-s-OFDM BPSK 1RB

Order	Frequency (MHz)	Level (dBm)	Antenna Polar	Path Loss (dB)	Corrected Loss (dB)	Limit (dBm)	Margin (dB)
1	27476.5	-28.8	V	12.66	51.35	-13	15.8
2	27502.5	8.03	V	12.76	51.43	50	41.97
3	27553.5	-28.73	V	12.65	51.49	50	78.73



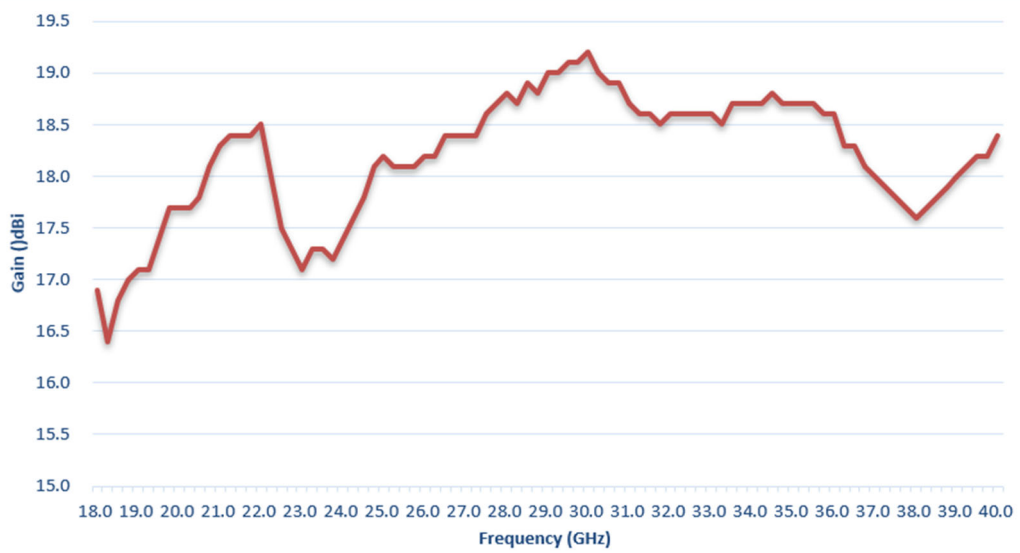
n261, Module 0, Beam ID 144+16, 50MHz, Low CH, DFT-s-OFDM BPSK Full RB

Order	Frequency (MHz)	Level (dBm)	Antenna Polar	Path Loss (dB)	Corrected Loss (dB)	Limit (dBm)	Margin (dB)
1	27468.5	-28.62	V	12.62	51.33	-13	15.62
2	27505.5	-5.53	V	12.76	51.43	50	55.53
3	27545.5	-5.58	V	12.66	51.48	50	55.58

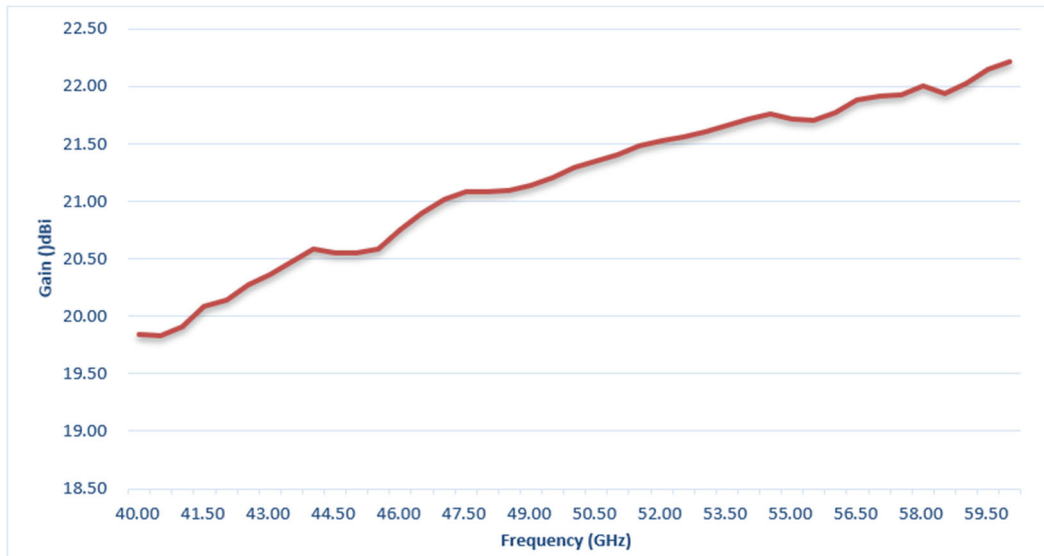


Annex A Antenna Gain

BBHA9170(18-40 GHz):

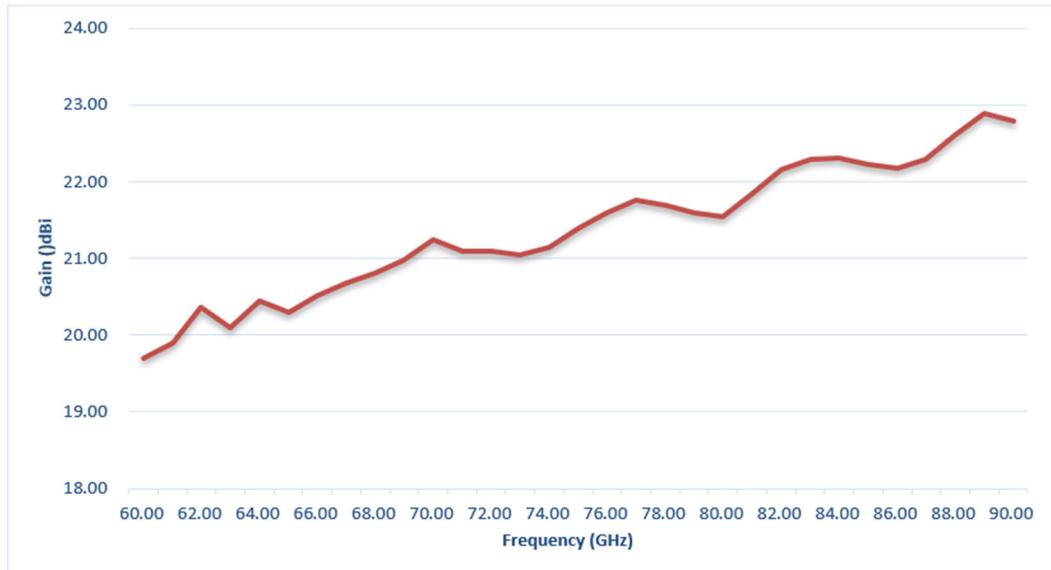


LB-19-20-A (40-60 GHz):

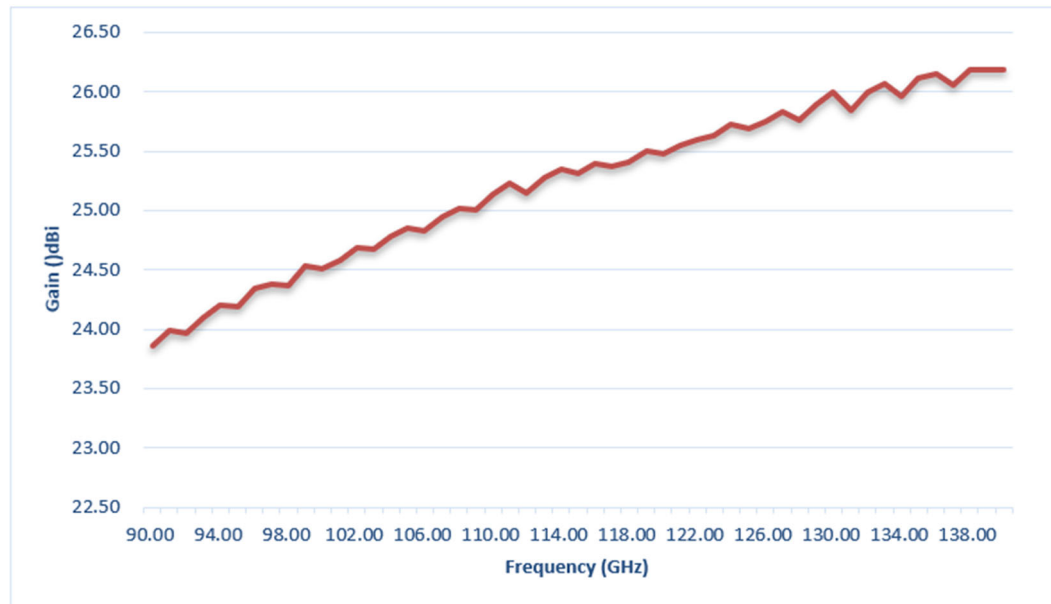




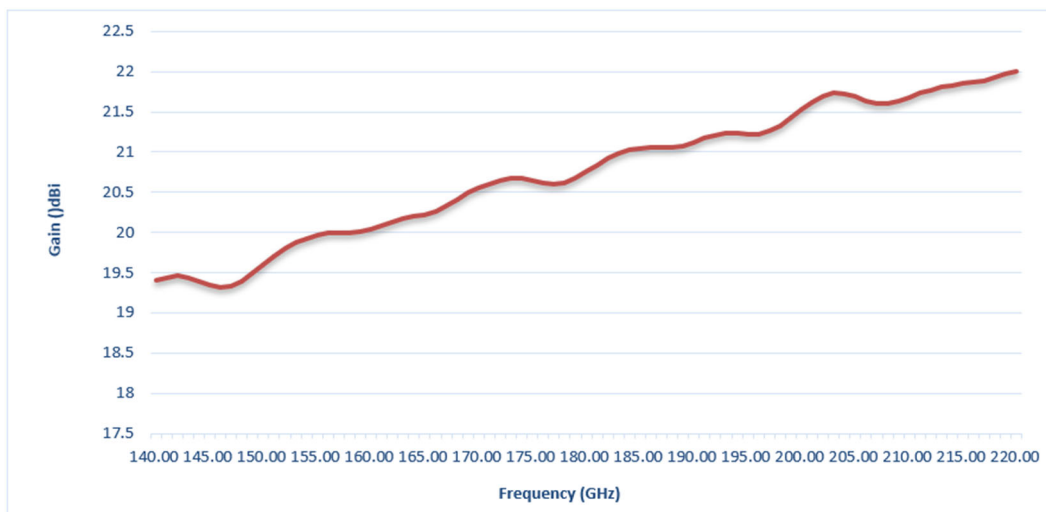
LB-12-20-A (60-90 GHz):



LB-8-25-A (90-140 GHz):



LB-5-20-A (140-220 GHz):



Annex B Test Uncertainty

Where relevant, the following measurement uncertainty levels have been estimated for test performed on the EUT as specified in CISPR 16-1-2:

Parameter	Uncertainty
Radiated Disturbance (30MHz~1GHz)	±3.42 dB
Radiated Disturbance (1GHz~18GHz)	±4.72 dB
Radiated Disturbance (18GHz~40GHz)	±5.08 dB
Radiated Disturbance (40GHz~140GHz)	±5.13 dB
Radiated Disturbance (140GHz~220GHz)	±5.21 dB

This uncertainty represents an expanded uncertainty expressed at approximately the 95% confidence level using a coverage factor of k=2.



Annex C Testing Laboratory Information

1. Identification of the Responsible Testing Laboratory

Company Name:	Shenzhen Morlab Communications Technology Co., Ltd.
Address:	FL.3, Building A, FeiYang Science Park, No.8 LongChang Road, Block 67, BaoAn District, ShenZhen, GuangDong Province, P. R. China
Telephone:	+86 755 36698555
Facsimile:	+86 755 36698525

2. Identification of the Responsible Testing Location

Name:	Shenzhen Morlab Communications Technology Co., Ltd.
Address:	FL.3, Building A, FeiYang Science Park, No.8 LongChang Road, Block 67, BaoAn District, ShenZhen, GuangDong Province, P. R. China

3. Facilities and Accreditations

All measurement facilities used to collect the measurement data are located at FL.3, Building A, FeiYang Science Park, Block 67, BaoAn District, Shenzhen, 518101 P. R. China. The test site is constructed in conformance with the requirements of ANSI C63.10-2013 and CISPR Publication 22; the FCC designation number is CN1192, the test firm registration number is 226174.



Annex D Test Equipment Utilized

Equipment Name	Serial No.	Model	Manufacturer	Cal. Date	Cal. Due
Signal Analyzer	1406.6000K0 3-183151-sS	FSW43	R&S	2023.07.04	2024.07.03
Mixer(40-60GHz)	2022081902	SAFC19	Nuozhijie	2023.06.11	2025.06.10
Mixer(60-90GHz)	2022081904	SAFC12	Nuozhijie	2022.08.19	2024.08.18
Mixer(90-140GHz)	2023022002	SAFC08	Nuozhijie	2023.02.20	2025.02.19
Mixer(140-22GHz)	2023022004	SAFC05	Nuozhijie	2023.02.20	2025.02.19
Test Antenna- Horn	BBHA9170#7 73	BBHA9170	BBHA9170#77 3	2023.07.01	2024.06.30
Hybrid Antenna	9163-519	VULB 9163	SCHWARZBE CK	2022.05.25	2025.05.24
Horn Antenna	01774	BBHA 9120 D	SCHWARZBE CK	2022.07.13	2025.07.12
Horn Antenna	9170C-531	BBHA9170	SCHWARZBE CK	2022.07.14	2025.07.13
Horn Antenna	2020036000 036 037	LB-19-20-A	A-INFO	2022.06.16	2025.06.15
Horn Antenna	J202026347 348	LB-12-20-A	A-INFO	2022.06.16	2025.06.15
Horn Antenna	J202062617 621	LB-8-25-A	A-INFO	2022.06.16	2025.06.15
Horn Antenna	2020004000 025 026	LB-5-20-A	A-INFO	2022.06.16	2025.06.15
Anechoic Chamber	N/A	7m*4m*3m	CRT	2024.02.03	2025.02.02
Test software	N/A	DecenTest V01.30	DecenTest	N/A	N/A

————— END OF REPORT —————