



REPORT No.: SZ23040391S05

Annex D Plots of RF Emission Test Results

RF Interference Potential Test Report

Measurement performed on March 19, 2024 at 10:11

Device Under Test

Manufacturer	Model	Dimensions[mm]	Speaker Position [mm]
		146.2 x 71.8 x 7.5	144.3

Hardware Setup

Probe Name	Probe Calibration Date	DAE Name	DAE Calibration Date
ER3DV6 - SN2434	February 17, 2024	DAE4 Sn480	September 19, 2023

Communication Systems

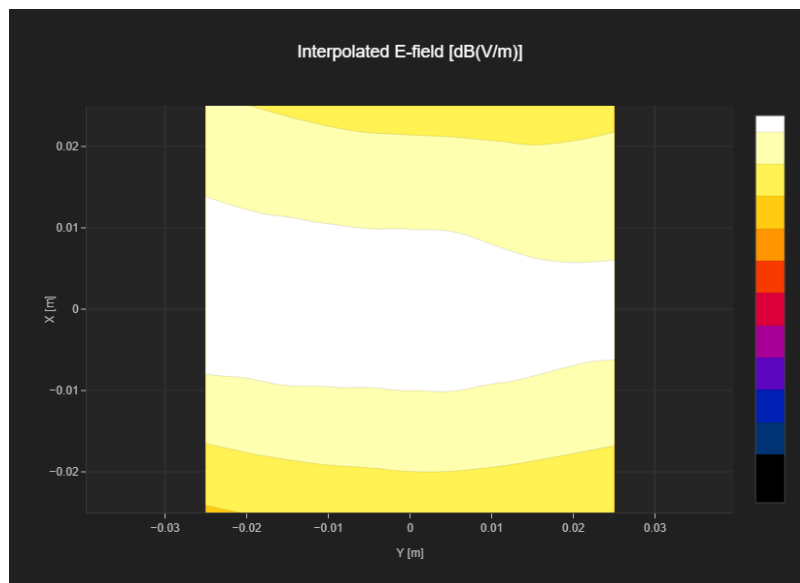
Band Name	Communication Systems Name	Channel	Frequency [MHz]
GSM 850	GSM-FDD (TDMA, GMSK)	128	824.2

Grid Settings

Extent X [mm]	Extent Y [mm]	Step X [mm]	Step Y [mm]	Distance [mm]
50.0	50.0	10.0	10.0	15.0

Results

E _{max} [dB(V/m)]	E _{avg50x50 max} [dB(V/m)]	MIF [dB]	RFail [dB(V/m)]
31.03	29.71	3.63	33.34



RF Interference Potential Test Report

Measurement performed on March 19, 2024 at 10:07

Device Under Test

Manufacturer	Model	Dimensions[mm]	Speaker Position [mm]
		146.2 x 71.8 x 7.5	144.3

Hardware Setup

Probe Name	Probe Calibration Date	DAE Name	DAE Calibration Date
ER3DV6 - SN2434	February 17, 2024	DAE4 Sn480	September 19, 2023

Communication Systems

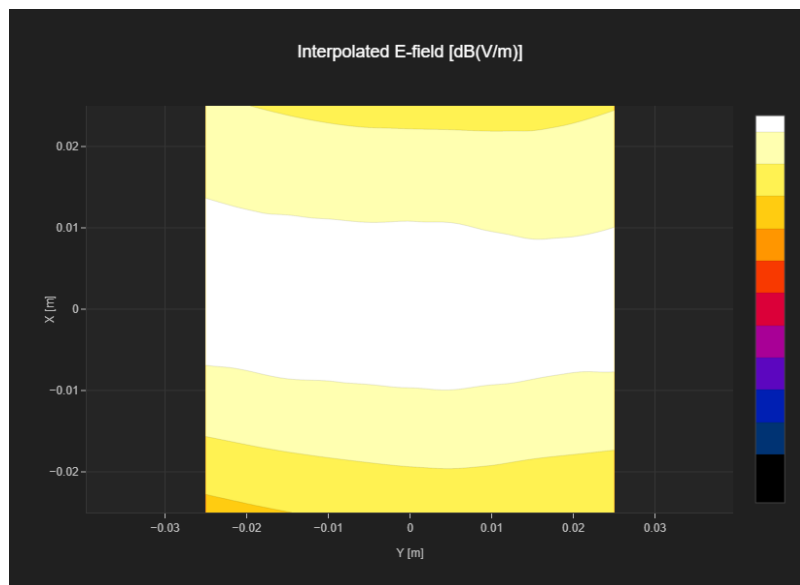
Band Name	Communication Systems Name	Channel	Frequency [MHz]
GSM 850	GSM-FDD (TDMA, GMSK)	189	836.4

Grid Settings

Extent X [mm]	Extent Y [mm]	Step X [mm]	Step Y [mm]	Distance [mm]
50.0	50.0	10.0	10.0	15.0

Results

E _{max} [dB(V/m)]	E _{avg50x50 max} [dB(V/m)]	MIF [dB]	RFail [dB(V/m)]
32.44	31.15	3.63	34.78



RF Interference Potential Test Report

Measurement performed on March 19, 2024 at 10:15

Device Under Test

Manufacturer	Model	Dimensions[mm]	Speaker Position [mm]
		146.2 x 71.8 x 7.5	144.3

Hardware Setup

Probe Name	Probe Calibration Date	DAE Name	DAE Calibration Date
ER3DV6 - SN2434	February 17, 2024	DAE4 Sn480	September 19, 2023

Communication Systems

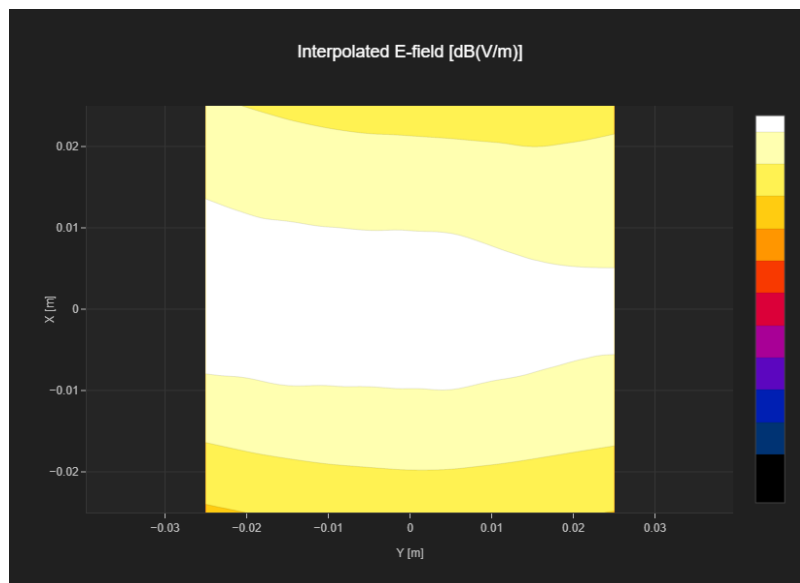
Band Name	Communication Systems Name	Channel	Frequency [MHz]
GSM 850	GSM-FDD (TDMA, GMSK)	251	848.8

Grid Settings

Extent X [mm]	Extent Y [mm]	Step X [mm]	Step Y [mm]	Distance [mm]
50.0	50.0	10.0	10.0	15.0

Results

E _{max} [dB(V/m)]	E _{avg50x50 max} [dB(V/m)]	MIF [dB]	RFail [dB(V/m)]
31.01	29.68	3.63	33.31



RF Interference Potential Test Report

Measurement performed on March 19, 2024 at 10:32

Device Under Test

Manufacturer	Model	Dimensions[mm]	Speaker Position [mm]
		146.2 x 71.8 x 7.5	144.3

Hardware Setup

Probe Name	Probe Calibration Date	DAE Name	DAE Calibration Date
ER3DV6 - SN2434	February 17, 2024	DAE4 Sn480	September 19, 2023

Communication Systems

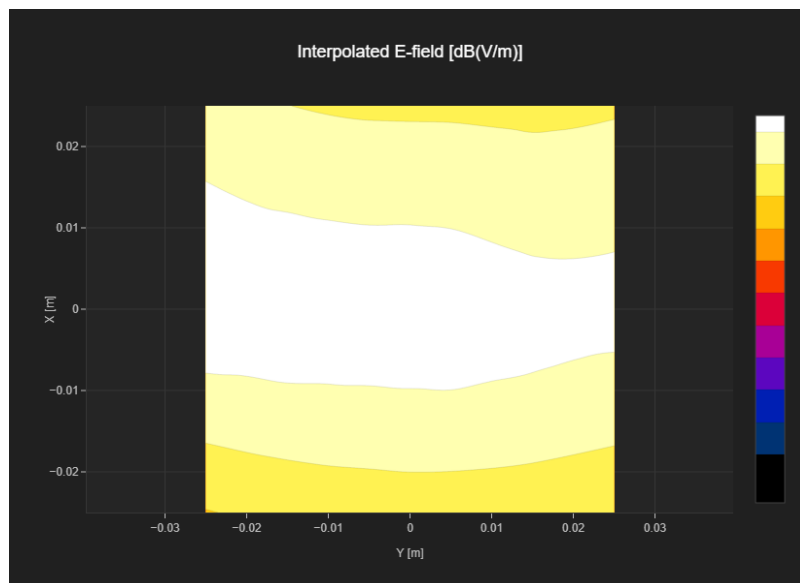
Band Name	Communication Systems Name	Channel	Frequency [MHz]
PCS 1900	GSM-FDD (TDMA, GMSK)	512	1850.2

Grid Settings

Extent X [mm]	Extent Y [mm]	Step X [mm]	Step Y [mm]	Distance [mm]
50.0	50.0	10.0	10.0	15.0

Results

E _{max} [dB(V/m)]	E _{avg50x50 max} [dB(V/m)]	MIF [dB]	RFail [dB(V/m)]
26.84	25.6	3.63	29.23



RF Interference Potential Test Report

Measurement performed on March 19, 2024 at 10:29

Device Under Test

Manufacturer	Model	Dimensions[mm]	Speaker Position [mm]
		146.2 x 71.8 x 7.5	144.3

Hardware Setup

Probe Name	Probe Calibration Date	DAE Name	DAE Calibration Date
ER3DV6 - SN2434	February 17, 2024	DAE4 Sn480	September 19, 2023

Communication Systems

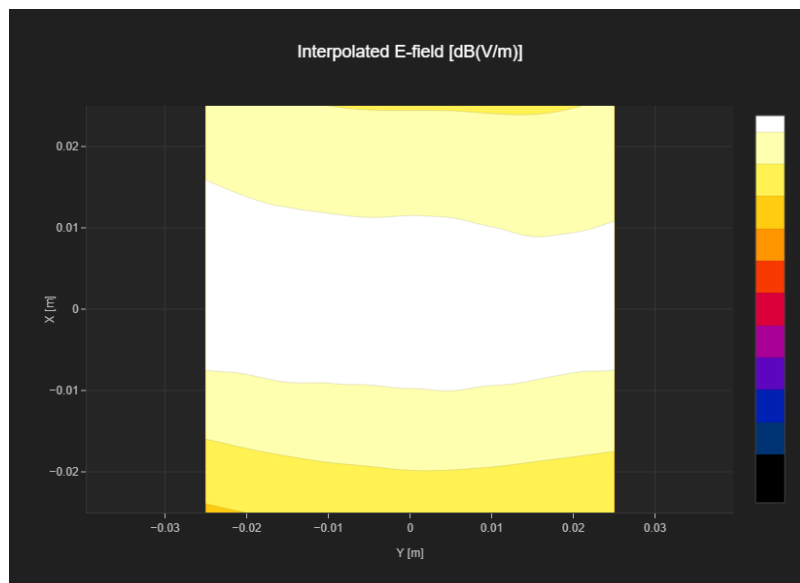
Band Name	Communication Systems Name	Channel	Frequency [MHz]
PCS 1900	GSM-FDD (TDMA, GMSK)	661	1880.0

Grid Settings

Extent X [mm]	Extent Y [mm]	Step X [mm]	Step Y [mm]	Distance [mm]
50.0	50.0	10.0	10.0	15.0

Results

E _{max} [dB(V/m)]	E _{avg50x50 max} [dB(V/m)]	MIF [dB]	RFail [dB(V/m)]
26.79	25.59	3.63	29.22



RF Interference Potential Test Report

Measurement performed on March 19, 2024 at 10:35

Device Under Test

Manufacturer	Model	Dimensions[mm]	Speaker Position [mm]
		146.2 x 71.8 x 7.5	144.3

Hardware Setup

Probe Name	Probe Calibration Date	DAE Name	DAE Calibration Date
ER3DV6 - SN2434	February 17, 2024	DAE4 Sn480	September 19, 2023

Communication Systems

Band Name	Communication Systems Name	Channel	Frequency [MHz]
PCS 1900	GSM-FDD (TDMA, GMSK)	810	1909.8

Grid Settings

Extent X [mm]	Extent Y [mm]	Step X [mm]	Step Y [mm]	Distance [mm]
50.0	50.0	10.0	10.0	15.0

Results

E _{max} [dB(V/m)]	E _{avg50x50 max} [dB(V/m)]	MIF [dB]	RFail [dB(V/m)]
26.82	25.6	3.63	29.23

