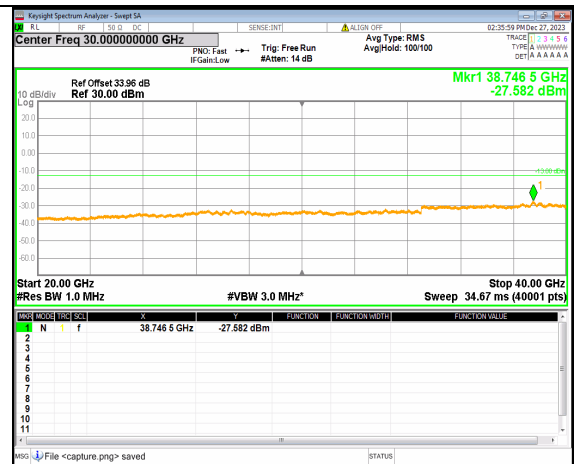
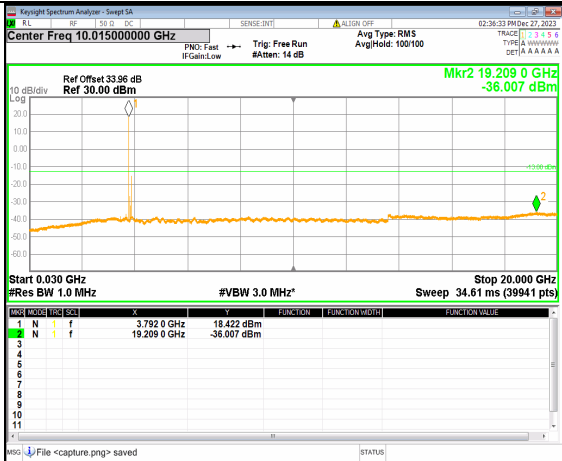


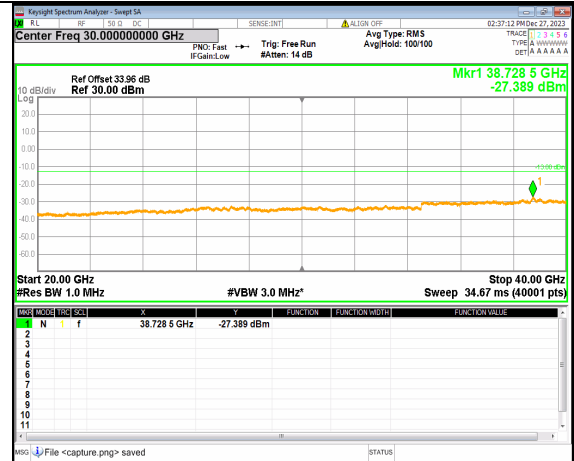
2A_n77(3700-3980MHz) (30MHz-20GHz)
100M DFT-s-OFDM BPSK Inner_1RB_Right
Mid



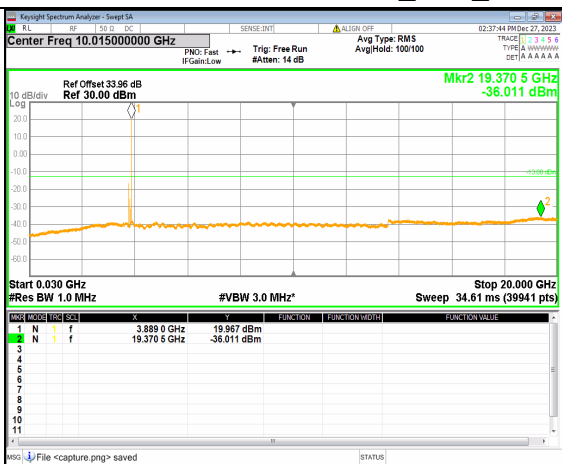
2A_n77(3700-3980MHz) (20GHz-40GHz) 100M
DFT-s-OFDM BPSK Inner_1RB_Right Mid



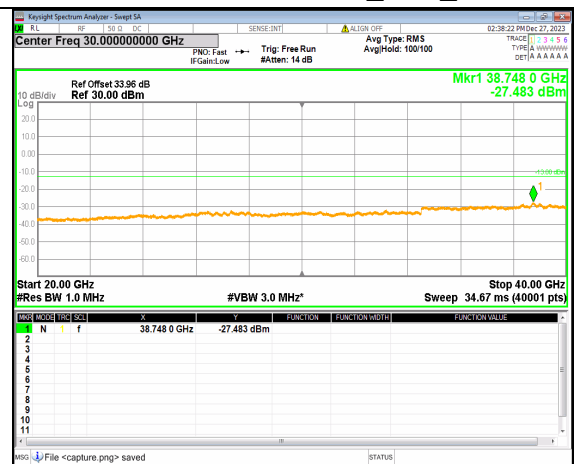
2A_n77(3700-3980MHz) (30MHz-20GHz)
100M DFT-s-OFDM QPSK Inner_1RB_Left Mid



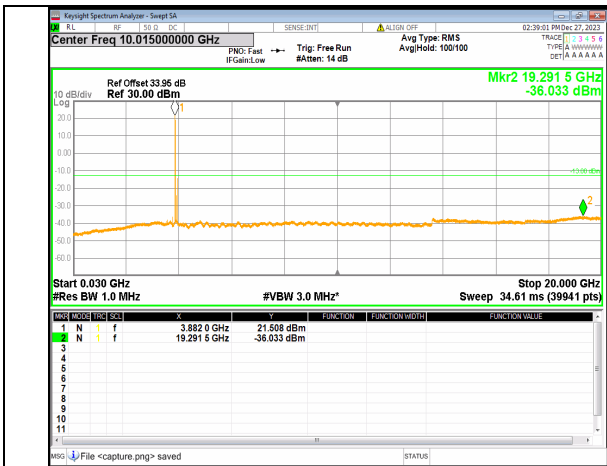
2A_n77(3700-3980MHz) (20GHz-40GHz) 100M
DFT-s-OFDM QPSK Inner_1RB_Left Mid



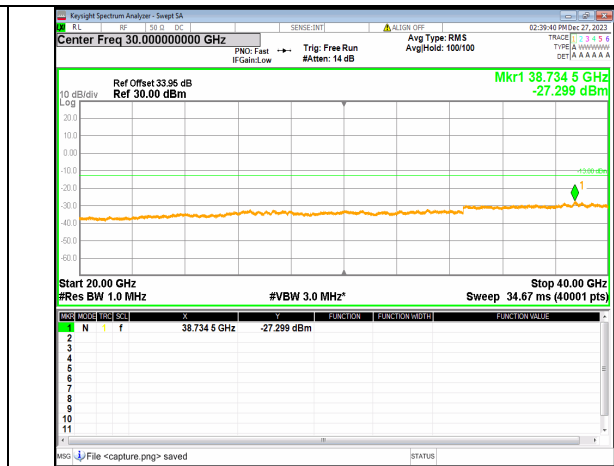
2A_n77(3700-3980MHz) (30MHz-20GHz)
100M DFT-s-OFDM QPSK Inner_1RB_Right
Mid



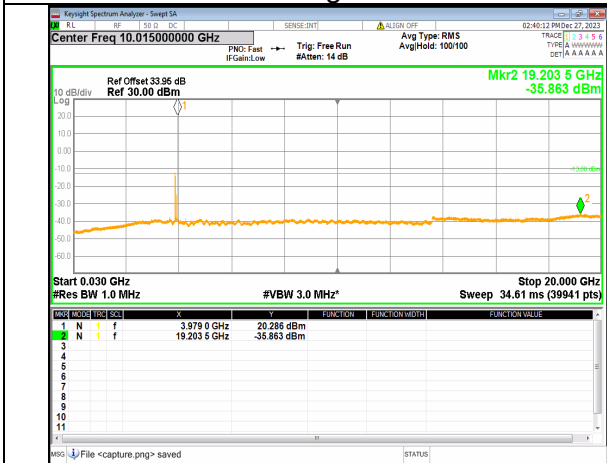
2A_n77(3700-3980MHz) (20GHz-40GHz) 100M
DFT-s-OFDM QPSK Inner_1RB_Right Mid



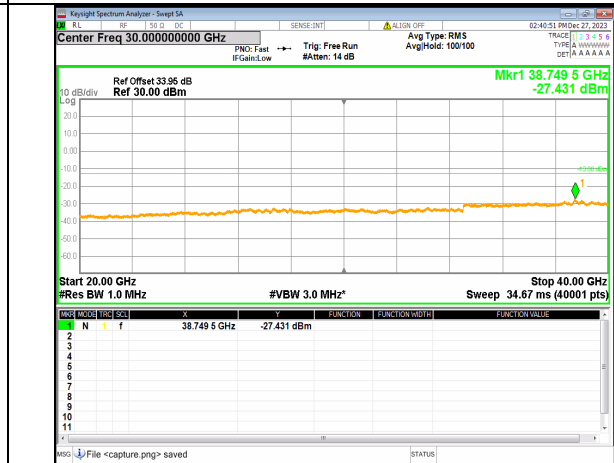
2A_n77(3700-3980MHz) (30MHz-20GHz)
100M DFT-s-OFDM BPSK Inner_1RB_Left
High



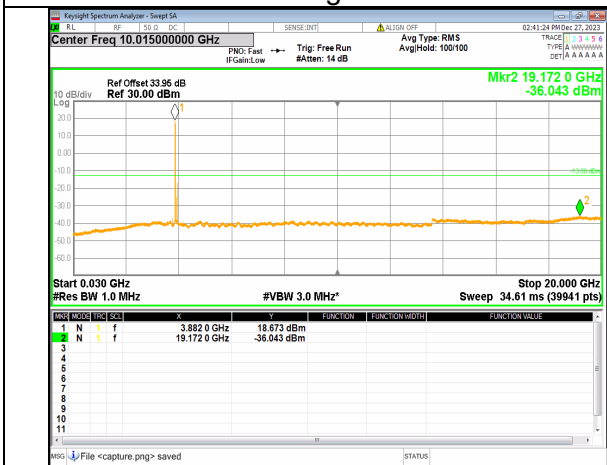
2A_n77(3700-3980MHz) (20GHz-40GHz) 100M
DFT-s-OFDM BPSK Inner_1RB_Left High



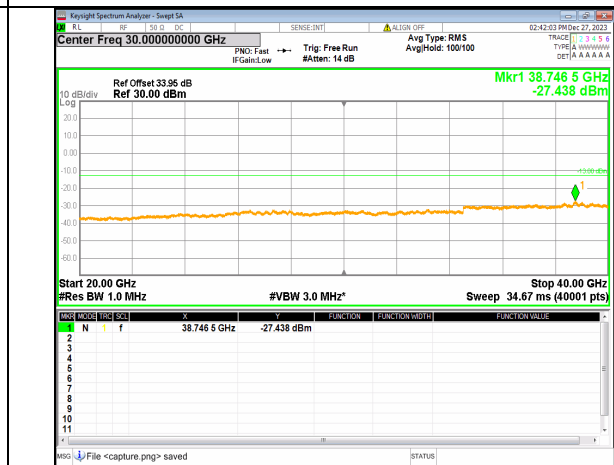
2A_n77(3700-3980MHz) (30MHz-20GHz)
100M DFT-s-OFDM BPSK Inner_1RB_Right
High



2A_n77(3700-3980MHz) (20GHz-40GHz) 100M
DFT-s-OFDM BPSK Inner_1RB_Right High



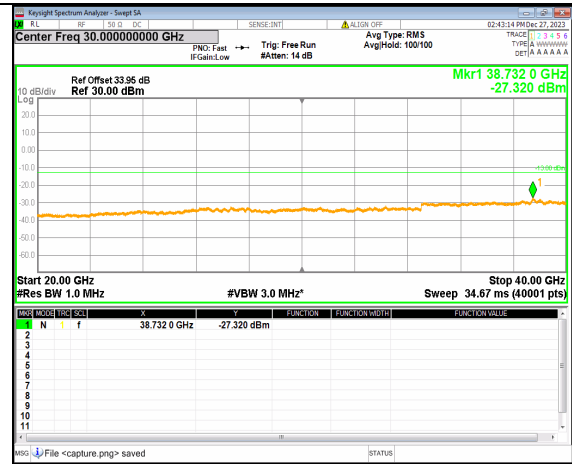
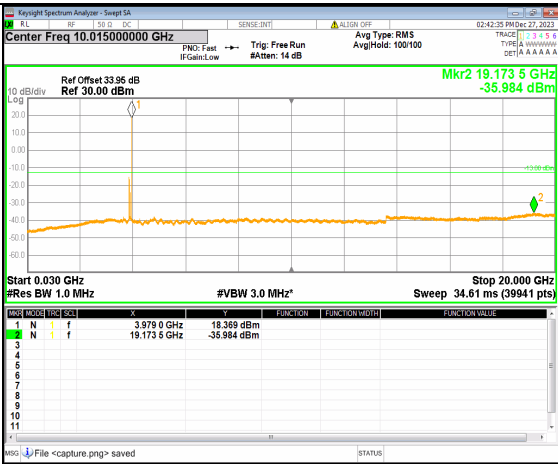
2A_n77(3700-3980MHz) (30MHz-20GHz)
100M DFT-s-OFDM QPSK Inner_1RB_Left
High



2A_n77(3700-3980MHz) (20GHz-40GHz) 100M
DFT-s-OFDM QPSK Inner_1RB_Left High



High



2A_n77(3700-3980MHz) (30MHz-20GHz)
100M DFT-s-OFDM QPSK Inner_1RB_Right
High

2A_n77(3700-3980MHz) (20GHz-40GHz) 100M
DFT-s-OFDM QPSK Inner_1RB_Right High



2.6. Band Edge

2.6.1. Requirement

n2

According to FCC section 24.238(a), for operations in the 1850–1910MHz bands, the power of any emission outside of the authorized operating frequency ranges must be attenuated below the transmitting power (P) by a factor of at least $43 + 10 \log(P)$ dBm a 1MHz bandwidth. However, in the 1 MHz bands immediately outside and adjacent to the licensee's frequency block, a resolution bandwidth of at least one percent of the emission bandwidth of the fundamental emission of the transmitter may be employed.

n5

According to FCC section 22.917(a), for operations in the 824–849MHz bands, the power of any emission outside of the authorized operating frequency ranges must be attenuated below the transmitting power (P) by a factor of at least $43 + 10 \log(P)$ dBm a 100kHz bandwidth. However, in the 1 MHz bands immediately outside and adjacent to the licensee's frequency block, a resolution bandwidth of at least one percent of the emission bandwidth of the fundamental emission of the transmitter may be employed.

n66

According to FCC section 27.53(h), for operations in the 1710–1755MHz bands, the power of any emission outside a licensee's frequency block shall be attenuated below the transmitter power (P) by at least $43 + 10 \log_{10}(P)$ dBm 1MHz bandwidth. However, in the 1 MHz bands immediately outside and adjacent to the licensee's frequency block, a resolution bandwidth of at least one percent of the emission bandwidth of the fundamental emission of the transmitter may be employed.

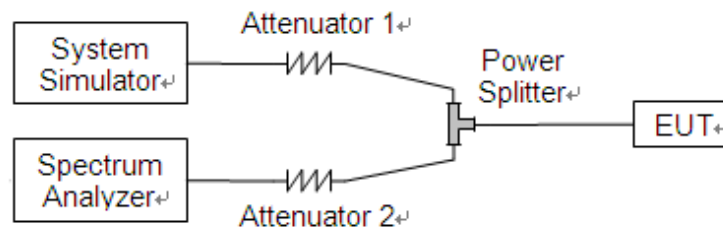
n77 (3700-3980MHz)

According to FCC section 27.53(l) (2) for, for mobile operations in the 3700-3980 MHz band, the conducted power of any emission outside the licensee's authorized bandwidth shall not exceed -13 dBm/MHz. Compliance with this paragraph (l)(2) is based on the use of measurement instrumentation employing a resolution bandwidth of 1 megahertz or greater. However, in the 1-megahertz bands immediately outside and adjacent to the licensee's frequency block, the minimum resolution bandwidth for the measurement shall be either one percent of the emission bandwidth of the fundamental emission of the transmitter or 350 kHz. In the bands between 1 and 5 MHz removed from the licensee's frequency block, the minimum resolution bandwidth for the measurement shall be 500 kHz. The emission bandwidth is defined as the width of the signal between two points, one below the carrier center frequency and one above the carrier center frequency, outside of which all emissions are attenuated at least 26 dB below the transmitter power.

n77 (3450-3550MHz)

According to FCC section 27.53(n) (2) for,for mobile operations in the 3450-3550 MHz band, the conducted power of any emission outside the licensee's authorized bandwidth shall not exceed -13 dBm/MHz. Compliance with this paragraph (n)(2) is based on the use of measurement instrumentation employing a resolution bandwidth of 1 megahertz or greater. However, in the 1 megahertz bands immediately outside and adjacent to the licensee's frequency block, a resolution bandwidth of at least one percent of the emission bandwidth of the fundamental emission of the transmitter may be employed, but limited to a maximum of 200 kHz. In the bands between 1 and 5 MHz removed from the licensee's frequency block, the minimum resolution bandwidth for the measurement shall be 500 kHz. The emission bandwidth is defined as the width of the signal between two points, one below the carrier center frequency and one above the carrier center frequency, outside of which all emissions are attenuated at least 26 dB below the transmitter power.

2.6.2. Test Description



The EUT is coupled to the Spectrum Analyzer (SA) and the System Simulator (SS) with Attenuators through the Power Splitter; the RF load attached to the EUT antenna terminal is 50 Ohm; the path loss as the factor is calibrated to correct the reading. The EUT is commanded by the SS to operate at the maximum output power. A call is established between the EUT and the SS.

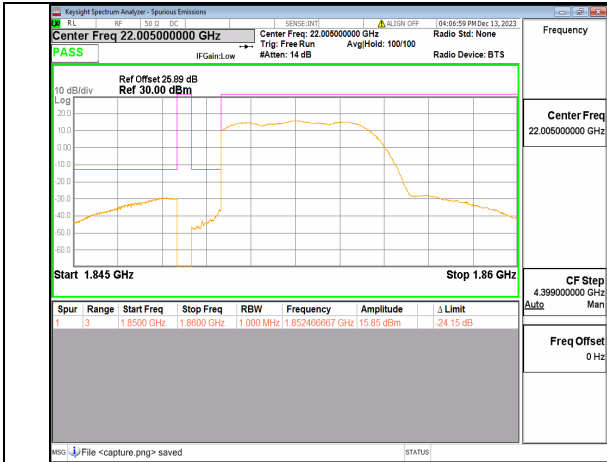
2.6.3. Test procedure

KDB 971168 D01v03 Section 6.0 and ANSI/TIA-603-E-2016.

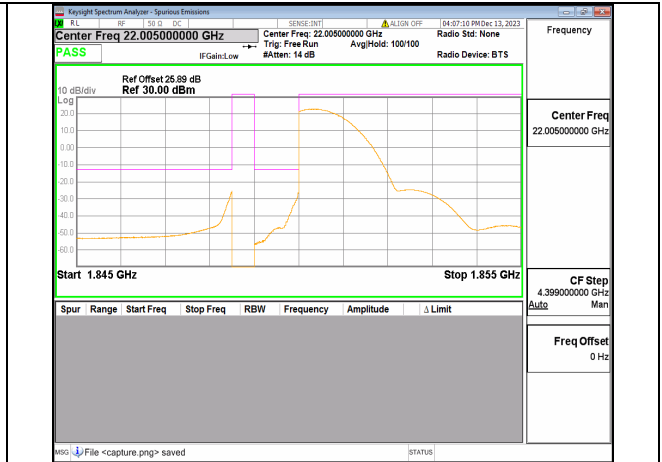


2.6.4. Test Result

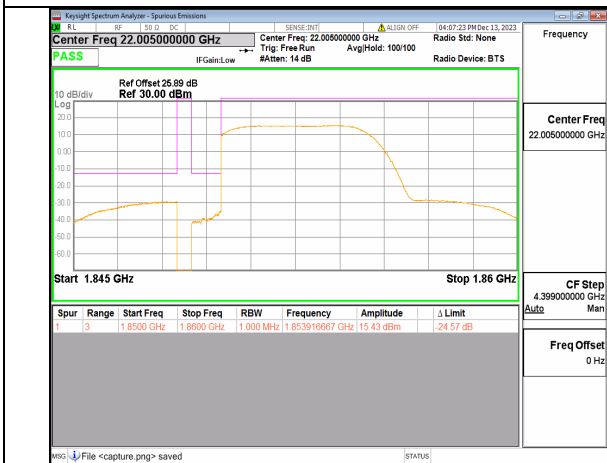
The center frequency of spectrum is the band edge frequency and span is 2MHz, Record the max trace into the test report.



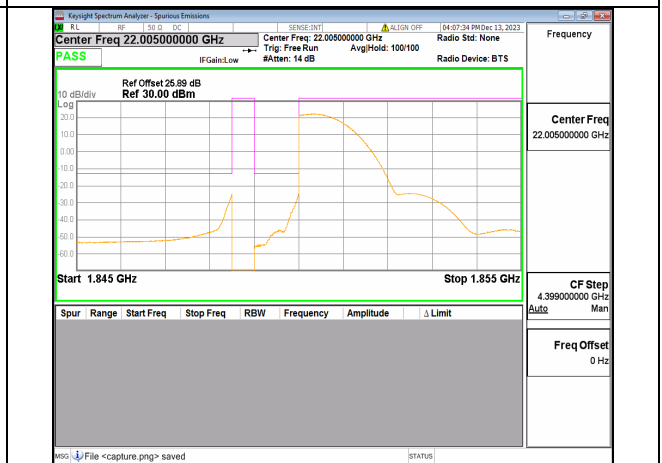
5A_n2 5M DFT-s-OFDM BPSK Outer_Full Low



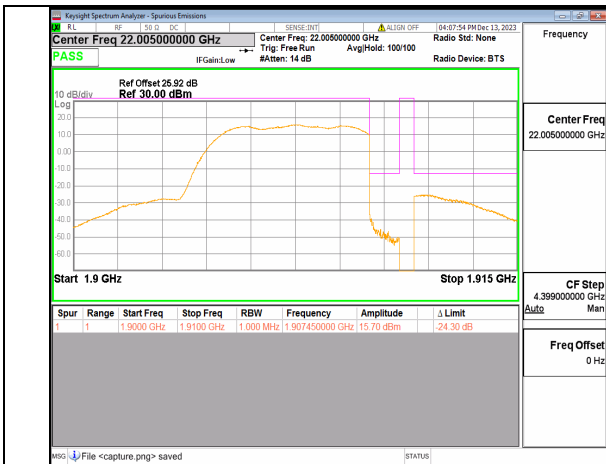
5A_n2 5M DFT-s-OFDM BPSK Edge_1RB_Left Low



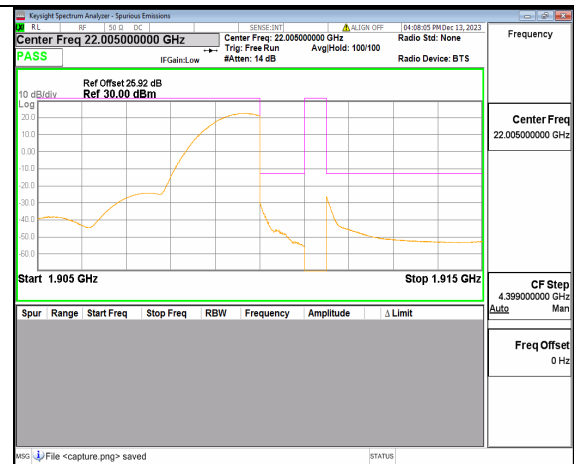
5A_n2 5M DFT-s-OFDM QPSK Outer_Full Low



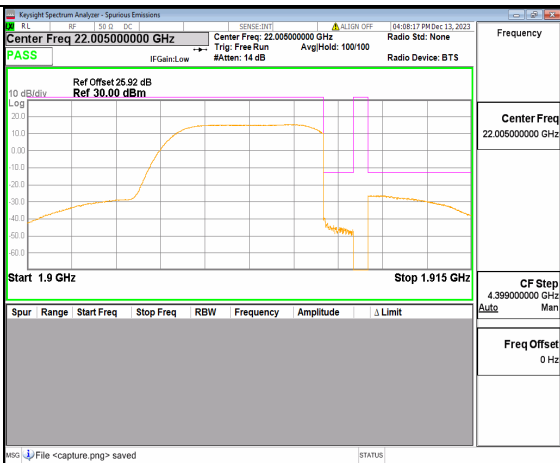
5A_n2 5M DFT-s-OFDM QPSK Edge_1RB_Left Low



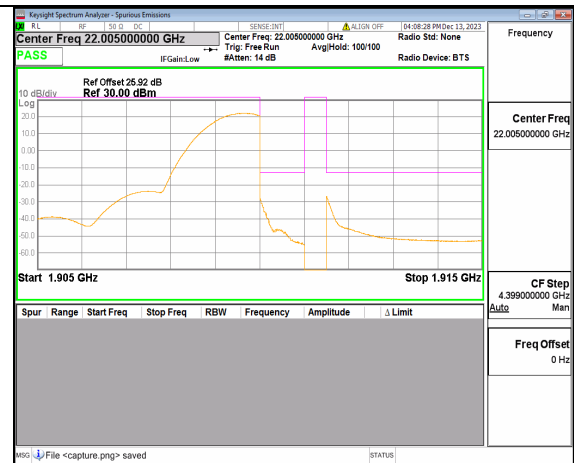
5A_n2 5M DFT-s-OFDM BPSK Outer_Full High



5A_n2 5M DFT-s-OFDM BPSK Edge_1RB_Right High



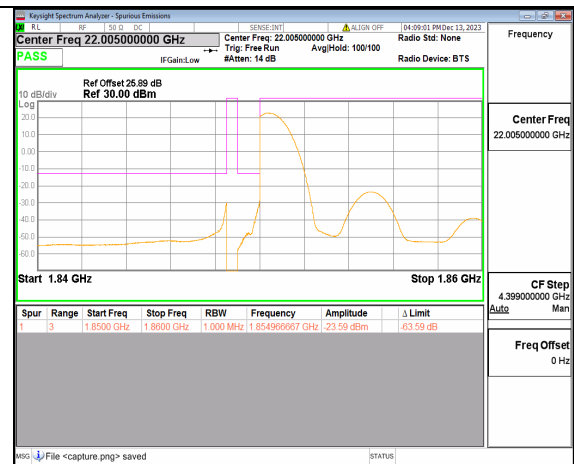
5A_n2 5M DFT-s-OFDM QPSK Outer_Full High



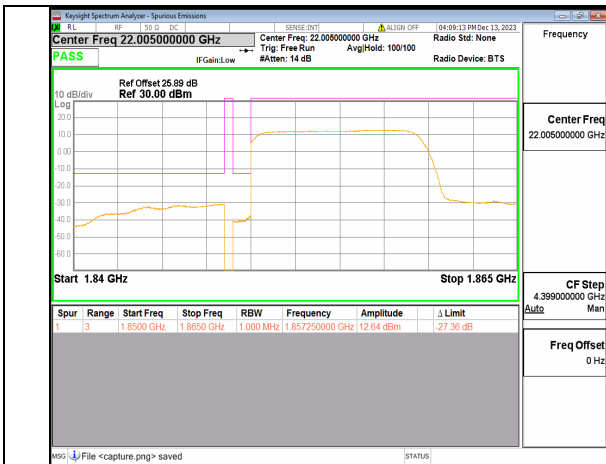
5A_n2 5M DFT-s-OFDM QPSK Edge_1RB_Right High



5A_n2 10M DFT-s-OFDM BPSK Outer_Full Low



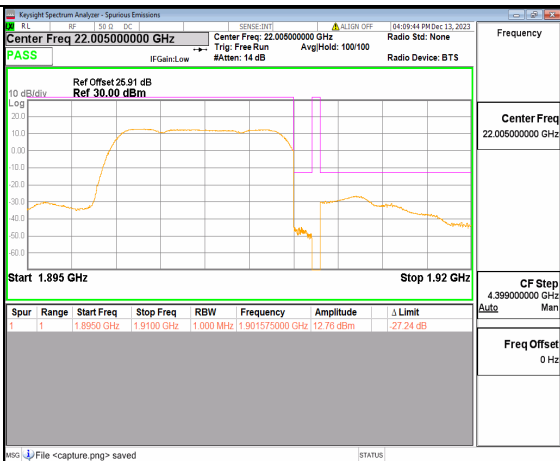
5A_n2 10M DFT-s-OFDM BPSK Edge_1RB_Left Low



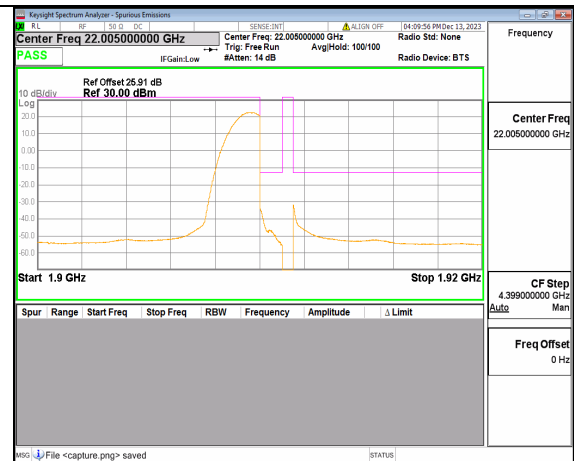
5A_n2 10M DFT-s-OFDM QPSK Outer_Full Low



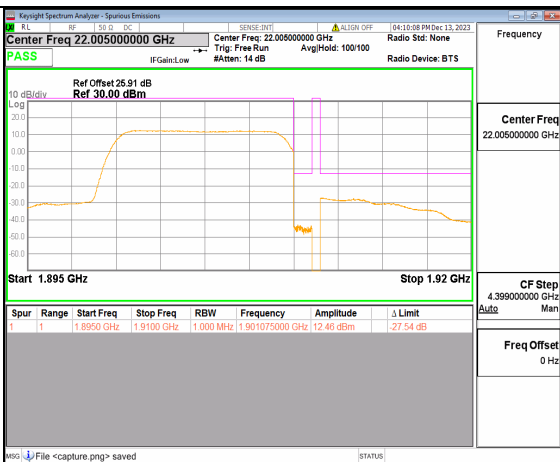
5A_n2 10M DFT-s-OFDM QPSK Edge_1RB_Left Low



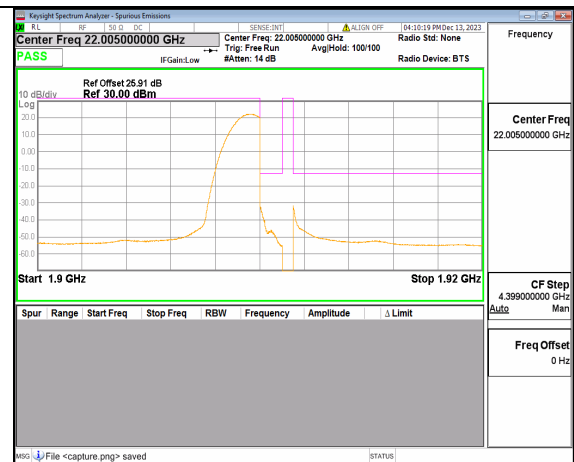
5A_n2 10M DFT-s-OFDM BPSK Outer_Full High



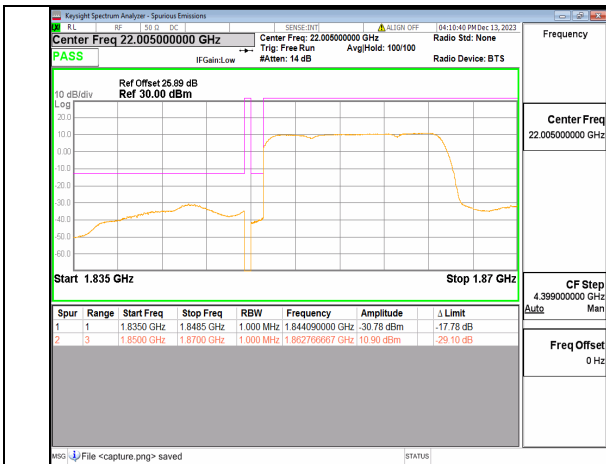
5A_n2 10M DFT-s-OFDM BPSK Edge_1RB_Right High



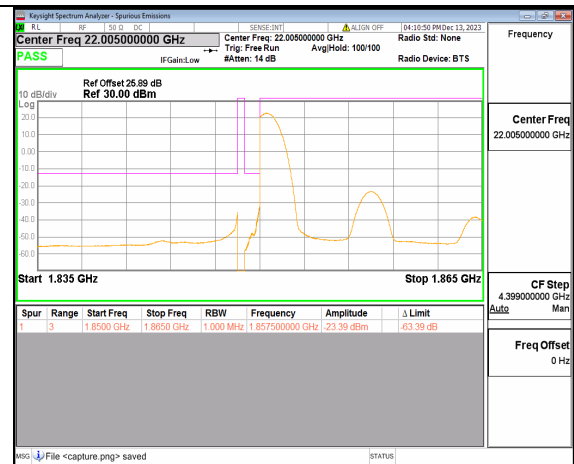
5A_n2 10M DFT-s-OFDM QPSK Outer_Full High



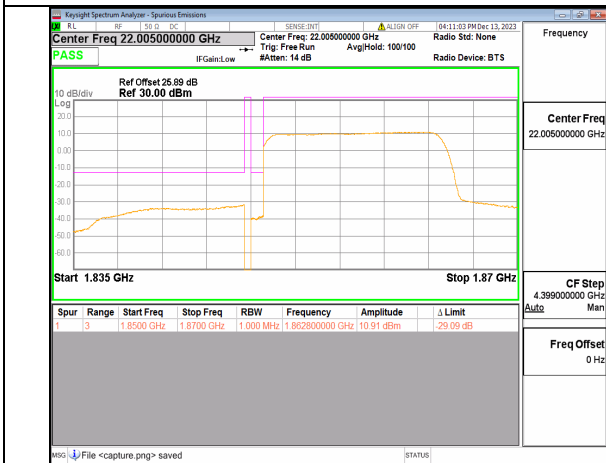
5A_n2 10M DFT-s-OFDM QPSK Edge_1RB_Right High



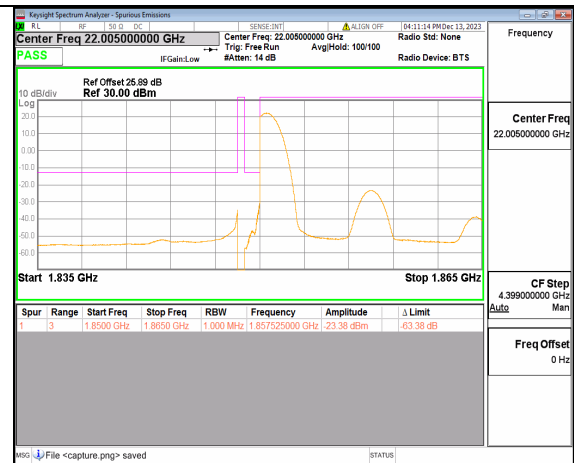
5A_n2 15M DFT-s-OFDM BPSK Outer_Full Low



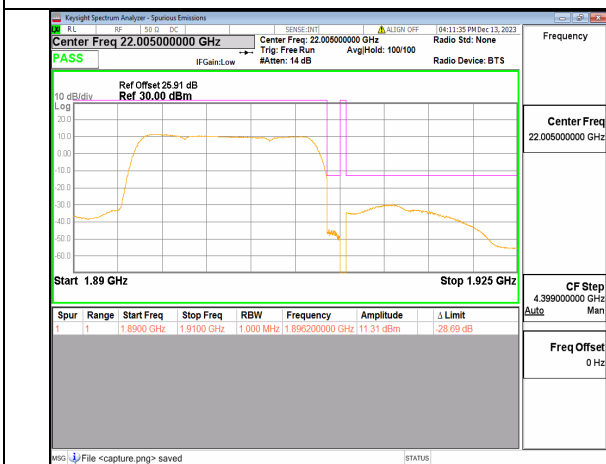
5A_n2 15M DFT-s-OFDM BPSK Edge_1RB_Left Low



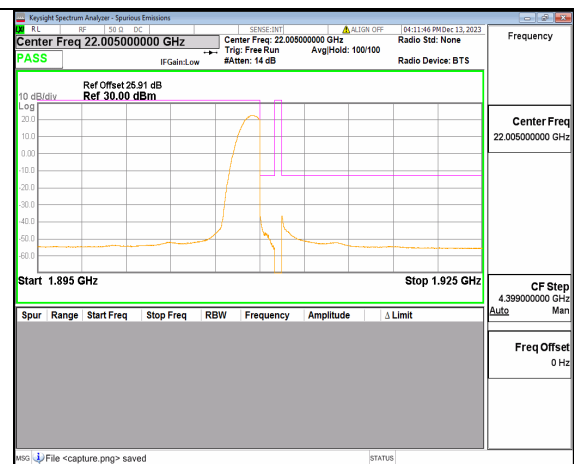
5A_n2 15M DFT-s-OFDM QPSK Outer_Full Low



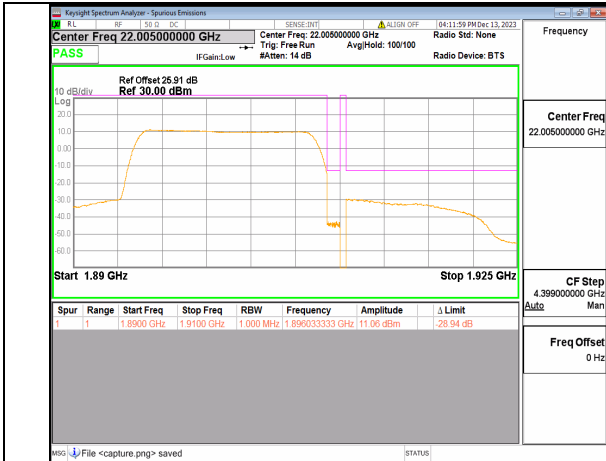
5A_n2 15M DFT-s-OFDM QPSK Edge_1RB_Left Low



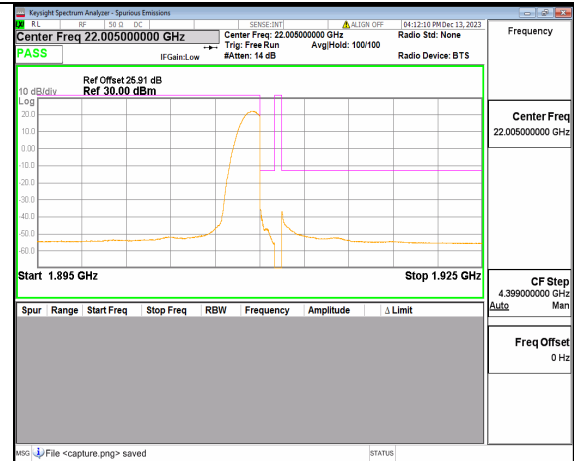
5A_n2 15M DFT-s-OFDM BPSK Outer_Full High



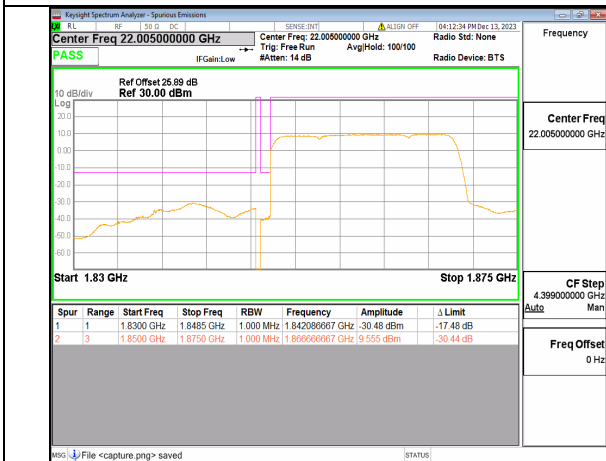
5A_n2 15M DFT-s-OFDM BPSK Edge_1RB_Right High



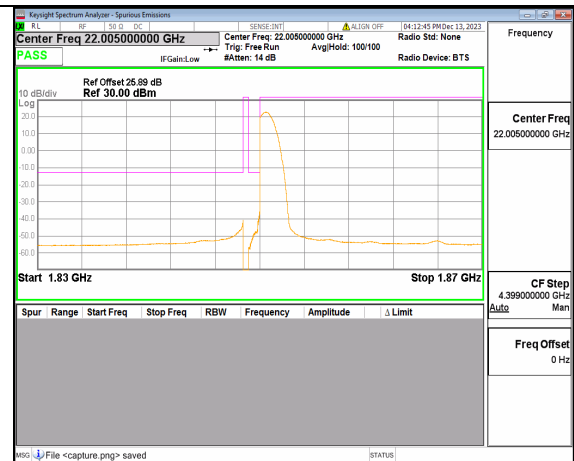
5A_n2 15M DFT-s-OFDM QPSK Outer_Full High



5A_n2 15M DFT-s-OFDM QPSK Edge_1RB_Right High



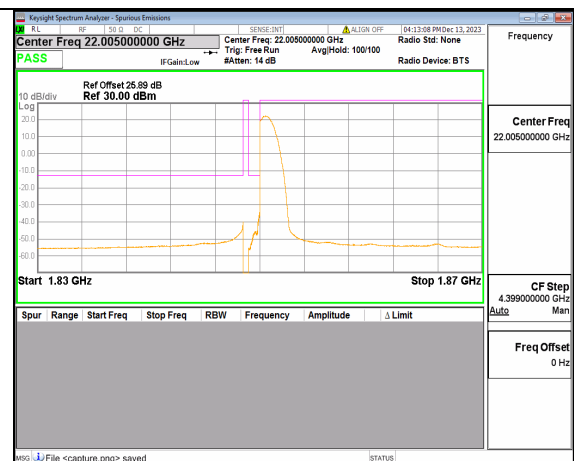
5A_n2 20M DFT-s-OFDM BPSK Outer_Full Low



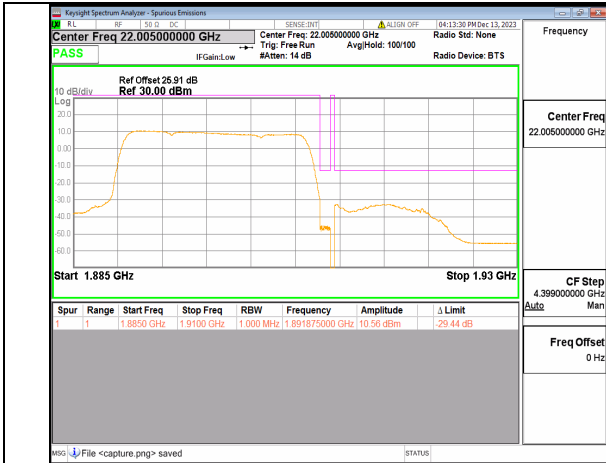
5A_n2 20M DFT-s-OFDM BPSK Edge_1RB_Left Low



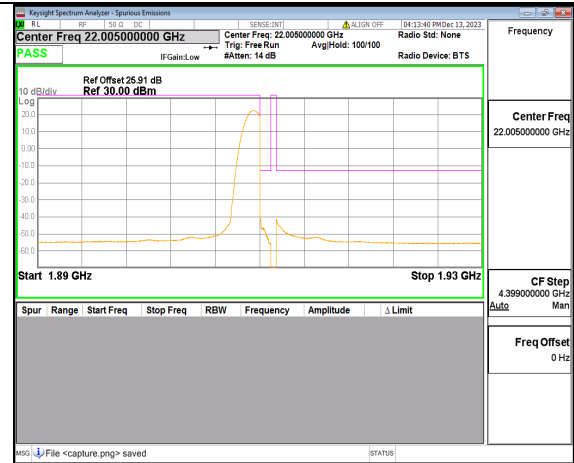
5A_n2 20M DFT-s-OFDM QPSK Outer_Full Low



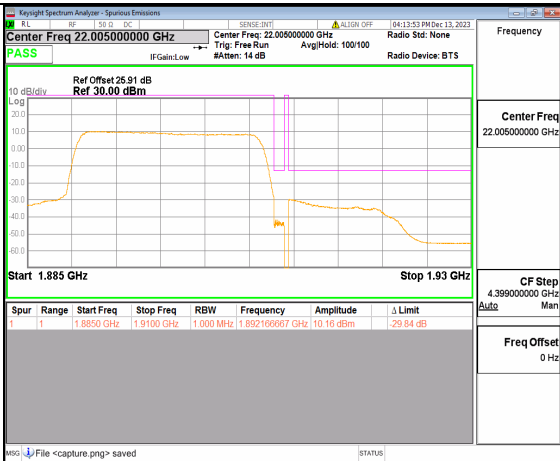
5A_n2 20M DFT-s-OFDM QPSK Edge_1RB_Left Low



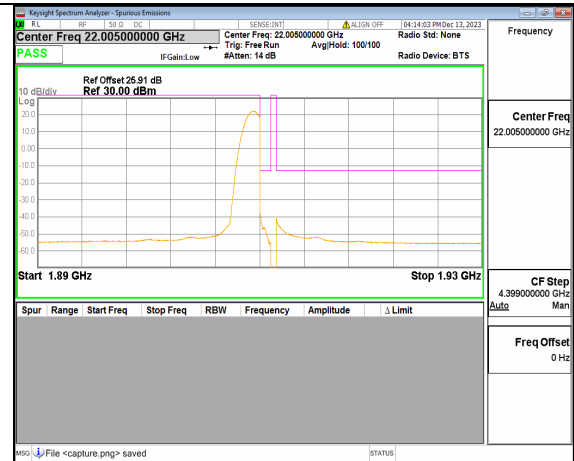
5A_n2 20M DFT-s-OFDM BPSK Outer_Full High



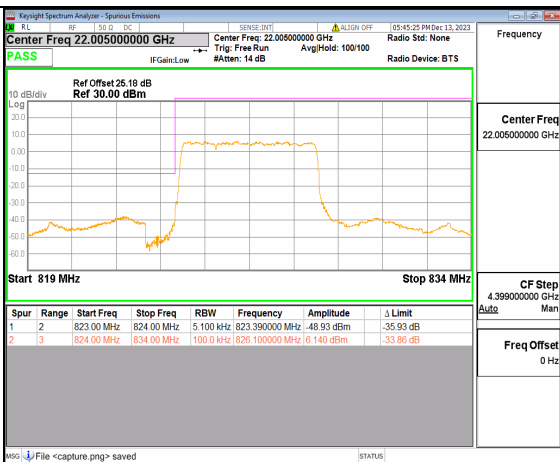
5A_n2 20M DFT-s-OFDM BPSK Edge_1RB_Right High



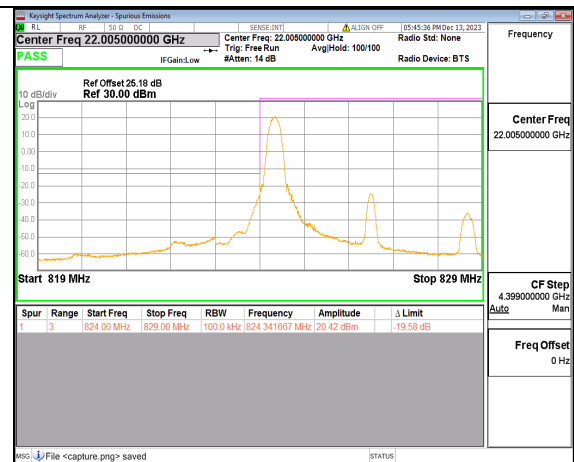
5A_n2 20M DFT-s-OFDM QPSK Outer_Full High



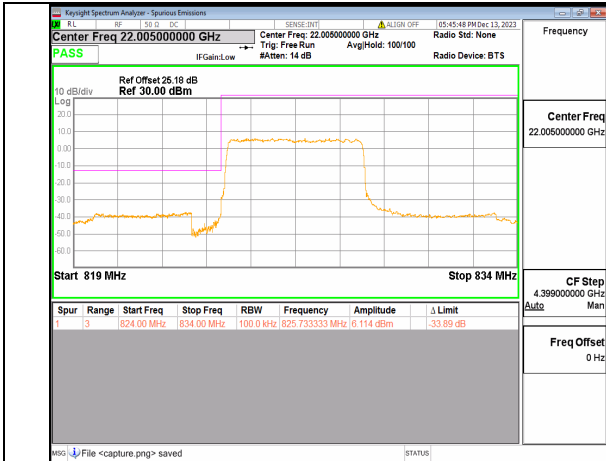
5A_n2 20M DFT-s-OFDM QPSK Edge_1RB_Right High



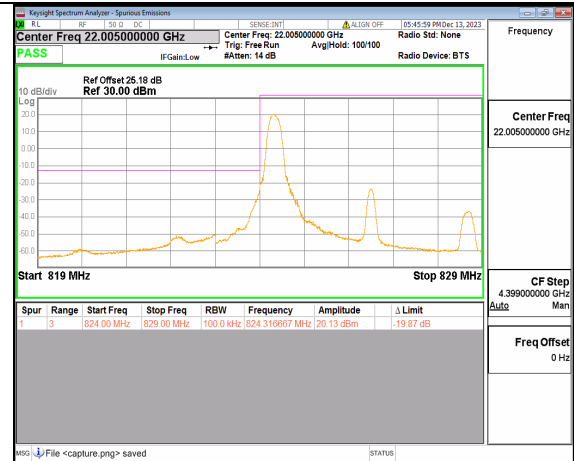
66A_n5 5M DFT-s-OFDM BPSK Outer_Full Low



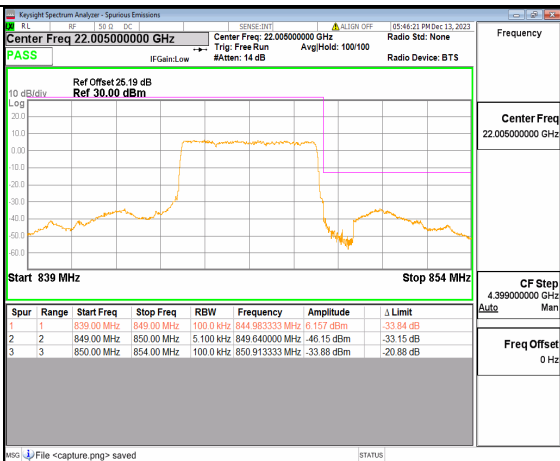
66A_n5 5M DFT-s-OFDM BPSK Edge_1RB_Left Low



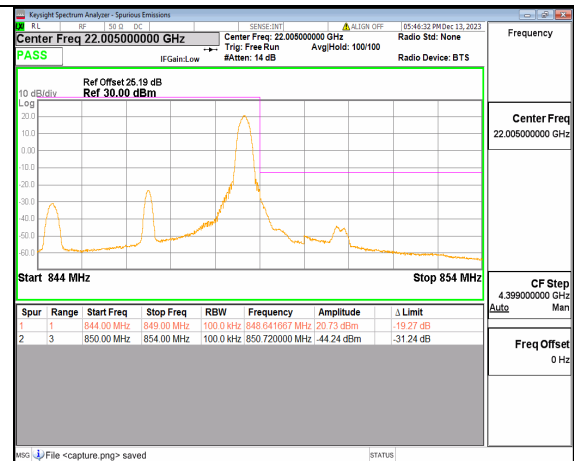
66A_n5 5M DFT-s-OFDM QPSK Outer_Full Low



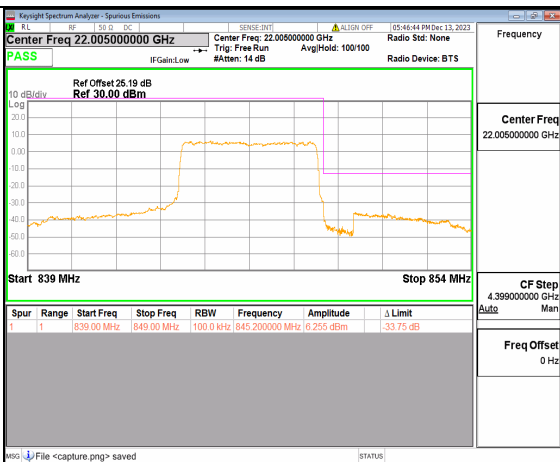
66A_n5 5M DFT-s-OFDM QPSK Edge_1RB_Left Low



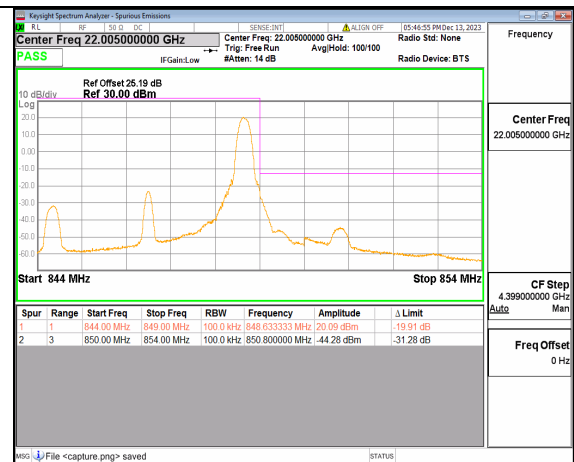
66A_n5 5M DFT-s-OFDM BPSK Outer_Full High



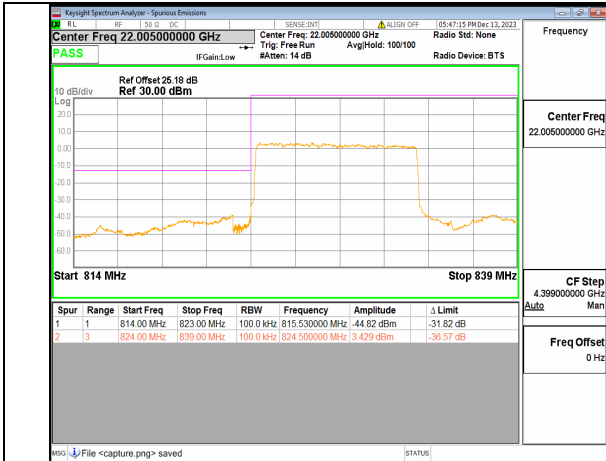
66A_n5 5M DFT-s-OFDM BPSK Edge_1RB_Right High



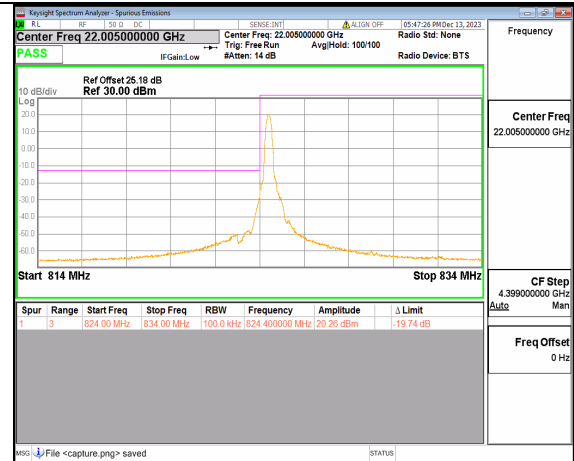
66A_n5 5M DFT-s-OFDM QPSK Outer_Full High



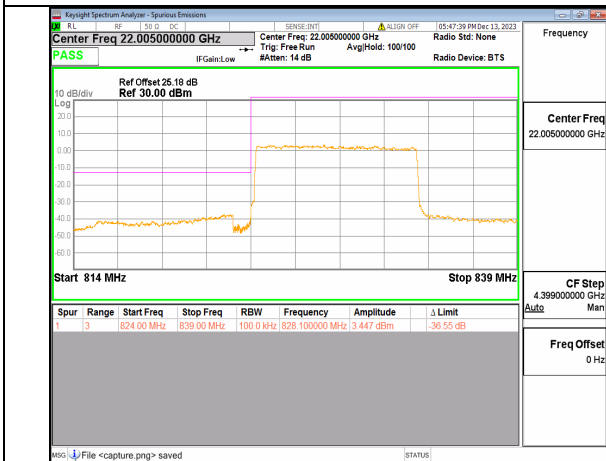
66A_n5 5M DFT-s-OFDM QPSK Edge_1RB_Right High



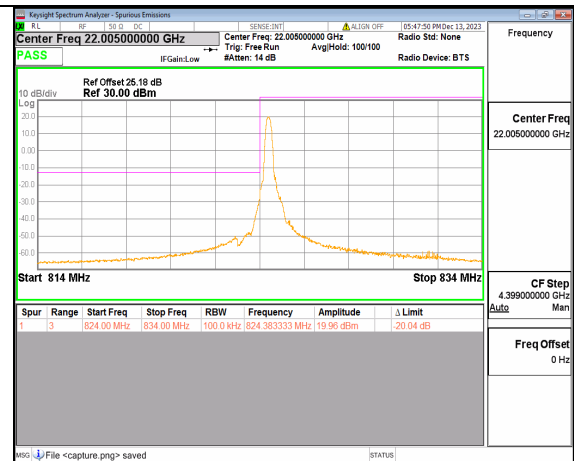
66A_n5 10M DFT-s-OFDM BPSK Outer_Full Low



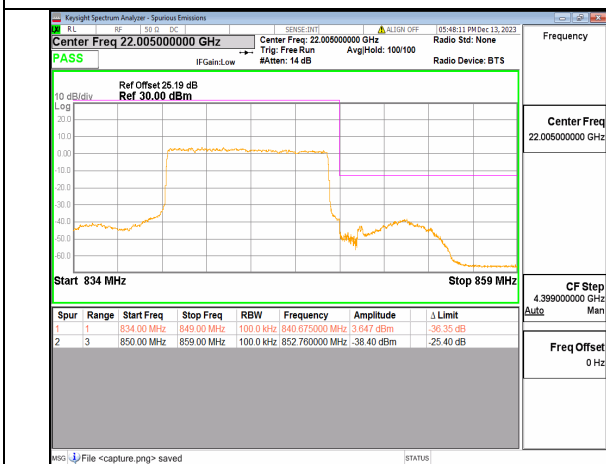
66A_n5 10M DFT-s-OFDM BPSK Edge_1RB_Left Low



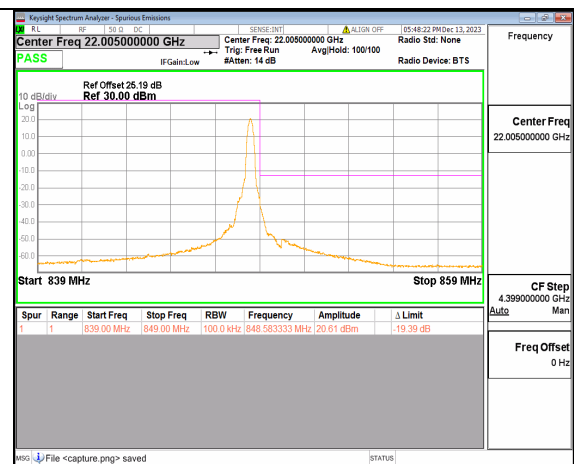
66A_n5 10M DFT-s-OFDM QPSK Outer_Full Low



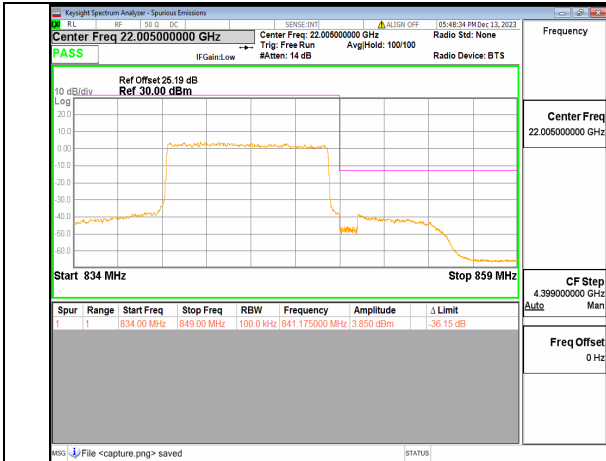
66A_n5 10M DFT-s-OFDM QPSK Edge_1RB_Left Low



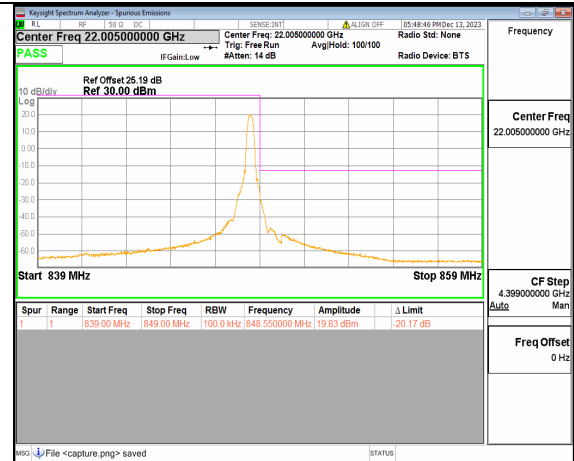
66A_n5 10M DFT-s-OFDM BPSK Outer_Full High



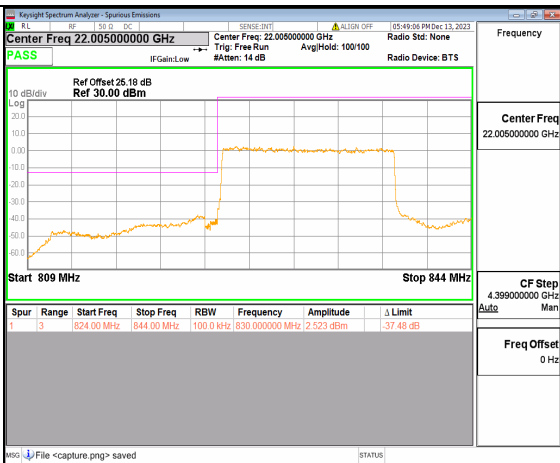
66A_n5 10M DFT-s-OFDM BPSK Edge_1RB_Right High



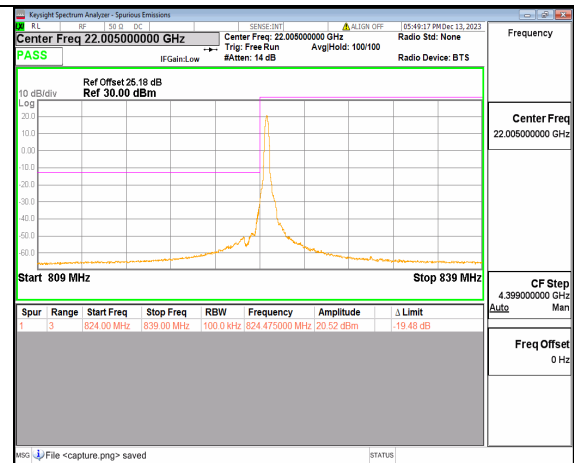
66A_n5 10M DFT-s-OFDM QPSK Outer_Full High



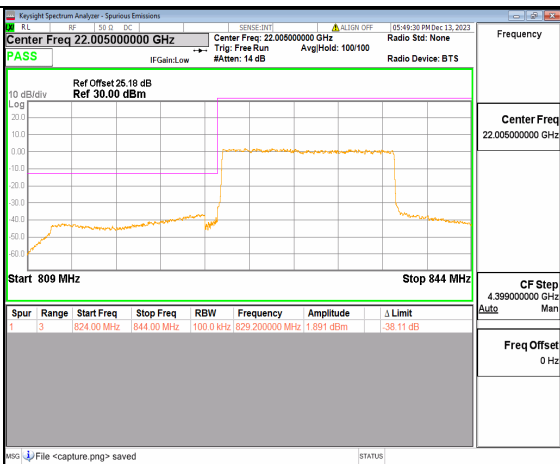
66A_n5 10M DFT-s-OFDM QPSK Edge_1RB_Right High



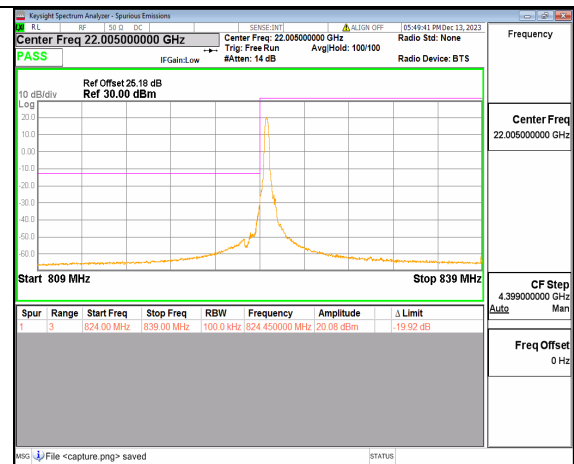
66A_n5 15M DFT-s-OFDM BPSK Outer_Full Low



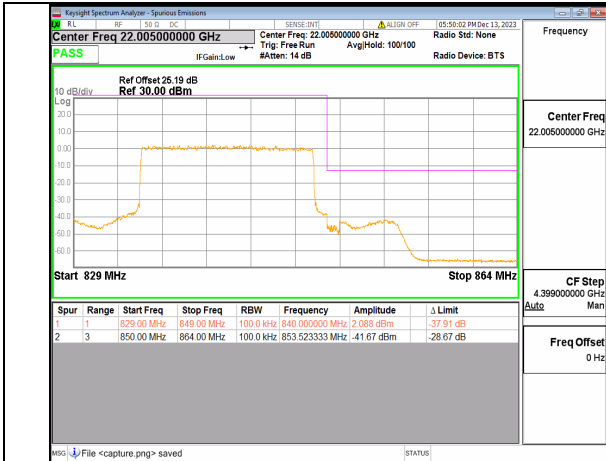
66A_n5 15M DFT-s-OFDM BPSK Edge_1RB_Left Low



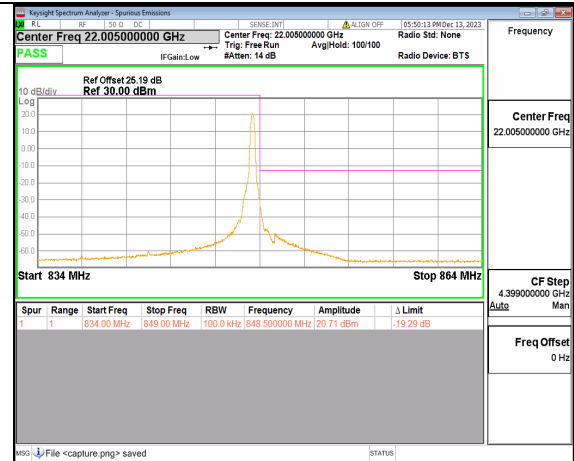
66A_n5 15M DFT-s-OFDM QPSK Outer_Full Low



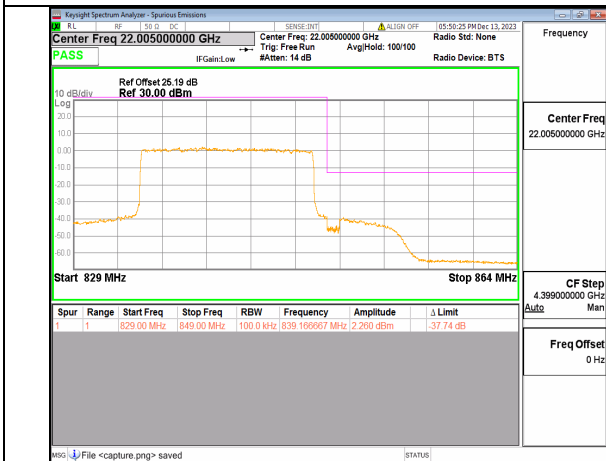
66A_n5 15M DFT-s-OFDM QPSK Edge_1RB_Left Low



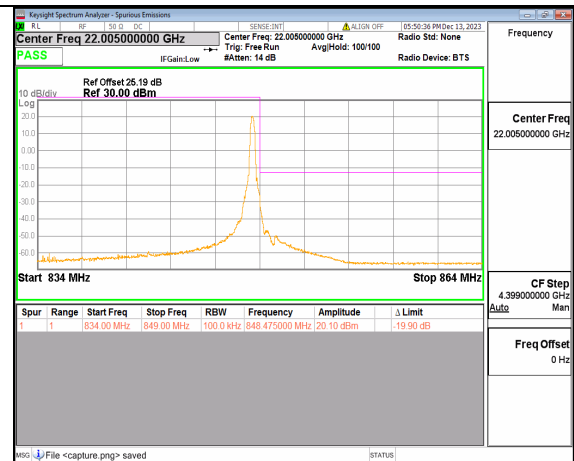
66A_n5 15M DFT-s-OFDM BPSK Outer_Full High



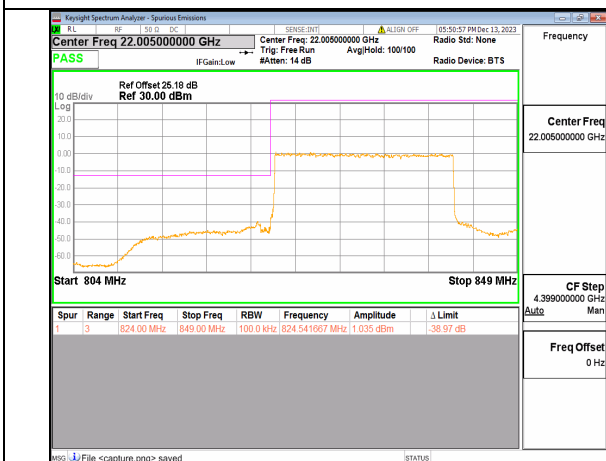
66A_n5 15M DFT-s-OFDM BPSK Edge_1RB_Right High



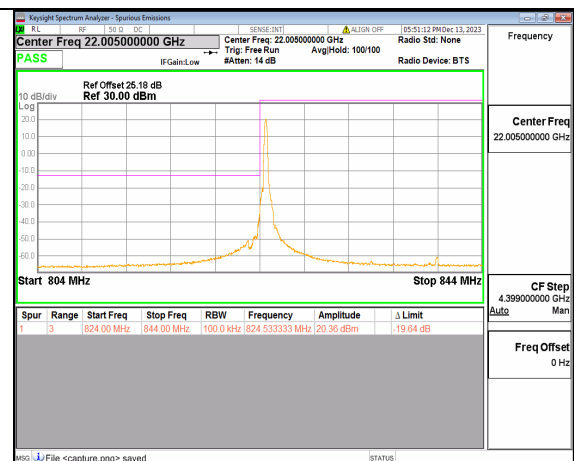
66A_n5 15M DFT-s-OFDM QPSK Outer_Full High



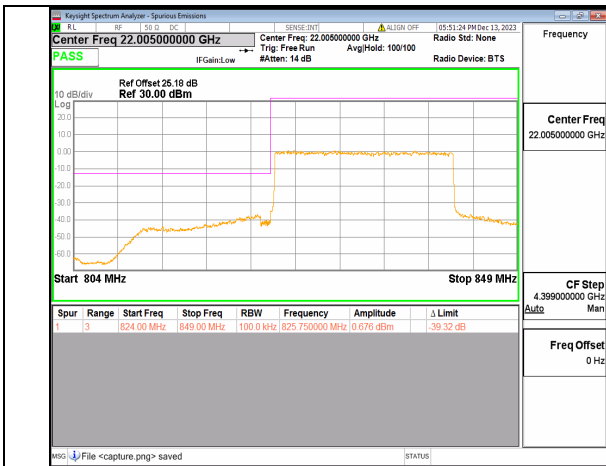
66A_n5 15M DFT-s-OFDM QPSK Edge_1RB_Right High



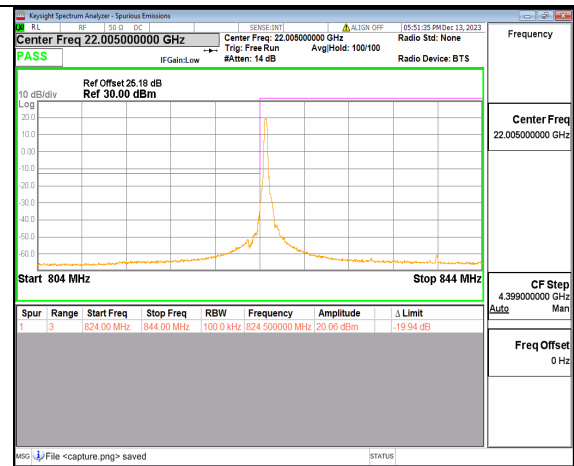
66A_n5 20M DFT-s-OFDM BPSK Outer_Full Low



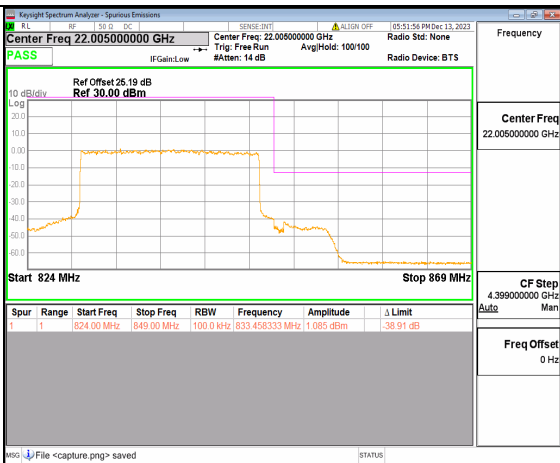
66A_n5 20M DFT-s-OFDM BPSK Edge_1RB_Left Low



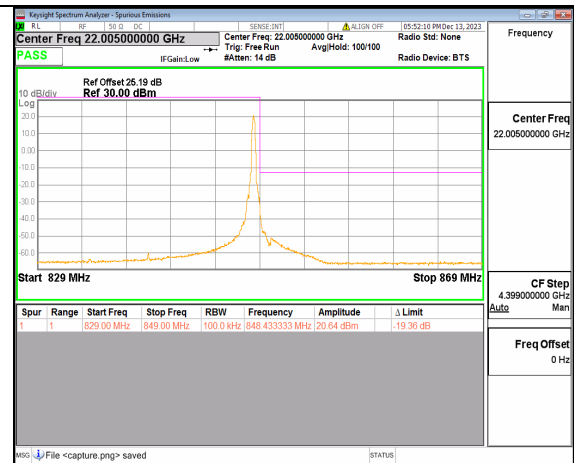
66A_n5 20M DFT-s-OFDM QPSK Outer_Full Low



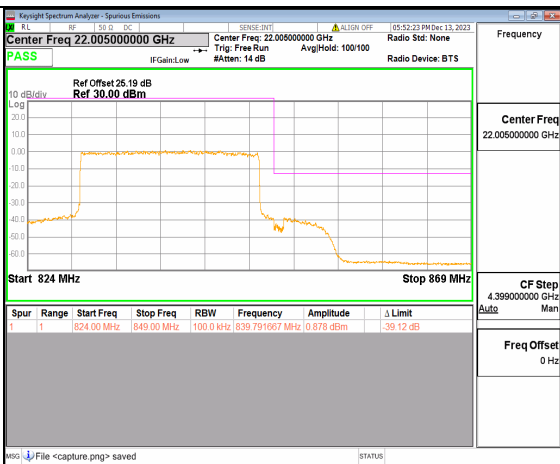
66A_n5 20M DFT-s-OFDM QPSK Edge_1RB_Left Low



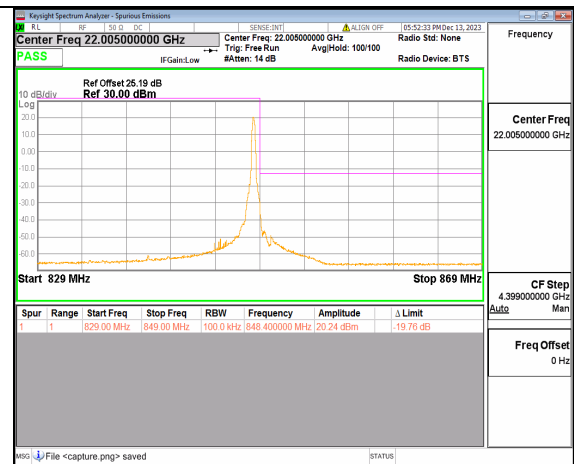
66A_n5 20M DFT-s-OFDM BPSK Outer_Full High



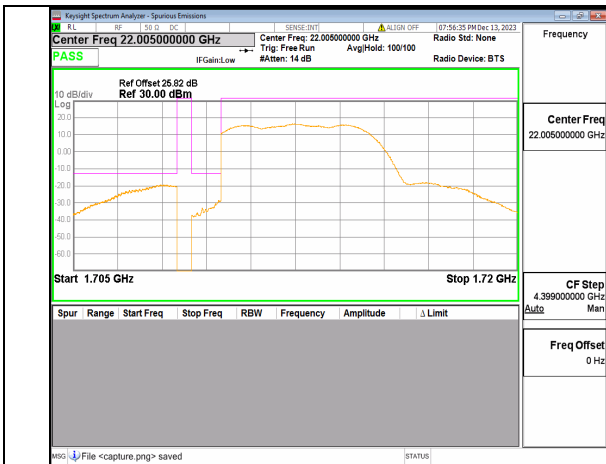
66A_n5 20M DFT-s-OFDM BPSK Edge_1RB_Right High



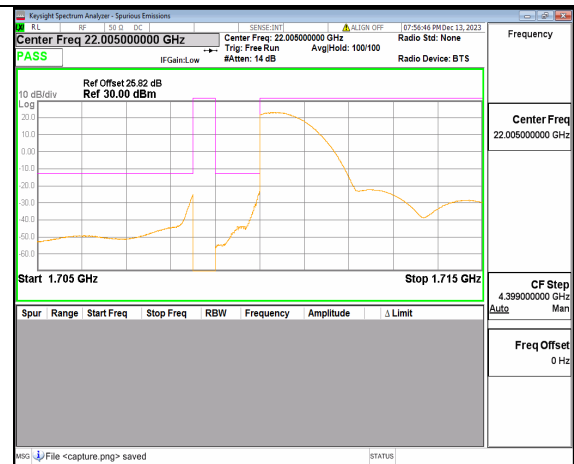
66A_n5 20M DFT-s-OFDM QPSK Outer_Full High



66A_n5 20M DFT-s-OFDM QPSK Edge_1RB_Right High



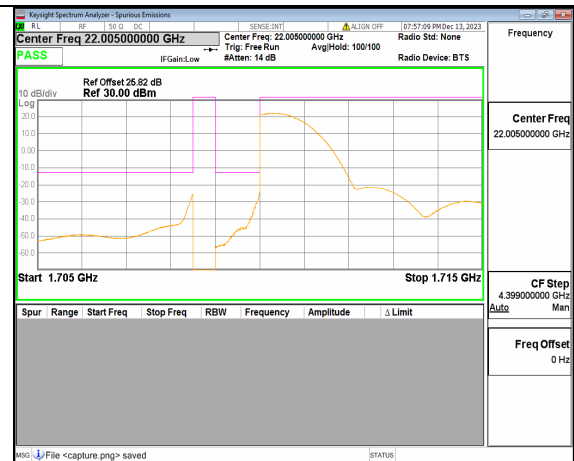
2A_n66 5M DFT-s-OFDM BPSK Outer_Full Low



2A_n66 5M DFT-s-OFDM BPSK Edge_1RB_Left Low



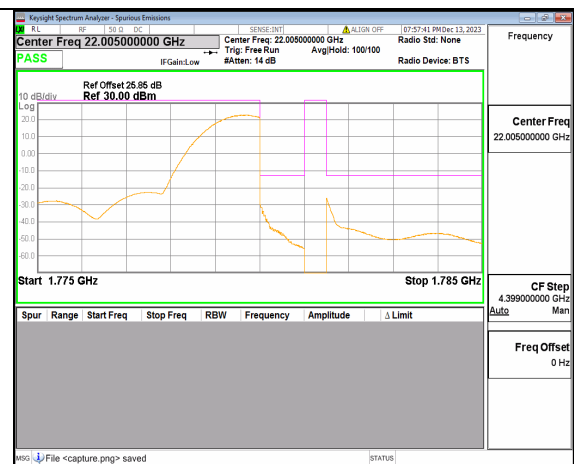
2A_n66 5M DFT-s-OFDM QPSK Outer_Full Low



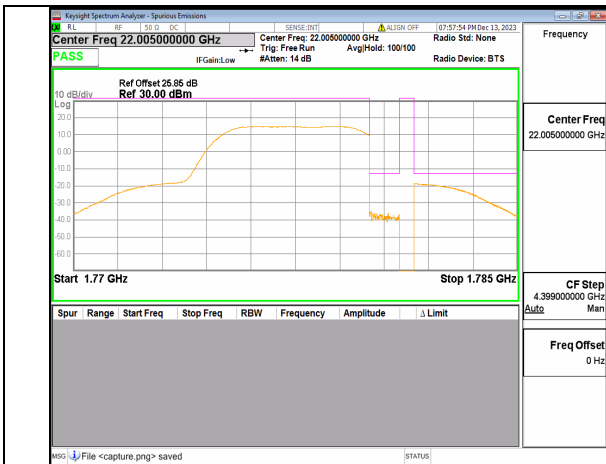
2A_n66 5M DFT-s-OFDM QPSK Edge_1RB_Left Low



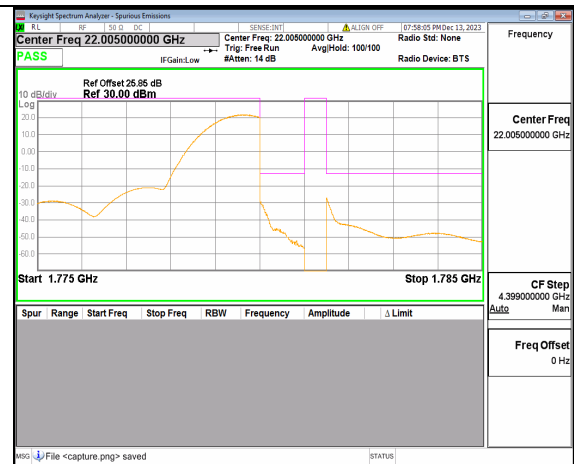
2A_n66 5M DFT-s-OFDM BPSK Outer_Full High



2A_n66 5M DFT-s-OFDM BPSK Edge_1RB_Right High



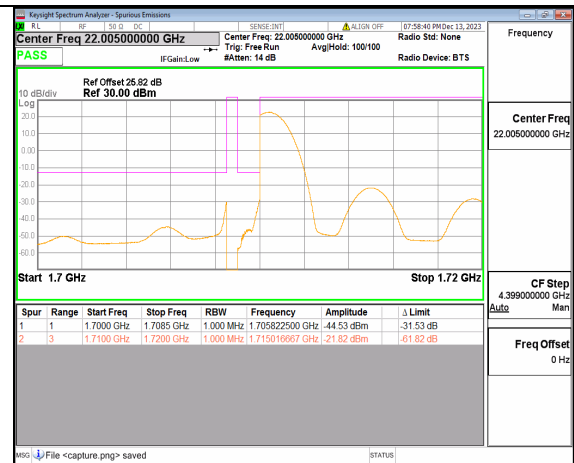
2A_n66 5M DFT-s-OFDM QPSK Outer_Full High



2A_n66 5M DFT-s-OFDM QPSK Edge_1RB_Right High



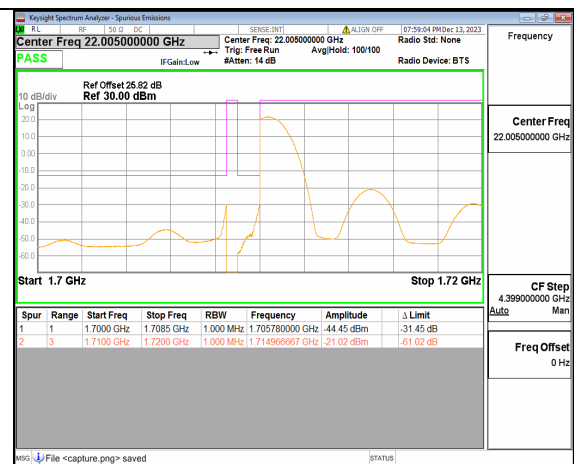
2A_n66 10M DFT-s-OFDM BPSK Outer_Full Low



2A_n66 10M DFT-s-OFDM BPSK Edge_1RB_Left Low



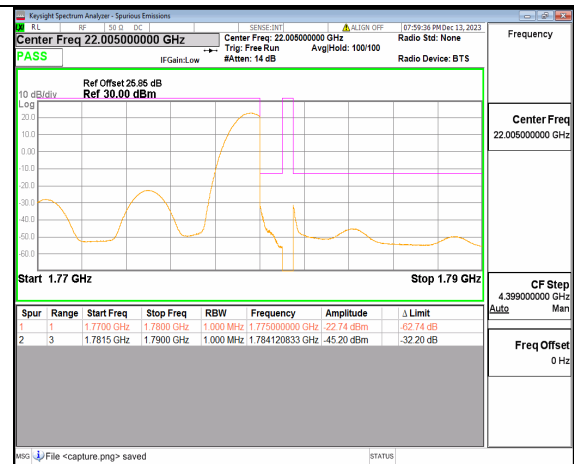
2A_n66 10M DFT-s-OFDM QPSK Outer_Full Low



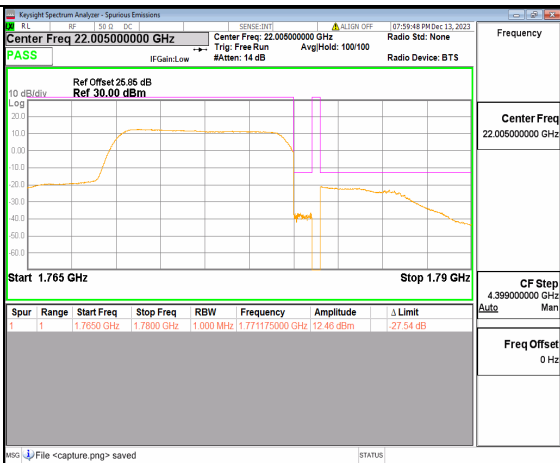
2A_n66 10M DFT-s-OFDM QPSK Edge_1RB_Left Low



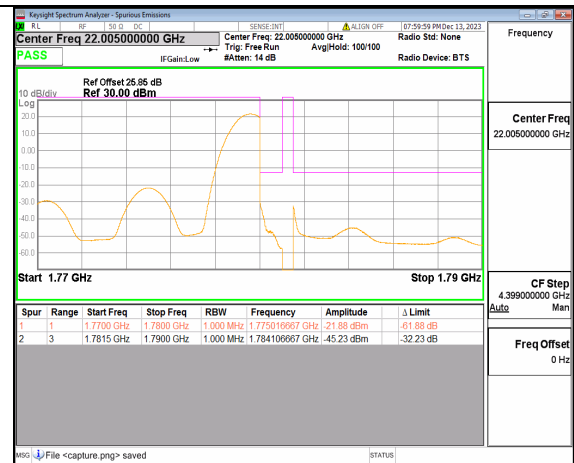
2A_n66 10M DFT-s-OFDM BPSK Outer_Full High



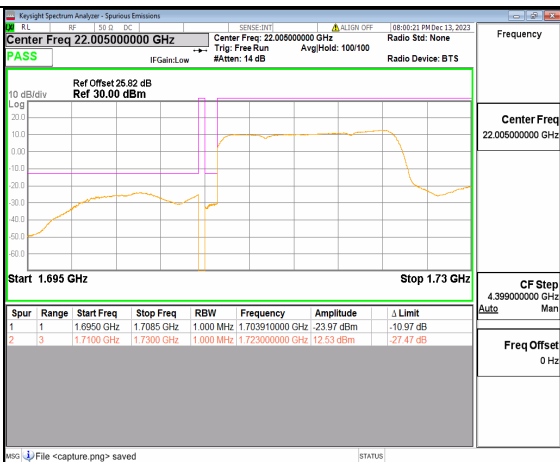
2A_n66 10M DFT-s-OFDM BPSK Edge_1RB_Right High



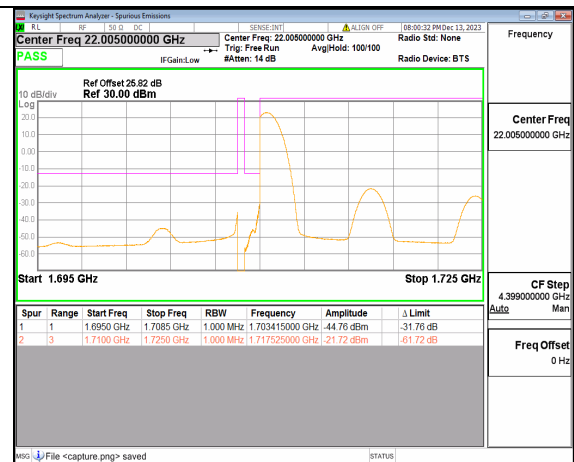
2A_n66 10M DFT-s-OFDM QPSK Outer_Full High



2A_n66 10M DFT-s-OFDM QPSK Edge_1RB_Right High



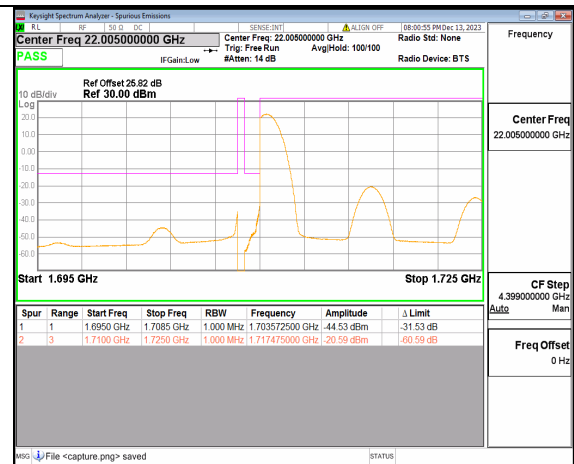
2A_n66 15M DFT-s-OFDM BPSK Outer_Full Low



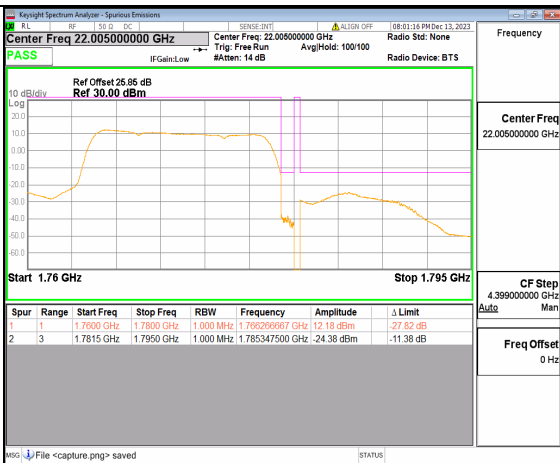
2A_n66 15M DFT-s-OFDM BPSK Edge_1RB_Left Low



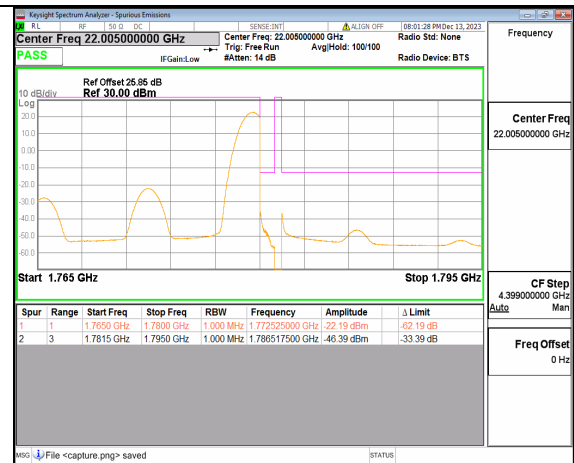
2A_n66 15M DFT-s-OFDM QPSK Outer_Full Low



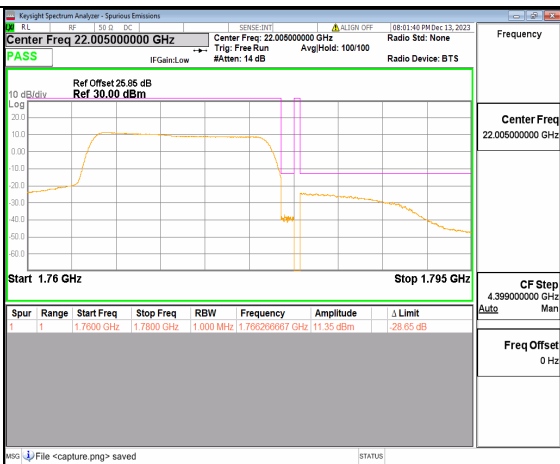
2A_n66 15M DFT-s-OFDM QPSK Edge_1RB_Left Low



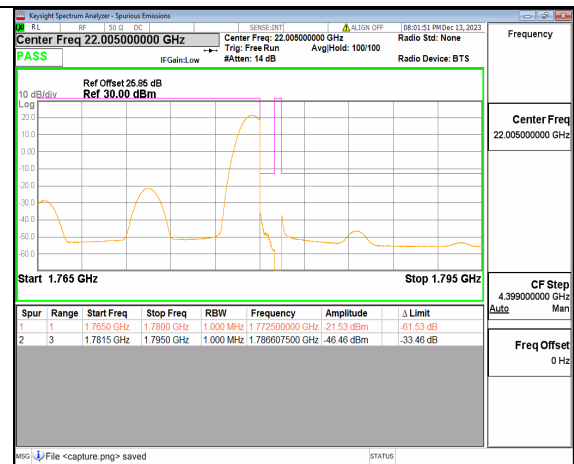
2A_n66 15M DFT-s-OFDM BPSK Outer_Full High



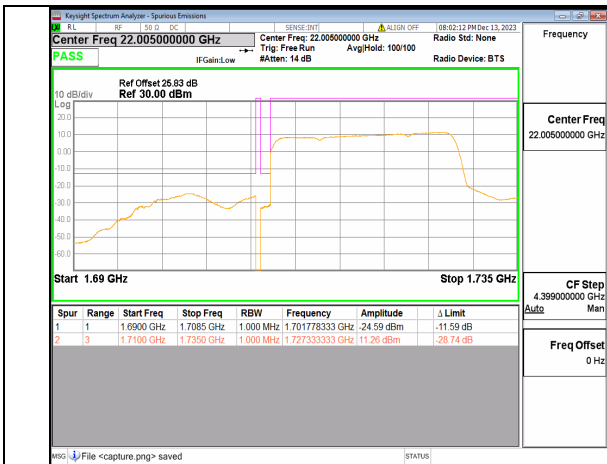
2A_n66 15M DFT-s-OFDM BPSK Edge_1RB_Right High



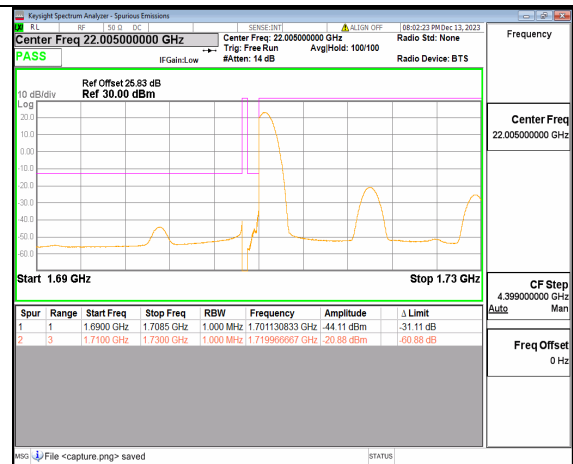
2A_n66 15M DFT-s-OFDM QPSK Outer_Full High



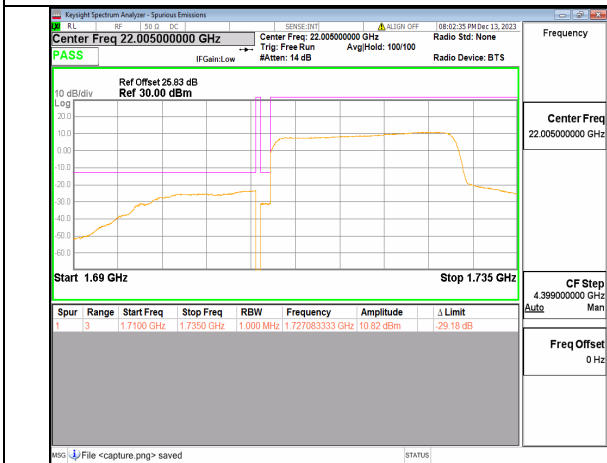
2A_n66 15M DFT-s-OFDM QPSK Edge_1RB_Right High



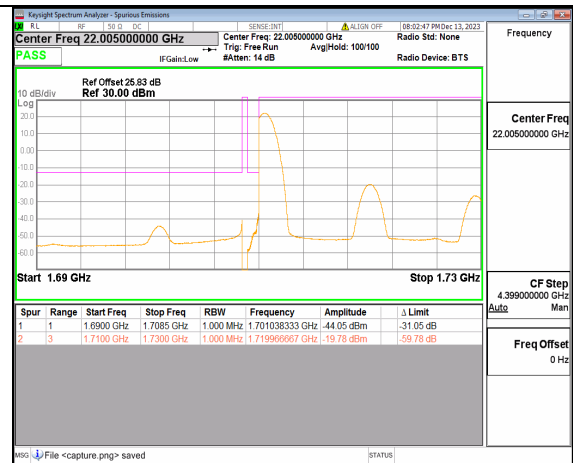
2A_n66 20M DFT-s-OFDM BPSK Outer_Full Low



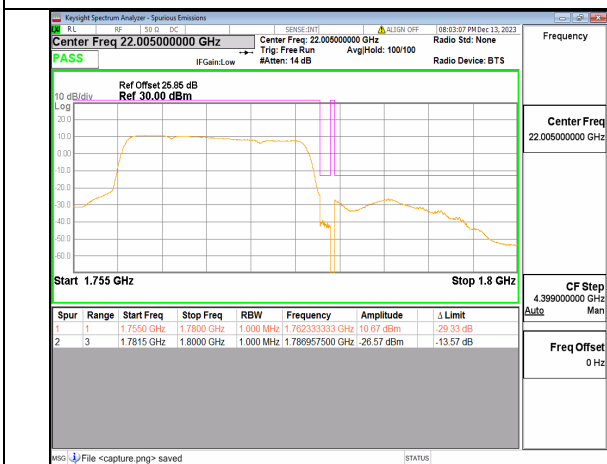
2A_n66 20M DFT-s-OFDM BPSK Edge_1RB_Left Low



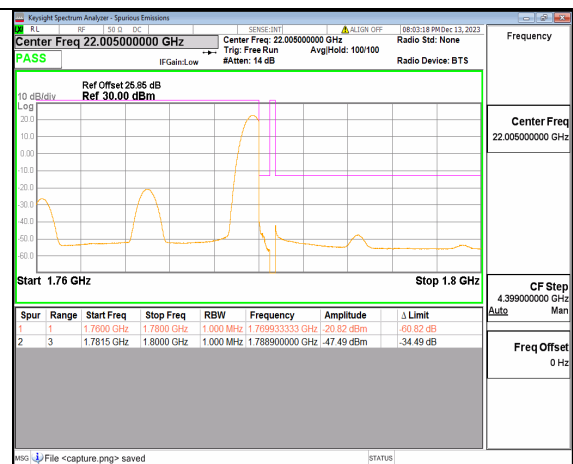
2A_n66 20M DFT-s-OFDM QPSK Outer_Full Low



2A_n66 20M DFT-s-OFDM QPSK Edge_1RB_Left Low



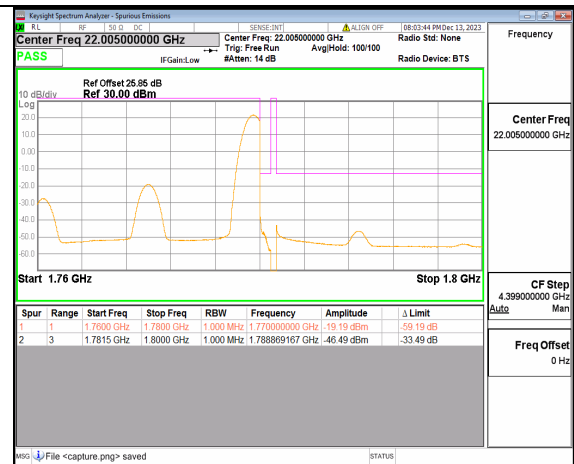
2A_n66 20M DFT-s-OFDM BPSK Outer_Full High



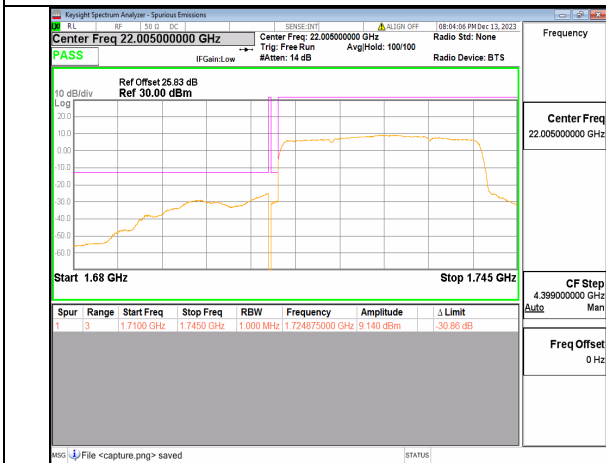
2A_n66 20M DFT-s-OFDM BPSK Edge_1RB_Right High



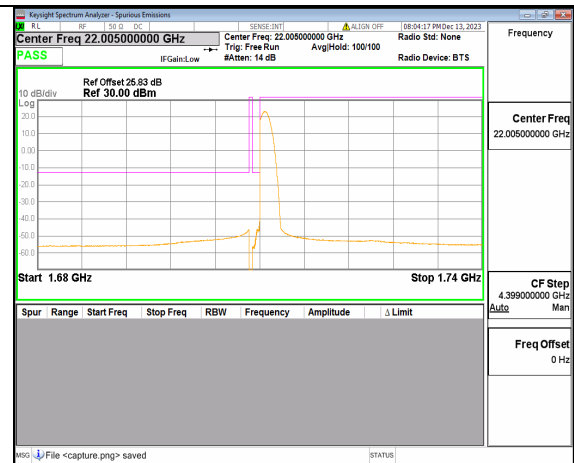
2A_n66 20M DFT-s-OFDM QPSK Outer_Full High



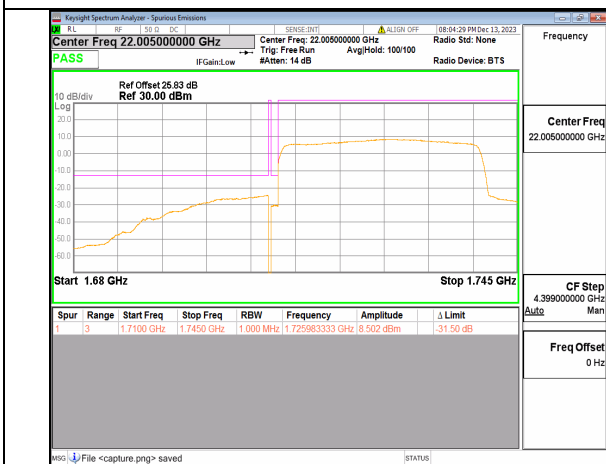
2A_n66 20M DFT-s-OFDM QPSK Edge_1RB_Right High



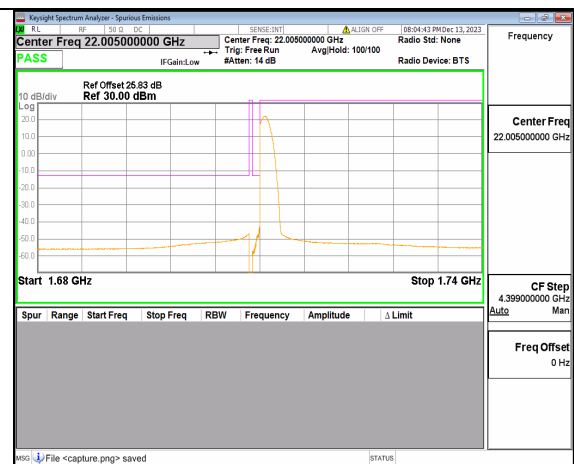
2A_n66 30M DFT-s-OFDM BPSK Outer_Full Low



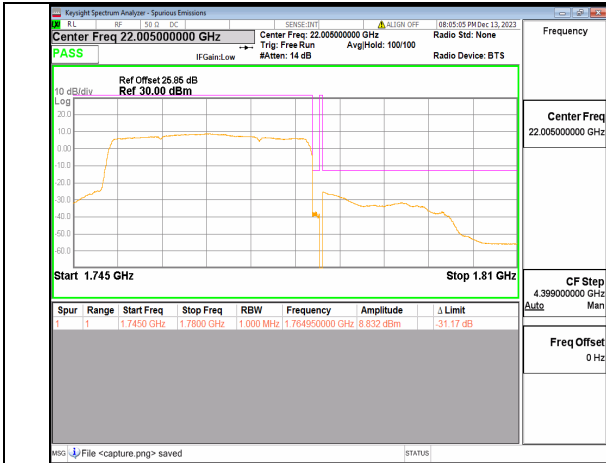
2A_n66 30M DFT-s-OFDM BPSK Edge_1RB_Left Low



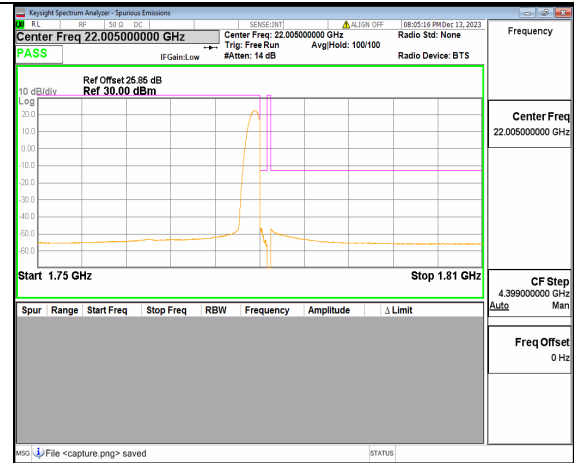
2A_n66 30M DFT-s-OFDM QPSK Outer_Full Low



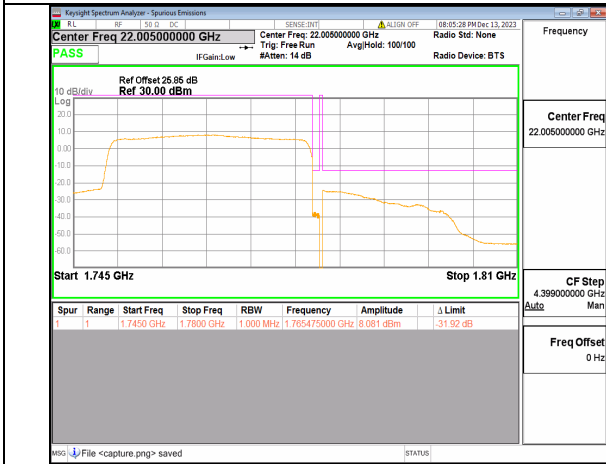
2A_n66 30M DFT-s-OFDM QPSK Edge_1RB_Left Low



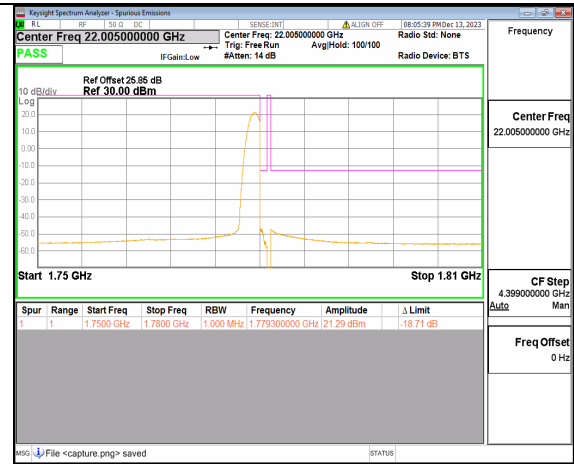
2A_n66 30M DFT-s-OFDM BPSK Outer_Full High



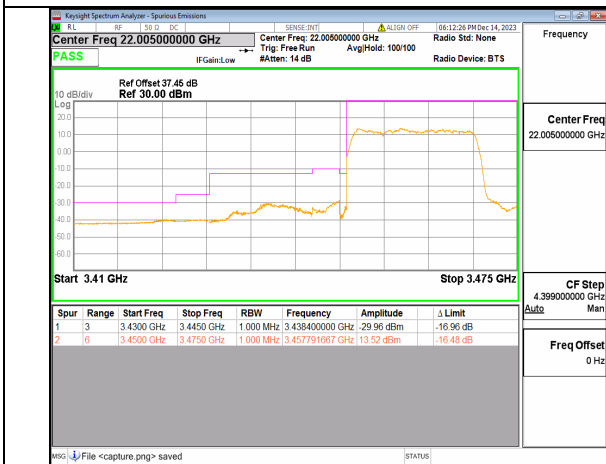
2A_n66 30M DFT-s-OFDM BPSK Edge_1RB_Right High



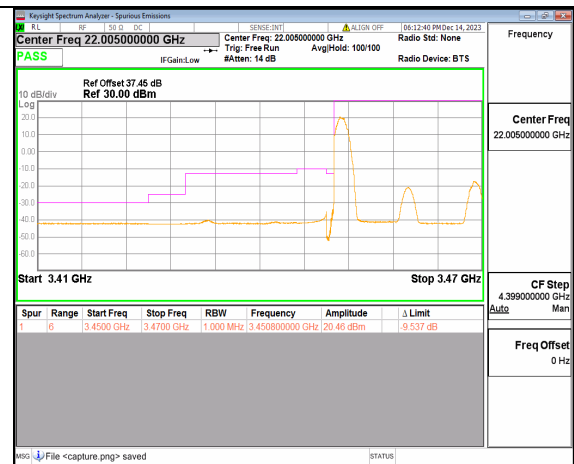
2A_n66 30M DFT-s-OFDM QPSK Outer_Full High



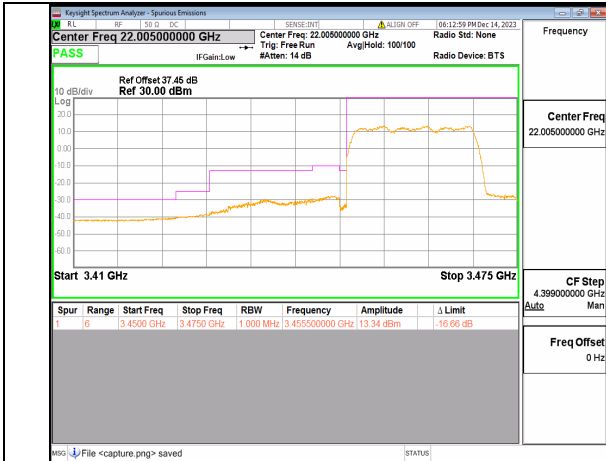
2A_n66 30M DFT-s-OFDM QPSK Edge_1RB_Right High



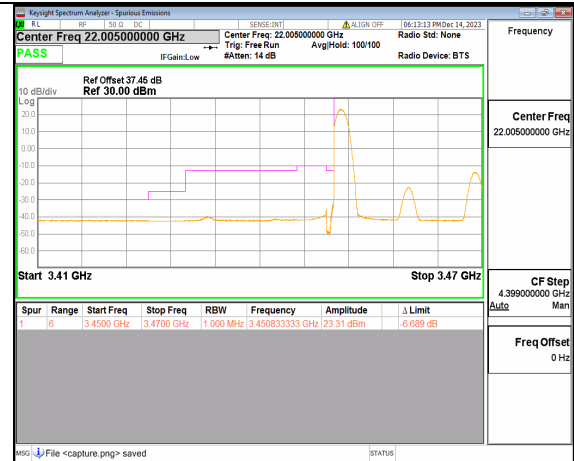
2A_n77(3450-3650MHz) 20M DFT-s-OFDM BPSK Outer_Full Low



2A_n77(3450-3650MHz) 20M DFT-s-OFDM BPSK Edge_1RB_Left Low



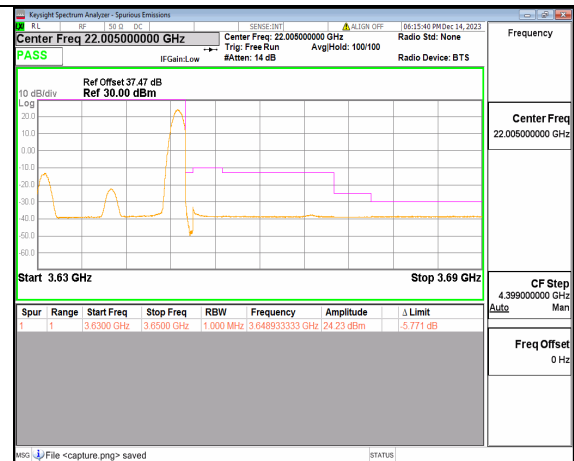
2A_n77(3450-3650MHz) 20M DFT-s-OFDM QPSK Outer_Full Low



2A_n77(3450-3650MHz) 20M DFT-s-OFDM QPSK Edge_1RB_Left Low



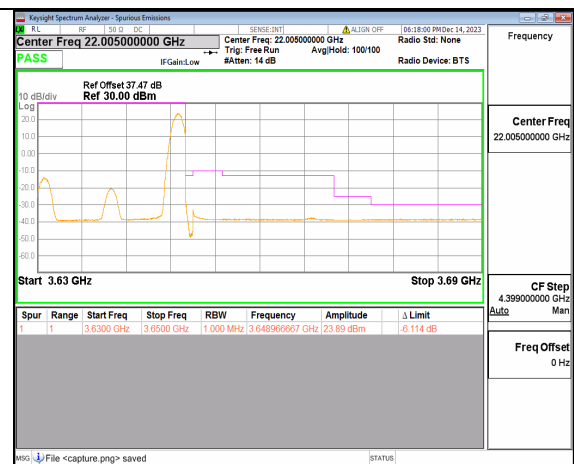
2A_n77(3450-3650MHz) 20M DFT-s-OFDM BPSK Outer_Full High



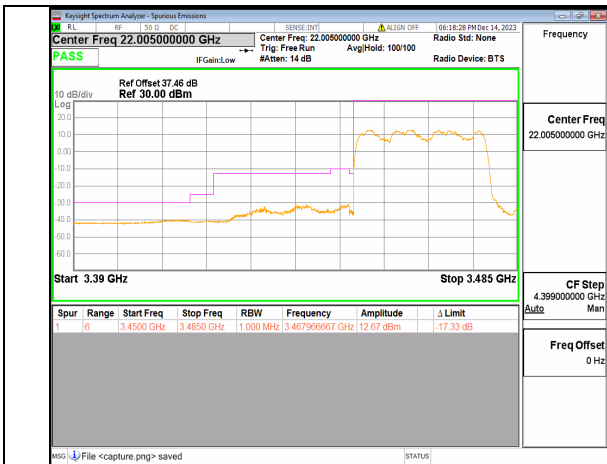
2A_n77(3450-3650MHz) 20M DFT-s-OFDM BPSK Edge_1RB_Right High



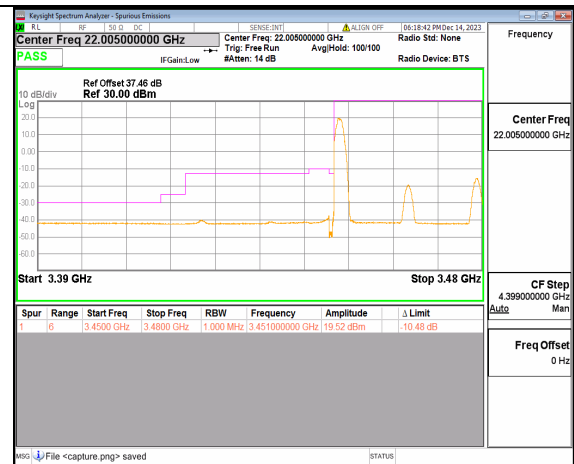
2A_n77(3450-3650MHz) 20M DFT-s-OFDM QPSK Outer_Full High



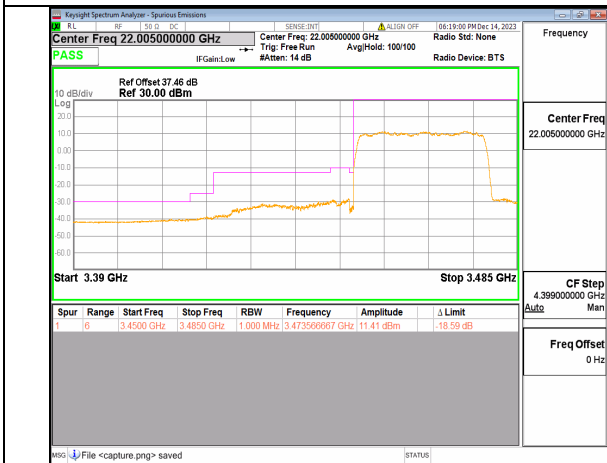
2A_n77(3450-3650MHz) 20M DFT-s-OFDM QPSK Edge_1RB_Right High



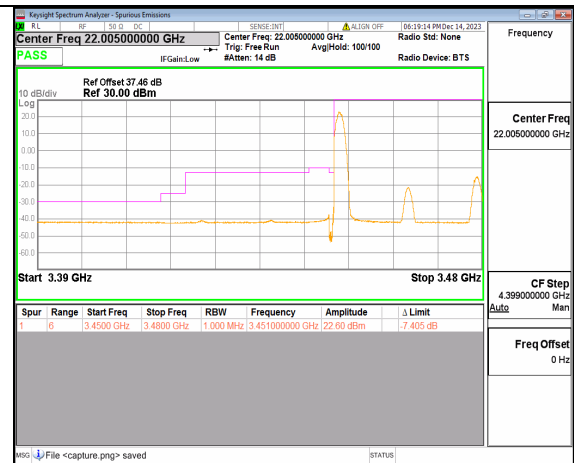
2A_n77(3450-3650MHz) 30M DFT-s-OFDM BPSK Outer_Full Low



2A_n77(3450-3650MHz) 30M DFT-s-OFDM BPSK Edge_1RB_Left Low



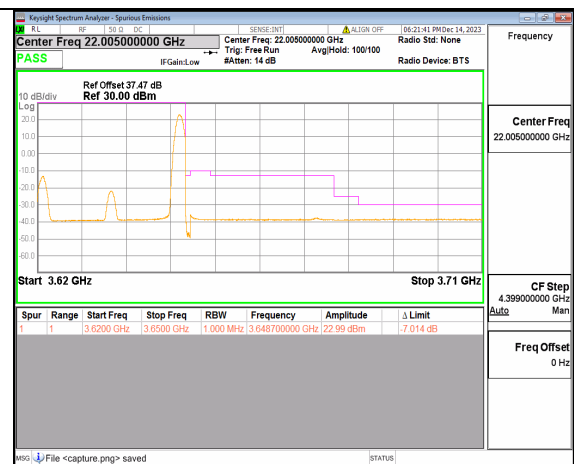
2A_n77(3450-3650MHz) 30M DFT-s-OFDM QPSK Outer_Full Low



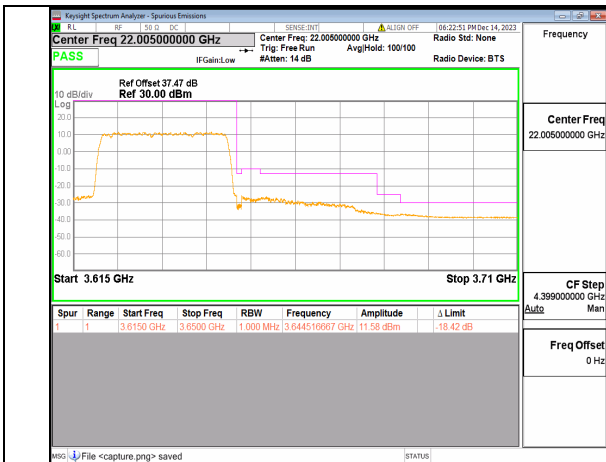
2A_n77(3450-3650MHz) 30M DFT-s-OFDM QPSK Edge_1RB_Left Low



2A_n77(3450-3650MHz) 30M DFT-s-OFDM BPSK Outer_Full High



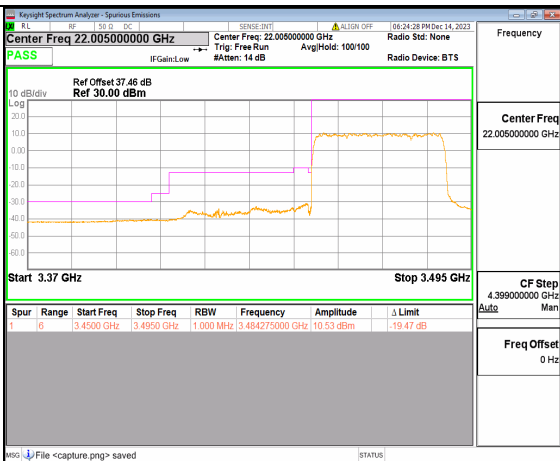
2A_n77(3450-3650MHz) 30M DFT-s-OFDM BPSK Edge_1RB_Right High



2A_n77(3450-3650MHz) 30M DFT-s-OFDM QPSK Outer_Full High



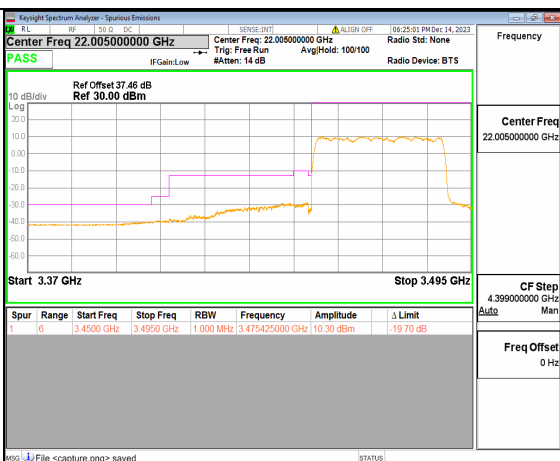
2A_n77(3450-3650MHz) 30M DFT-s-OFDM QPSK Edge_1RB_Right High



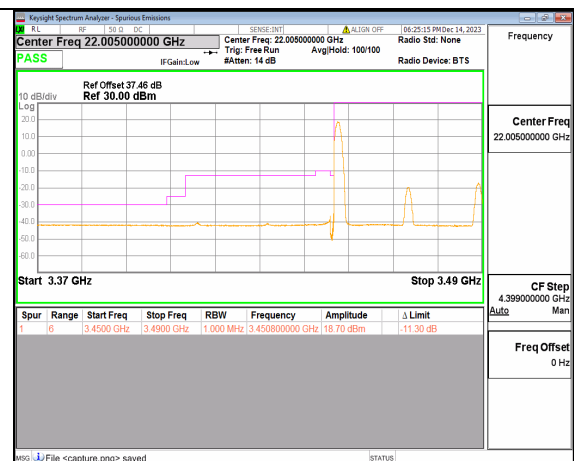
2A_n77(3450-3650MHz) 40M DFT-s-OFDM BPSK Outer_Full Low



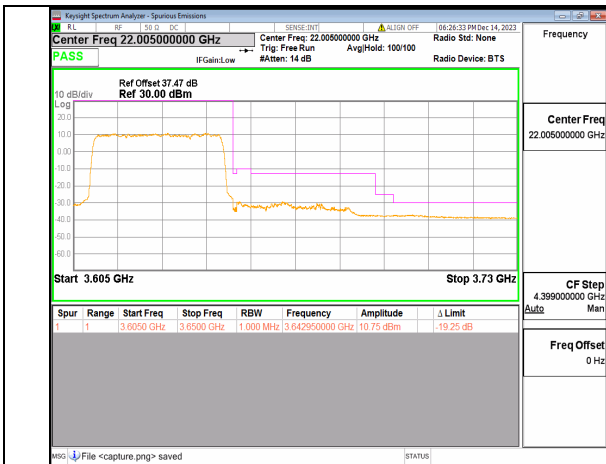
2A_n77(3450-3650MHz) 40M DFT-s-OFDM BPSK Edge_1RB_Left Low



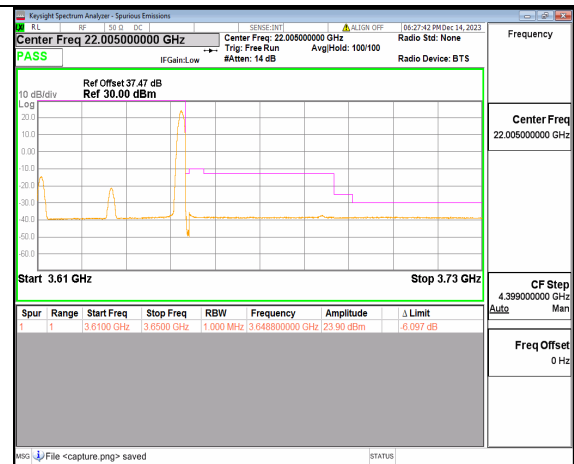
2A_n77(3450-3650MHz) 40M DFT-s-OFDM QPSK Outer_Full Low



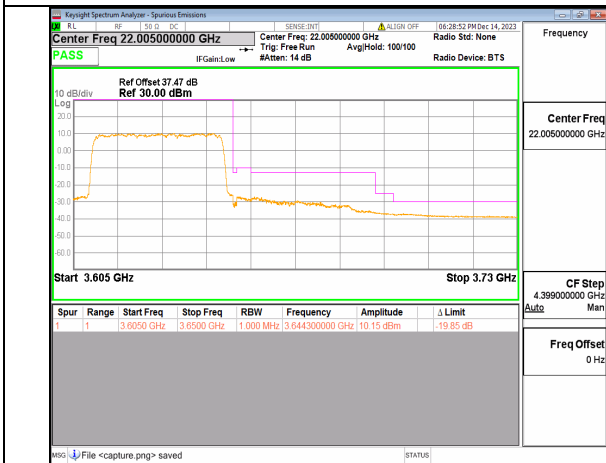
2A_n77(3450-3650MHz) 40M DFT-s-OFDM QPSK Edge_1RB_Left Low



2A_n77(3450-3650MHz) 40M DFT-s-OFDM BPSK Outer_Full High



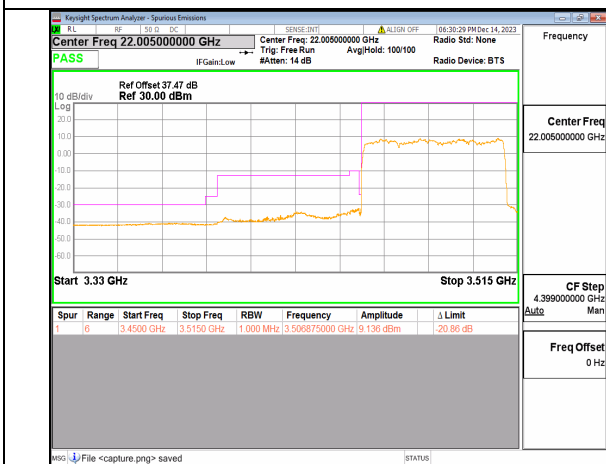
2A_n77(3450-3650MHz) 40M DFT-s-OFDM BPSK Edge_1RB_Right High



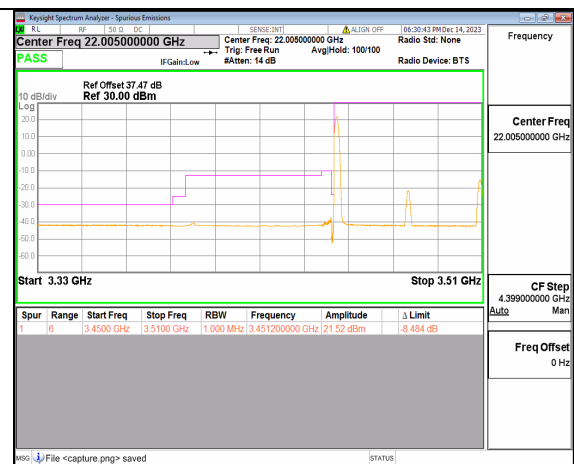
2A_n77(3450-3650MHz) 40M DFT-s-OFDM QPSK Outer_Full High



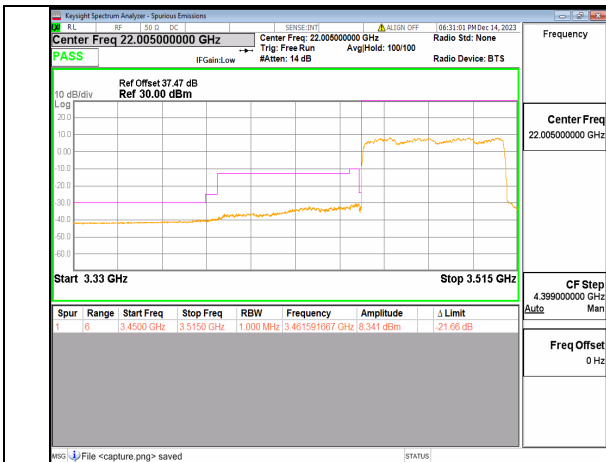
2A_n77(3450-3650MHz) 40M DFT-s-OFDM QPSK Edge_1RB_Right High



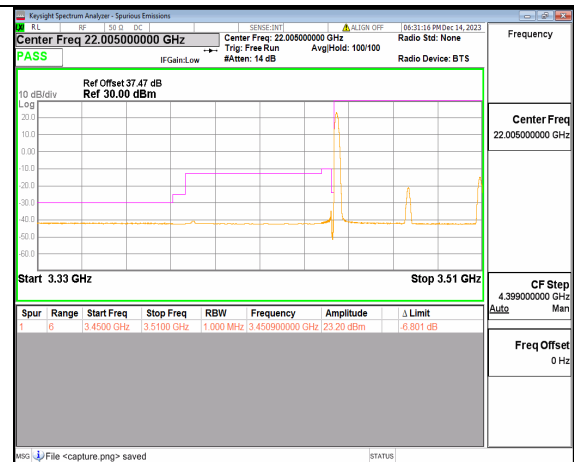
2A_n77(3450-3650MHz) 60M DFT-s-OFDM BPSK Outer_Full Low



2A_n77(3450-3650MHz) 60M DFT-s-OFDM BPSK Edge_1RB_Left Low



2A_n77(3450-3650MHz) 60M DFT-s-OFDM QPSK Outer_Full Low



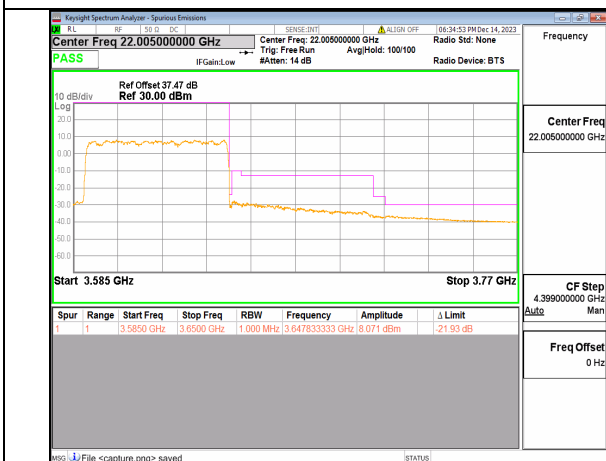
2A_n77(3450-3650MHz) 60M DFT-s-OFDM QPSK Edge_1RB_Left Low



2A_n77(3450-3650MHz) 60M DFT-s-OFDM BPSK Outer_Full High



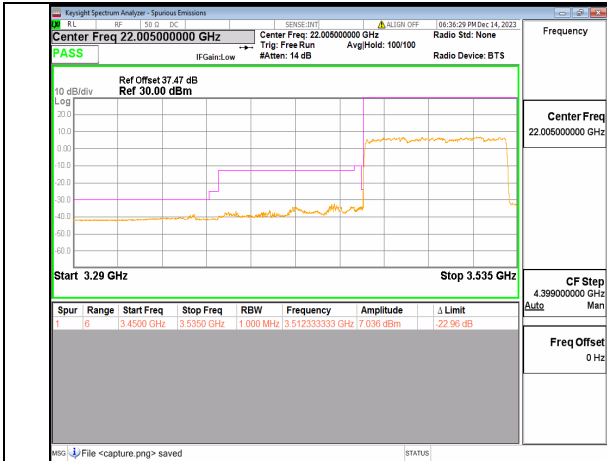
2A_n77(3450-3650MHz) 60M DFT-s-OFDM BPSK Edge_1RB_Right High



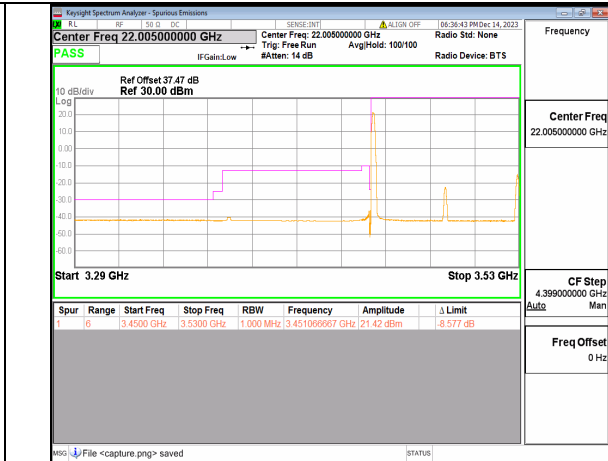
2A_n77(3450-3650MHz) 60M DFT-s-OFDM QPSK Outer_Full High



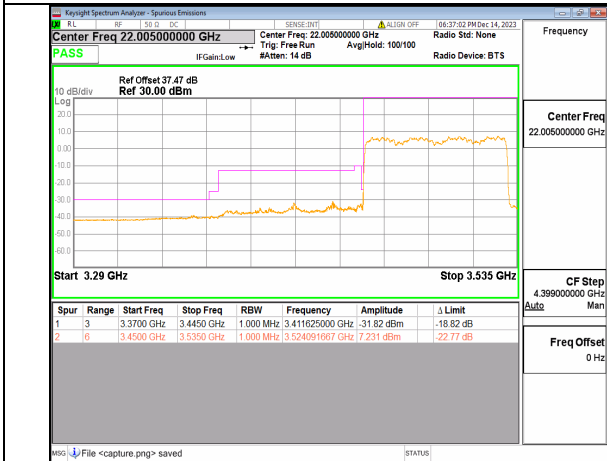
2A_n77(3450-3650MHz) 60M DFT-s-OFDM QPSK Edge_1RB_Right High



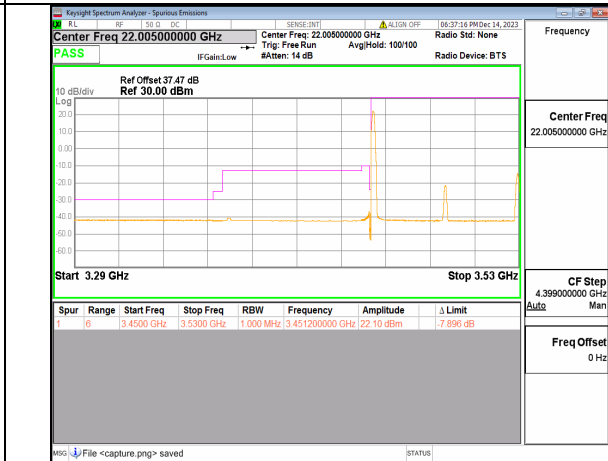
2A_n77(3450-3650MHz) 80M DFT-s-OFDM BPSK Outer_Full Low



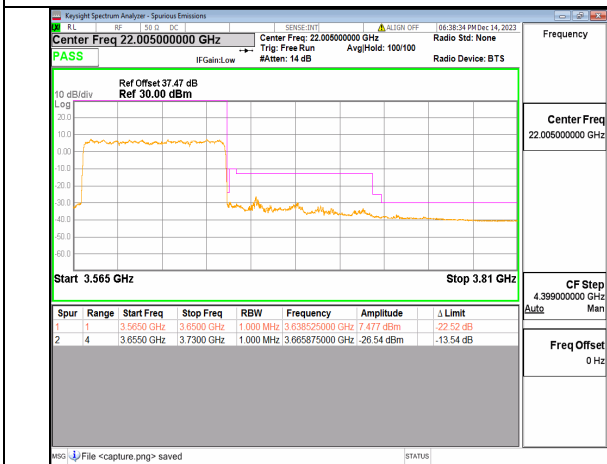
2A_n77(3450-3650MHz) 80M DFT-s-OFDM BPSK Edge_1RB_Left Low



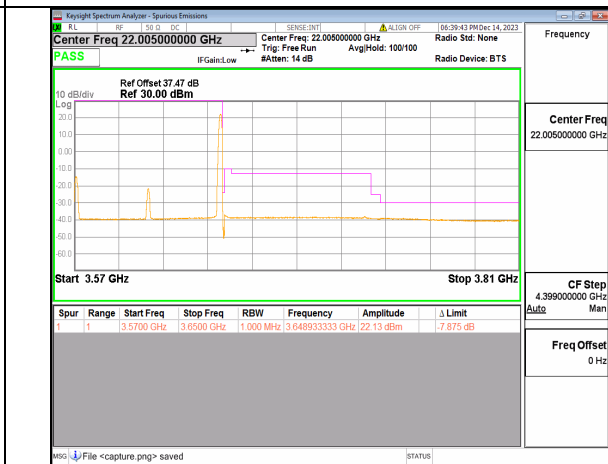
2A_n77(3450-3650MHz) 80M DFT-s-OFDM QPSK Outer_Full Low



2A_n77(3450-3650MHz) 80M DFT-s-OFDM QPSK Edge_1RB_Left Low



2A_n77(3450-3650MHz) 80M DFT-s-OFDM BPSK Outer_Full High



2A_n77(3450-3650MHz) 80M DFT-s-OFDM BPSK Edge_1RB_Right High