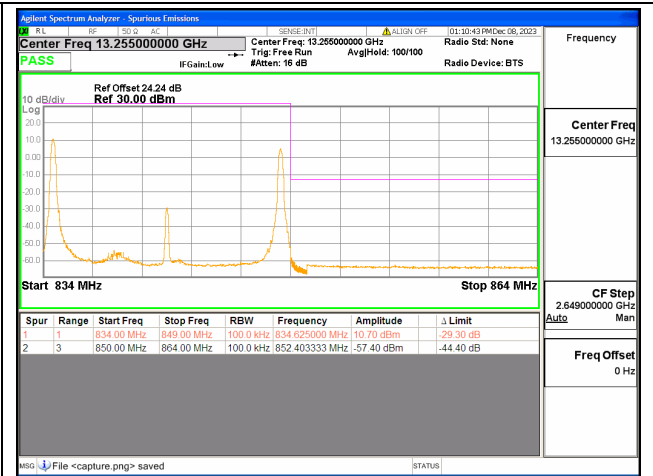
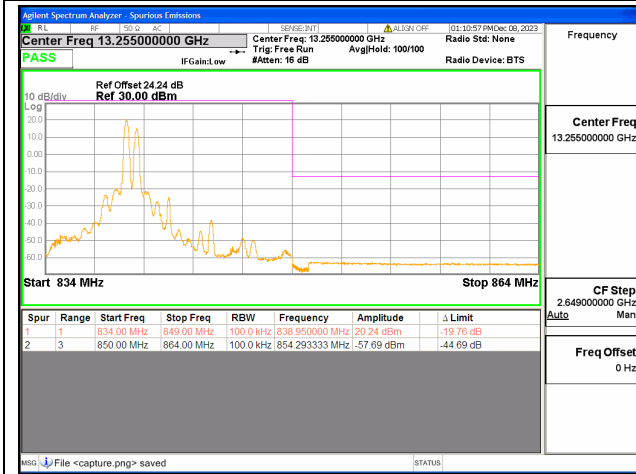


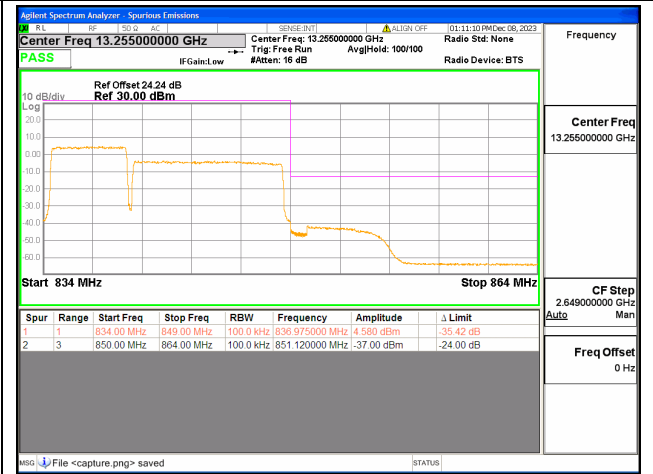
5B / 5+3MHz / High CH / QPSK / 25#0-15#0



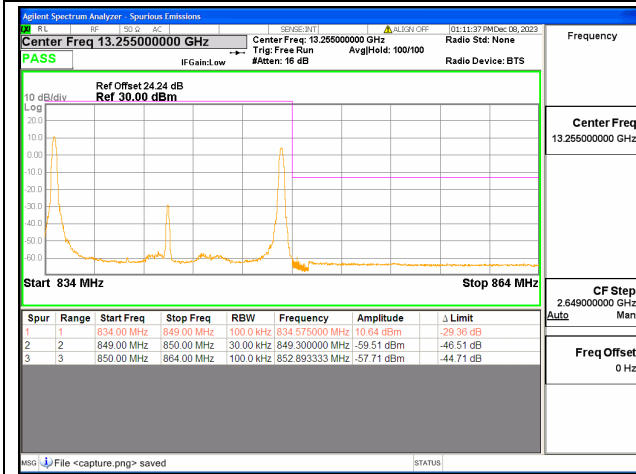
5B / 5+10MHz / High CH / QPSK / 1#0-1#49



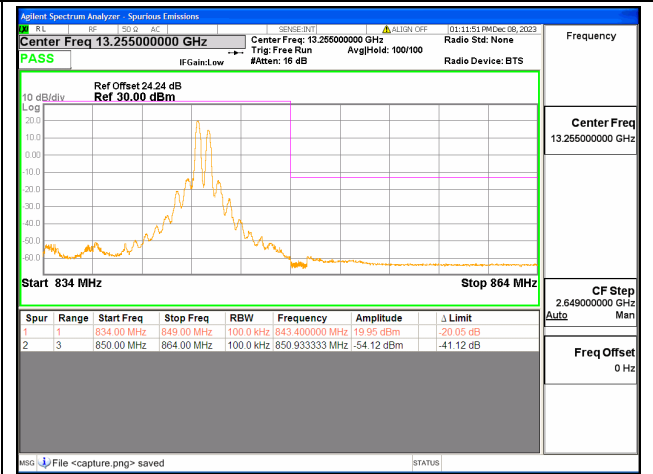
5B / 5+10MHz / High CH / QPSK / 1#24-1#0



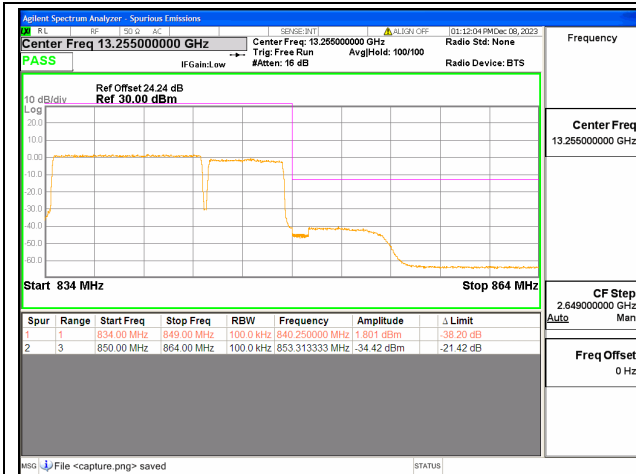
5B / 5+10MHz / High CH / QPSK / 25#0-50#0



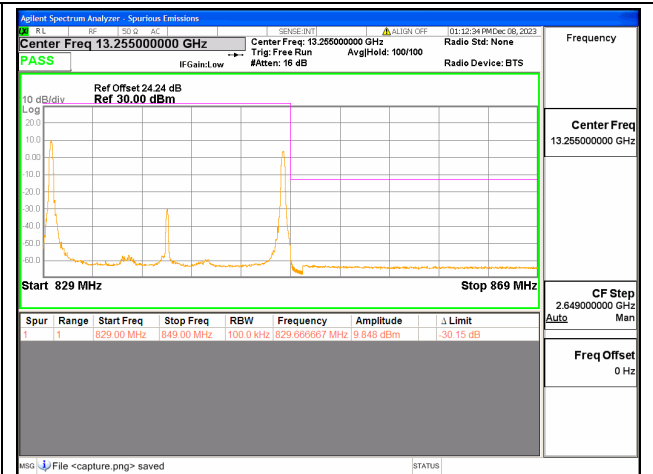
5B / 10+5MHz / High CH / QPSK / 1#0-1#24



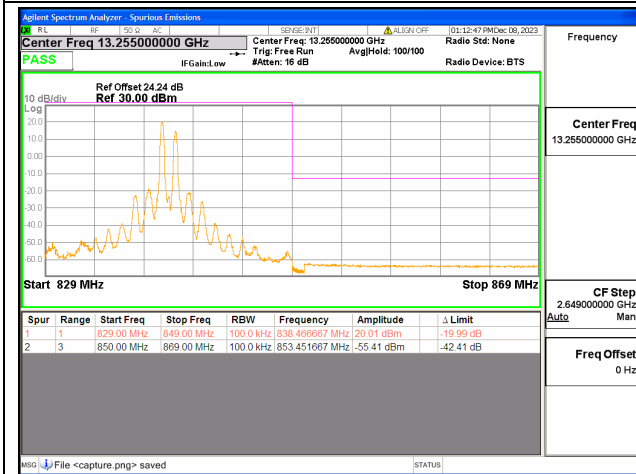
5B / 10+5MHz / High CH / QPSK / 1#49-1#0



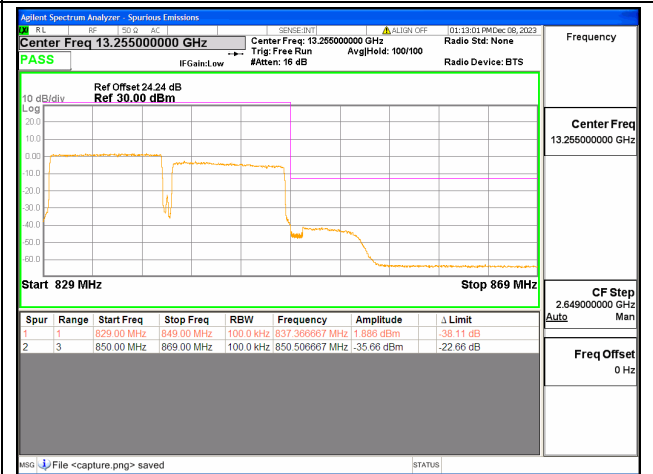
5B / 10+5MHz / High CH / QPSK / 50#0-25#0



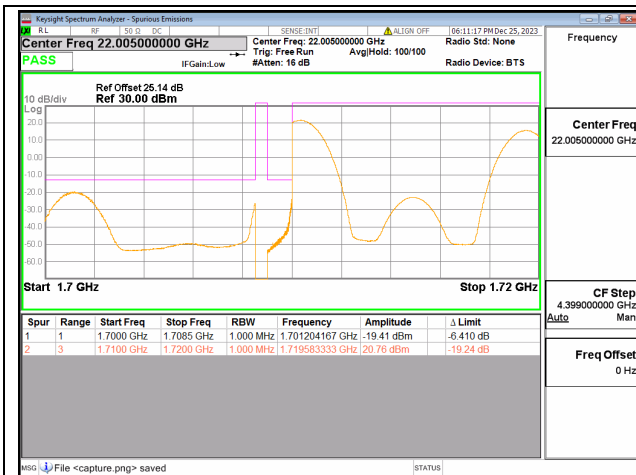
5B / 10+10MHz / High CH / QPSK / 1#0-1#49



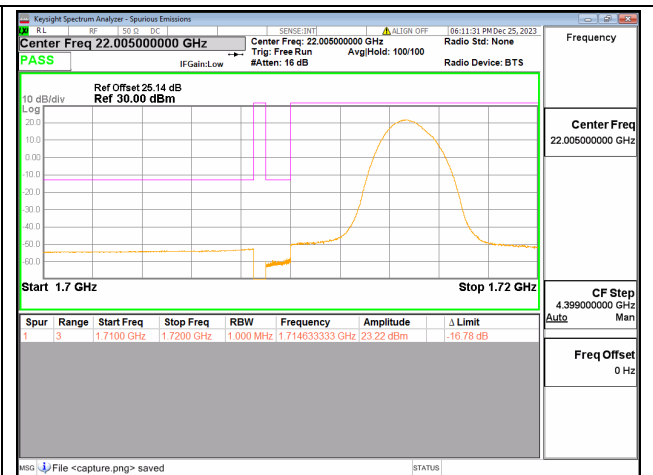
5B / 10+10MHz / High CH / QPSK / 1#49-1#0



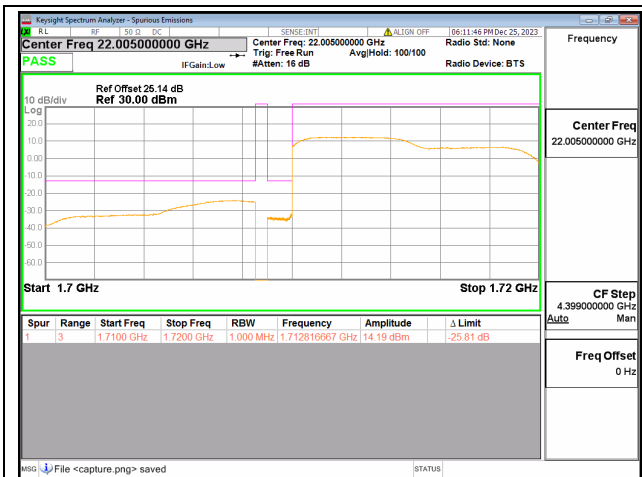
5B / 10+10MHz / High CH / QPSK / 50#0-50#0



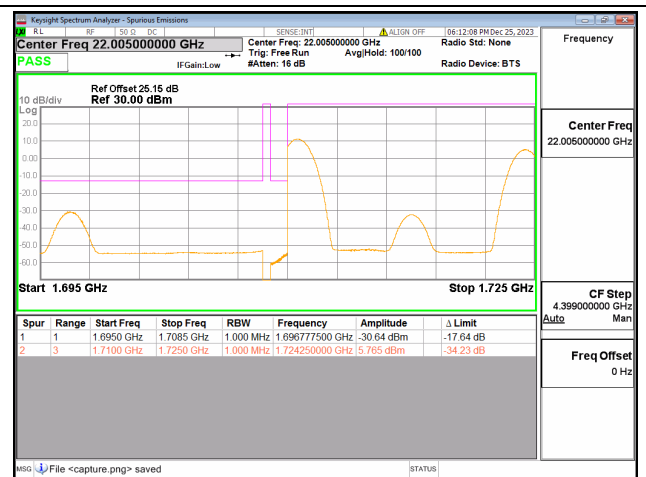
66B / 5+5MHz / Low CH / QPSK / 1#0-1#24



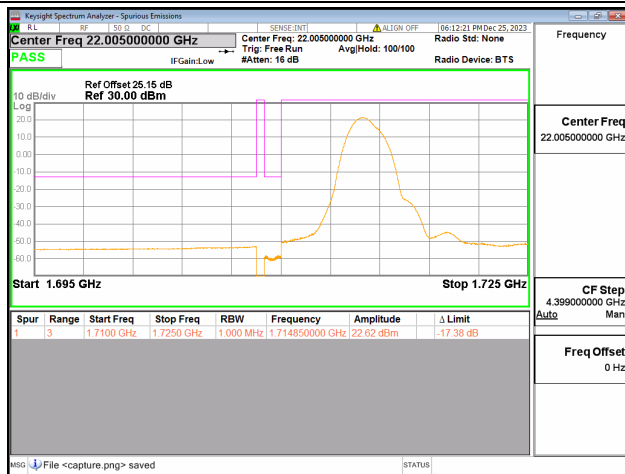
66B / 5+5MHz / Low CH / QPSK / 1#24-1#0



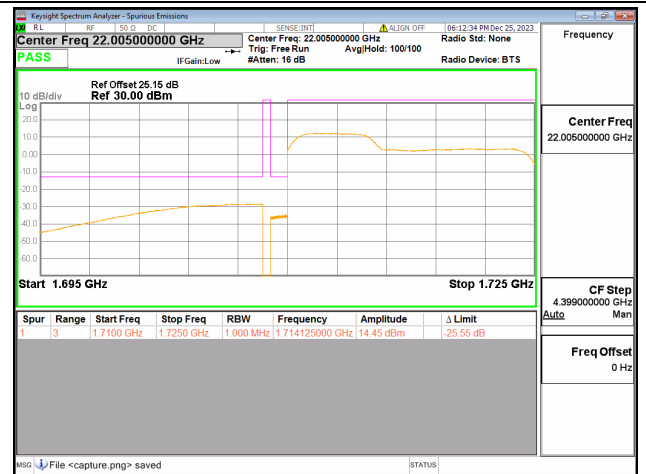
66B / 5+5MHz / Low CH / QPSK / 25#0-25#0



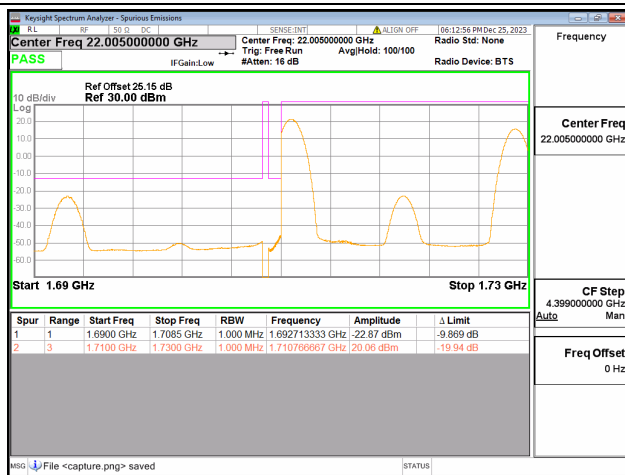
66B / 5+10MHz / Low CH / QPSK / 1#0-1#49



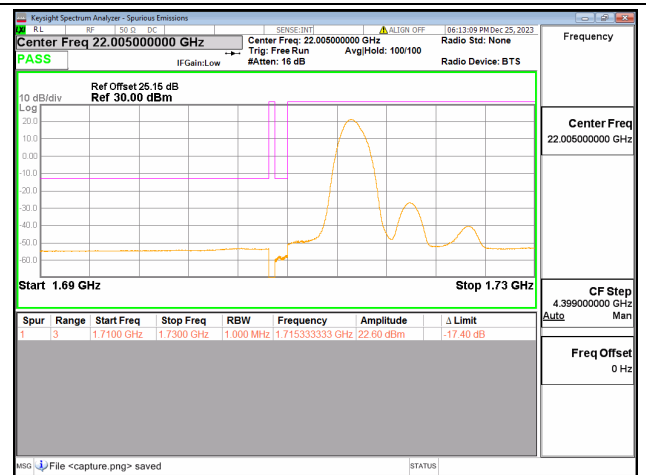
66B / 5+10MHz / Low CH / QPSK / 1#24-1#0



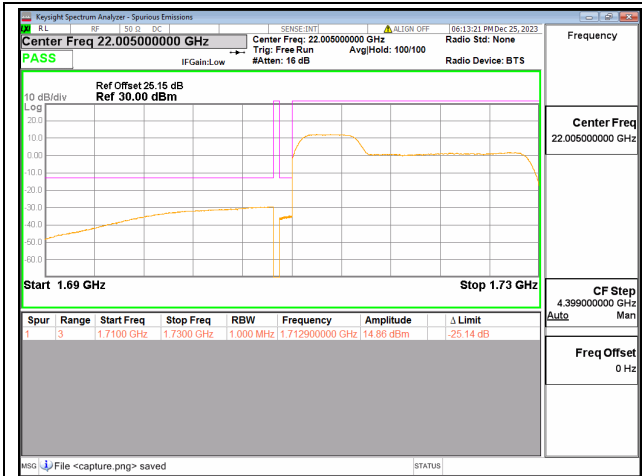
66B / 5+10MHz / Low CH / QPSK / 25#0-50#0



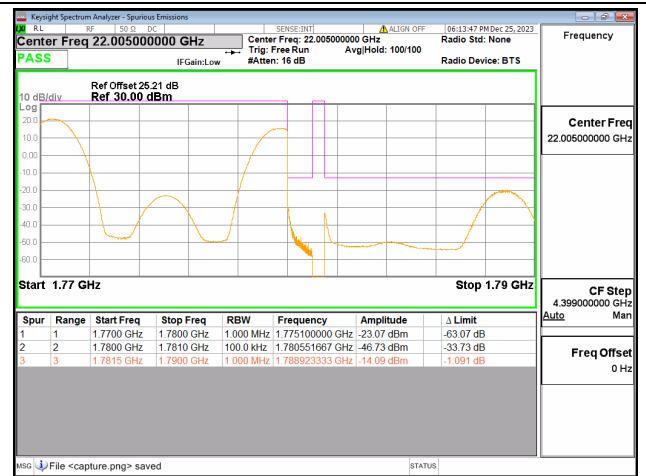
66B / 5+15MHz / Low CH / QPSK / 1#0-1#74



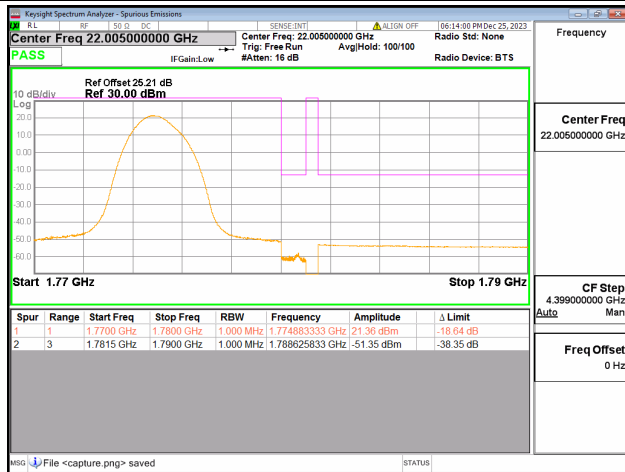
66B / 5+15MHz / Low CH / QPSK / 1#24-1#0



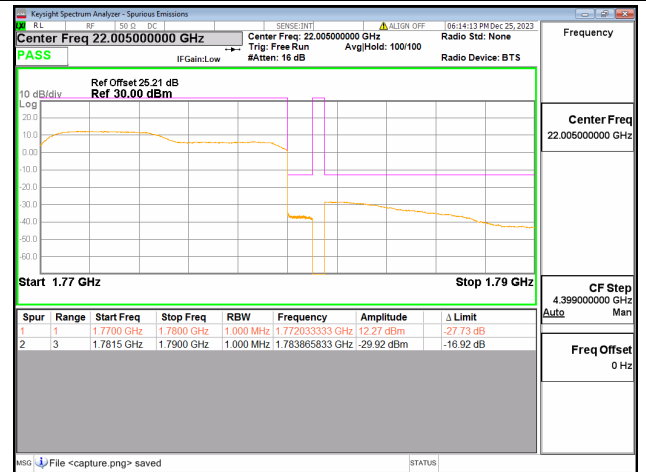
66B / 5+15MHz / Low CH / QPSK / 25#0-75#0



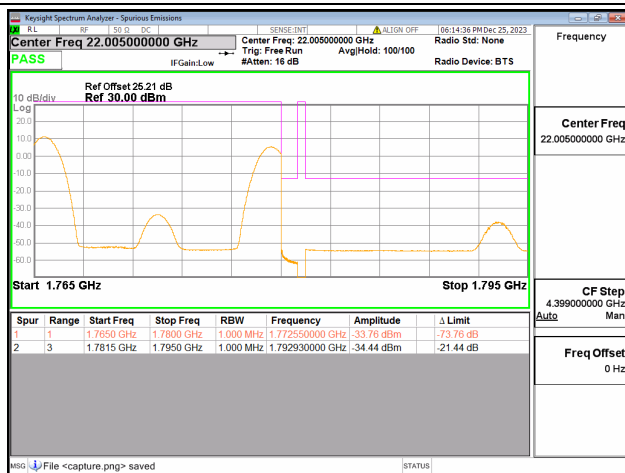
66B / 5+5MHz / High CH / QPSK / 1#0-1#24



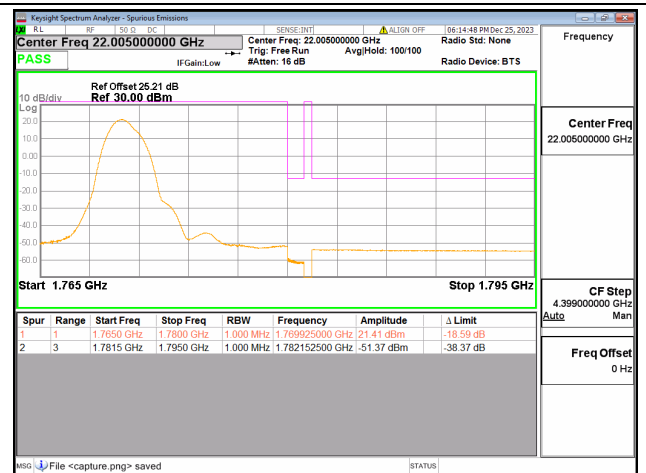
66B / 5+5MHz / High CH / QPSK / 1#24-1#0



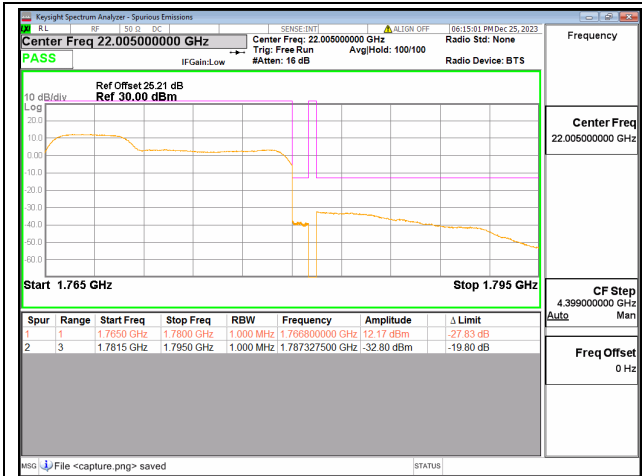
66B / 5+5MHz / High CH / QPSK / 25#0-25#0



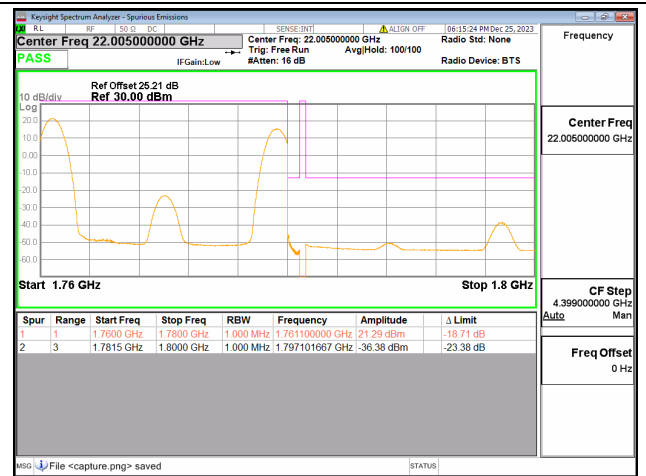
66B / 5+10MHz / High CH / QPSK / 1#0-1#49



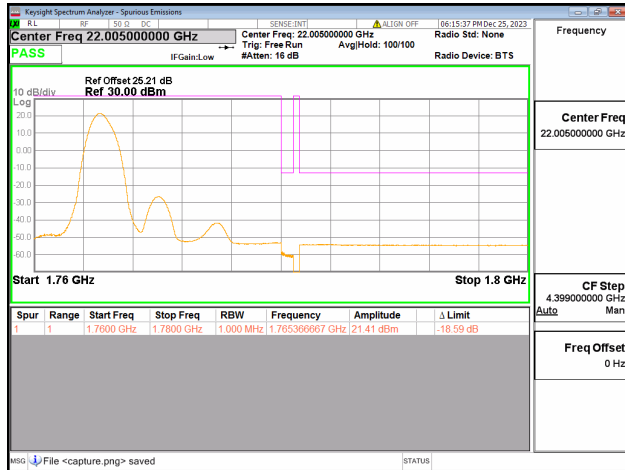
66B / 5+10MHz / High CH / QPSK / 1#24-1#0



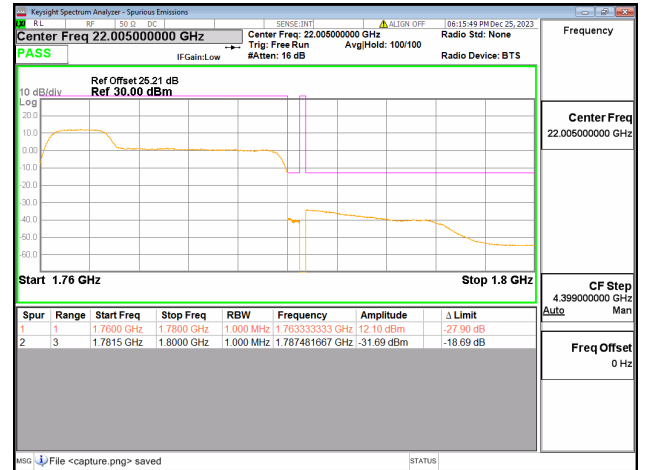
66B / 5+10MHz / High CH / QPSK / 25#0-50#0



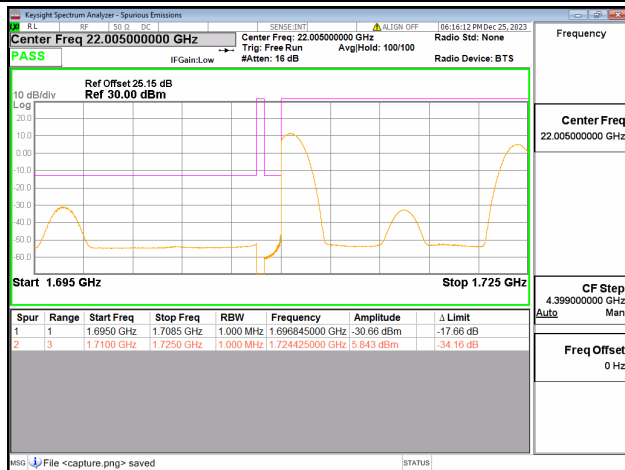
66B / 5+15MHz / High CH / QPSK / 1#0-1#74



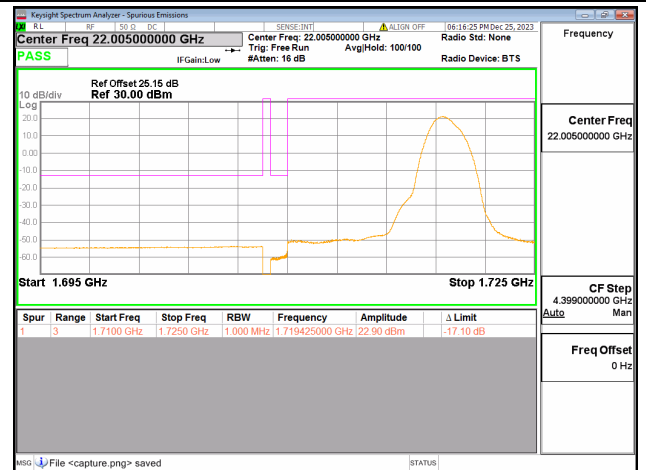
66B / 5+15MHz / High CH / QPSK / 1#24-1#0



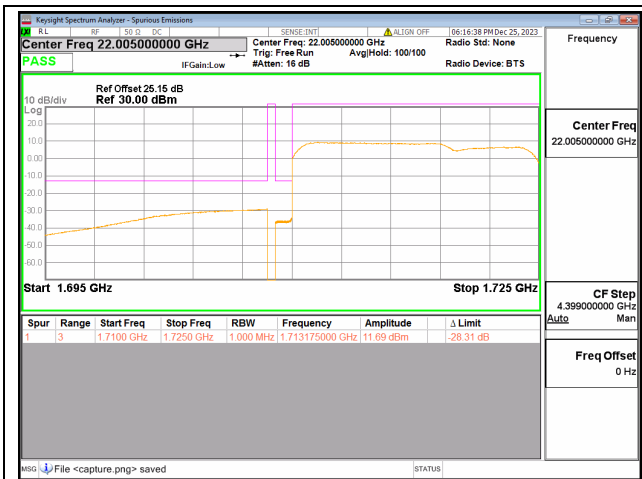
66B / 5+15MHz / High CH / QPSK / 25#0-75#0



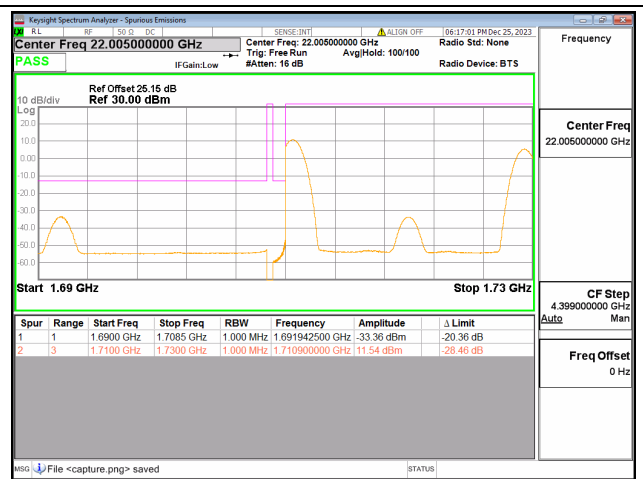
66B / 10+5MHz / Low CH / QPSK / 1#0-1#24



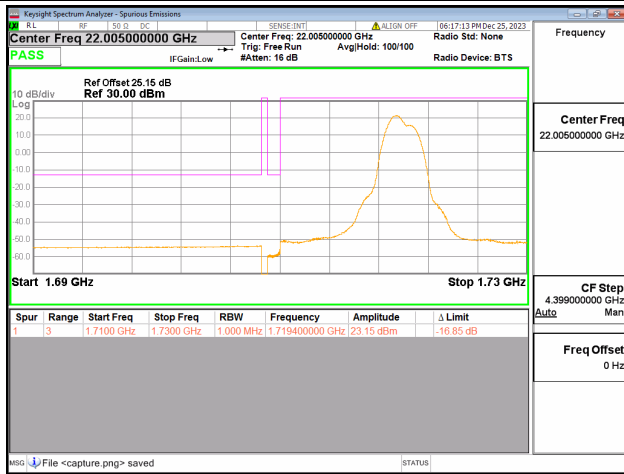
66B / 10+5MHz / Low CH / QPSK / 1#49-1#0



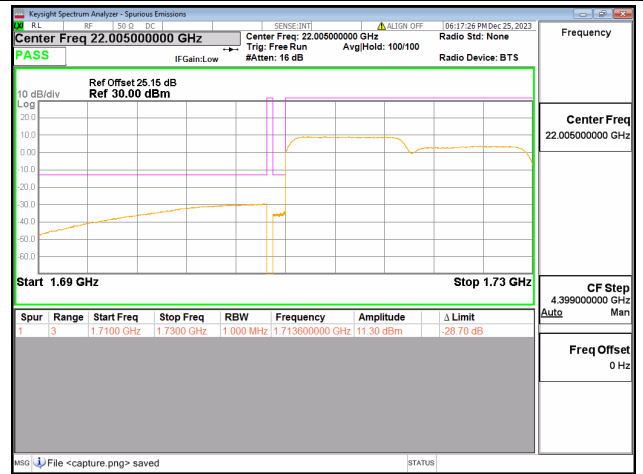
66B / 10+5MHz / Low CH / QPSK / 50#0-25#0



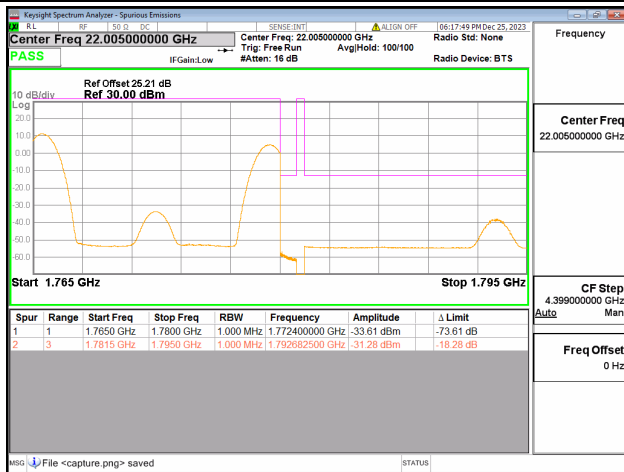
66B / 10+10MHz / Low CH / QPSK / 1#0-1#49



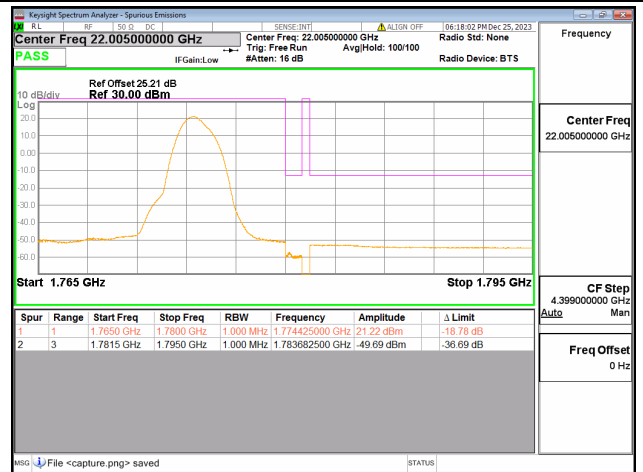
66B / 10+10MHz / Low CH / QPSK / 1#49-1#0



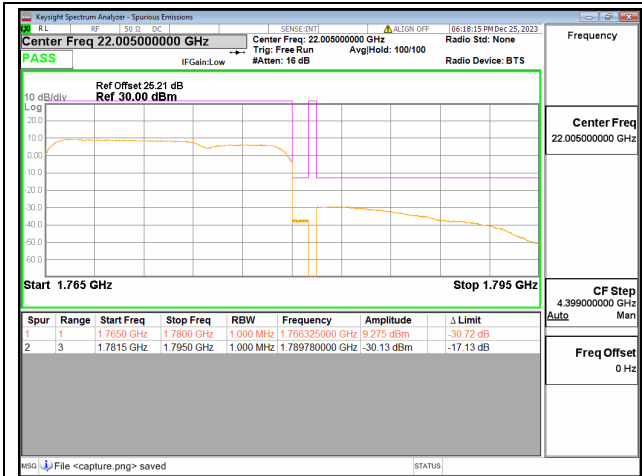
66B / 10+10MHz / Low CH / QPSK / 50#0-50#0



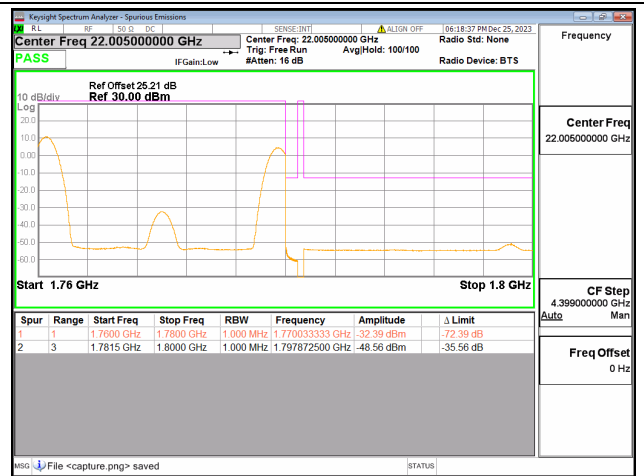
66B / 10+5MHz / High CH / QPSK / 1#0-1#24



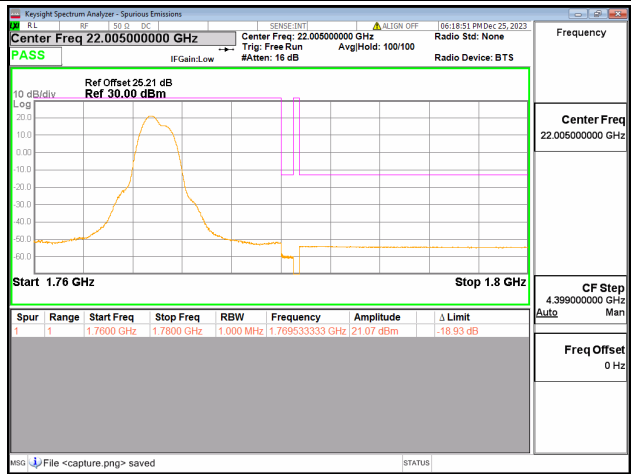
66B / 10+5MHz / High CH / QPSK / 1#49-1#0



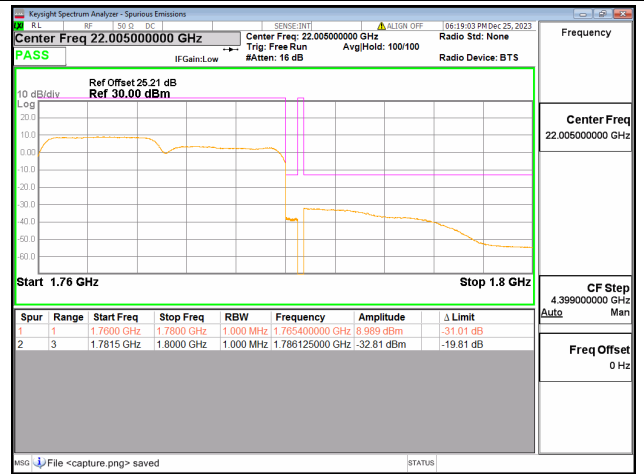
66B / 10+5MHz / High CH / QPSK / 50#0-25#0



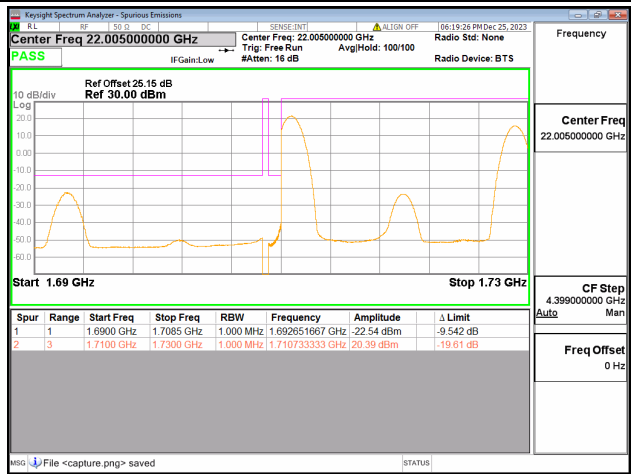
66B / 10+10MHz / High CH / QPSK / 1#0-1#49



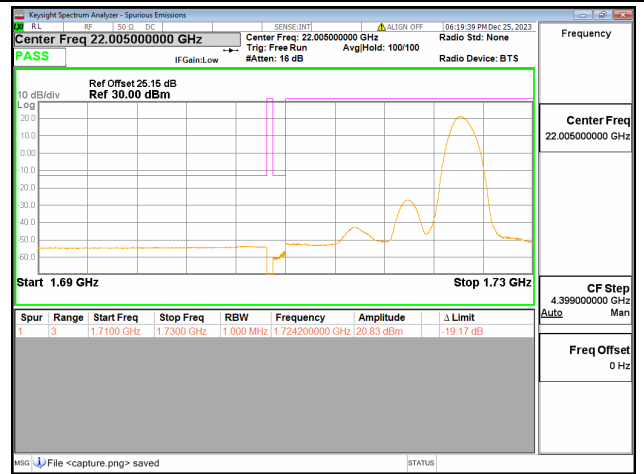
66B / 10+10MHz / High CH / QPSK / 1#49-1#0



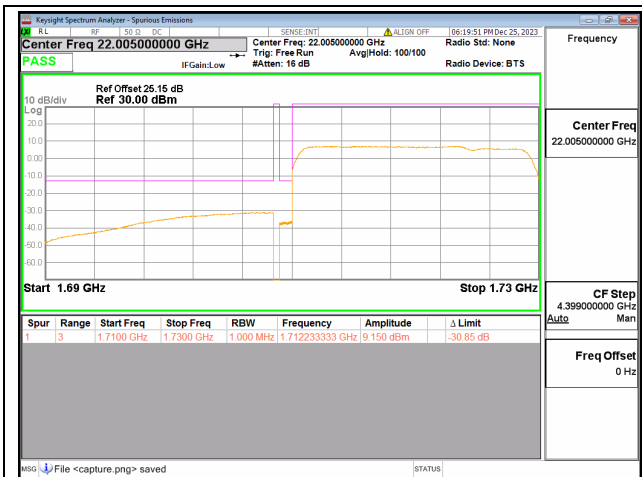
66B / 10+10MHz / High CH / QPSK / 50#0-50#0



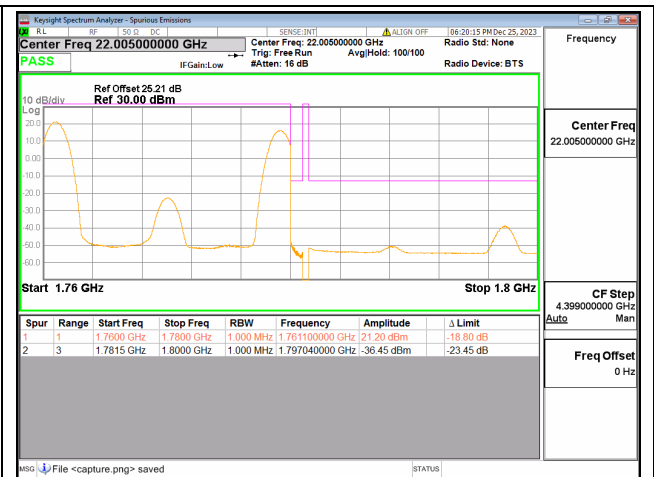
66B / 15+5MHz / Low CH / QPSK / 1#0-1#24



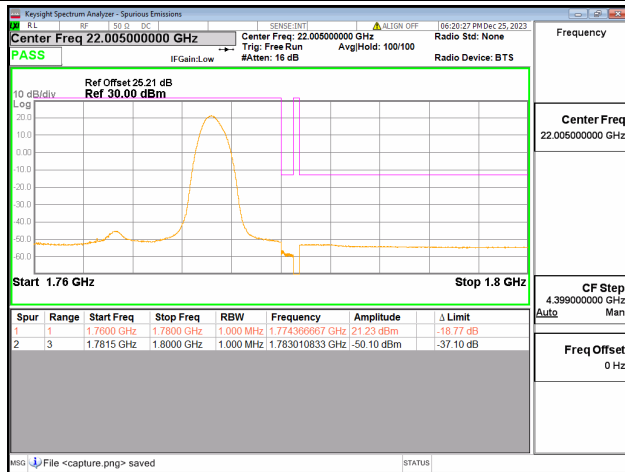
66B / 15+5MHz / Low CH / QPSK / 1#74-1#0



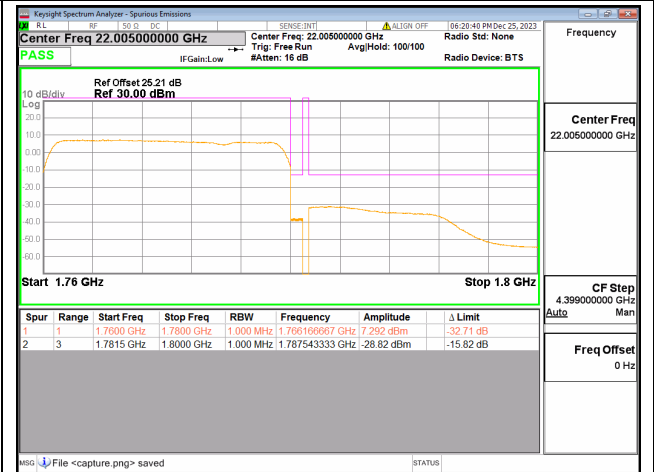
66B / 15+5MHz / Low CH / QPSK / 75#0-25#0



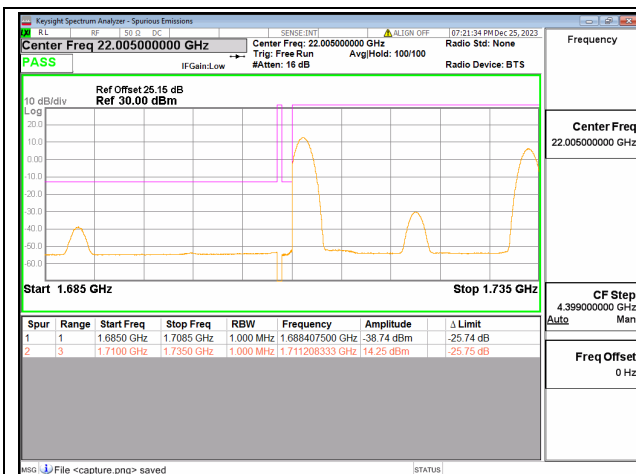
66B / 15+5MHz / High CH / QPSK / 1#0-1#24



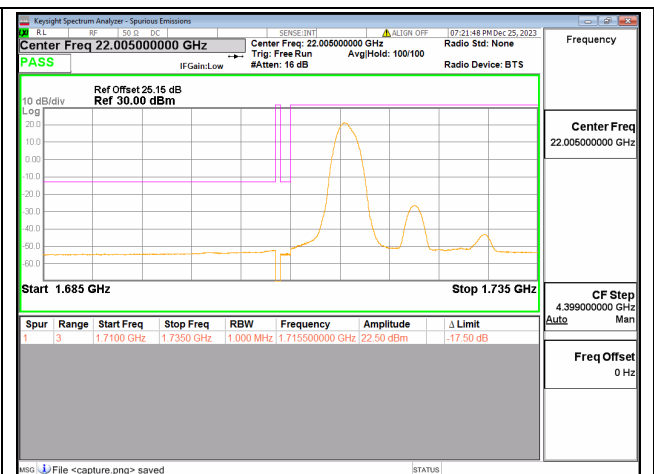
66B / 15+5MHz / High CH / QPSK / 1#74-1#0



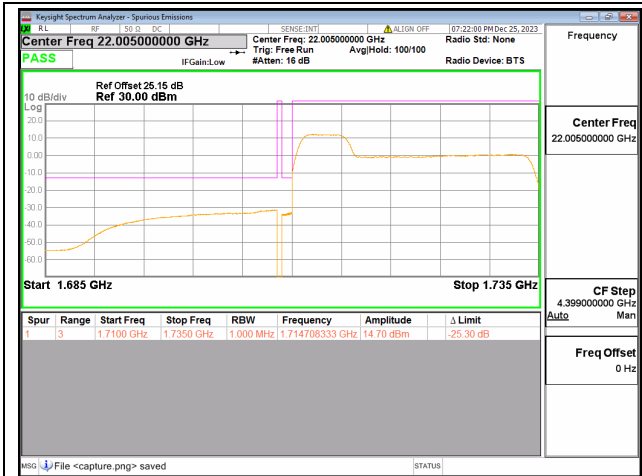
66B / 15+5MHz / High CH / QPSK / 75#0-25#0



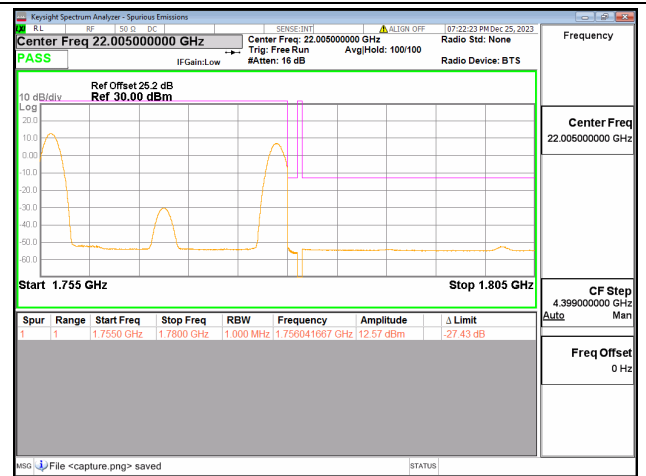
66C / 5+20MHz / Low CH / QPSK / 1#0-1#99



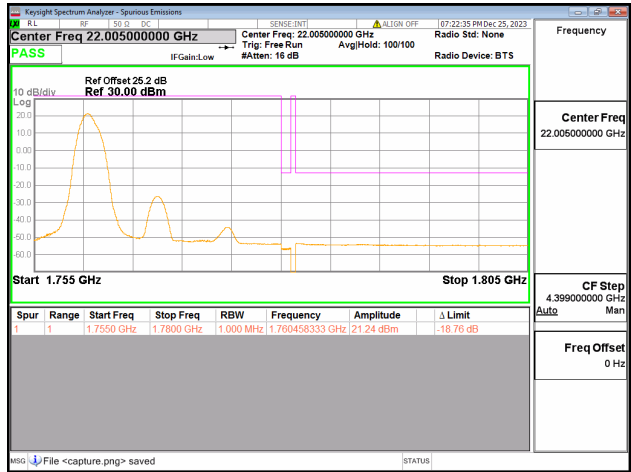
66C / 5+20MHz / Low CH / QPSK / 1#24-1#0



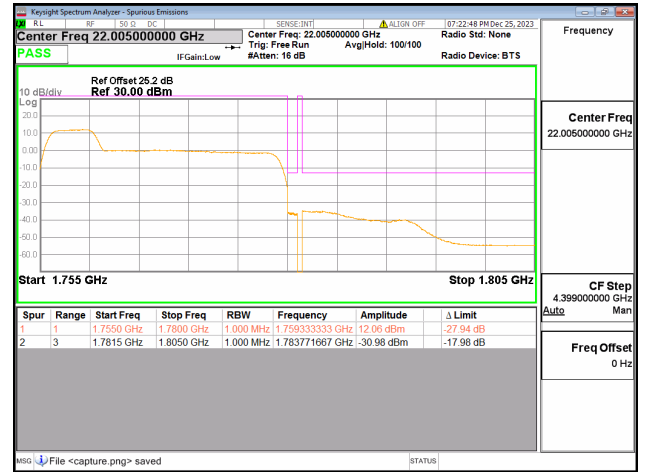
66C / 5+20MHz / Low CH / QPSK / 25#0-100#0



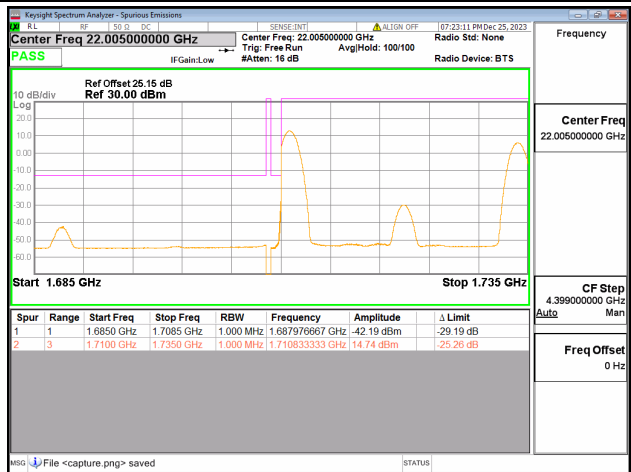
66C / 5+20MHz / High CH / QPSK / 1#0-1#99



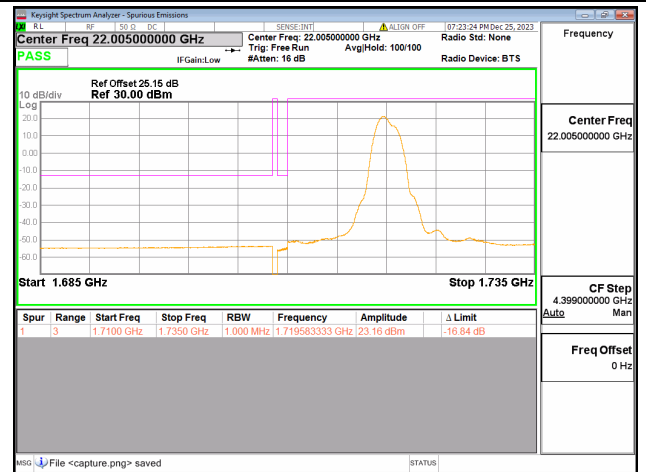
66C / 5+20MHz / High CH / QPSK / 1#24-1#0



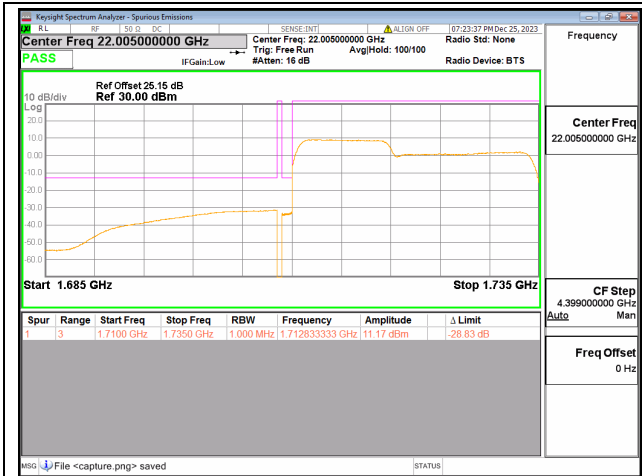
66C / 5+20MHz / High CH / QPSK / 25#0-100#0



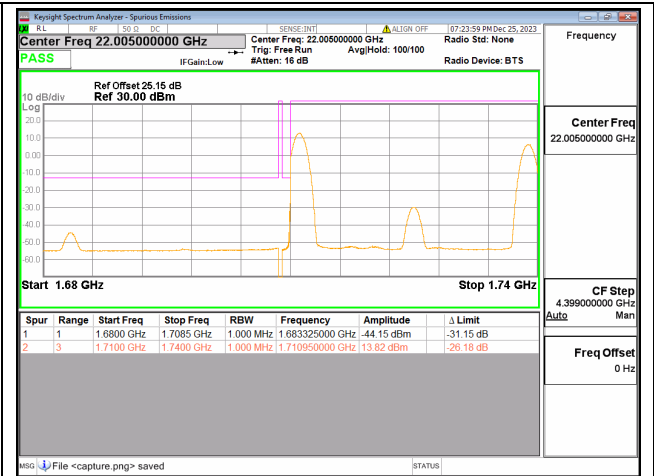
66C / 10+15MHz / Low CH / QPSK / 1#0-1#74



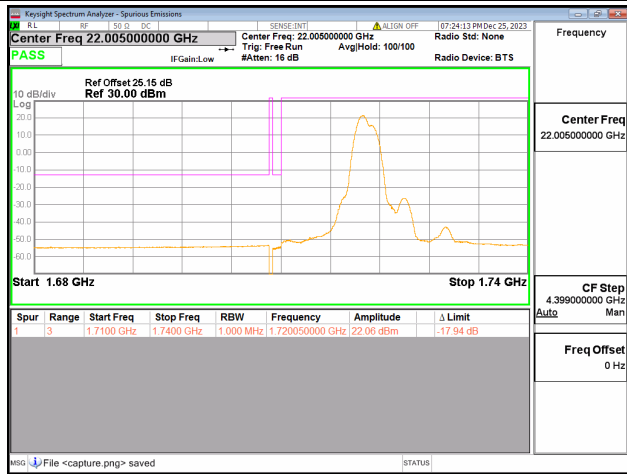
66C / 10+15MHz / Low CH / QPSK / 1#49-1#0



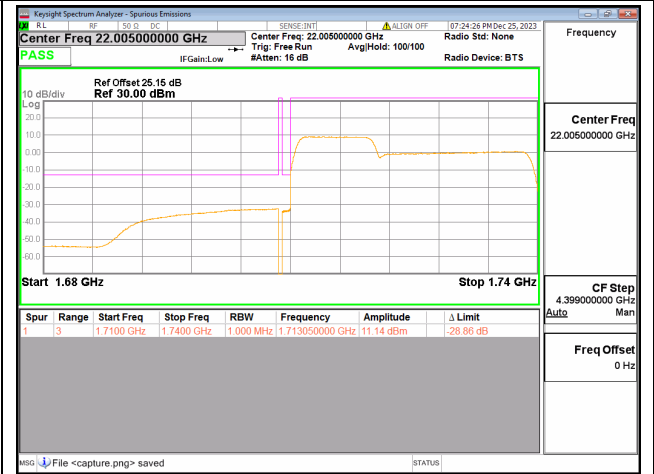
66C / 10+15MHz / Low CH / QPSK / 50#0-75#0



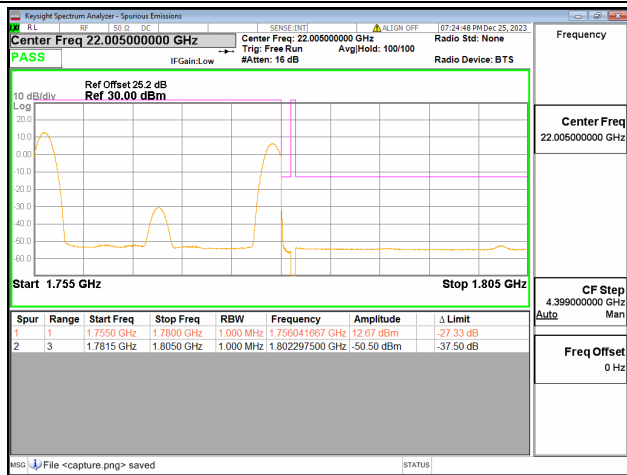
66C / 10+20MHz / Low CH / QPSK / 1#0-1#99



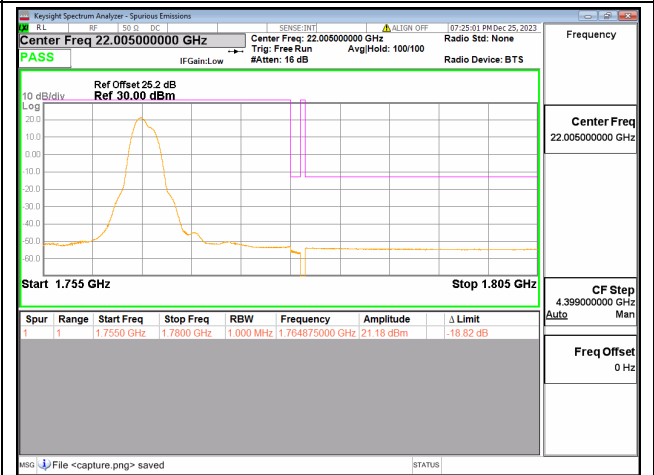
66C / 10+20MHz / Low CH / QPSK / 1#49-1#0



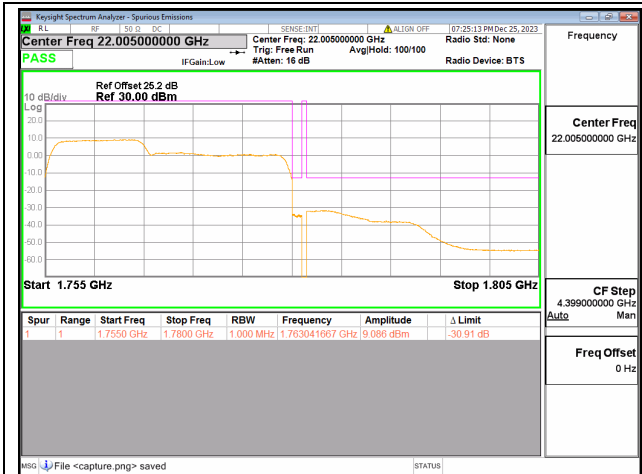
66C / 10+20MHz / Low CH / QPSK / 50#0-100#0



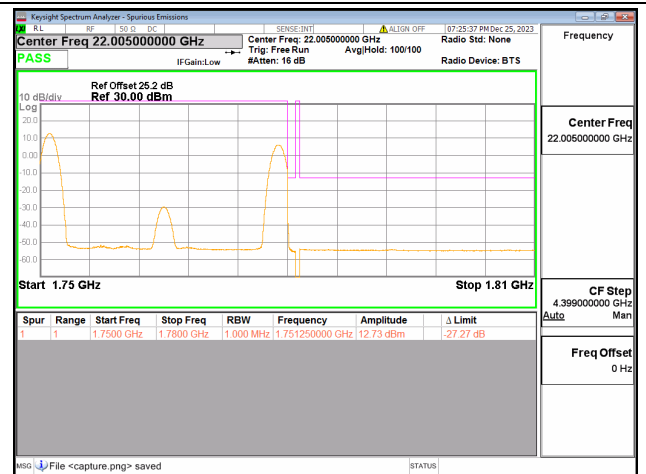
66C / 10+15MHz / High CH / QPSK / 1#0-1#74



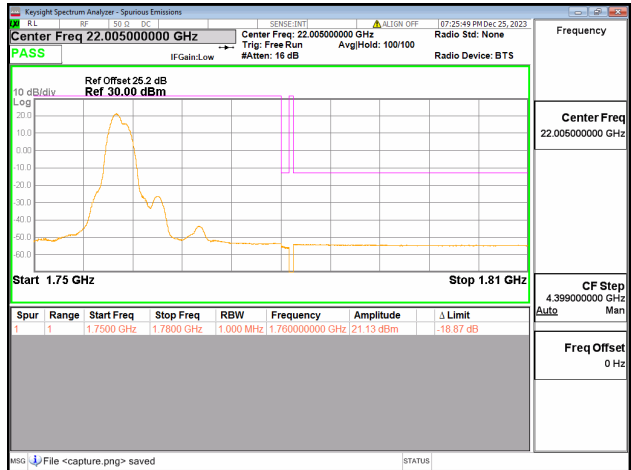
66C / 10+15MHz / High CH / QPSK / 1#49-1#0



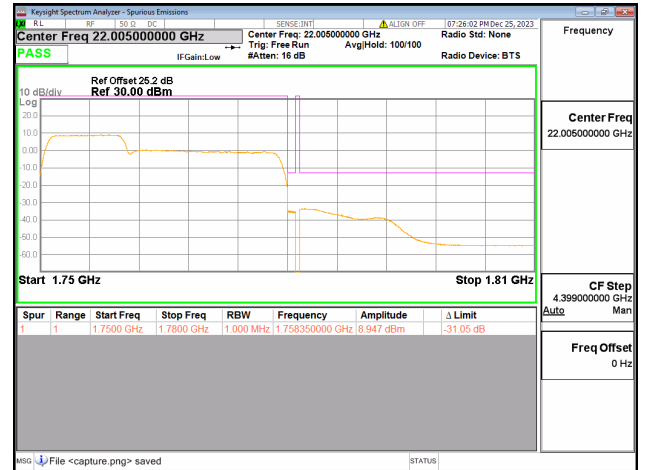
66C / 10+15MHz / High CH / QPSK / 50#0-75#0



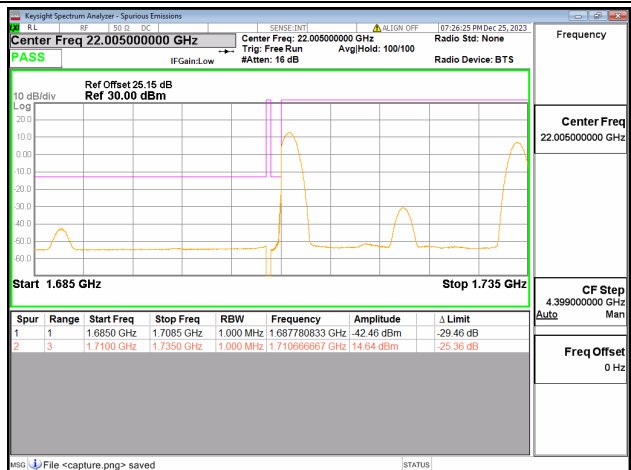
66C / 10+20MHz / High CH / QPSK / 1#0-1#99



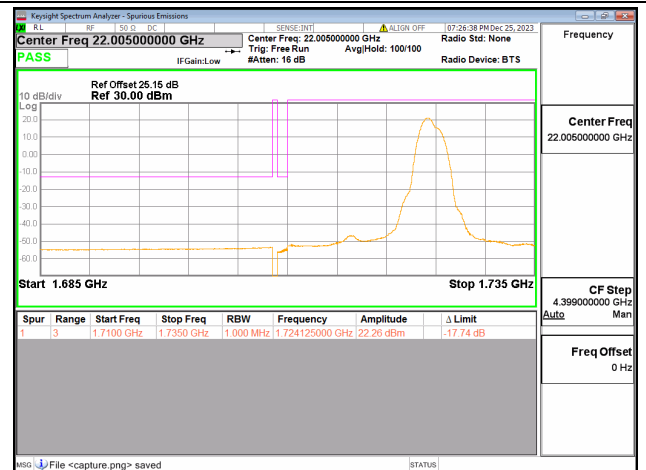
66C / 10+20MHz / High CH / QPSK / 1#49-1#0



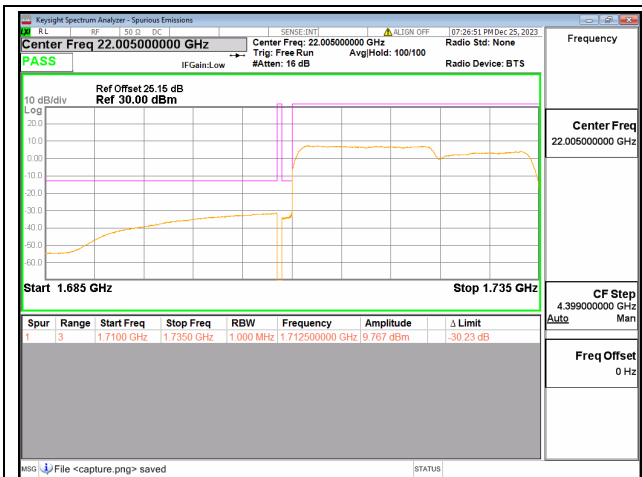
66C / 10+20MHz / High CH / QPSK / 50#0-100#0



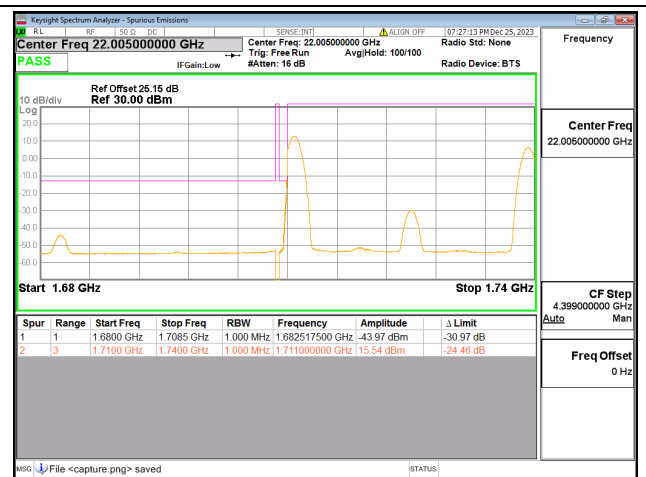
66C / 15+10MHz / Low CH / QPSK / 1#0-1#49



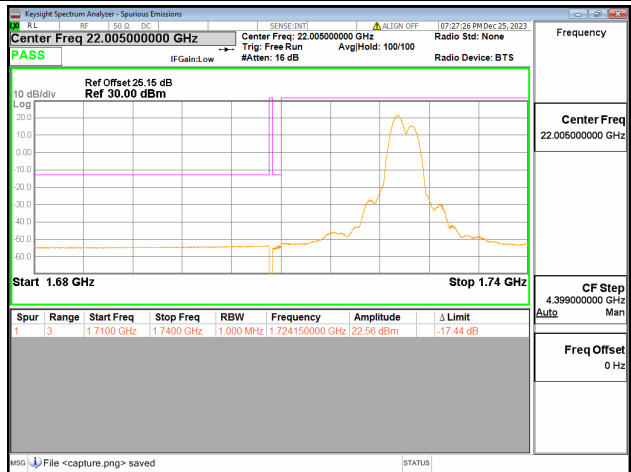
66C / 15+10MHz / Low CH / QPSK / 1#74-1#0



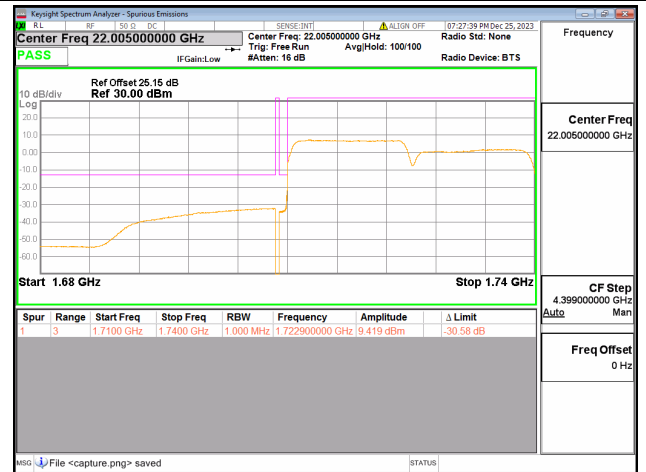
66C / 15+10MHz / Low CH / QPSK / 75#0-50#0



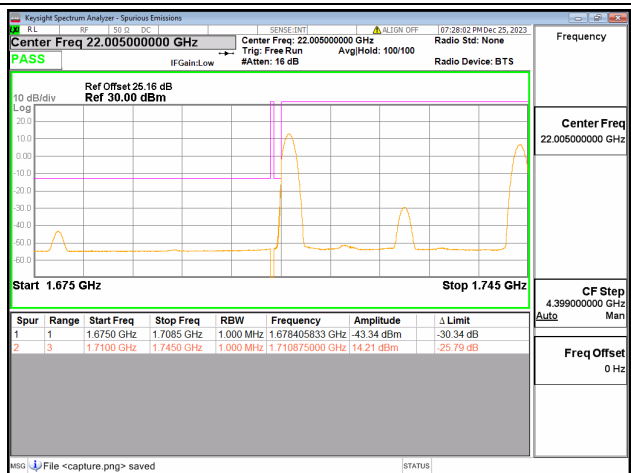
66C / 15+15MHz / Low CH / QPSK / 1#0-1#74



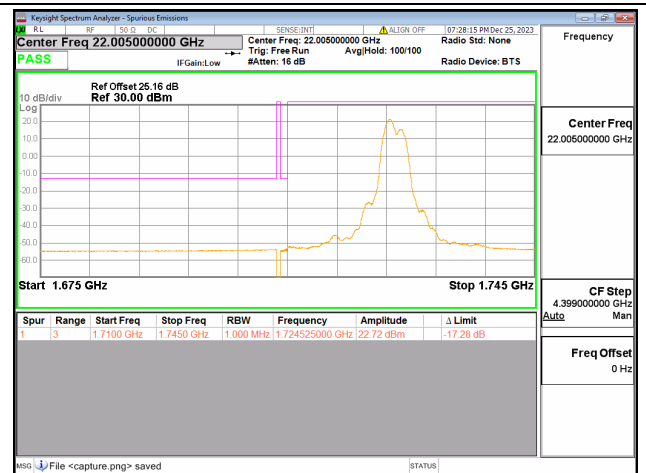
66C / 15+15MHz / Low CH / QPSK / 1#74-1#0



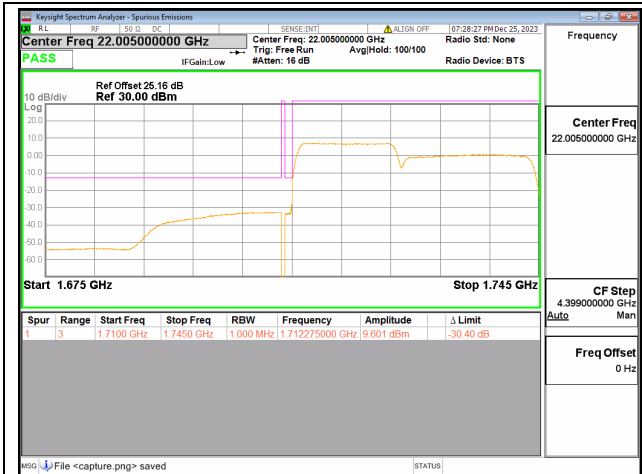
66C / 15+15MHz / Low CH / QPSK / 75#0-75#0



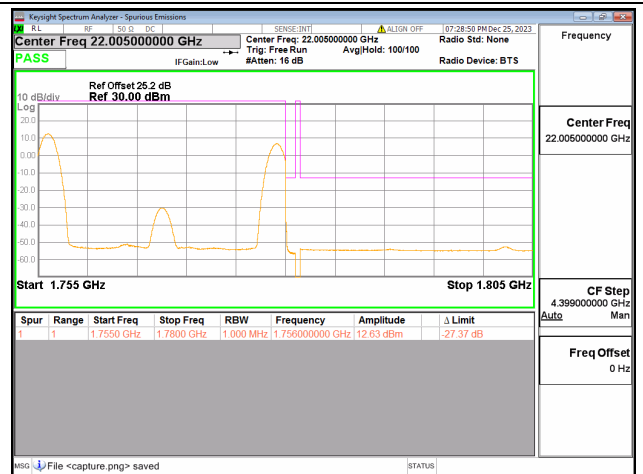
66C / 15+20MHz / Low CH / QPSK / 1#0-1#99



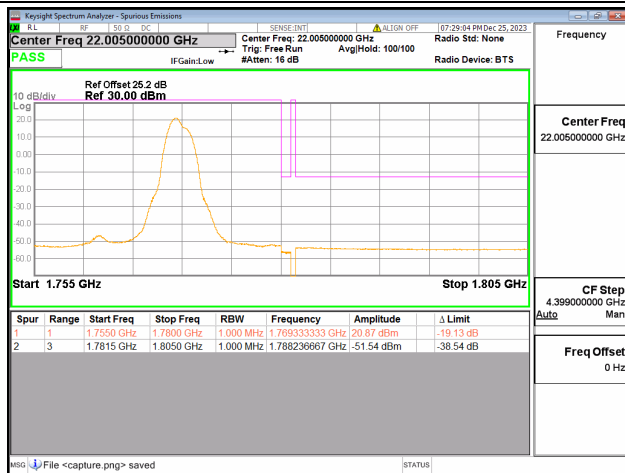
66C / 15+20MHz / Low CH / QPSK / 1#74-1#0



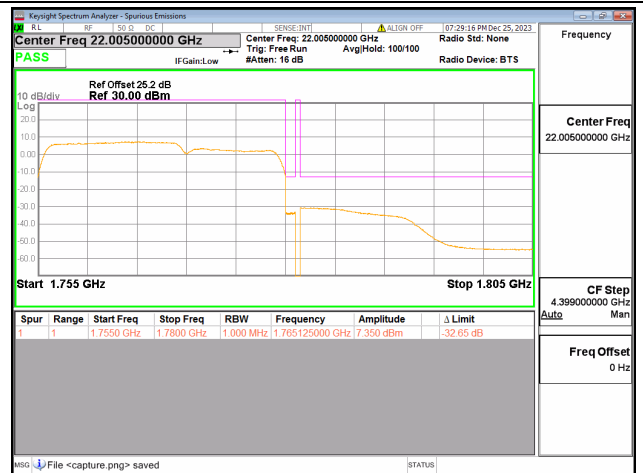
66C / 15+20MHz / Low CH / QPSK / 75#0-100#0



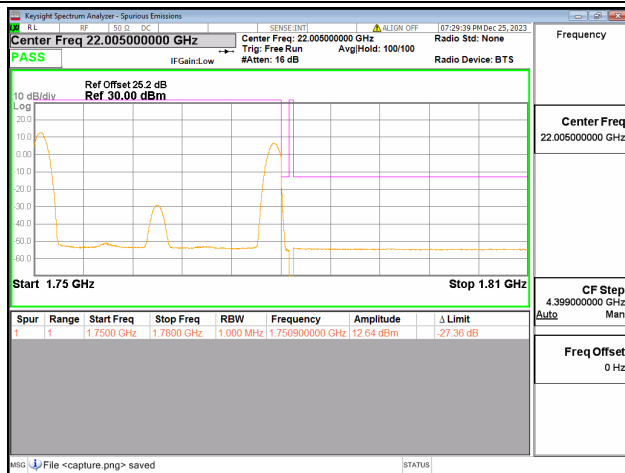
66C / 15+10MHz / High CH / QPSK / 1#0-1#49



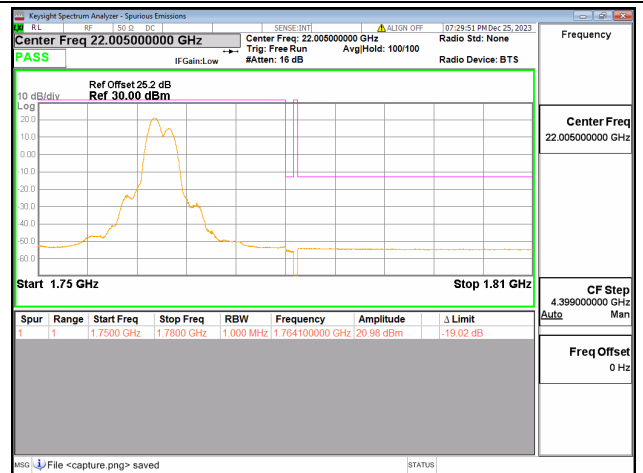
66C / 15+10MHz / High CH / QPSK / 1#74-1#0



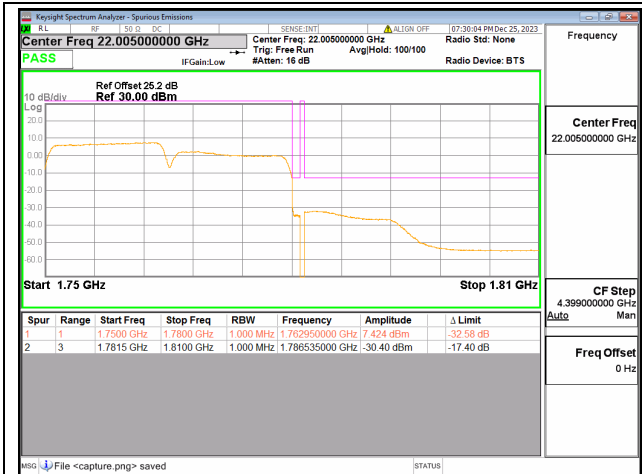
66C / 15+10MHz / High CH / QPSK / 75#0-50#0



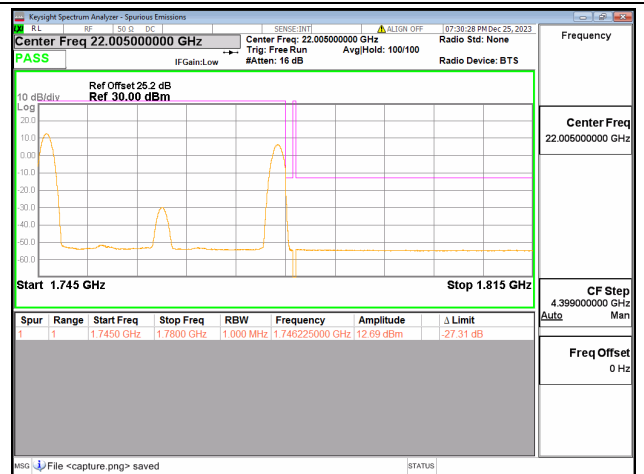
66C / 15+15MHz / High CH / QPSK / 1#0-1#74



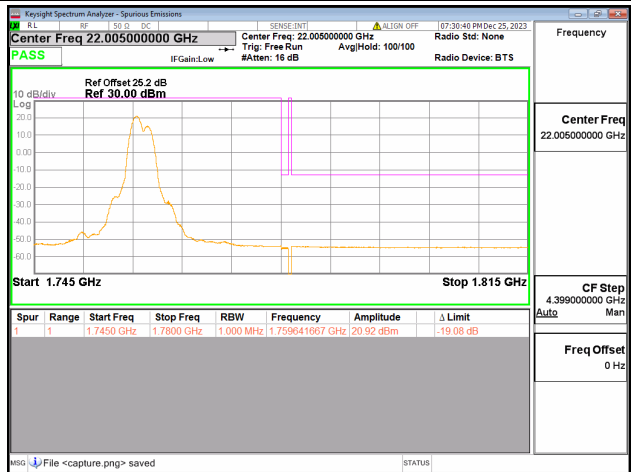
66C / 15+15MHz / High CH / QPSK / 1#74-1#0



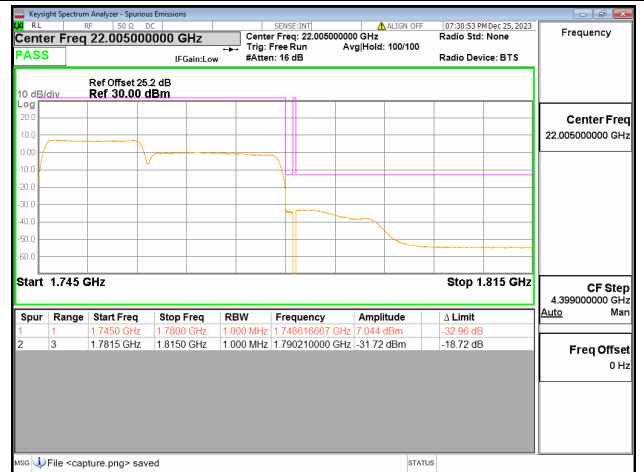
66C / 15+15MHz / High CH / QPSK / 75#0-75#0



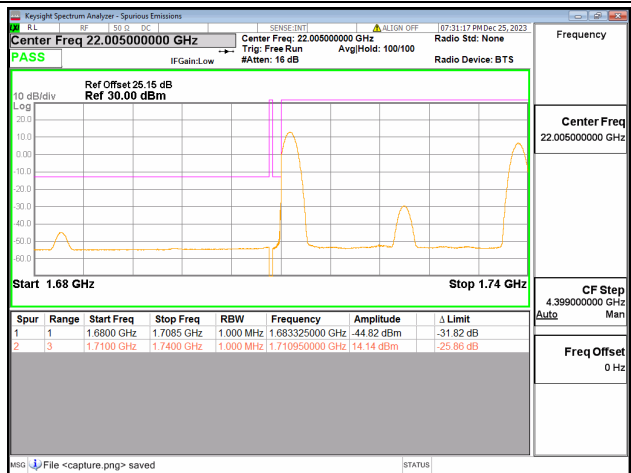
66C / 15+20MHz / High CH / QPSK / 1#0-1#99



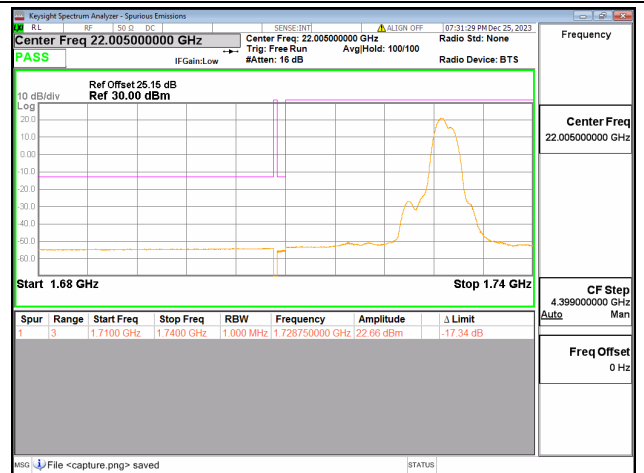
66C / 15+20MHz / High CH / QPSK / 1#74-1#0



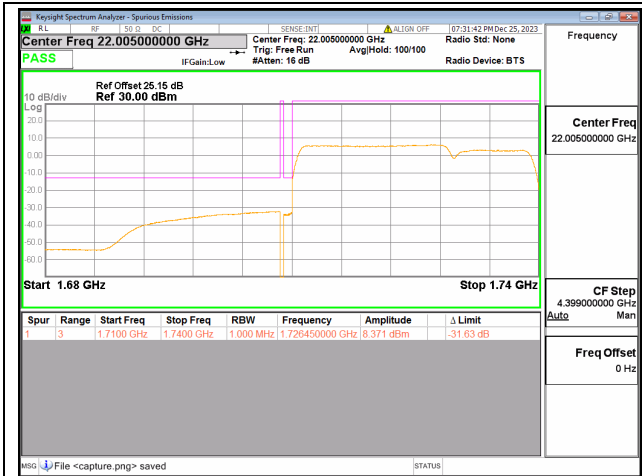
66C / 15+20MHz / High CH / QPSK / 75#0-100#0



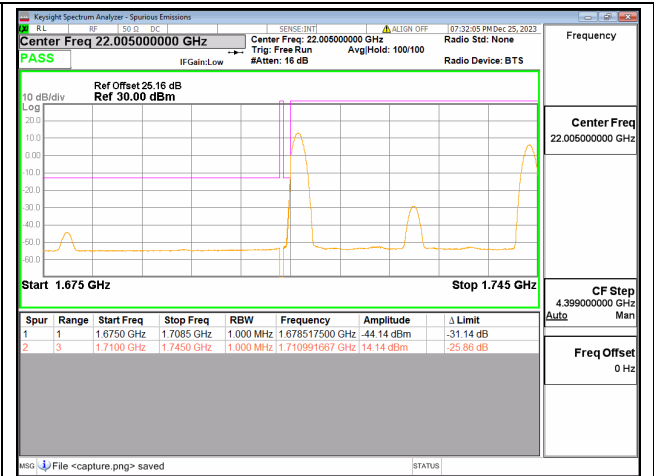
66C / 20+10MHz / Low CH / QPSK / 1#0-1#49



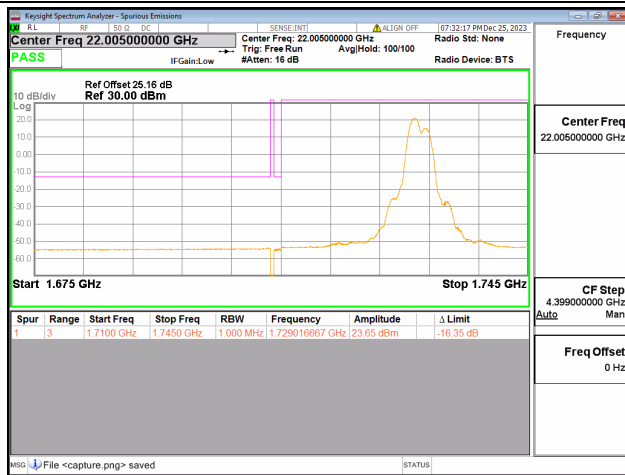
66C / 20+10MHz / Low CH / QPSK / 1#99-1#0



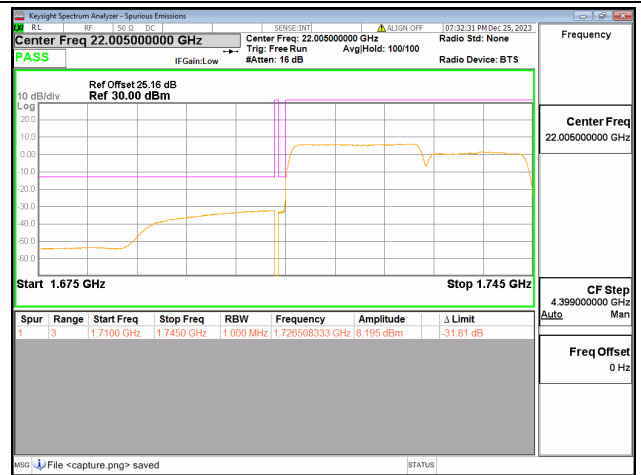
66C / 20+10MHz / Low CH / QPSK /
100#0-50#0



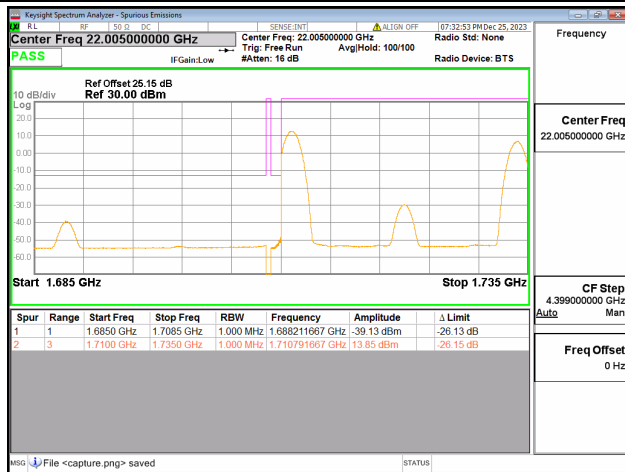
66C / 20+15MHz / Low CH / QPSK / 1#0-1#74



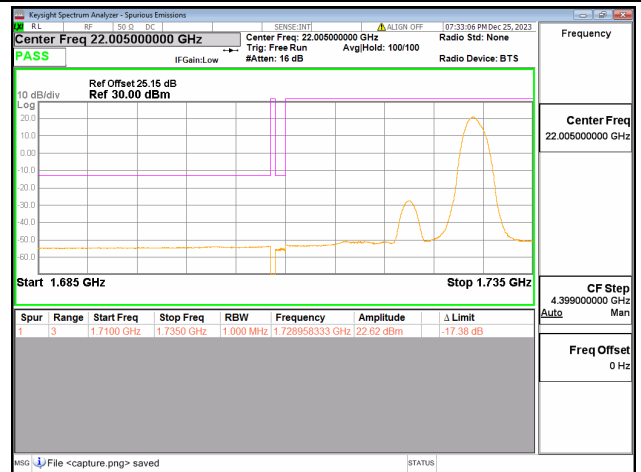
66C / 20+15MHz / Low CH / QPSK / 1#99-1#0



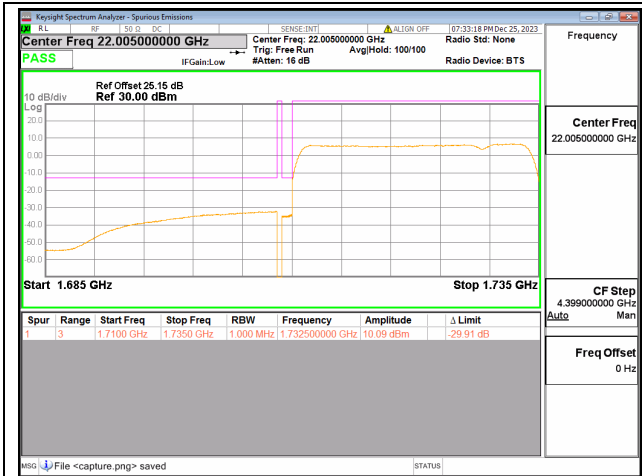
66C / 20+15MHz / Low CH / QPSK /
100#0-75#0



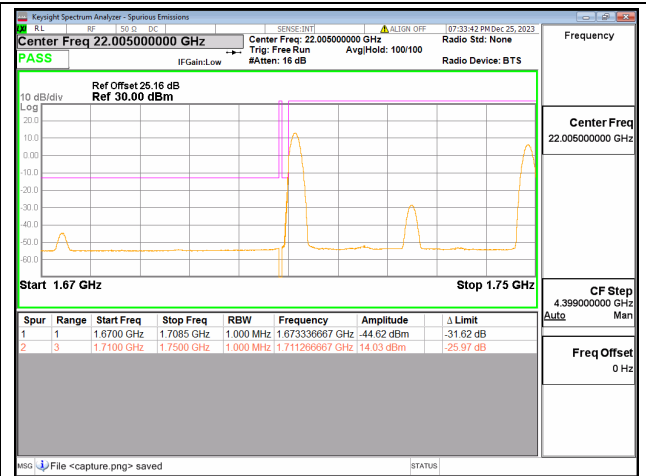
66C / 20+5MHz / Low CH / QPSK / 1#0-1#24



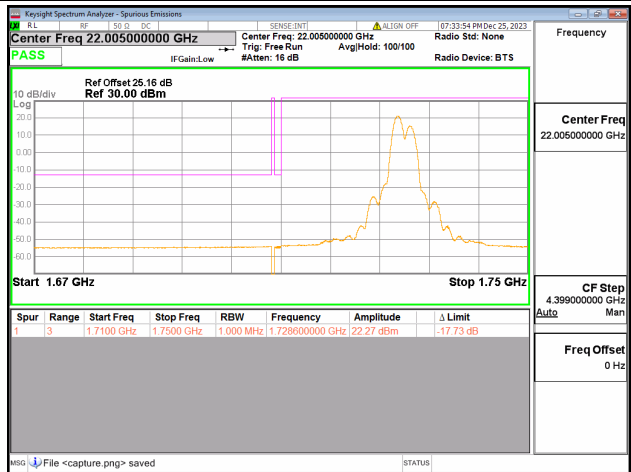
66C / 20+5MHz / Low CH / QPSK / 1#99-1#0



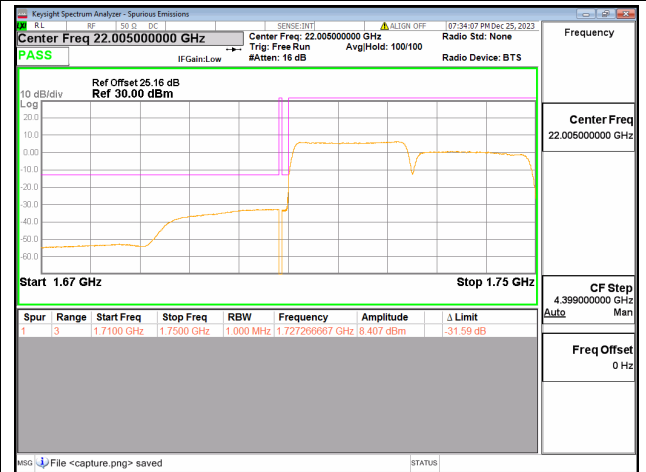
66C / 20+5MHz / Low CH / QPSK / 100#0-25#0



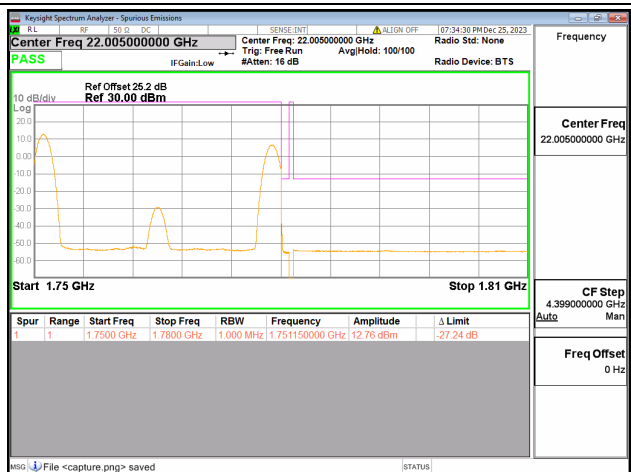
66C / 20+20MHz / Low CH / QPSK / 1#0-1#99



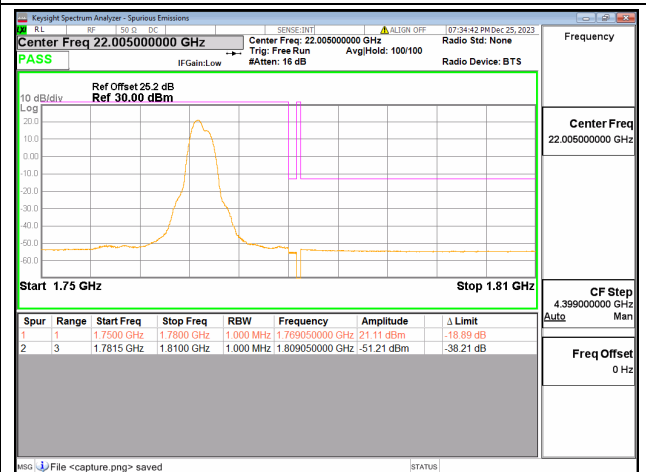
66C / 20+20MHz / Low CH / QPSK / 1#99-1#0



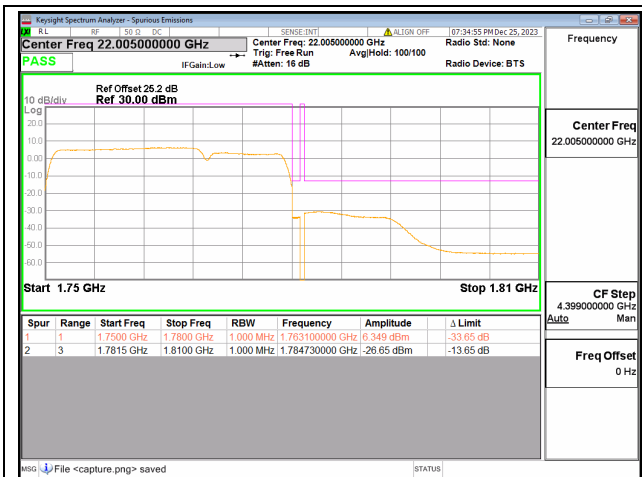
66C / 20+20MHz / Low CH / QPSK / 100#0-100#0



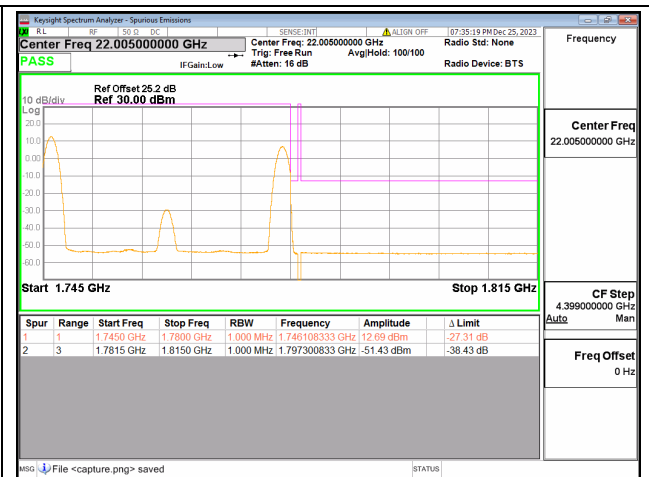
66C / 20+10MHz / High CH / QPSK / 1#0-1#49



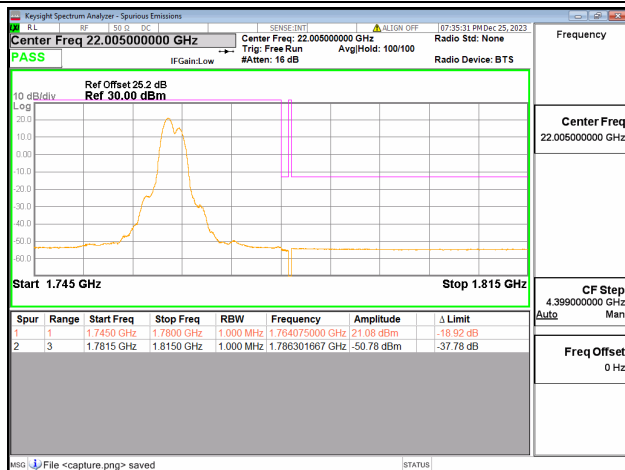
66C / 20+10MHz / High CH / QPSK / 1#99-1#0



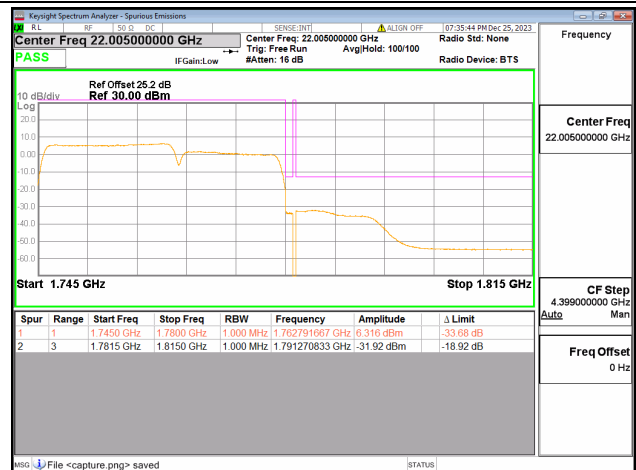
66C / 20+10MHz / High CH / QPSK / 100#0-50#0



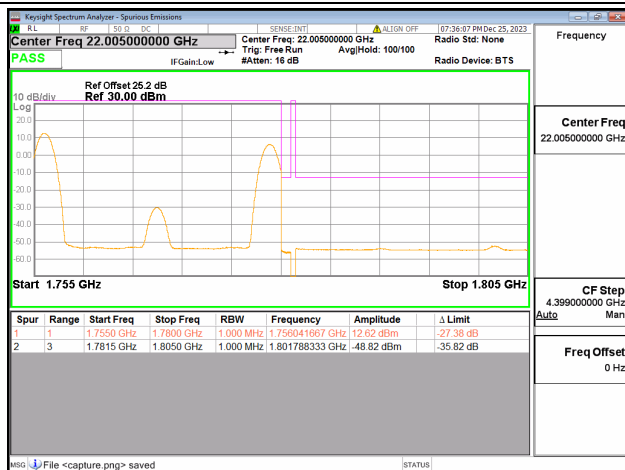
66C / 20+15MHz / High CH / QPSK / 1#0-1#74



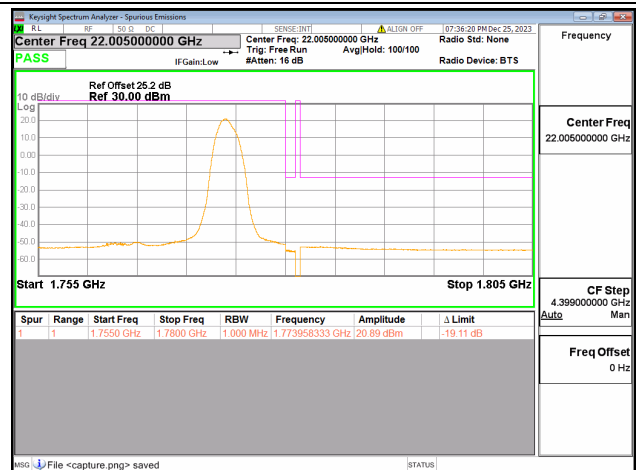
66C / 20+15MHz / High CH / QPSK / 1#99-1#0



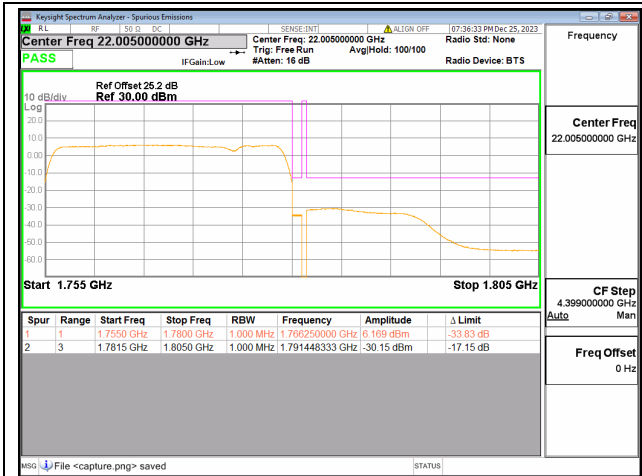
66C / 20+15MHz / High CH / QPSK / 100#0-75#0



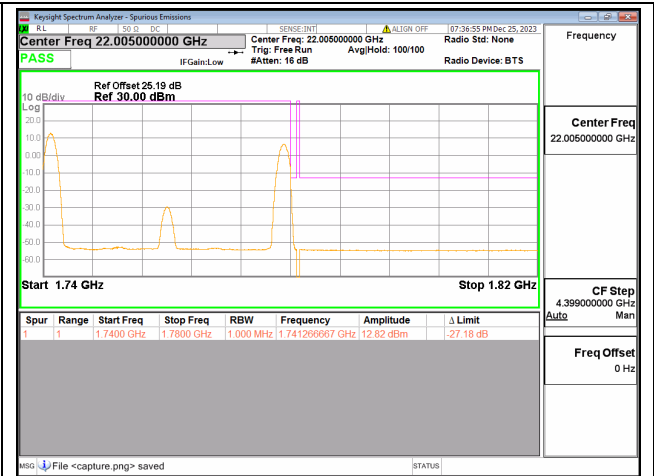
66C / 20+5MHz / High CH / QPSK / 1#0-1#24



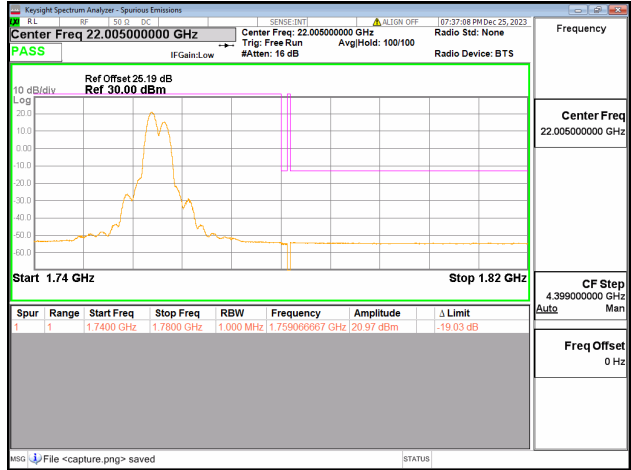
66C / 20+5MHz / High CH / QPSK / 1#99-1#0



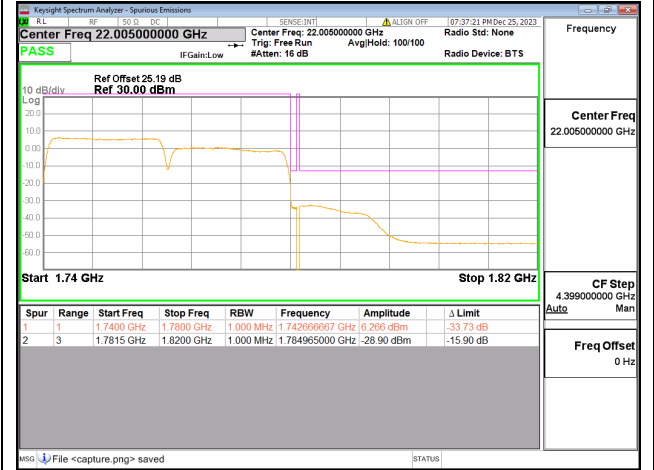
66C / 20+5MHz / High CH / QPSK / 100#0-25#0



66C / 20+20MHz / High CH / QPSK / 1#0-1#99



66C / 20+20MHz / High CH / QPSK / 1#99-1#0



66C / 20+20MHz / High CH / QPSK / 100#0-100#0



2.6. Radiated Spurious Emissions

2.6.1. Requirement

According to FCC section 2.1051, the power of any emission outside of the authorized operating frequency ranges must be attenuated below the transmitting power (P) by a factor of at least $43+10*\log(P)$ dB. This calculated to be -13dBm.

Additional requirement for LTE Band 2:

The power of any emission outside of the authorized operating frequency ranges must be attenuated below the transmitting power (P) by a factor of at least $43 + 10 \log(P)$ dB. This calculated to be -13dBm.

Additional requirement for LTE Band 4/66:

The power of any emission outside a licensee's frequency block shall be attenuated below the transmitter power (P) in watts by at least $43 + 10 \log_{10}(P)$ dB. This calculated to be -13dBm.

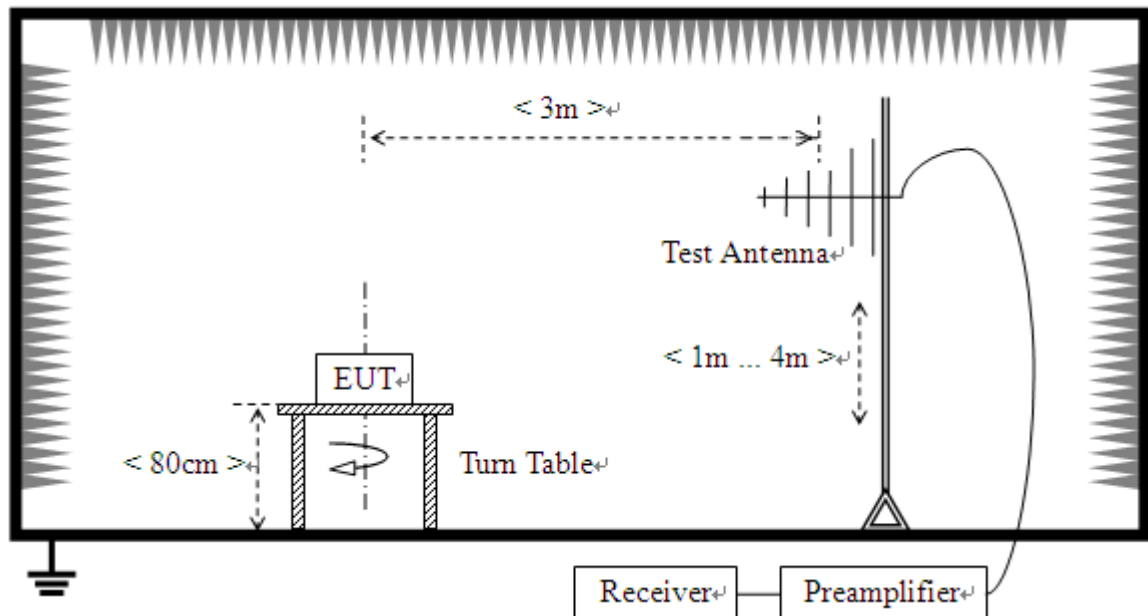
Additional requirement for LTE Band 5:

The power of any emission outside of the authorized operating frequency ranges must be attenuated below the transmitting power (P) by a factor of at least $43 + 10 \log(P)$ dB. This calculated to be -13dBm.

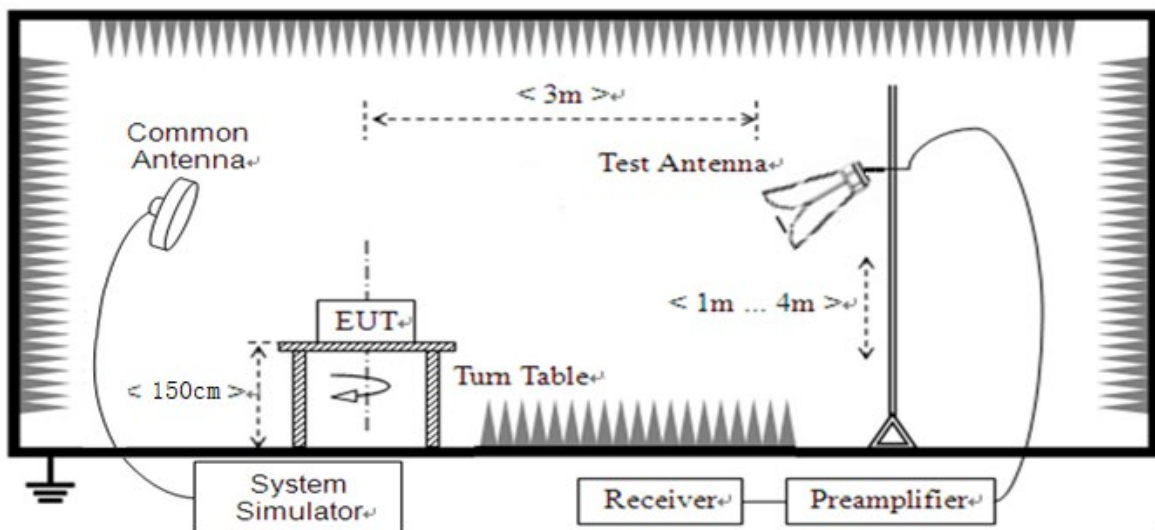
Additional requirement for LTE Band 13

According to FCC section 27.53(c)(2), any frequency outside the 776-788 MHz band, the power of any emission shall be attenuated outside the band below the transmitter power (P) by at least $43 + 10 \log(P)$ dB in a 100kHz bandwidth. However, in the 100 kHz bands immediately outside and adjacent to the frequency block, a resolution bandwidth of at least 30 kHz may be employed. This calculated to be -13dBm.

2.6.2. Test Description



(For the test frequency from 30MHz to 1GHz)



(For the test frequency above 1GHz)

The EUT is located in a 3m Full-Anechoic Chamber, the cable loss, air loss and so on of the site as factors are pre-calibrated using the "Substitution" method, and calculated to correct the reading.

A call is established between the EUT and the SS via a Common Antenna. The EUT is commanded by the SS to operate at the maximum and minimum output power, and only the test result of the maximum output power was recorded.

In the frequency range above 30MHz, Bi-Log Test Antenna (30MHz to 1GHz) and Horn Test



Antenna (above 1GHz) are used. Test Antenna is 3m away from the EUT. Test Antenna height is varied from 1m to 4m above the ground and the Turn Table is actuated to turn from 0° to 360° to determine the maximum value of the radiated power. The emission levels at both horizontal and vertical polarizations should be tested. The Filters consists of Notch Filters and High Pass Filter.

Note: When doing measurements above 1GHz, the EUT has been within the 3dB cone width of the horn antenna during horizontal antenna.

2.6.3. Test Procedure

KDB 971168 D01v03 Section 5.8 and ANSI/TIA-603-E-2016.

For measurements below 1GHz the resolution bandwidth is set to 100kHz for peak detection measurements.

For measurements above 1GHz (exclude 1559-1610 MHz) the resolution bandwidth is set to 1MHz, the video bandwidths set to 3MHz for peak measurements.

2.6.4. Test Result

The measurement frequency range is from 30MHz to the 10th harmonic of the fundamental frequency. The Turn Table is actuated to turn from 0° to 360°, and both horizontal and vertical polarizations of the Test Antenna are used to find the maximum radiated power. The lowest, middle and highest channels are tested to verify the out of band emissions.

The substitution corrections are obtained as described below:

$$A_{\text{SUBST}} = P_{\text{SUBST_TX}} - P_{\text{SUBST_RX}} - L_{\text{SUBST_CABLES}} + G_{\text{SUBST_TX_ANT}}$$

$$A_{\text{TOT}} = L_{\text{CABLES}} + A_{\text{SUBST}}$$

Where A_{SUBST} is the final substitution correction including receive antenna gain.

$P_{\text{SUBST_TX}}$ is signal generator level,

$P_{\text{SUBST_RX}}$ is receiver level,

$L_{\text{SUBST_CABLES}}$ is cable losses including TX cable,

$G_{\text{SUBST_TX_ANT}}$ is substitution antenna gain.

A_{TOT} is total correction factor including cable loss and substitution correction

During the test, the data of A_{TOT} was added in the test spectrum analyze, so spectrum analyze reading is the final values which contain the data of A_{TOT} .

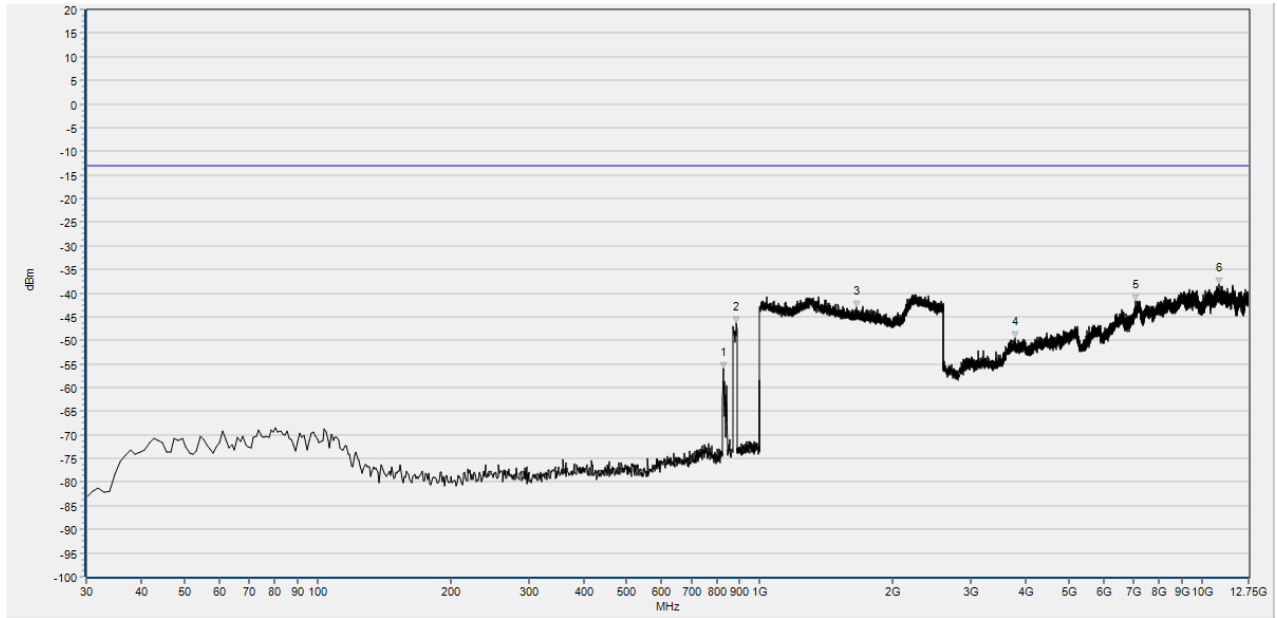
Note1: The power of the EUT transmitting frequency should be ignored.

Note2: All Spurious Emission tests were performed in X, Y, Z axis direction. And only the worst axis test condition was recorded in this test report.

Note3: All bandwidth and modulation were considered and evaluated respectively by performing full test for each band; only the worst cases (Max Bandwidth and QPSK mode) were recorded in this test report.

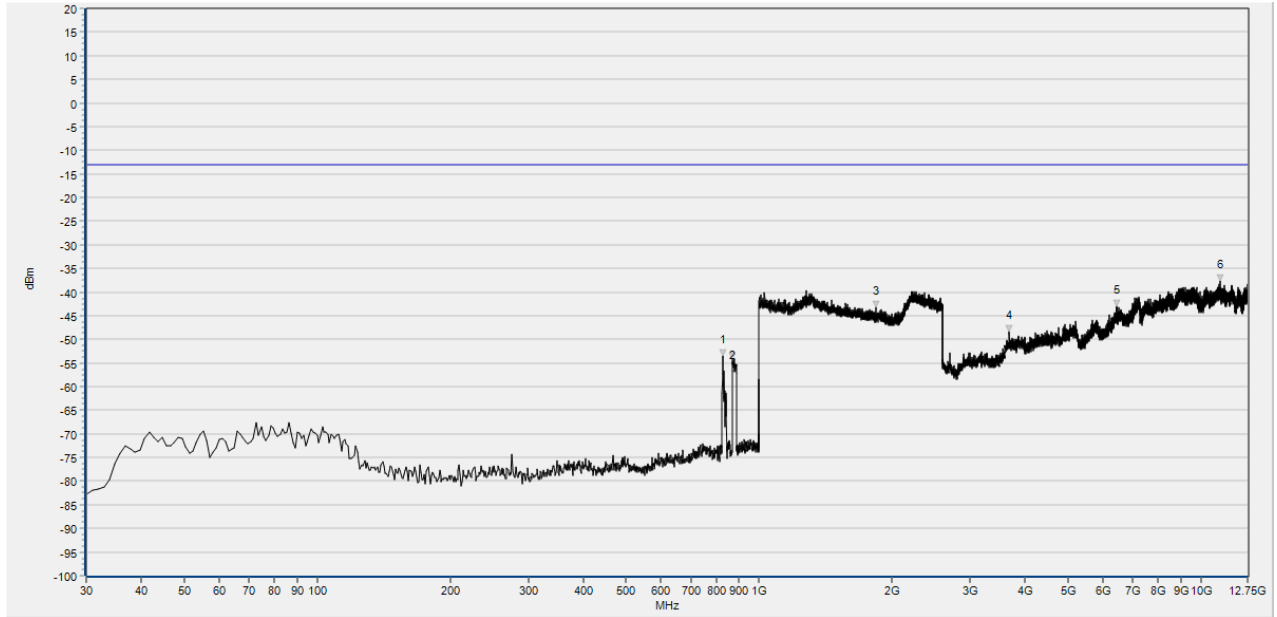


Note 4: N/A means the frequency is the basic frequency or the base station frequency; they are no need to verdict.



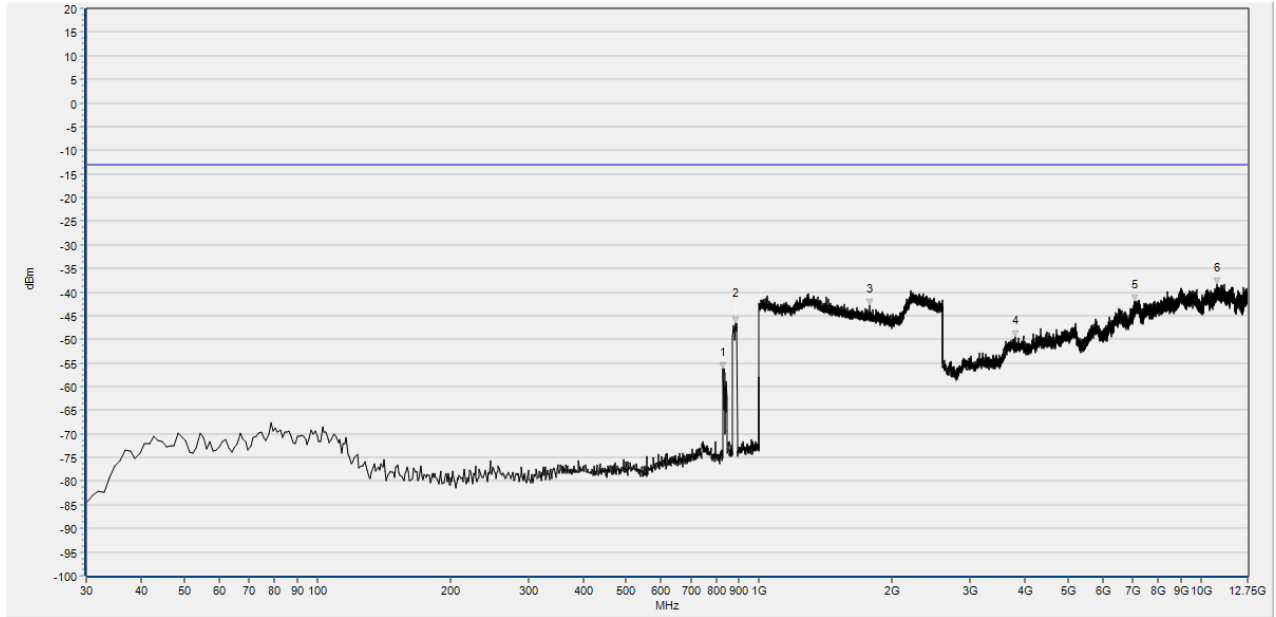
Num	Freq(MHz)	PK	limit PK	Degree	Antenna	Verdict
1	827.340	-55.87	-13.00	360.0	H	NA
2	886.510	-46.36	-13.00	360.0	H	NA
3	1658.183	-43.07	-13.00	284.5	H	PASS
4	3781.306	-49.49	-13.00	174.9	H	PASS
5	7077.887	-41.64	-13.00	104.7	H	PASS
6	10957.738	-38.04	-13.00	218.9	H	PASS

5B QPSK 1RB Low 2450+2549 10M H



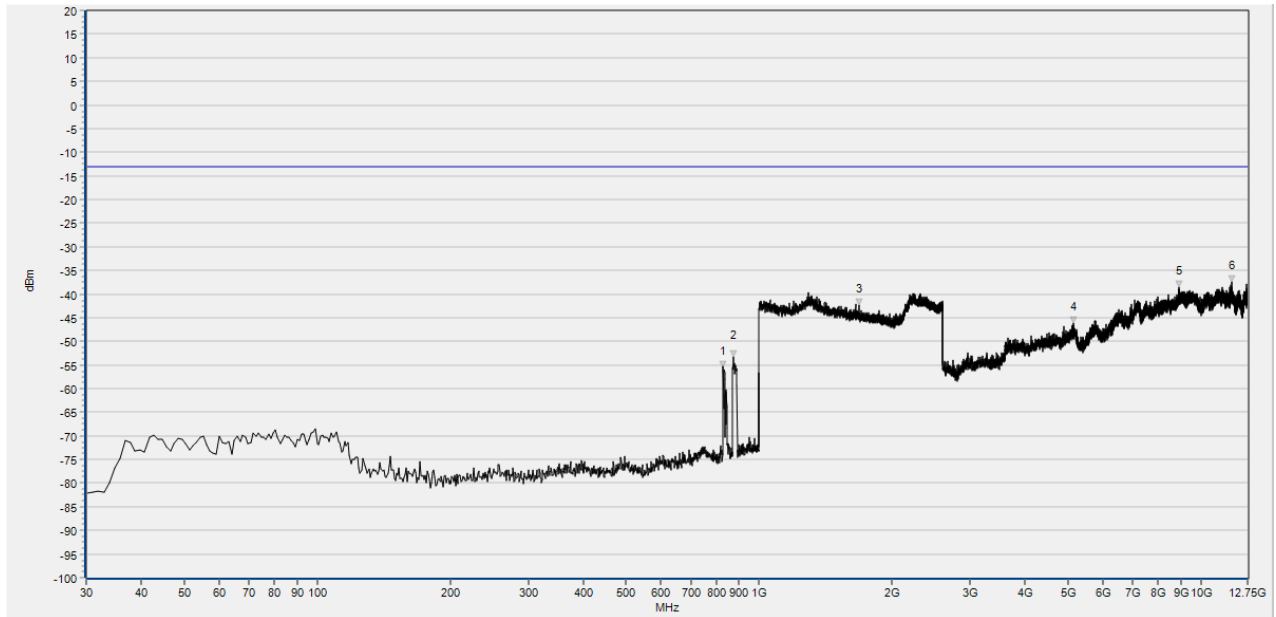
Num	Freq(MHz)	PK	limit PK	Degree	Antenna	Verdict
1	828.310	-53.46	-13.00	0.0	V	NA
2	870.020	-54.18	-13.00	0.0	V	NA
3	1840.656	-43.32	-13.00	271.2	V	PASS
4	3683.479	-48.38	-13.00	235.1	V	PASS
5	6437.398	-42.96	-13.00	333.9	V	PASS
6	11037.107	-37.68	-13.00	252.6	V	PASS

5B QPSK 1RB Low 2450+2549 10M V



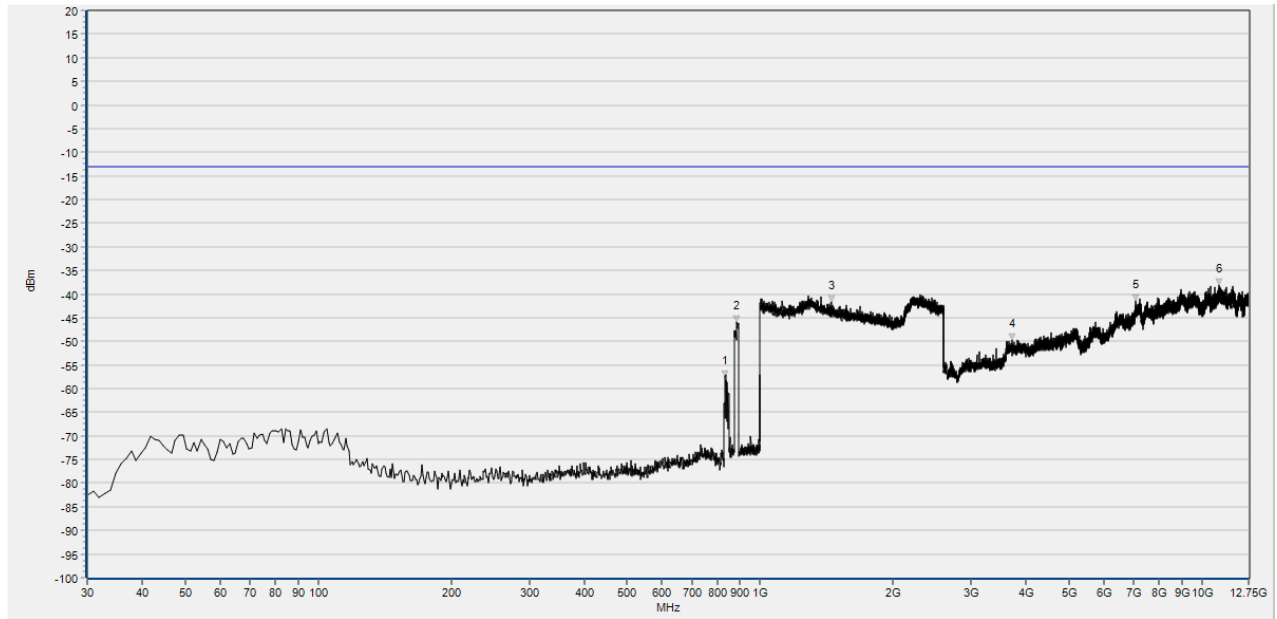
Num	Freq(MHz)	PK	limit PK	Degree	Antenna	Verdict
1	827.340	-56.29	-13.00	360.0	H	NA
2	883.600	-46.58	-13.00	360.0	H	NA
3	1782.393	-42.75	-13.00	17.5	H	PASS
4	3792.380	-49.48	-13.00	354.9	H	PASS
5	7085.270	-41.86	-13.00	354.9	H	PASS
6	10863.602	-38.41	-13.00	35.0	H	PASS

5B QPSK 1RB Mid 2476+2575 10M H



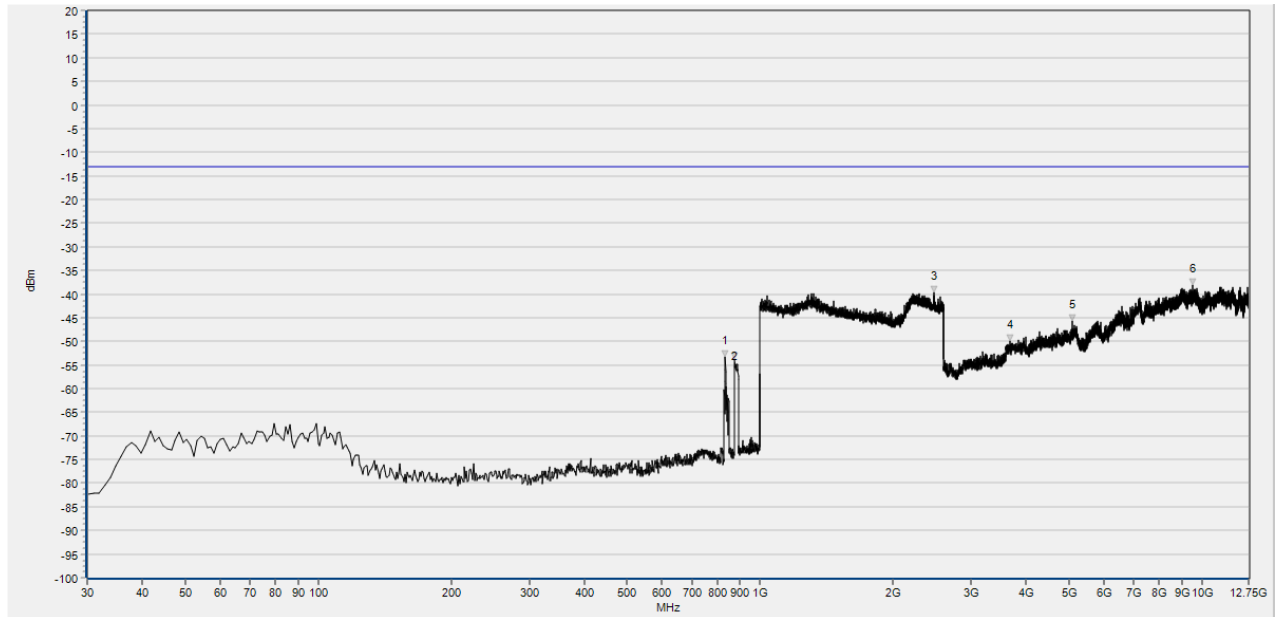
Num	Freq(MHz)	PK	limit PK	Degree	Antenna	Verdict
1	827.340	-55.60	-13.00	0.0	V	NA
2	873.900	-53.38	-13.00	0.0	V	NA
3	1686.995	-42.42	-13.00	270.0	V	PASS
4	5150.882	-46.17	-13.00	105.8	V	PASS
5	8934.752	-38.55	-13.00	123.3	V	PASS
6	11738.507	-37.46	-13.00	70.2	V	PASS

5B QPSK 1RB Mid 2476+2575 10M V



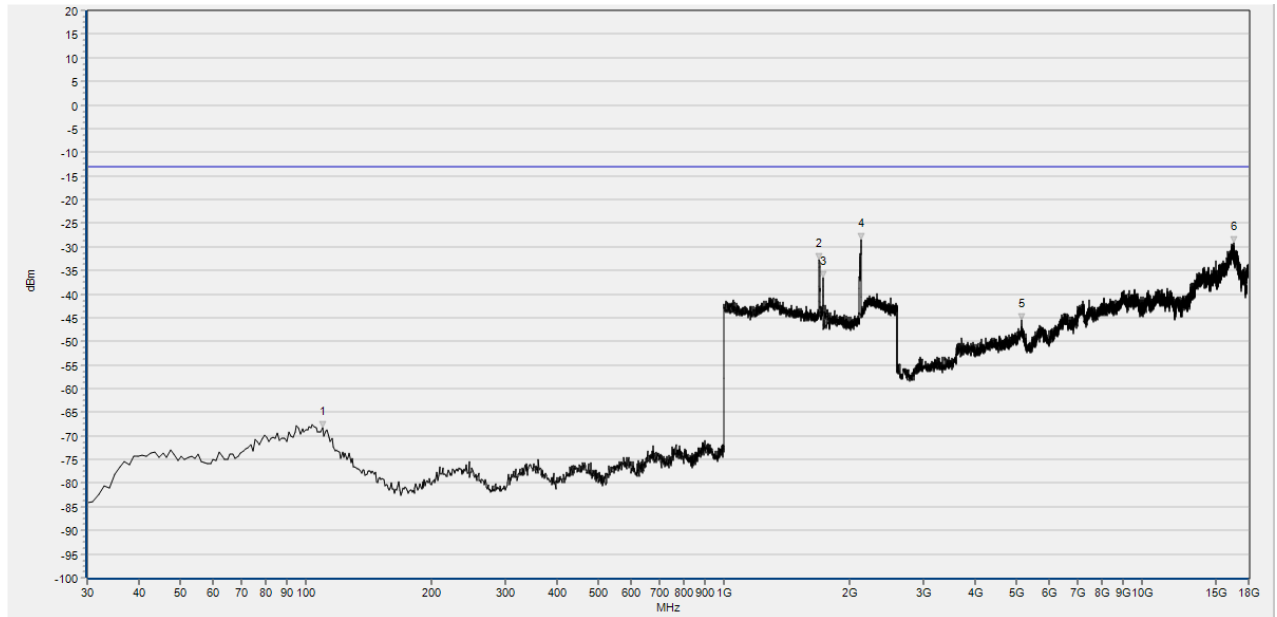
Num	Freq(MHz)	PK	limit PK	Degree	Antenna	Verdict
1	833.160	-57.57	-13.00	360.0	H	NA
2	886.510	-45.88	-13.00	360.0	H	NA
3	1447.539	-41.66	-13.00	303.5	H	PASS
4	3718.549	-49.64	-13.00	262.4	H	PASS
5	7077.887	-41.41	-13.00	183.3	H	PASS
6	10928.205	-38.21	-13.00	139.8	H	PASS

5B QPSK 1RB High 2501+2600 10M H



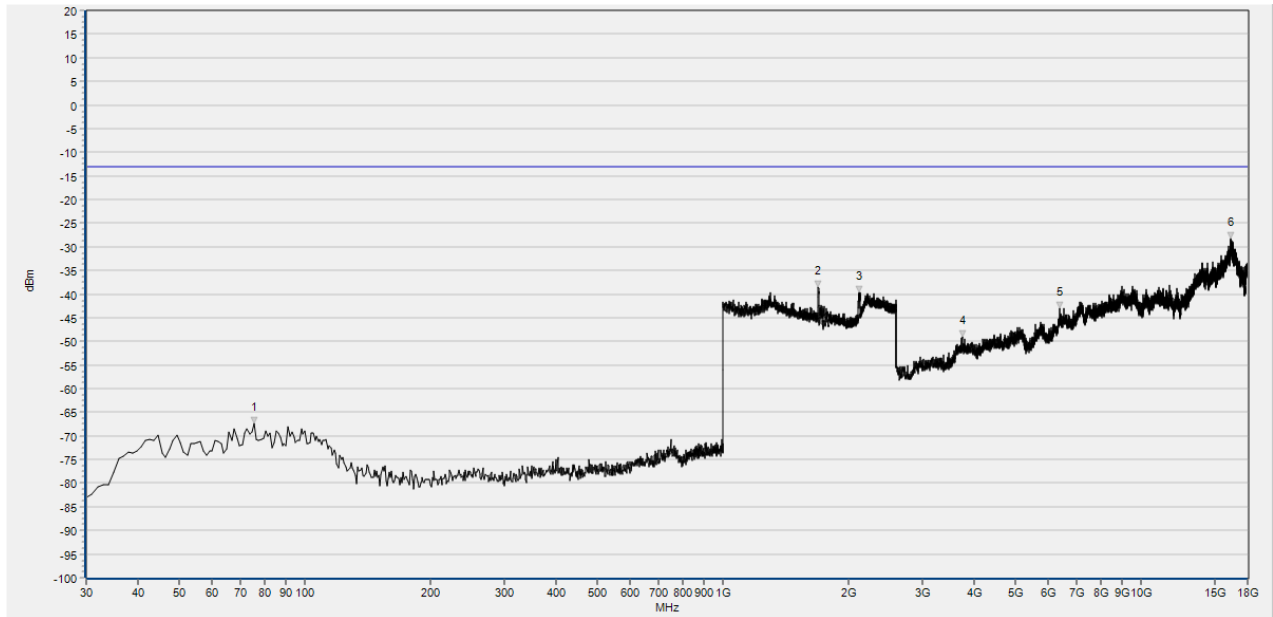
Num	Freq(MHz)	PK	limit PK	Degree	Antenna	Verdict
1	834.130	-53.20	-13.00	0.0	V	NA
2	875.840	-53.81	-13.00	0.0	V	NA
3	2477.711	-39.61	-13.00	69.4	V	PASS
4	3672.404	-50.02	-13.00	0.0	V	PASS
5	5097.354	-45.80	-13.00	167.1	V	PASS
6	9549.400	-38.10	-13.00	267.2	V	PASS

5B QPSK 1RB High 2501+2600 10M V



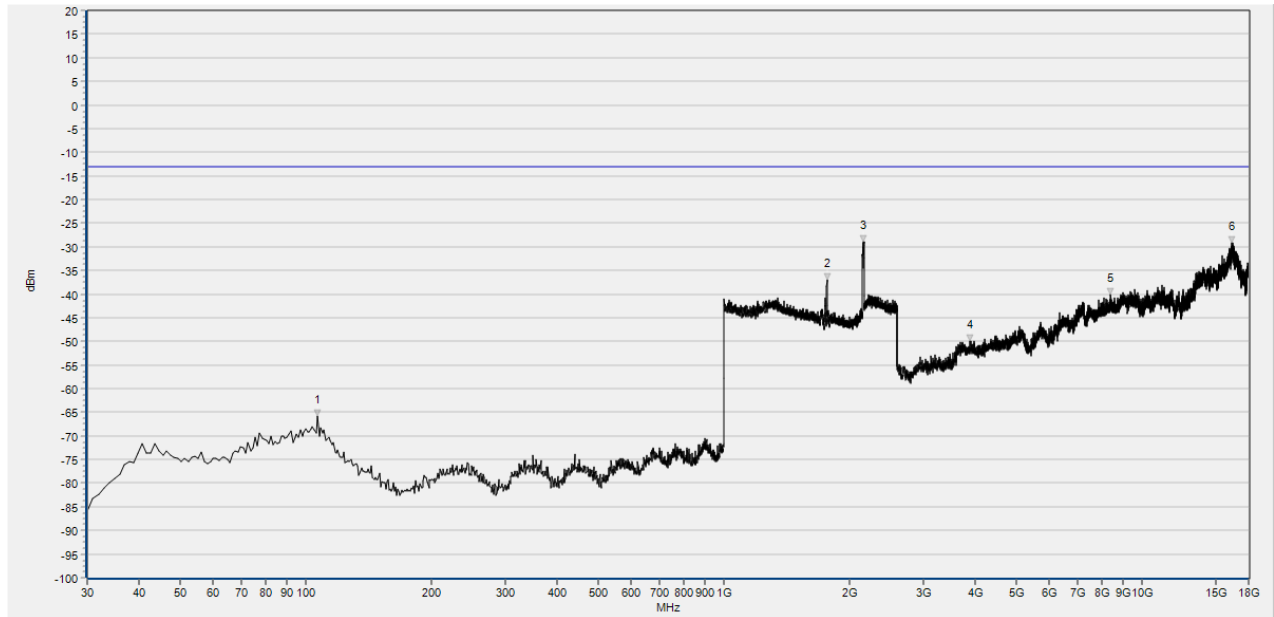
Num	Freq(MHz)	PK	limit PK	Degree	Antenna	Verdict
1	109.620	-68.27	-13.00	360.0	H	PASS
2	1692.346	-32.82	-13.00	233.4	H	NA
3	1728.364	-36.63	-13.00	221.5	H	NA
4	2127.764	-28.39	-13.00	166.4	H	NA
5	5149.125	-45.44	-13.00	201.8	H	PASS
6	16577.830	-29.07	-13.00	64.4	H	PASS

66B QPSK 1RB Low 66486+66585 10M H



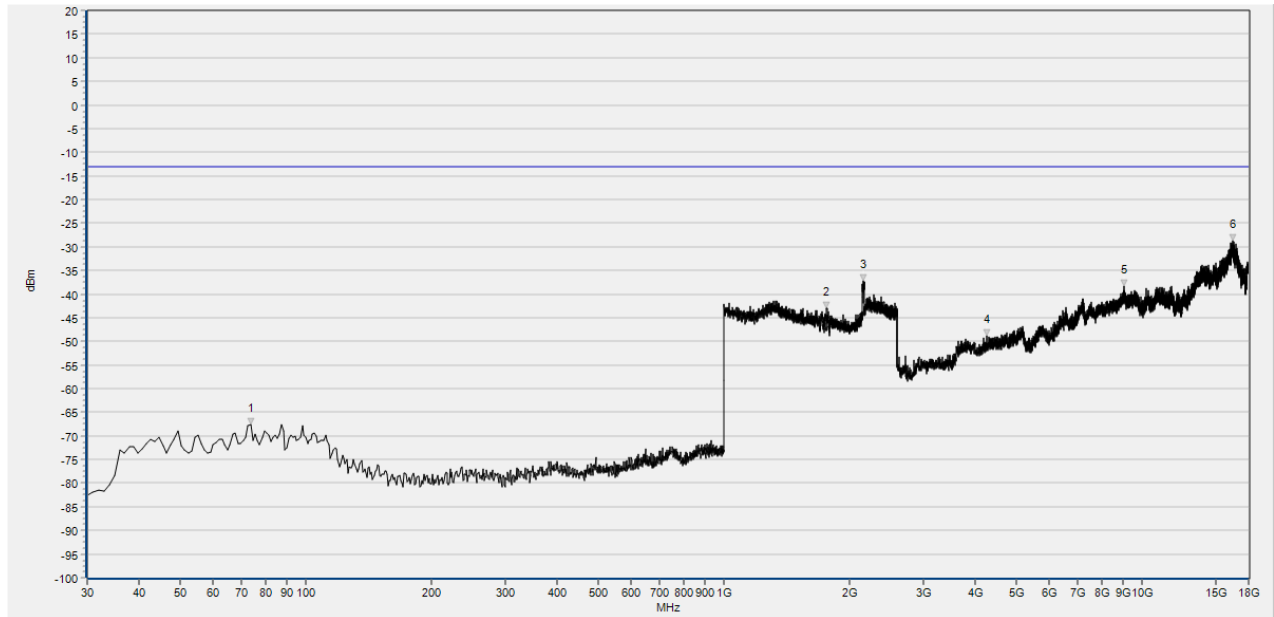
Num	Freq(MHz)	PK	limit PK	Degree	Antenna	Verdict
1	75.636	-67.47	-13.00	360.0	V	PASS
2	1691.546	-38.59	-13.00	40.4	V	NA
3	2122.161	-39.56	-13.00	337.2	V	NA
4	3734.656	-49.05	-13.00	313.7	V	PASS
5	6383.897	-42.96	-13.00	191.0	V	PASS
6	16398.133	-28.25	-13.00	354.2	V	PASS

66B QPSK 1RB Low 66486+66585 10M V



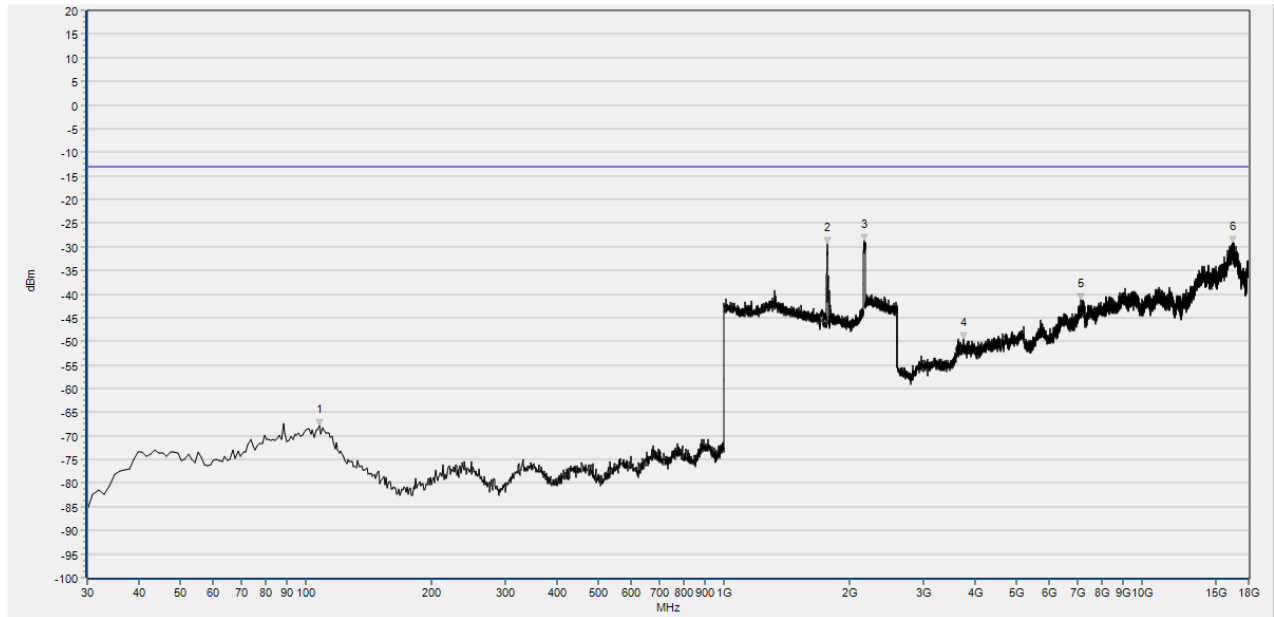
Num	Freq(MHz)	PK	limit PK	Degree	Antenna	Verdict
1	106.707	-65.91	-13.00	360.0	H	PASS
2	1764.382	-36.97	-13.00	221.5	H	NA
3	2159.780	-29.03	-13.00	80.8	H	NA
4	3873.279	-49.87	-13.00	331.1	H	PASS
5	8424.737	-40.14	-13.00	302.8	H	PASS
6	16408.401	-29.13	-13.00	2.2	H	PASS

66B QPSK 1RB Mid 66837+66936 10M H



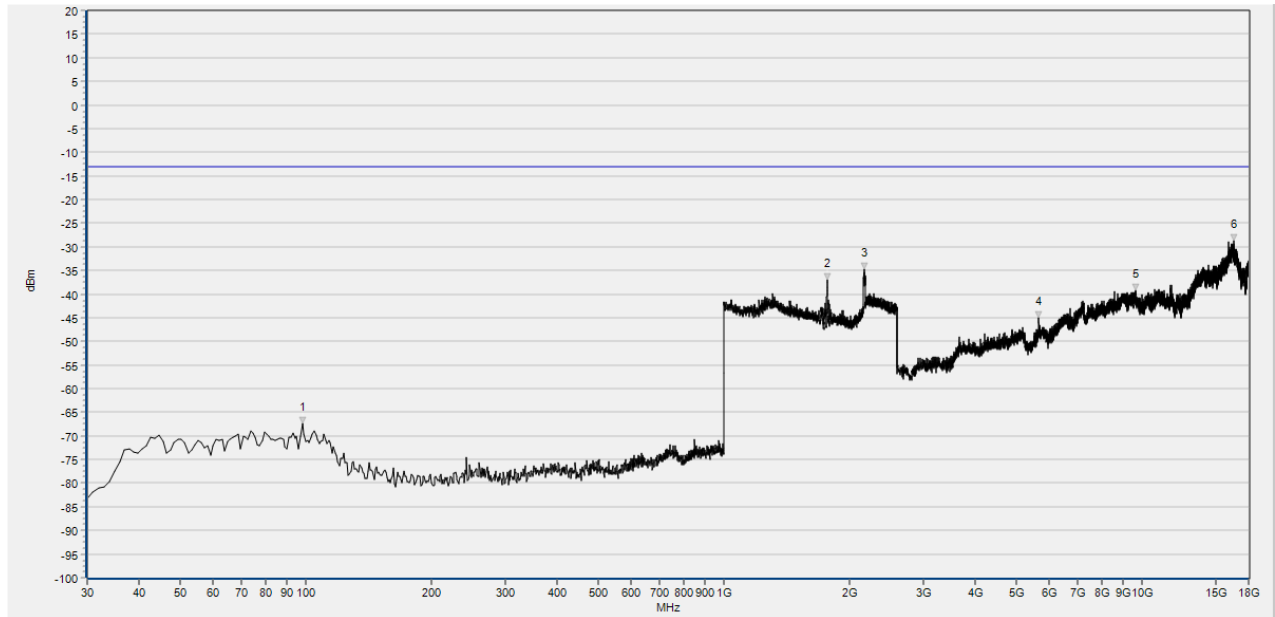
Num	Freq(MHz)	PK	limit PK	Degree	Antenna	Verdict
1	73.694	-67.68	-13.00	0.0	V	PASS
2	1762.781	-42.96	-13.00	0.0	V	NA
3	2156.578	-37.14	-13.00	0.0	V	NA
4	4258.343	-48.75	-13.00	140.0	V	PASS
5	9063.944	-38.40	-13.00	154.1	V	PASS
6	16539.323	-28.72	-13.00	340.1	V	PASS

66B QPSK 1RB Mid 66837+66936 10M V



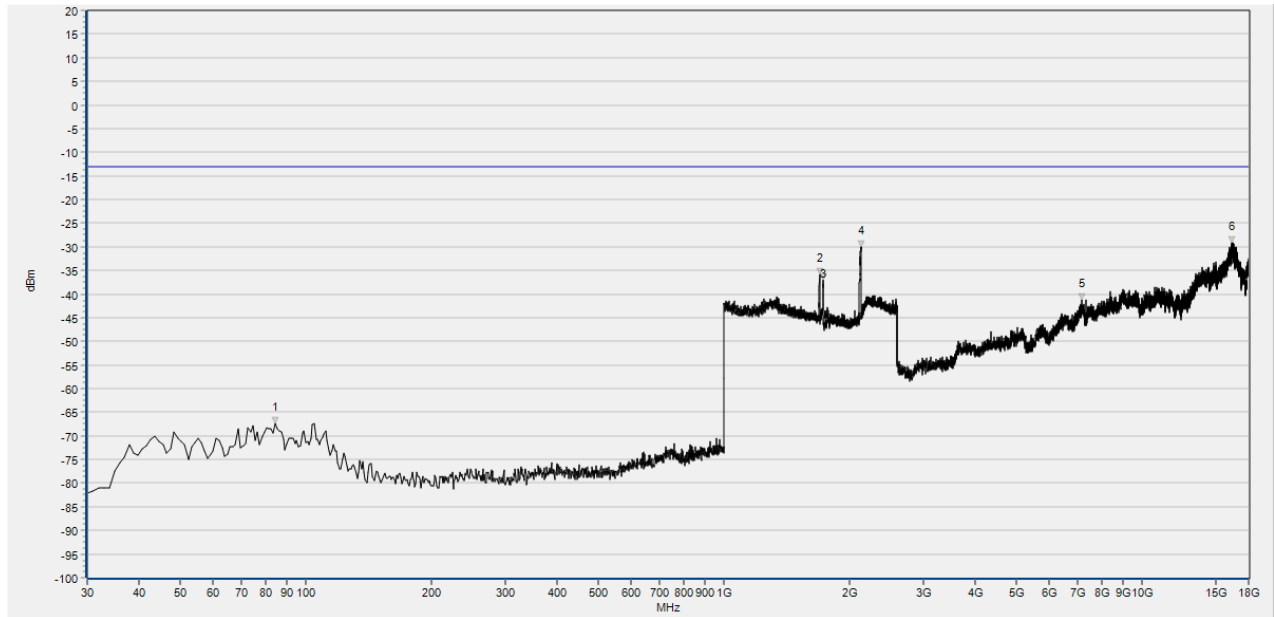
Num	Freq(MHz)	PK	limit PK	Degree	Antenna	Verdict
1	107.678	-67.86	-13.00	360.0	H	PASS
2	1767.584	-29.40	-13.00	214.8	H	NA
3	2166.183	-28.82	-13.00	80.5	H	NA
4	3747.491	-49.44	-13.00	148.6	H	PASS
5	7151.459	-41.24	-13.00	23.9	H	PASS
6	16518.786	-29.08	-13.00	354.5	H	PASS

66B QPSK 1RB High 66987+67086 10M H



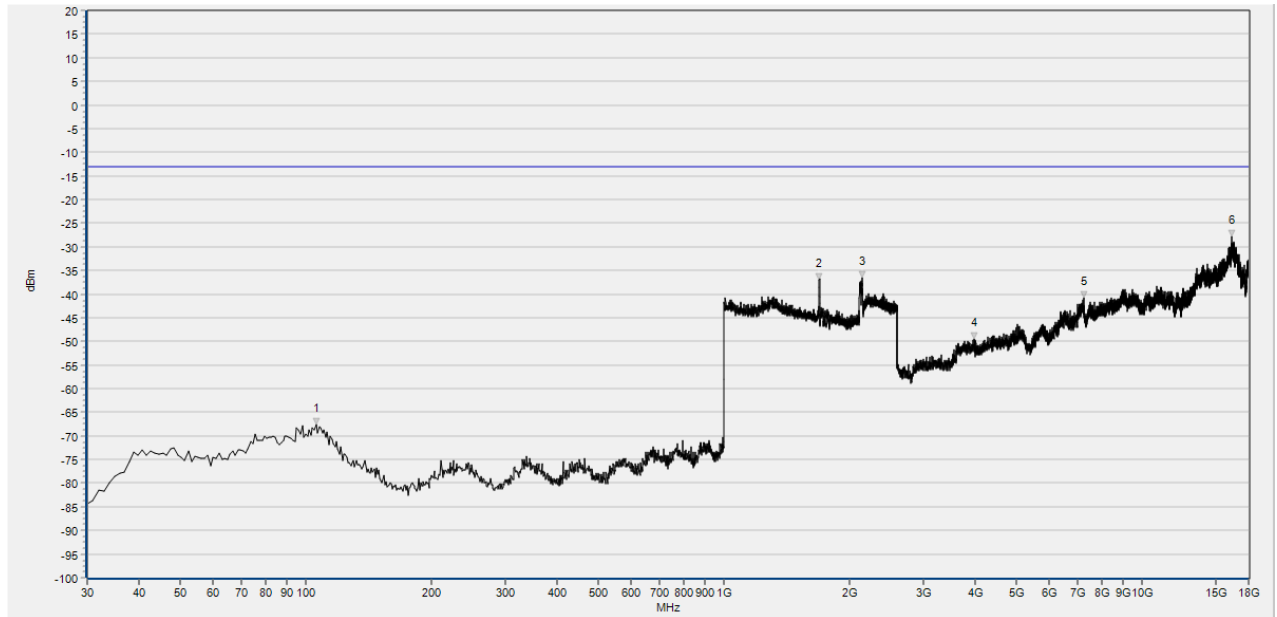
Num	Freq(MHz)	PK	limit PK	Degree	Antenna	Verdict
1	97.968	-67.35	-13.00	360.0	V	PASS
2	1765.183	-36.89	-13.00	48.8	V	NA
3	2166.183	-34.71	-13.00	356.6	V	NA
4	5670.245	-45.14	-13.00	121.0	V	PASS
5	9633.839	-39.27	-13.00	176.5	V	PASS
6	16572.695	-28.80	-13.00	93.9	V	PASS

66B QPSK 1RB High 66987+67086 10M V



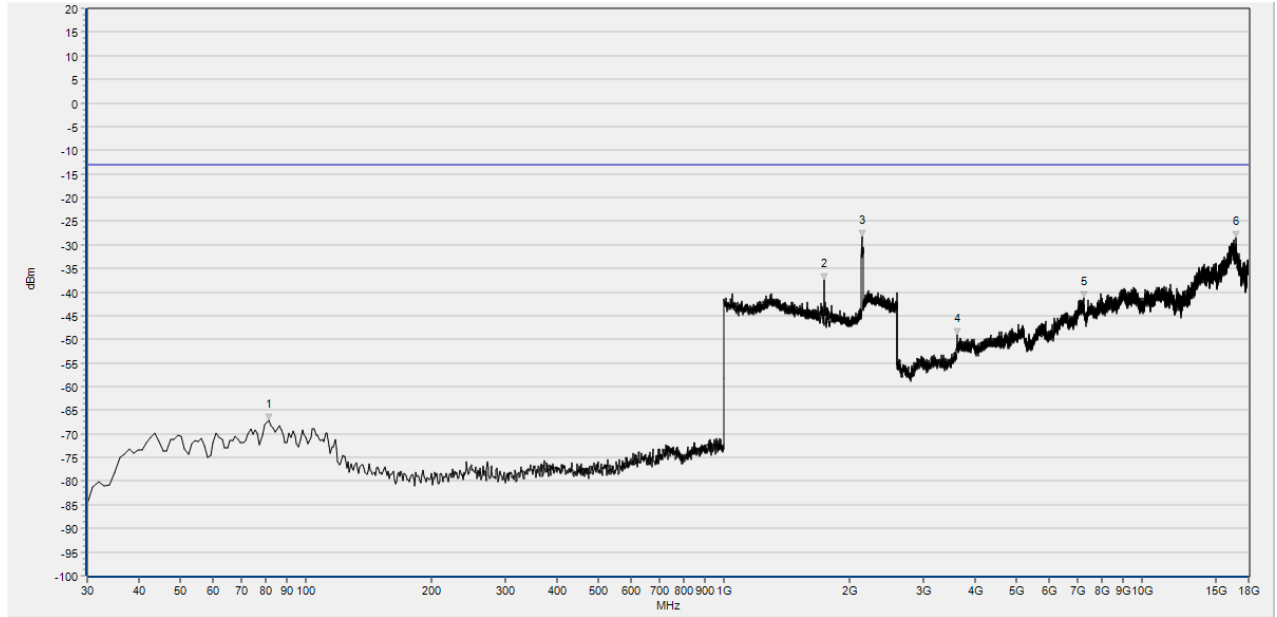
Num	Freq(MHz)	PK	limit PK	Degree	Antenna	Verdict
1	84.374	-67.37	-13.00	360.0	H	PASS
2	1693.947	-35.76	-13.00	203.2	H	NA
3	1727.564	-37.00	-13.00	142.2	H	NA
4	2126.163	-30.04	-13.00	57.0	H	NA
5	7195.099	-41.34	-13.00	287.3	H	PASS
6	16387.865	-29.15	-13.00	51.1	H	PASS

66C 20M QPSK 1RB Low 66536+66734 H



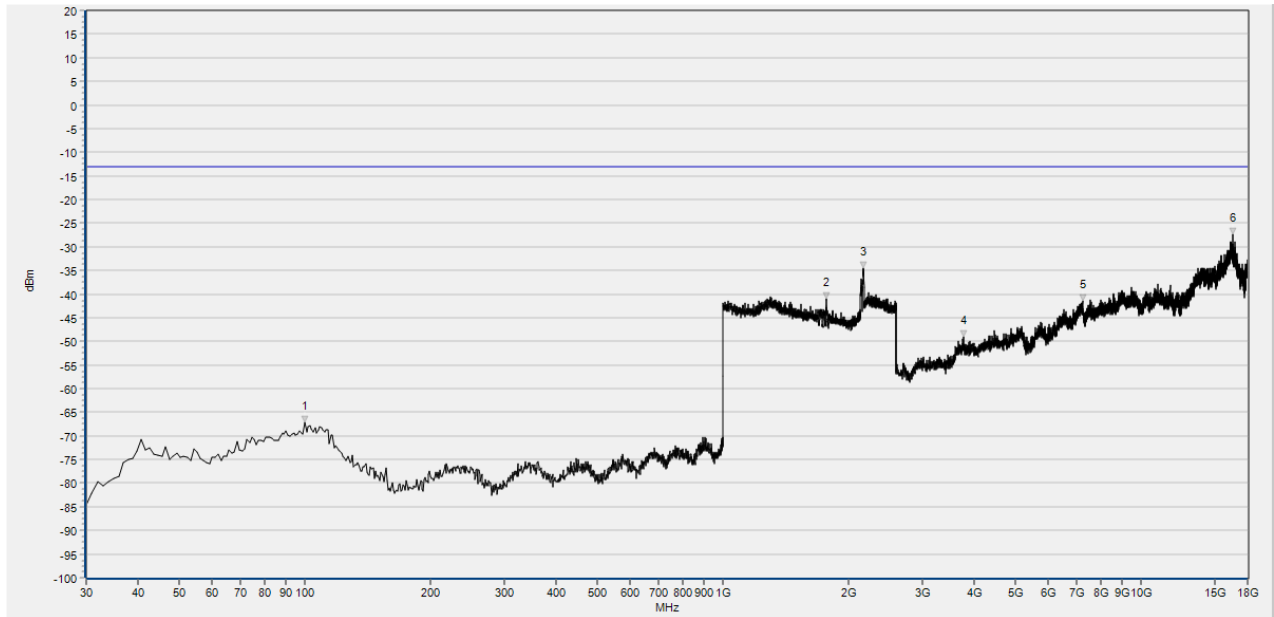
Num	Freq(MHz)	PK	limit PK	Degree	Antenna	Verdict
1	105.736	-67.56	-13.00	0.0	V	PASS
2	1692.346	-36.89	-13.00	18.3	V	NA
3	2139.770	-36.51	-13.00	164.2	V	NA
4	3978.530	-49.53	-13.00	27.5	V	PASS
5	7249.008	-40.88	-13.00	209.2	V	PASS
6	16392.999	-27.78	-13.00	357.8	V	PASS

66C 20M QPSK 1RB Low 66536+66734 V



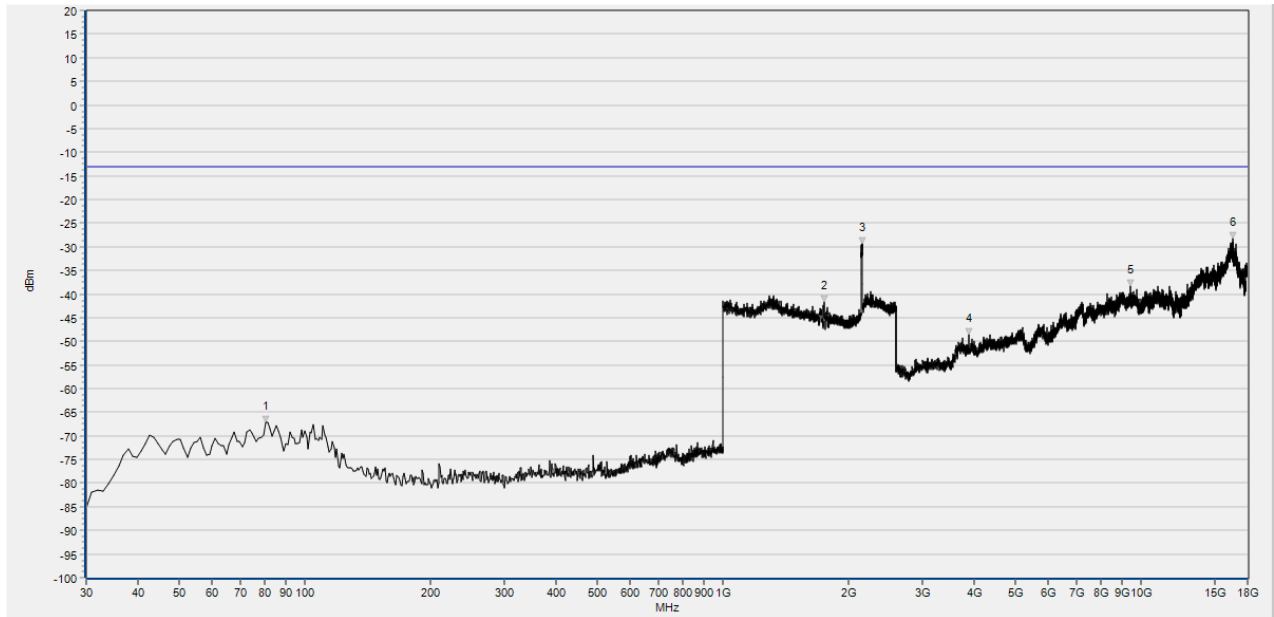
Num	Freq(MHz)	PK	limit PK	Degree	Antenna	Verdict
1	81.461	-67.11	-13.00	360.0	H	PASS
2	1737.169	-37.40	-13.00	230.8	H	NA
3	2136.568	-28.17	-13.00	17.5	H	NA
4	3616.569	-49.06	-13.00	2.2	H	PASS
5	7246.441	-41.29	-13.00	360.0	H	PASS
6	16778.063	-28.49	-13.00	13.8	H	PASS

66C 20M QPSK 1RB Mid 66787+66985 H



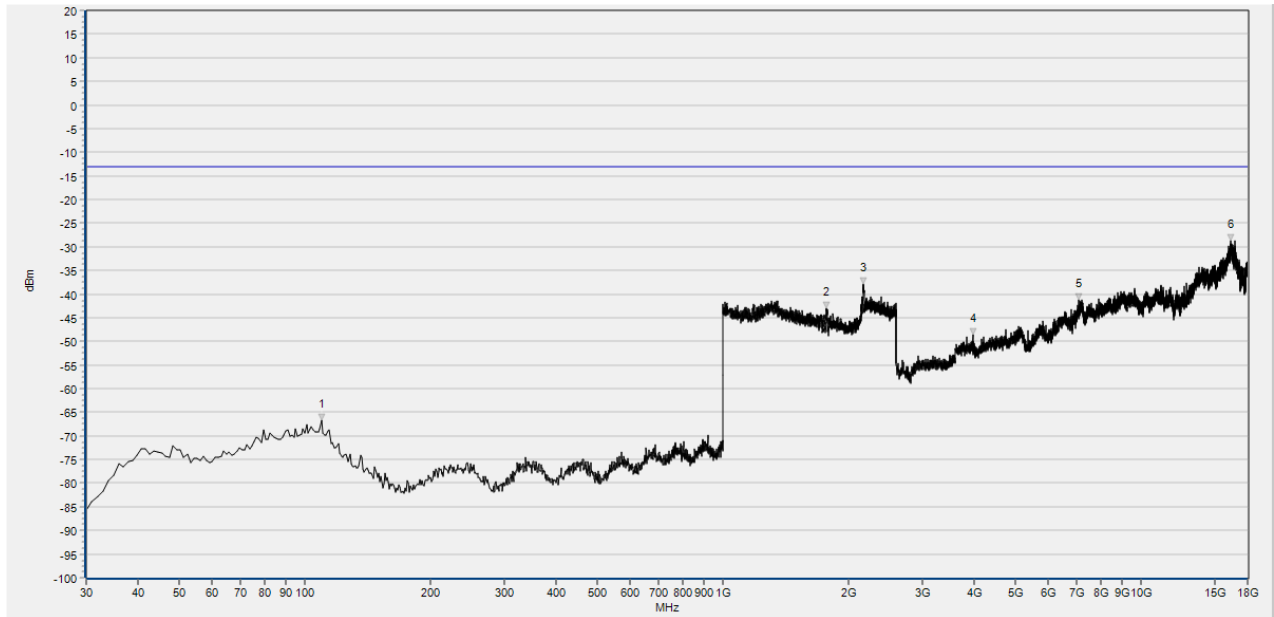
Num	Freq(MHz)	PK	limit PK	Degree	Antenna	Verdict
1	99.910	-67.09	-13.00	0.0	V	PASS
2	1765.183	-41.02	-13.00	355.1	V	NA
3	2170.985	-34.53	-13.00	93.1	V	NA
4	3757.760	-48.97	-13.00	146.3	V	PASS
5	7246.441	-41.35	-13.00	217.8	V	PASS
6	16562.427	-27.43	-13.00	74.8	V	PASS

66C 20M QPSK 1RB Mid 66787+66985 V



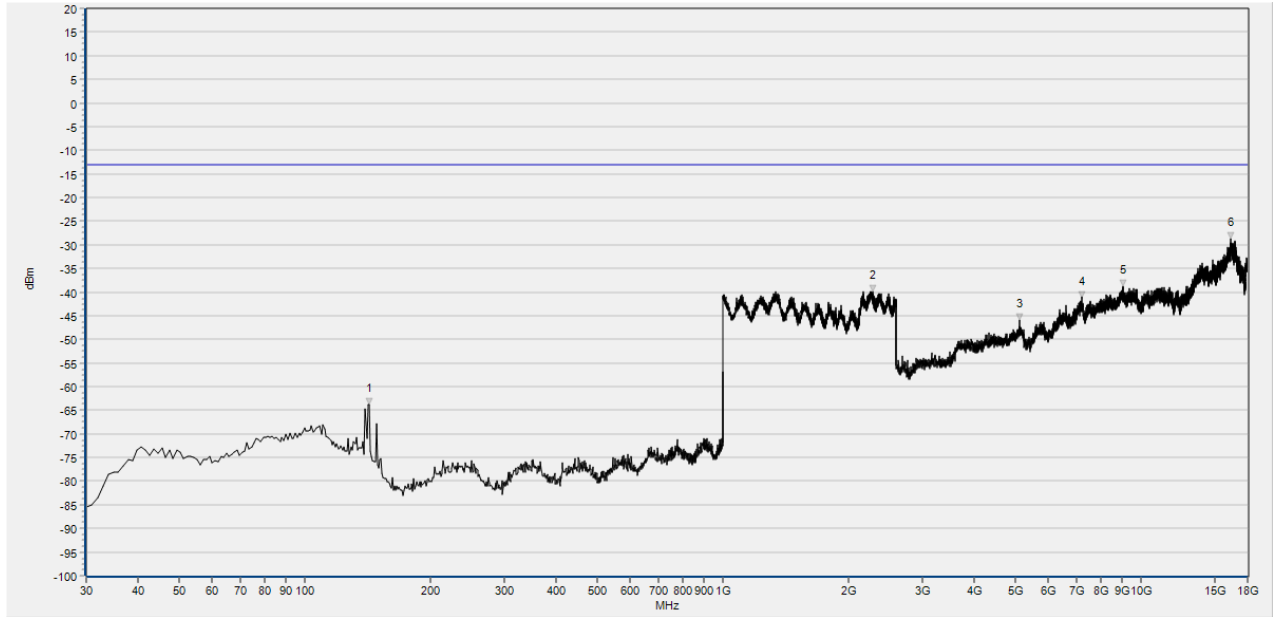
Num	Freq(MHz)	PK	limit PK	Degree	Antenna	Verdict
1	80.490	-67.24	-13.00	360.0	H	PASS
2	1745.973	-41.67	-13.00	227.1	H	NA
3	2154.177	-29.48	-13.00	196.5	H	NA
4	3873.279	-48.66	-13.00	281.3	H	PASS
5	9456.709	-38.28	-13.00	267.9	H	PASS
6	16549.592	-28.36	-13.00	38.0	H	PASS

66C 20M QPSK 1RB High 66838+67036 H



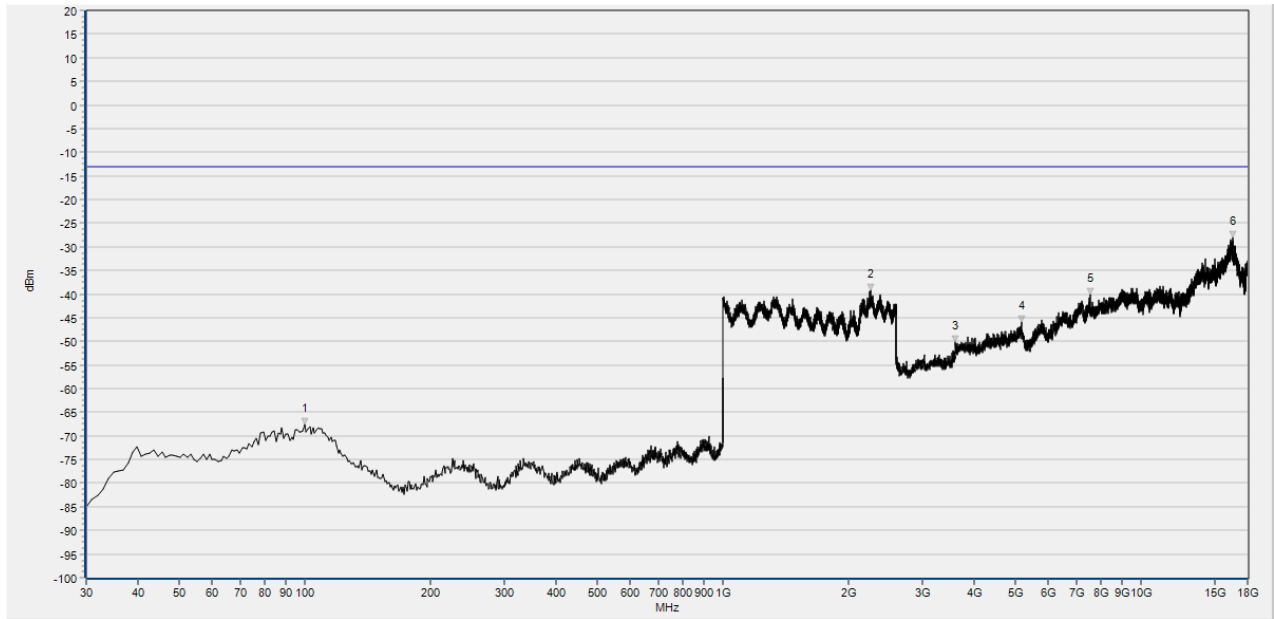
Num	Freq(MHz)	PK	limit PK	Degree	Antenna	Verdict
1	109.620	-66.80	-13.00	0.0	V	PASS
2	1769.185	-42.91	-13.00	0.0	V	NA
3	2163.782	-37.89	-13.00	0.0	V	NA
4	3957.993	-48.60	-13.00	32.8	V	PASS
5	7110.385	-41.26	-13.00	11.6	V	PASS
6	16426.371	-28.63	-13.00	340.2	V	PASS

66C 20M QPSK 1RB High 66838+67036 V



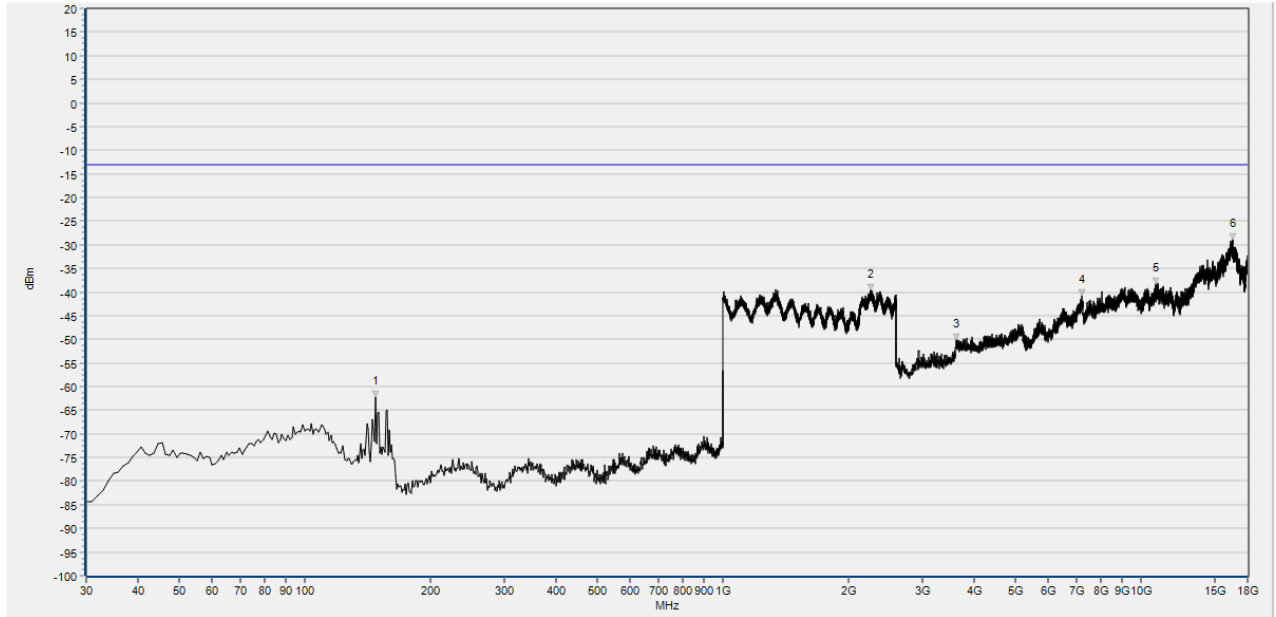
Num	Freq(MHz)	PK	limit PK	Degree	Antenna	Verdict
1	142.520	-63.91	-13.00	0.0	H	PASS
2	2278.591	-39.87	-13.00	344.3	H	PASS
3	5131.660	-45.92	-13.00	176.5	H	PASS
4	7232.042	-41.14	-13.00	194.0	H	PASS
5	9038.371	-38.85	-13.00	150.0	H	PASS
6	16400.909	-28.76	-13.00	150.0	H	PASS

2A-4A QPSK 1RB Low 700 20M+2050 20M H



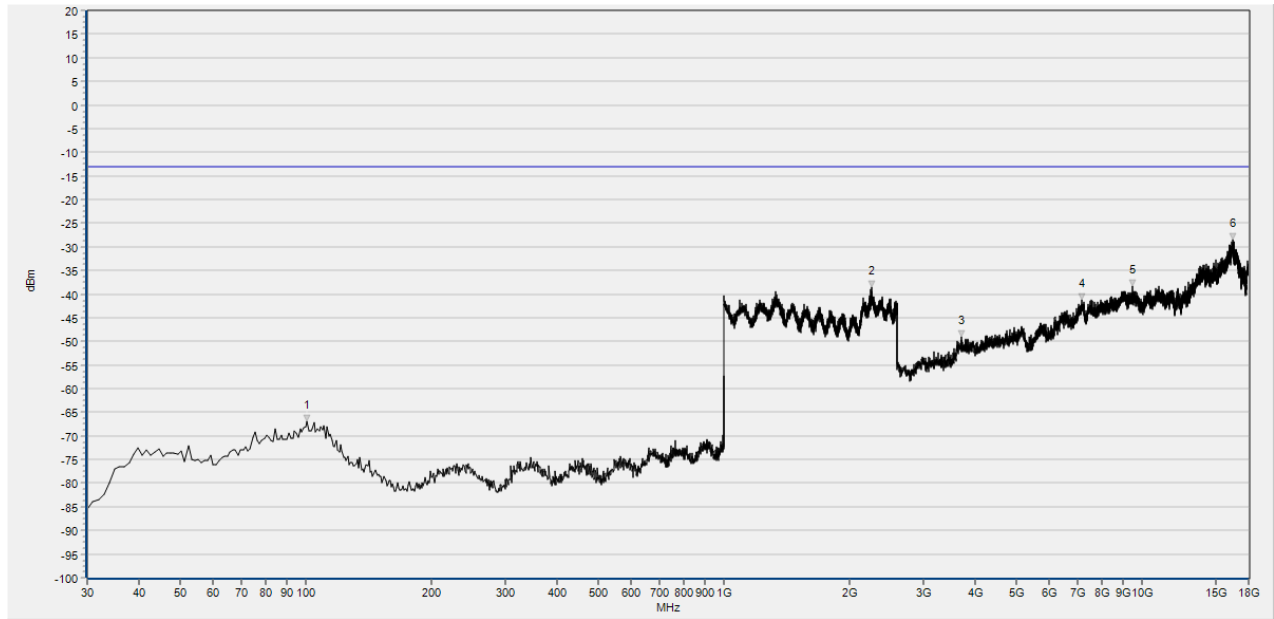
Num	Freq(MHz)	PK	limit PK	Degree	Antenna	Verdict
1	99.840	-67.61	-13.00	0.0	V	PASS
2	2258.103	-39.21	-13.00	0.0	V	PASS
3	3599.782	-50.12	-13.00	253.2	V	PASS
4	5170.867	-46.01	-13.00	175.1	V	PASS
5	7559.702	-40.05	-13.00	360.0	V	PASS
6	16560.538	-28.08	-13.00	244.8	V	PASS

2A-4A QPSK 1RB Low 700 20M+2050 20M V



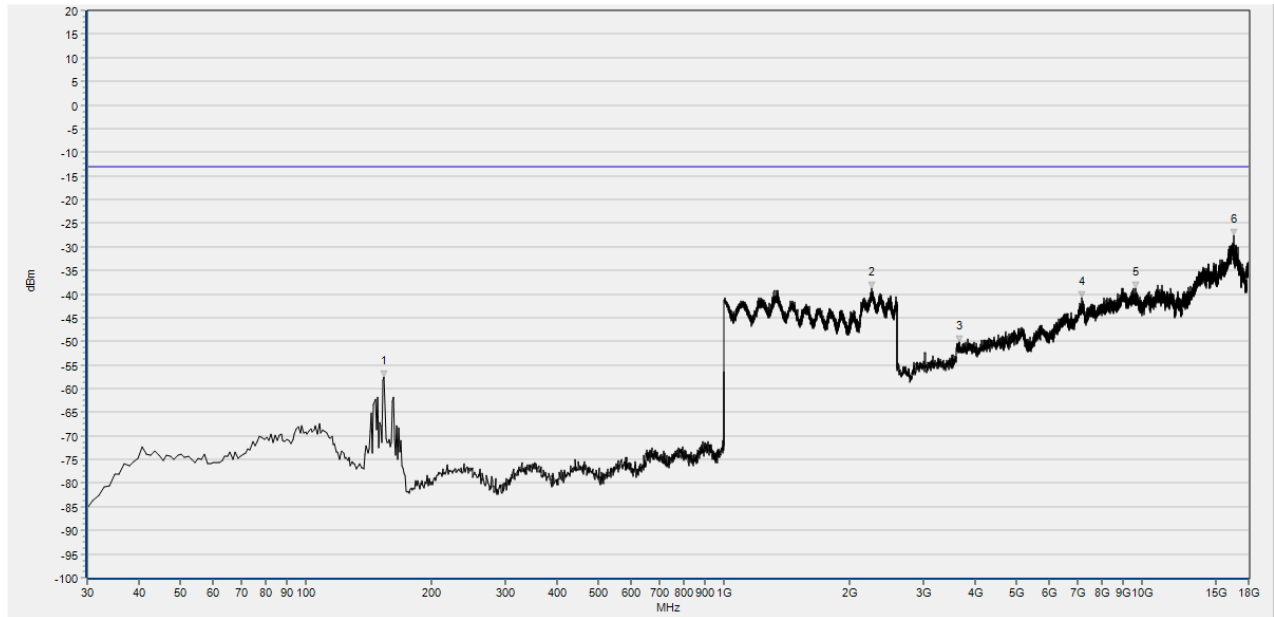
Num	Freq(MHz)	PK	limit PK	Degree	Antenna	Verdict
1	147.370	-62.17	-13.00	0.0	H	PASS
2	2256.182	-39.64	-13.00	346.5	H	PASS
3	3616.585	-50.18	-13.00	130.5	H	PASS
4	7237.643	-40.89	-13.00	245.7	H	PASS
5	10836.298	-38.26	-13.00	25.7	H	PASS
6	16546.536	-29.03	-13.00	263.2	H	PASS

2A-4A QPSK 1RB Mid 900 20M+2175 20M H



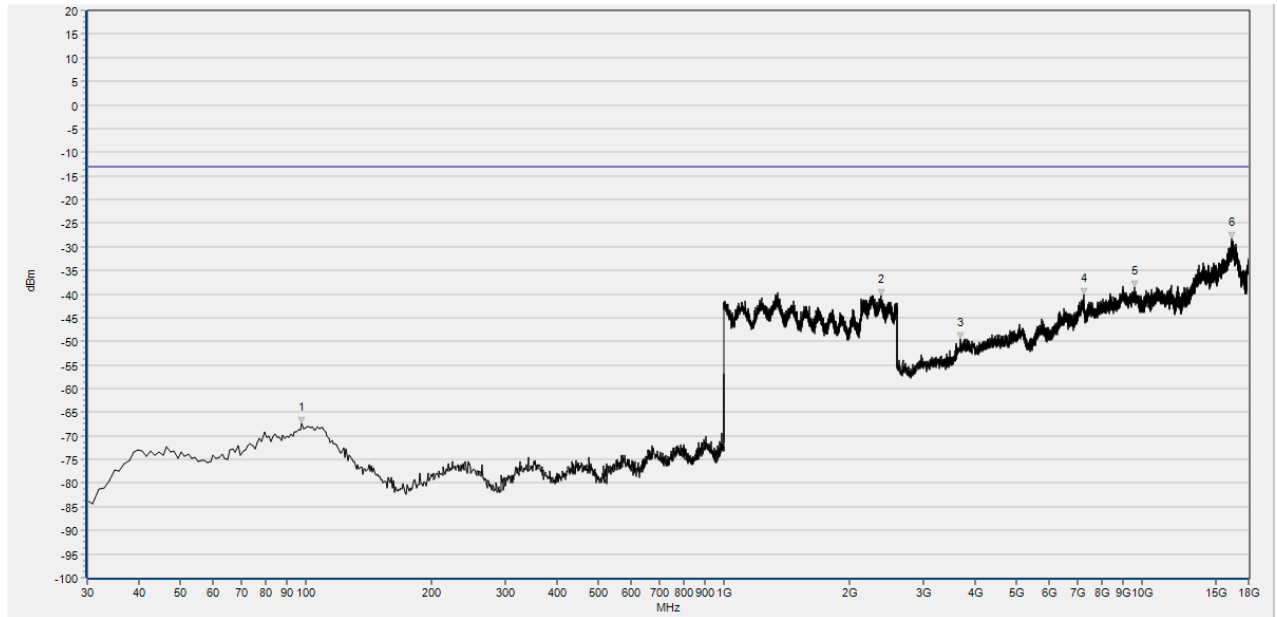
Num	Freq(MHz)	PK	limit PK	Degree	Antenna	Verdict
1	100.810	-66.90	-13.00	360.0	V	PASS
2	2254.902	-38.66	-13.00	360.0	V	PASS
3	3706.201	-48.99	-13.00	324.2	V	PASS
4	7164.830	-41.20	-13.00	199.4	V	PASS
5	9517.258	-38.32	-13.00	306.7	V	PASS
6	16543.735	-28.53	-13.00	155.7	V	PASS

2A-4A QPSK 1RB Mid 900 20M+2175 20M V



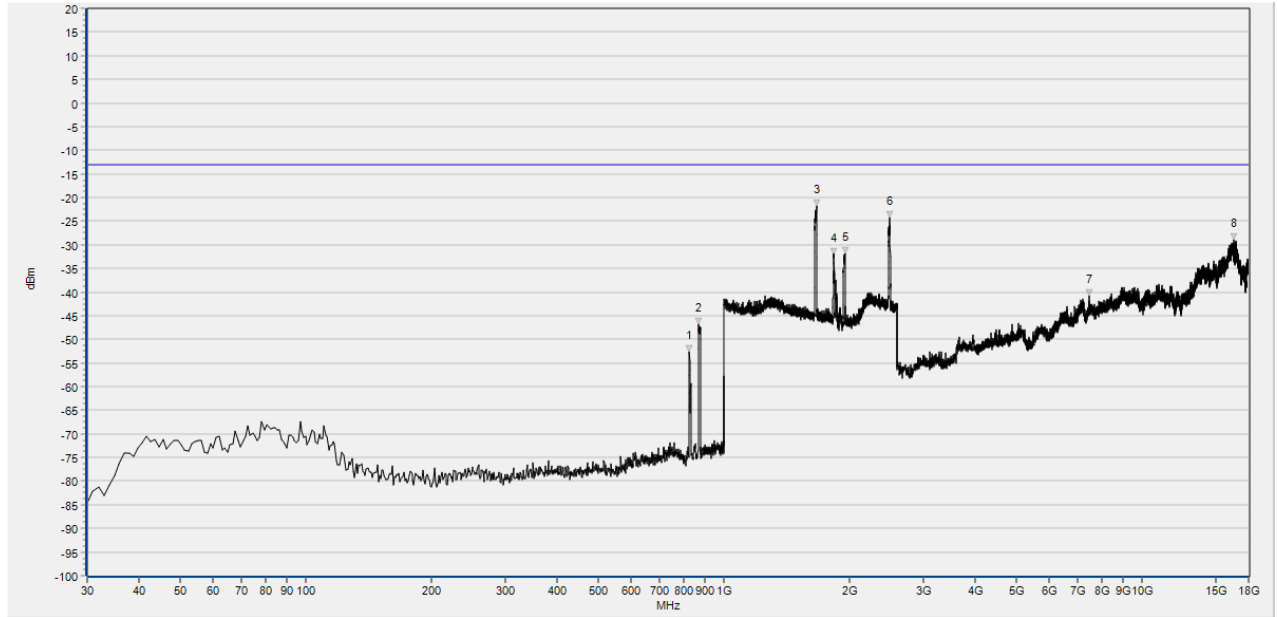
Num	Freq(MHz)	PK	limit PK	Degree	Antenna	Verdict
1	154.160	-57.49	-13.00	0.0	H	PASS
2	2256.823	-38.80	-13.00	56.3	H	PASS
3	3650.191	-50.17	-13.00	326.7	H	PASS
4	7184.434	-40.88	-13.00	146.3	H	PASS
5	9640.480	-38.81	-13.00	254.1	H	PASS
6	16563.339	-27.55	-13.00	209.8	H	PASS

2A-4A QPSK 1RB High 1100 20M+2300 20M H



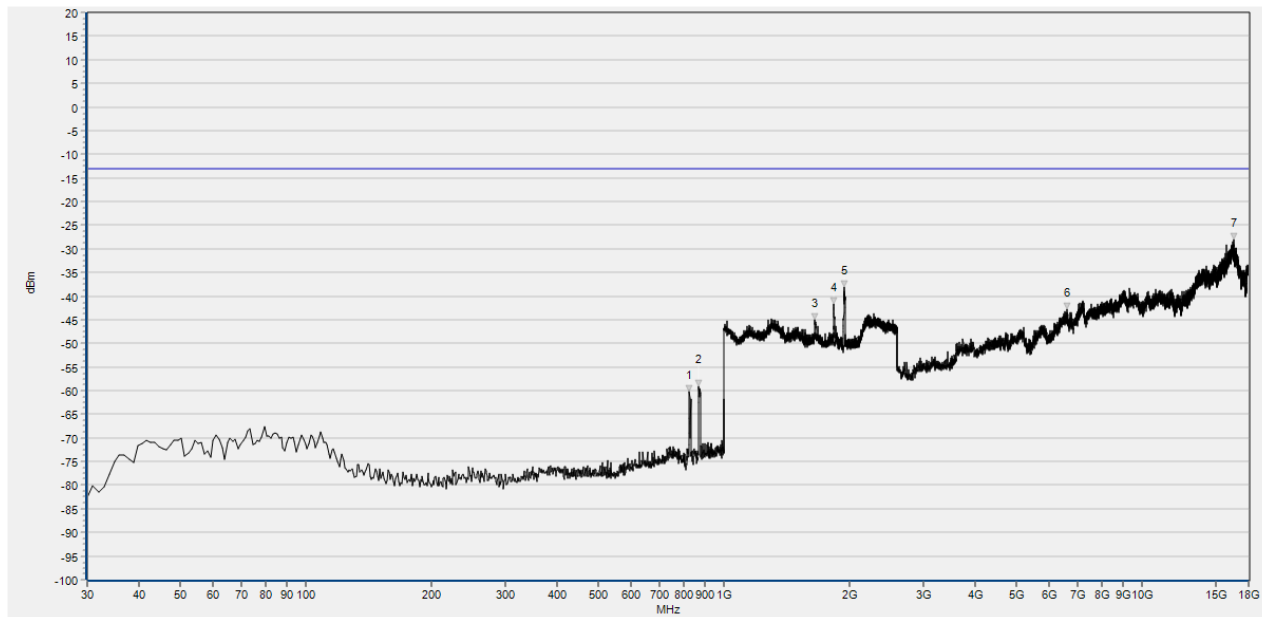
Num	Freq(MHz)	PK	limit PK	Degree	Antenna	Verdict
1	97.900	-67.33	-13.00	0.0	V	PASS
2	2372.069	-40.40	-13.00	0.0	V	PASS
3	3689.398	-49.55	-13.00	222.1	V	PASS
4	7246.045	-40.11	-13.00	318.1	V	PASS
5	9620.877	-38.59	-13.00	265.8	V	PASS
6	16389.707	-28.33	-13.00	358.6	V	PASS

2A-4A QPSK 1RB High 1100 20M+2300 20M V



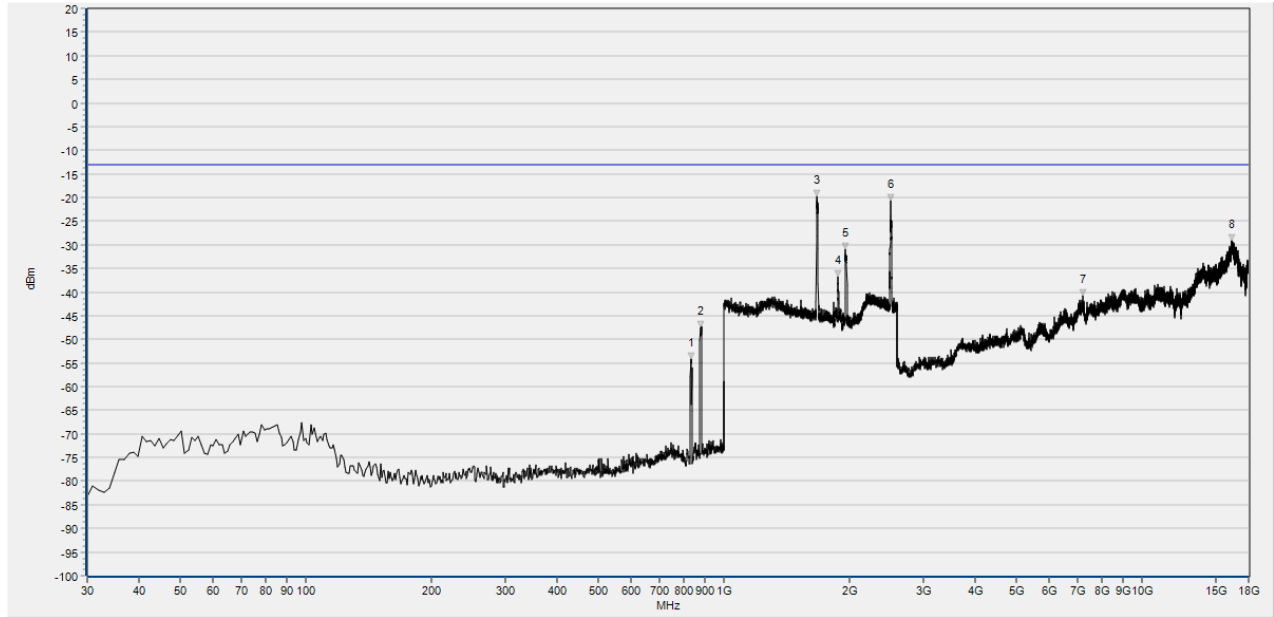
Num	Freq(MHz)	PK	limit PK	Degree	Antenna	Verdict
1	827.340	-52.69	-13.00	360.0	H	NA
2	870.020	-46.85	-13.00	360.0	H	NA
3	1664.586	-21.89	-13.00	119.2	H	PASS
4	1832.973	-32.03	-13.00	208.9	H	NA
5	1946.939	-31.87	-13.00	152.7	H	NA
6	2493.717	-24.28	-13.00	125.5	H	PASS
7	7475.686	-40.78	-13.00	156.9	H	PASS
8	16560.538	-29.03	-13.00	359.9	H	PASS

2A-5A QPSK 1RB Low 700 20M+2450 10M H



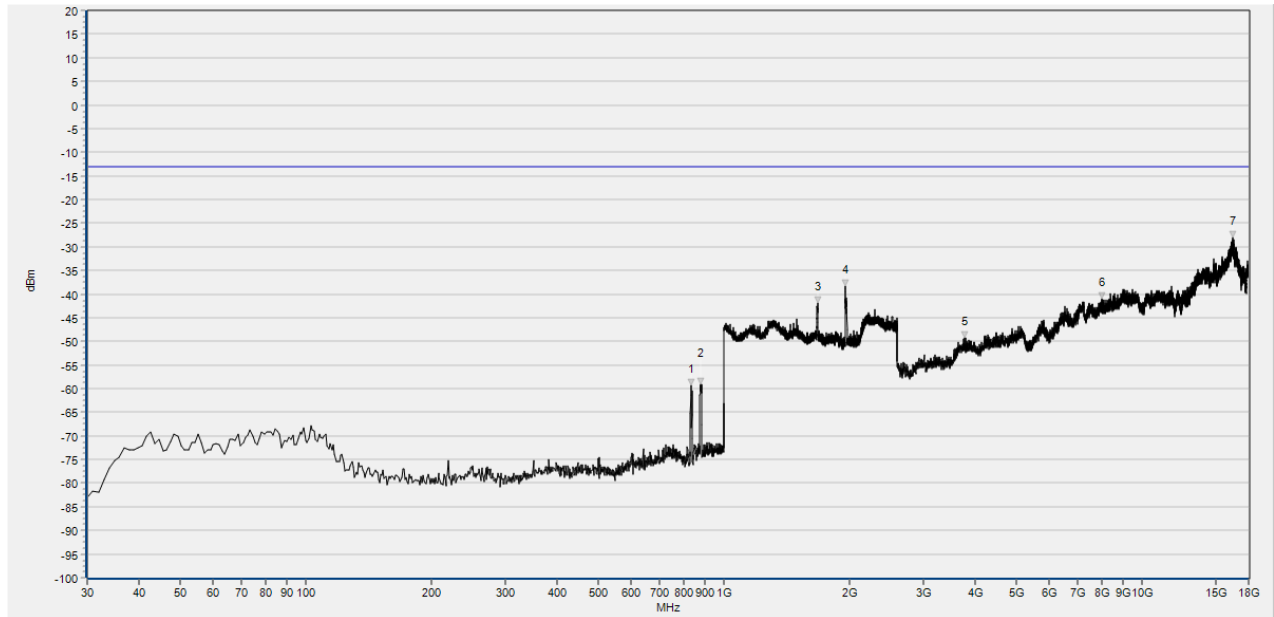
Num	Freq(MHz)	PK	limit PK	Degree	Antenna	Verdict
1	827.340	-60.15	-13.00	0.0	V	NA
2	870.990	-59.19	-13.00	0.0	V	NA
3	1652.421	-44.93	-13.00	314.8	V	PASS
4	1832.973	-41.64	-13.00	26.1	V	NA
5	1943.737	-38.03	-13.00	153.4	V	NA
6	6615.930	-42.81	-13.00	80.1	V	PASS
7	16560.538	-28.09	-13.00	114.4	V	PASS

2A-5A QPSK 1RB Low 700 20M+2450 10M V



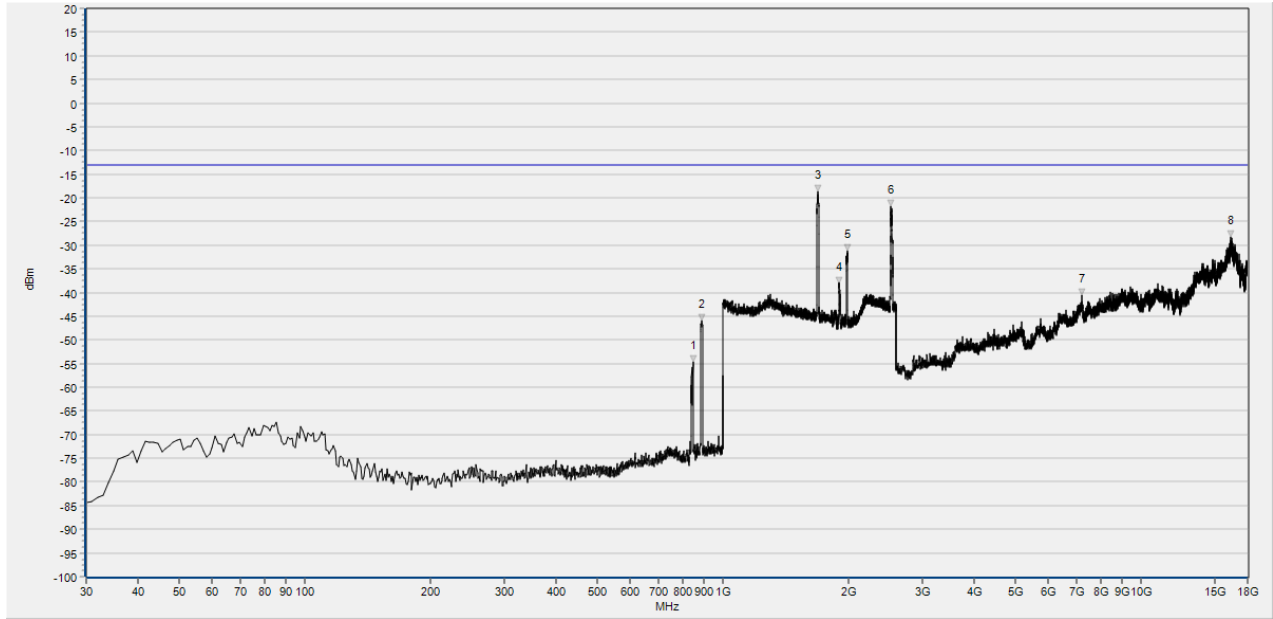
Num	Freq(MHz)	PK	limit PK	Degree	Antenna	Verdict
1	833.160	-54.25	-13.00	360.0	H	NA
2	877.780	-47.51	-13.00	360.0	H	NA
3	1672.909	-19.87	-13.00	126.6	H	PASS
4	1877.791	-36.76	-13.00	238.2	H	NA
5	1952.061	-31.00	-13.00	146.7	H	NA
6	2509.084	-20.72	-13.00	126.6	H	PASS
7	7229.242	-40.69	-13.00	183.0	H	PASS
8	16389.707	-29.23	-13.00	8.1	H	PASS

2A-5A QPSK 1RB Mid 900 20M+2525 10M H



Num	Freq(MHz)	PK	limit PK	Degree	Antenna	Verdict
1	834.130	-59.43	-13.00	0.0	V	NA
2	880.690	-59.06	-13.00	0.0	V	NA
3	1674.830	-41.94	-13.00	221.9	V	PASS
4	1951.421	-38.29	-13.00	336.0	V	NA
5	3773.413	-49.19	-13.00	97.1	V	PASS
6	8002.182	-41.00	-13.00	69.9	V	PASS
7	16462.520	-28.06	-13.00	25.9	V	PASS

2A-5A QPSK 1RB Mid 900 20M+2525 10M V



Num	Freq(MHz)	PK	limit PK	Degree	Antenna	Verdict
1	848.680	-54.62	-13.00	360.0	H	NA
2	890.390	-45.84	-13.00	360.0	H	NA
3	1687.635	-18.73	-13.00	120.6	H	PASS
4	1898.920	-38.03	-13.00	204.8	H	NA
5	1982.793	-31.14	-13.00	144.8	H	NA
6	2525.730	-21.84	-13.00	172.7	H	PASS
7	7237.643	-40.66	-13.00	8.8	H	PASS
8	16361.702	-28.22	-13.00	62.2	H	PASS

2A-5A QPSK 1RB High 1100 20M+2600 10M H