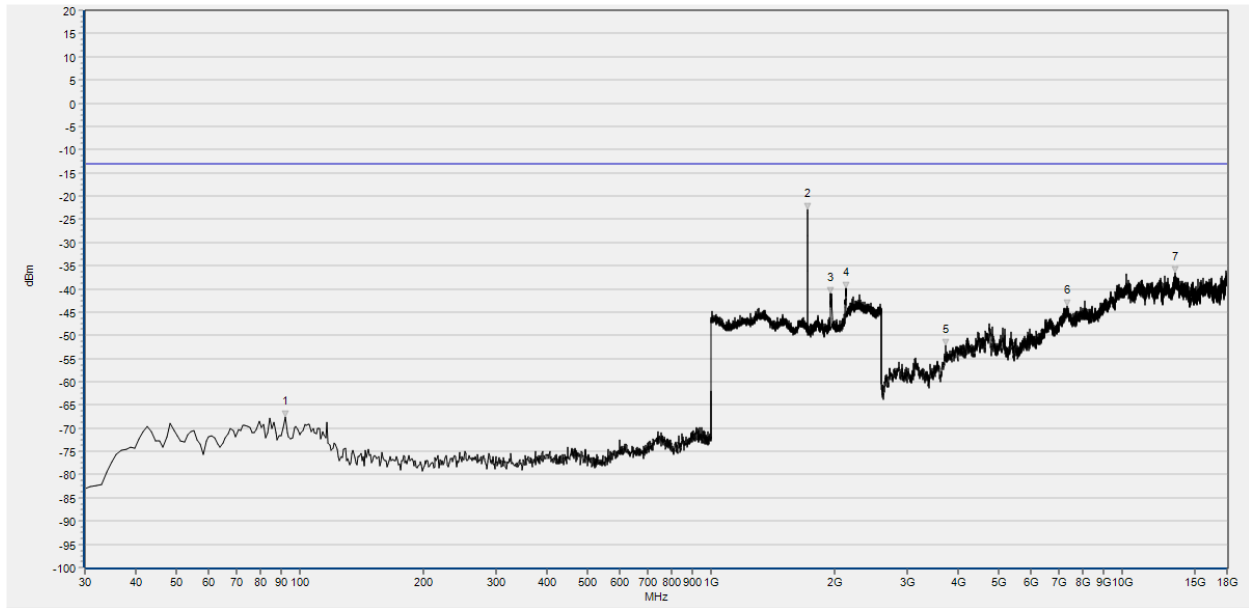


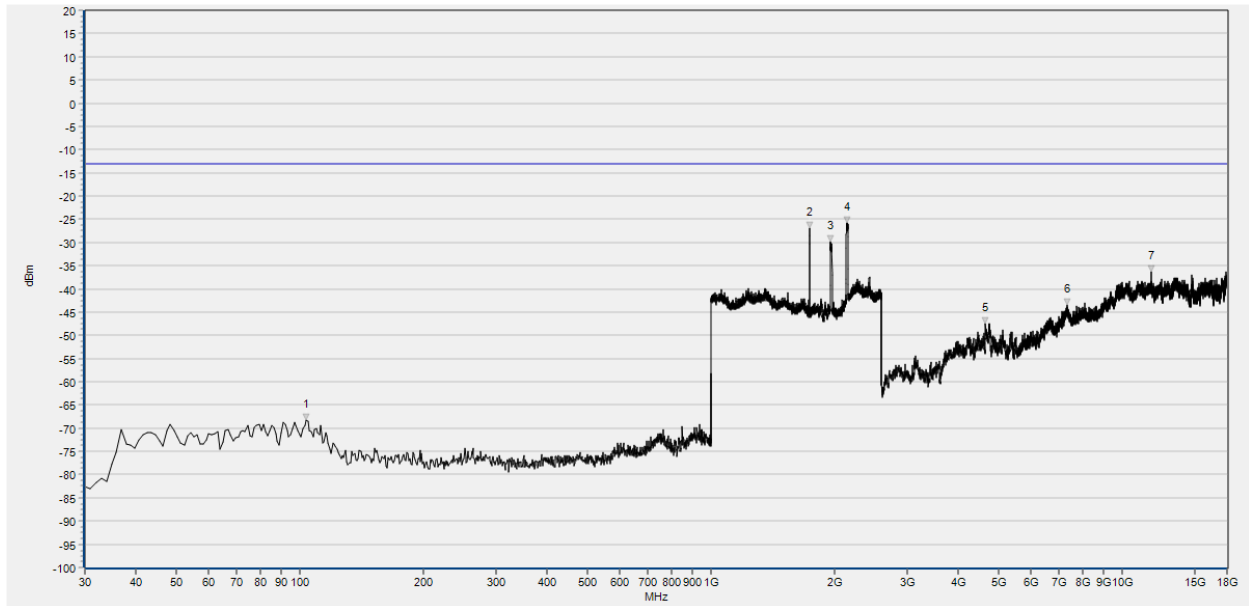
Num	Freq(MHz)	PK	limit PK	Degree	Antenna	Verdict
1	85.290	-67.44	-13.00	360.0	H	PASS
2	1715.806	-21.68	-13.00	358.6	H	N/A
3	1951.421	-29.09	-13.00	160.4	H	N/A
4	2131.333	-28.31	-13.00	352.6	H	N/A
5	4761.993	-47.18	-13.00	237.4	H	PASS
6	8173.013	-42.93	-13.00	246.0	H	PASS
7	16011.638	-38.20	-13.00	18.5	H	PASS

DC_2A_n66 345000 20MHz DFT-S-OFDM QPSK RB Size-1 RB Offset-1 SCS 15kHz 30M-18G H



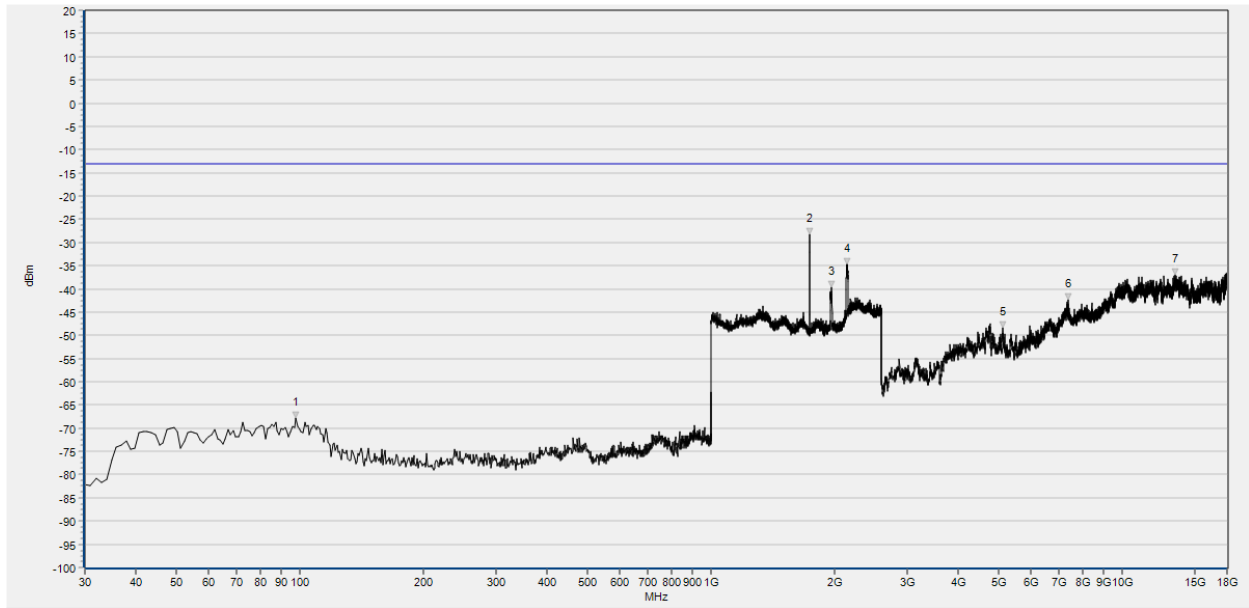
Num	Freq(MHz)	PK	limit PK	Degree	Antenna	Verdict
1	92.080	-67.55	-13.00	260.1	H	PASS
2	1715.806	-22.98	-13.00	358.6	H	N/A
3	1951.421	-41.02	-13.00	97.4	H	N/A
4	2126.210	-39.97	-13.00	331.4	H	N/A
5	3728.605	-52.23	-13.00	214.9	H	PASS
6	7355.265	-43.70	-13.00	39.5	H	PASS
7	13493.981	-36.65	-13.00	127.4	H	PASS

DC_2A_n66 345000 20MHz DFT-S-OFDM QPSK RB Size-1 RB Offset-1 SCS 15kHz 30M-18G V



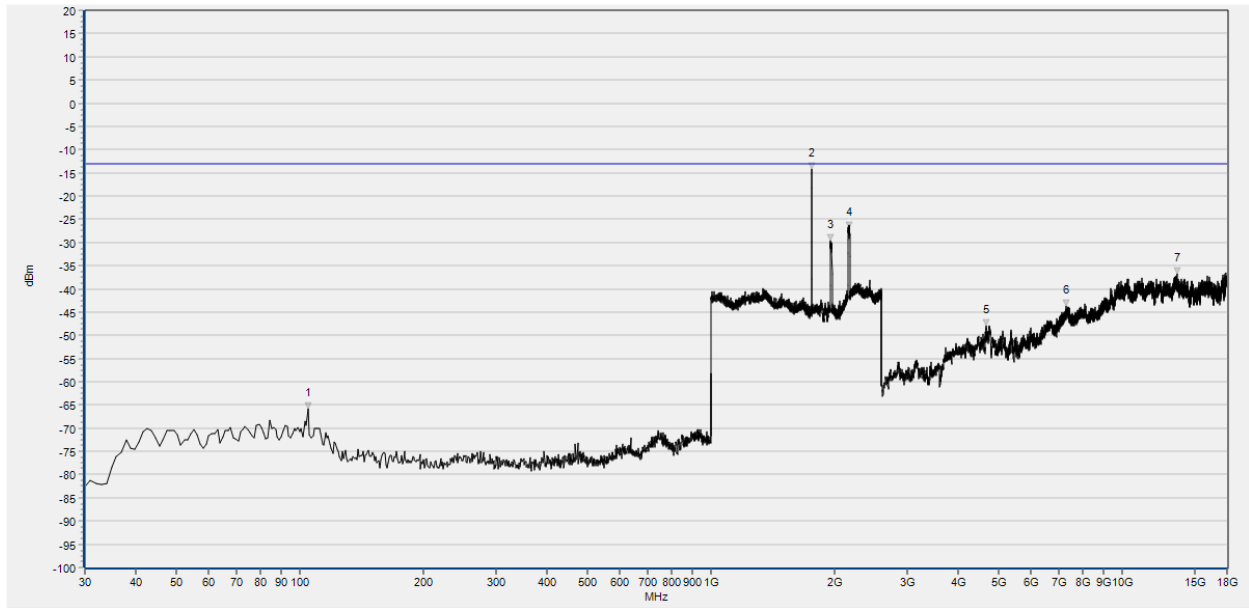
Num	Freq(MHz)	PK	limit PK	Degree	Antenna	Verdict
1	103.720	-68.21	-13.00	360.0	H	PASS
2	1735.654	-26.87	-13.00	11.2	H	N/A
3	1951.421	-29.84	-13.00	223.7	H	N/A
4	2144.778	-25.89	-13.00	332.9	H	N/A
5	4655.574	-47.53	-13.00	243.1	H	PASS
6	7341.262	-43.38	-13.00	35.1	H	PASS
7	11771.668	-36.22	-13.00	270.0	H	PASS

DC_2A_n66 349000 20MHz DFT-S-OFDM QPSK RB Size-1 RB Offset-1 SCS 15kHz 30M-18G H



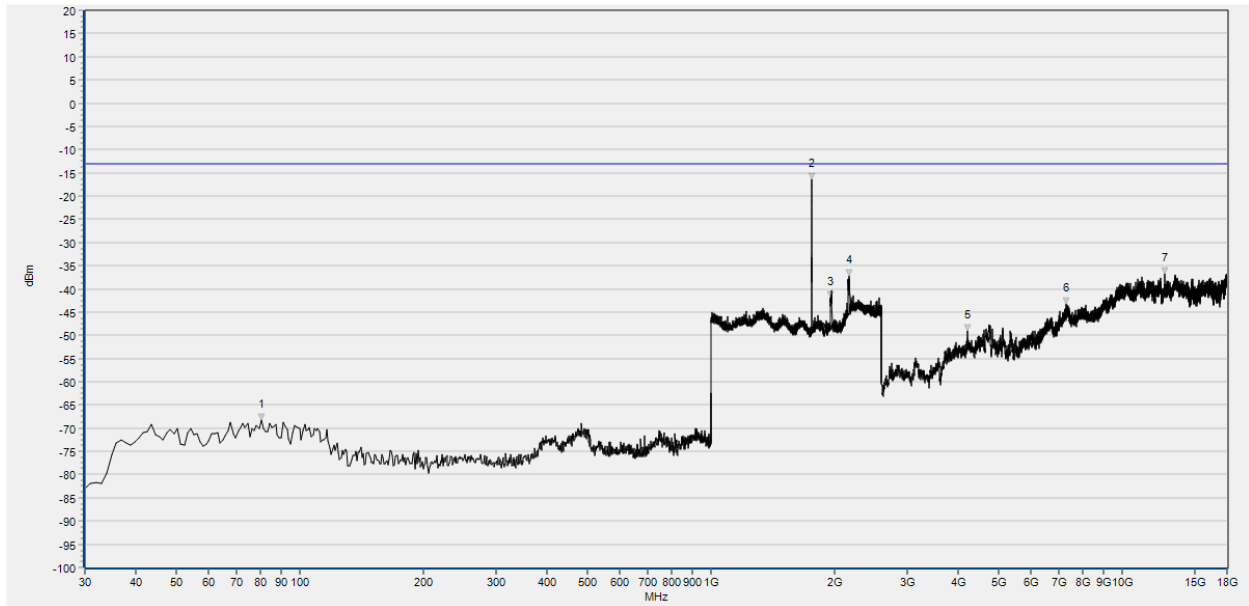
Num	Freq(MHz)	PK	limit PK	Degree	Antenna	Verdict
1	97.900	-67.74	-13.00	0.0	V	PASS
2	1735.654	-28.32	-13.00	16.5	V	N/A
3	1964.226	-39.62	-13.00	224.3	V	N/A
4	2142.857	-34.82	-13.00	98.8	V	N/A
5	5120.458	-48.30	-13.00	306.9	V	PASS
6	7400.073	-42.27	-13.00	228.6	V	PASS
7	13443.572	-37.09	-13.00	280.8	V	PASS

DC_2A_n66 349000 20MHz DFT-S-OFDM QPSK RB Size-1 RB Offset-1 SCS 15kHz 30M-18G V



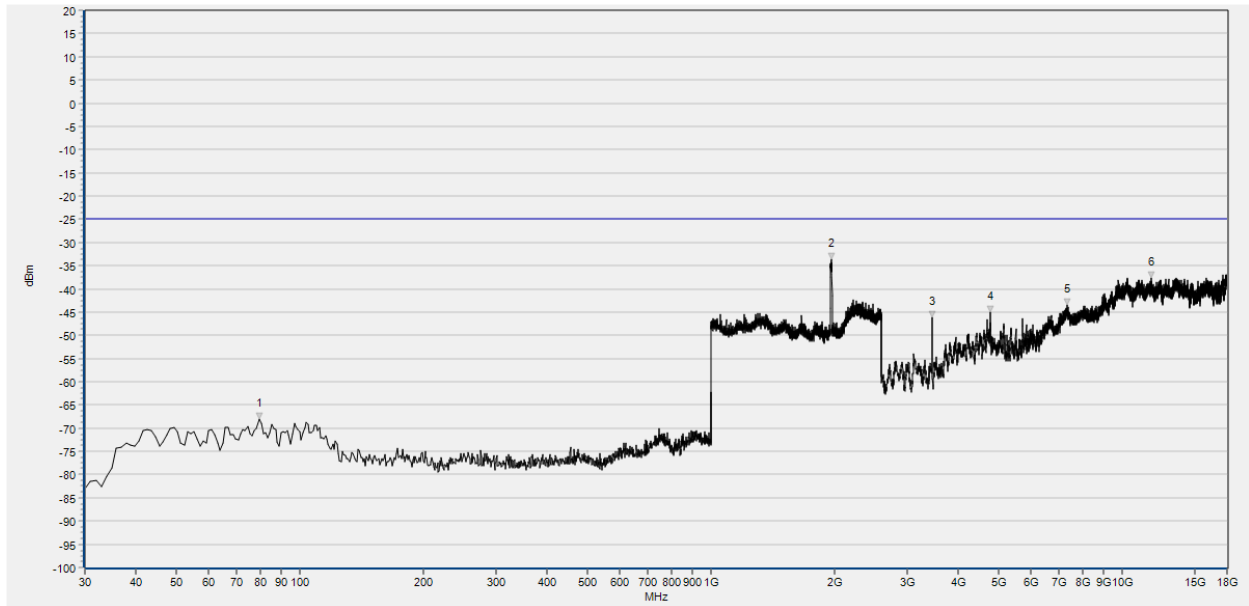
Num	Freq(MHz)	PK	limit PK	Degree	Antenna	Verdict
1	104.690	-65.87	-13.00	360.0	H	PASS
2	1755.502	-14.12	-13.00	12.6	H	N/A
3	1951.421	-29.60	-13.00	159.9	H	N/A
4	2164.626	-26.88	-13.00	358.6	H	N/A
5	4663.975	-48.00	-13.00	291.5	H	PASS
6	7318.858	-43.78	-13.00	221.2	H	PASS
7	13577.996	-36.86	-13.00	308.8	H	PASS

DC_2A_n66 353000 20MHz DFT-S-OFDM QPSK RB Size-1 RB Offset-1 SCS 15kHz 30M-18G H



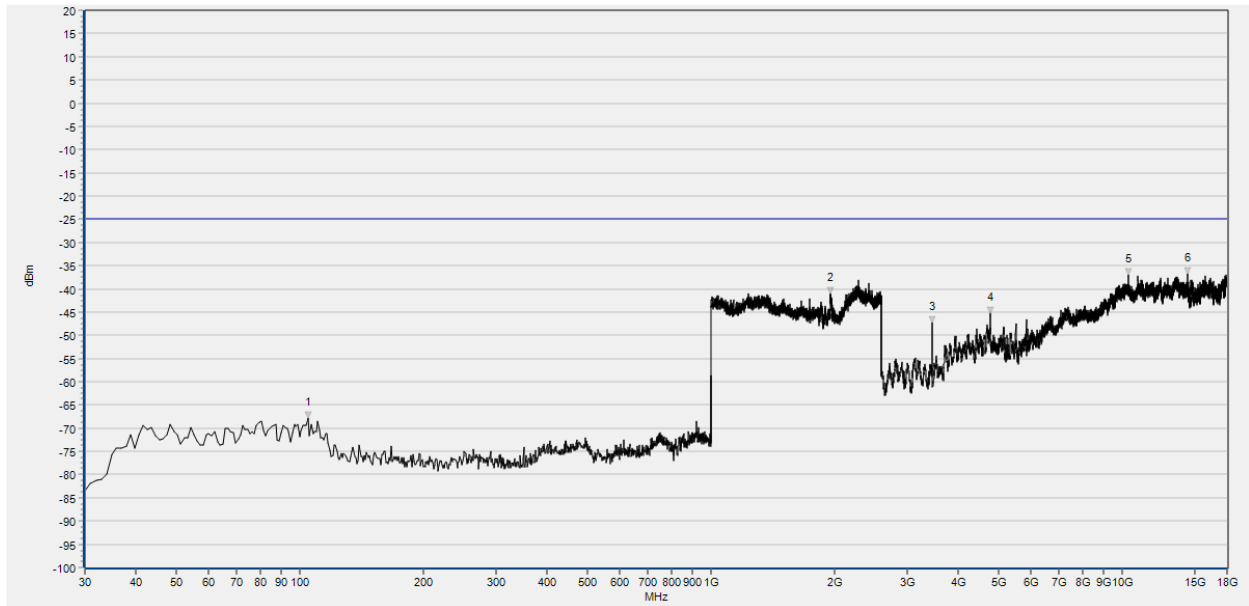
Num	Freq(MHz)	PK	limit PK	Degree	Antenna	Verdict
1	80.440	-68.20	-13.00	360.0	H	PASS
2	1755.502	-16.51	-13.00	0.0	H	N/A
3	1953.341	-41.94	-13.00	233.8	H	N/A
4	2162.065	-37.28	-13.00	328.9	H	N/A
5	4204.692	-49.07	-13.00	163.0	H	PASS
6	7313.257	-43.34	-13.00	242.8	H	PASS
7	12698.636	-36.66	-13.00	298.9	H	PASS

DC_2A_n66 353000 20MHz DFT-S-OFDM QPSK RB Size-1 RB Offset-1 SCS 15kHz 30M-18G V



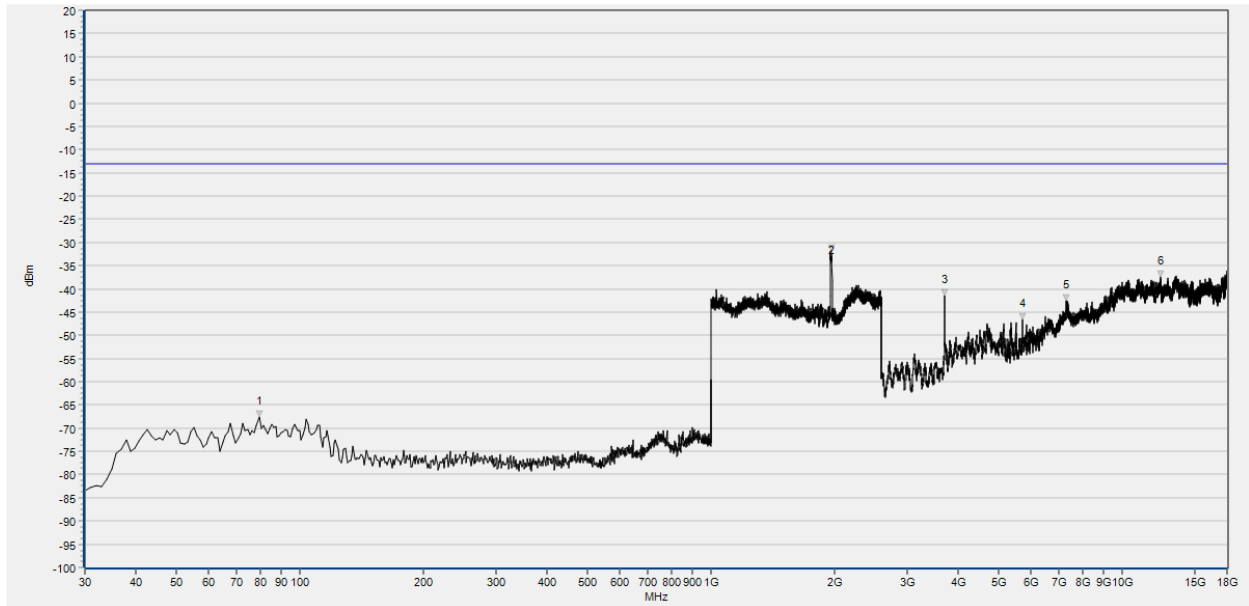
Num	Freq(MHz)	PK	limit PK	Degree	Antenna	Verdict
1	79.470	-68.13	-25.00	360.0	H	PASS
2	1957.823	-33.63	-25.00	360.0	H	N/A
3	3451.355	-46.20	-25.00	45.7	H	N/A
4	4784.397	-44.96	-25.00	0.0	H	PASS
5	7338.462	-43.43	-25.00	228.9	H	PASS
6	11774.468	-37.58	-25.00	97.9	H	PASS

DC_2A_n77 633334(3450-3550) 100MHz DFT-S-OFDM QPSK RB Size-1 RB Offset-1 SCS
30kHz 30M-18G H



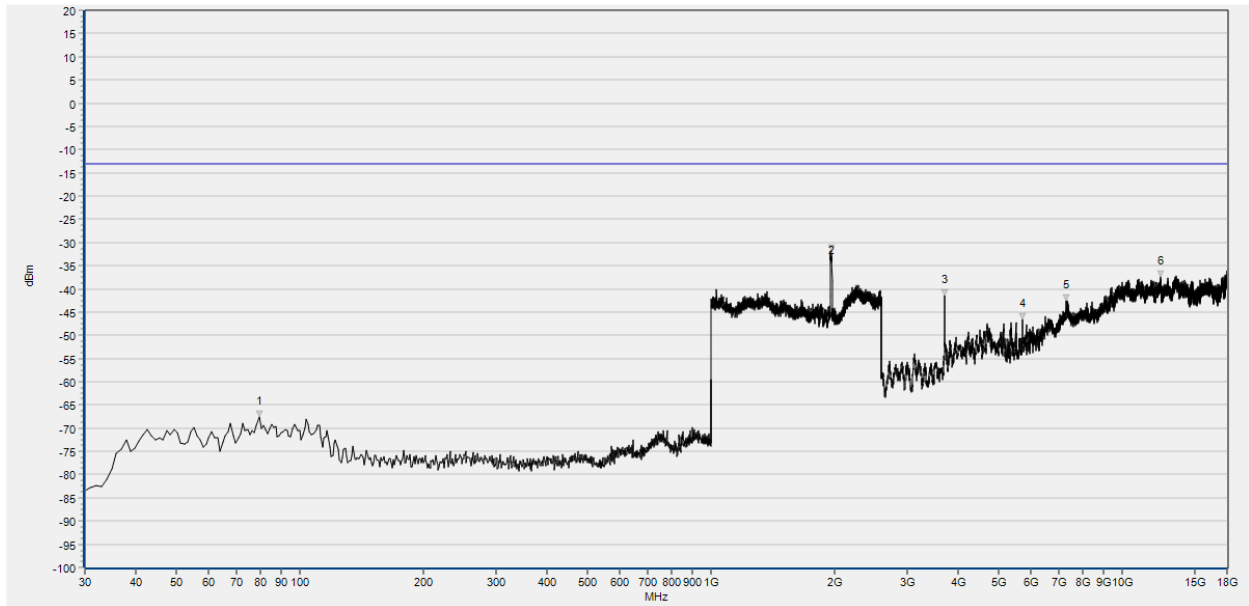
Num	Freq(MHz)	PK	limit PK	Degree	Antenna	Verdict
1	104.690	-67.86	-25.00	0.0	V	PASS
2	1957.183	-41.03	-25.00	0.0	V	N/A
3	3451.355	-47.30	-25.00	61.2	V	N/A
4	4781.597	-45.22	-25.00	87.9	V	PASS
5	10354.610	-36.92	-25.00	271.4	V	PASS
6	14437.752	-36.79	-25.00	139.2	V	PASS

DC_2A_n77 633334(3450-3550) 100MHz DFT-S-OFDM QPSK RB Size-1 RB Offset-1 SCS
30kHz 30M-18G V



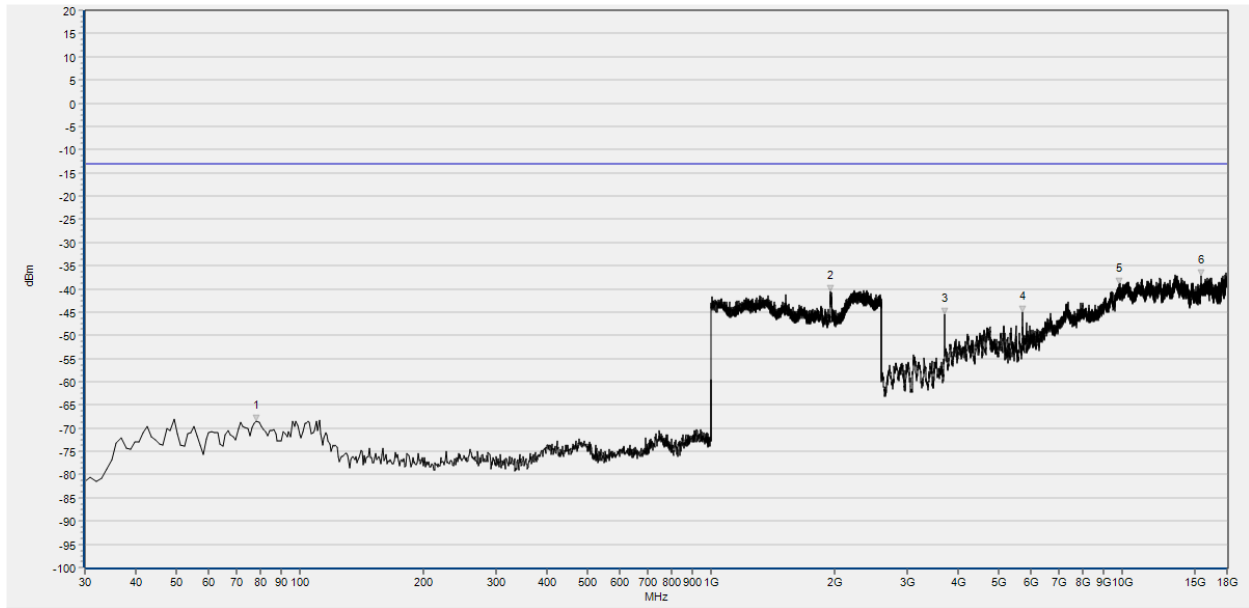
Num	Freq(MHz)	PK	limit PK	Degree	Antenna	Verdict
1	79.470	-67.70	-13.00	0.0	H	PASS
2	1957.823	-31.85	-13.00	0.0	H	N/A
3	3700.600	-41.53	-13.00	51.6	H	N/A
4	5730.969	-46.57	-13.00	87.7	H	PASS
5	7318.858	-42.63	-13.00	331.0	H	PASS
6	12421.386	-37.43	-13.00	359.9	H	PASS

DC_2A_n77 650000(3700-3900) 100MHz DFT-S-OFDM QPSK RB Size-1 RB Offset-1 SCS
30kHz 30M-18G H



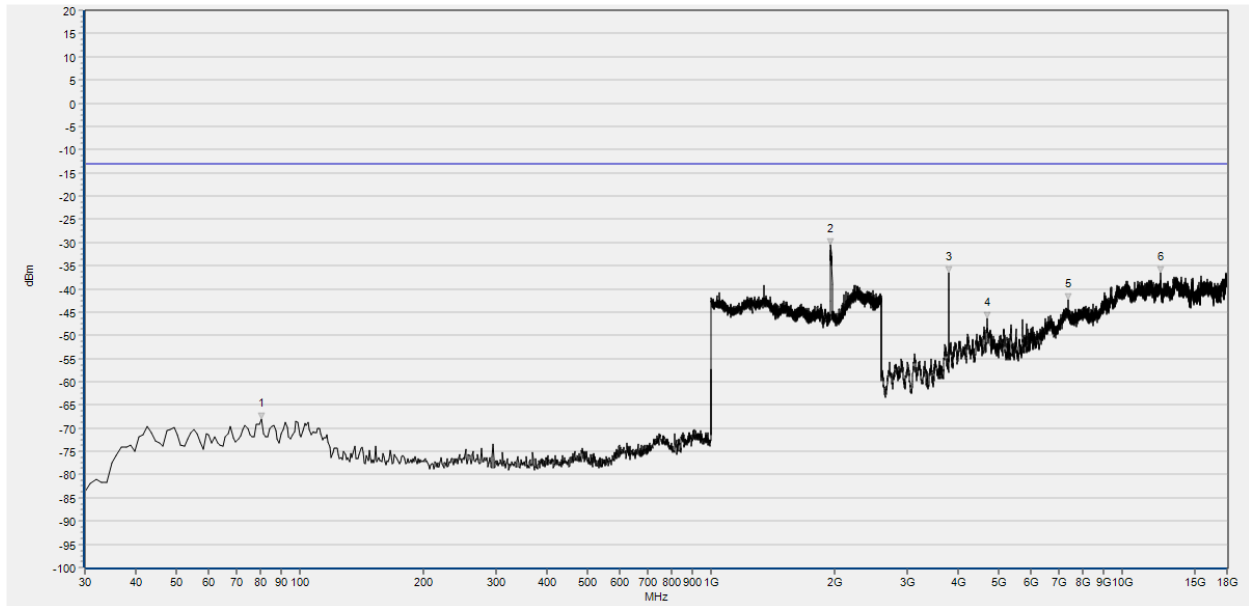
Num	Freq(MHz)	PK	limit PK	Degree	Antenna	Verdict
1	79.470	-67.70	-13.00	0.0	H	PASS
2	1957.823	-31.85	-13.00	0.0	H	N/A
3	3700.600	-41.53	-13.00	51.6	H	N/A
4	5730.969	-46.57	-13.00	87.7	H	PASS
5	7318.858	-42.63	-13.00	331.0	H	PASS
6	12421.386	-37.43	-13.00	359.9	H	PASS

DC_2A_n77 650000(3700-3900) 100MHz DFT-S-OFDM QPSK RB Size-1 RB Offset-1 SCS
30kHz 30M-18G H



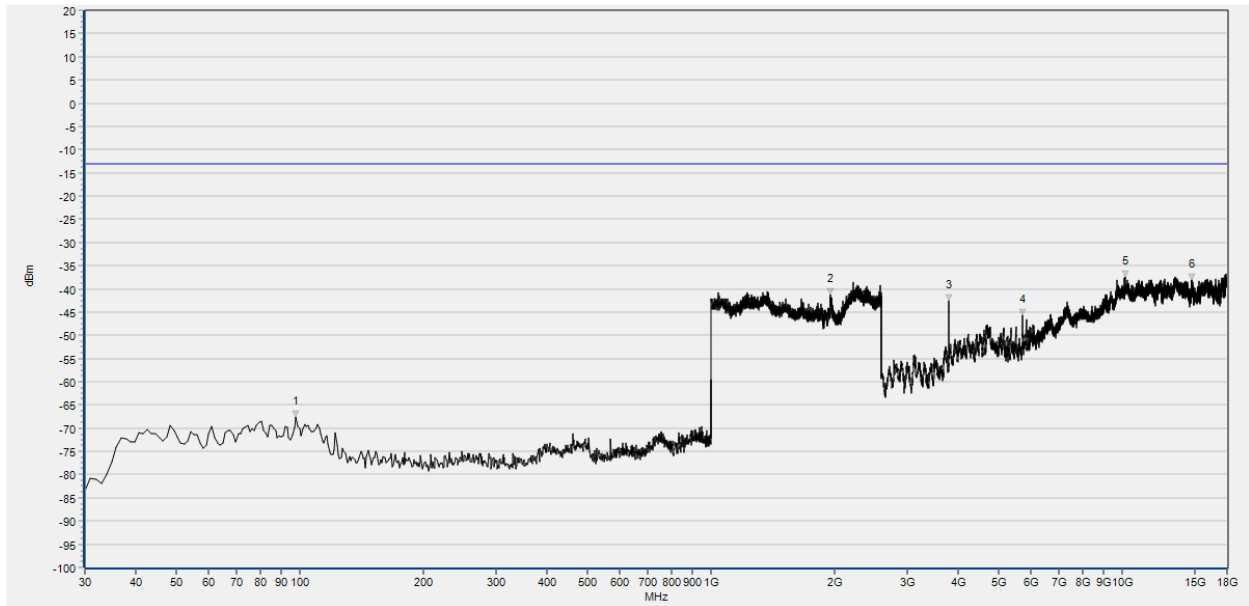
Num	Freq(MHz)	PK	limit PK	Degree	Antenna	Verdict
1	78.500	-68.40	-13.00	360.0	V	PASS
2	1952.061	-40.65	-13.00	360.0	V	N/A
3	3700.600	-45.45	-13.00	30.7	V	N/A
4	5730.969	-45.08	-13.00	333.6	V	PASS
5	9822.513	-38.99	-13.00	73.2	V	PASS
6	15605.565	-37.23	-13.00	238.8	V	PASS

DC_2A_n77 650000(3700-3900) 100MHz DFT-S-OFDM QPSK RB Size-1 RB Offset-1 SCS
30kHz 30M-18G V



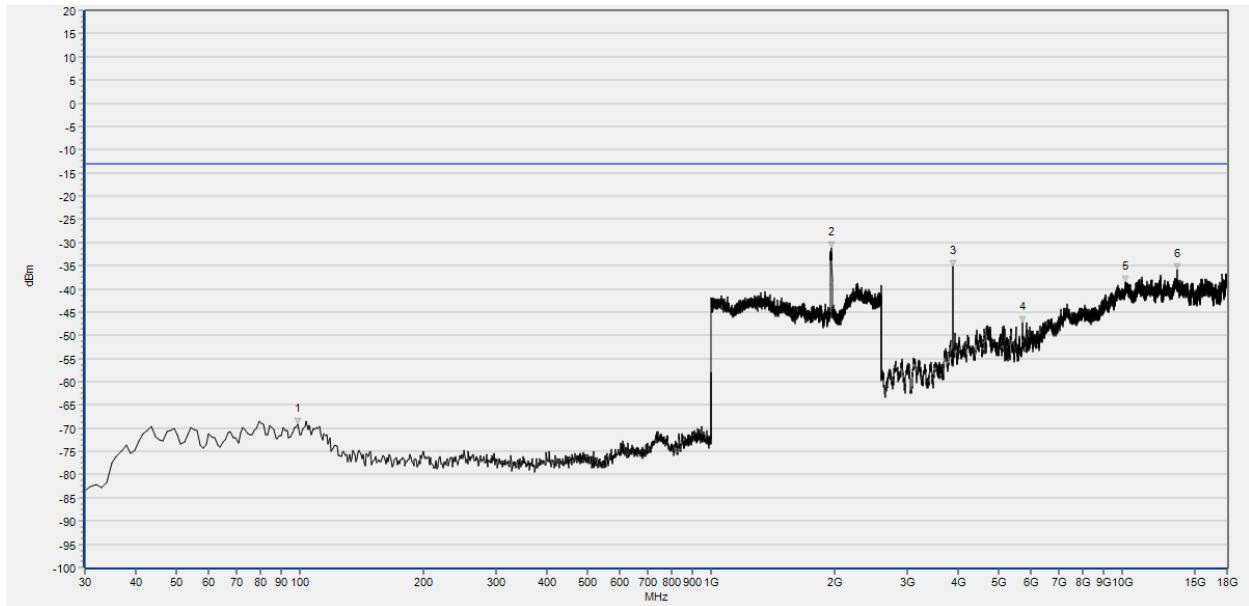
Num	Freq(MHz)	PK	limit PK	Degree	Antenna	Verdict
1	80.440	-67.96	-13.00	360.0	H	PASS
2	1957.183	-30.54	-13.00	360.0	H	N/A
3	3790.216	-36.52	-13.00	333.1	H	N/A
4	4697.581	-46.38	-13.00	20.9	H	PASS
5	7402.873	-42.31	-13.00	143.0	H	PASS
6	12396.181	-36.45	-13.00	160.1	H	PASS

DC_2A_n77 656000(3700-3900) 100MHz DFT-S-OFDM QPSK RB Size-1 RB Offset-1 SCS
30kHz 30M-18G H



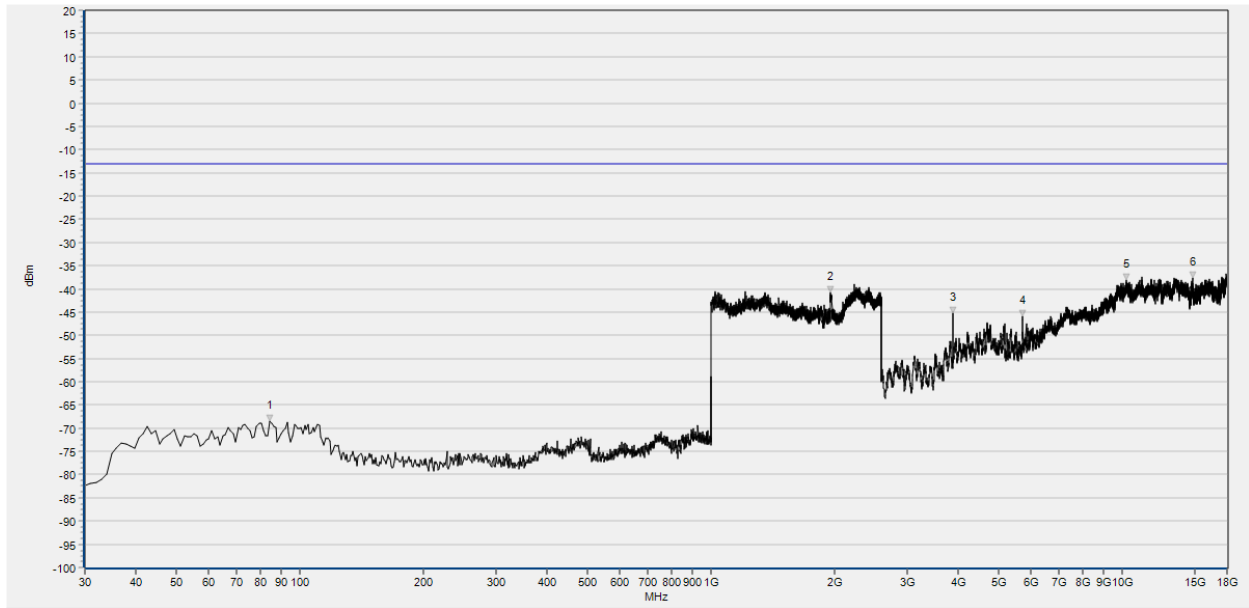
Num	Freq(MHz)	PK	limit PK	Degree	Antenna	Verdict
1	97.900	-67.49	-13.00	0.0	V	PASS
2	1953.341	-41.21	-13.00	0.0	V	N/A
3	3790.216	-42.55	-13.00	70.1	V	N/A
4	5730.969	-45.63	-13.00	200.6	V	PASS
5	10172.577	-37.38	-13.00	286.5	V	PASS
6	14771.013	-38.21	-13.00	312.4	V	PASS

DC_2A_n77 656000(3700-3900) 100MHz DFT-S-OFDM QPSK RB Size-1 RB Offset-1 SCS
30kHz 30M-18G V



Num	Freq(MHz)	PK	limit PK	Degree	Antenna	Verdict
1	98.870	-69.12	-13.00	0.0	H	PASS
2	1961.024	-31.21	-13.00	0.0	H	N/A
3	3879.833	-35.12	-13.00	18.5	H	N/A
4	5730.969	-47.22	-13.00	288.0	H	PASS
5	10161.375	-38.49	-13.00	140.8	H	PASS
6	13580.797	-35.86	-13.00	348.5	H	PASS

DC_2A_n77 662000(3700-3900) 100MHz DFT-S-OFDM QPSK RB Size-1 RB Offset-1 SCS
30kHz 30M-18G H



Num	Freq(MHz)	PK	limit PK	Degree	Antenna	Verdict
1	84.320	-68.43	-13.00	360.0	V	PASS
2	1956.543	-40.84	-13.00	360.0	V	N/A
3	3879.833	-45.27	-13.00	306.4	V	N/A
4	5730.969	-45.86	-13.00	0.0	V	PASS
5	10236.989	-38.00	-13.00	209.3	V	PASS
6	14815.821	-37.73	-13.00	87.7	V	PASS

DC_2A_n77 662000(3700-3900) 100MHz DFT-S-OFDM QPSK RB Size-1 RB Offset-1 SCS 30kHz 30M-18G V

Annex A Test Uncertainty

Where relevant, the following measurement uncertainty levels have been estimated for test performed on the EUT as specified in CISPR 16-1-2:

Test items	Uncertainty
Output Power	± 2.22 dB
Bandwidth	$\pm 5\%$
Conducted Spurious Emission	± 2.77 dB
Band Edge	± 2.77 dB
Equivalent Isotropic Radiated Power	± 2.22 dB
Radiated Spurious Emissions	± 6 dB

This uncertainty represent an expanded uncertainty expressed at approximately the 95% confidence level using a coverage factor of $k=2$



Annex B Testing Laboratory Information

1. Identification of the Responsible Testing Laboratory

Company Name:	Shenzhen Morlab Communications Technology Co., Ltd.
Address:	FL.3, Building A, FeiYang Science Park, No.8 LongChang Road, Block 67, BaoAn District, ShenZhen, GuangDong Province, P. R. China
Telephone:	+86 755 36698555
Facsimile:	+86 755 36698525

2. Identification of the Responsible Testing Location

Name:	Shenzhen Morlab Communications Technology Co., Ltd.
Address:	FL.3, Building A, FeiYang Science Park, No.8 LongChang Road, Block 67, BaoAn District, ShenZhen, GuangDong Province, P. R. China

3. Facilities and Accreditations

All measurement facilities used to collect the measurement data are located at FL.3, Building A, FeiYang Science Park, Block 67, BaoAn District, Shenzhen, 518101 P. R. China. The test site is constructed in conformance with the requirements of ANSI C63.10-2013 and CISPR Publication 22; the FCC designation number is CN1192, the test firm registration number is 226174.



4. Test Equipment Utilized

4.1 Conducted Test Equipment

Equipment Name	Serial No.	Type	Manufacturer	Cal. Date	Cal. Due
Power Splitter	NW521	1506A	Weinschel	N/A	N/A
Attenuator 1	(N/A.)	10dB	Resnet	N/A	N/A
Attenuator 2	(N/A.)	3dB	Resnet	N/A	N/A
EXA Signal Analyzer	MY54170556	N9030A	Keysight	2023.10.07	2024.10.06
System Simulator	6262012906	MT8000A	Anritsu	2023.06.27	2024.06.26
System Simulator	6261830572	MT8821C	Anritsu	2023.02.09	2024.02.08
				2024.01.25	2025.01.24
System Simulator	MY58300665	E7515B	Anritsu	2023.10.07	2024.10.06
RF cable (30MHz-26GHz)	CB01	RF01	Morlab	N/A	N/A
Coaxial cable	CB02	RF02	Morlab	N/A	N/A
SMA connector	CN01	RF03	HUBER-SUHNER	N/A	N/A
Temperature Chamber	S02217710100089001	KMT-36LF1A0	KOMEG	2023.09.19	2024.09.18
Computer	T430i	Think Pad	Lenovo	N/A	N/A
Test system	N/A	WCS FCC V22.02.041801	CeSheng	N/A	N/A
Minitype 5GC	2302M1205	MINIPC-M1	CWWK	N/A	N/A
n48 Integrated microbase station	2209DR6000177	SCE5164-B48	SERCOM	N/A	N/A

**4.2 Radiated Test Equipment**

Equipment Name	Serial No.	Type	Manufacturer	Cal. Date	Cal. Due
Loop Antenna	1519-022	FMZB 1519	SCHWARZBECK	2023.06.26	2024.06.25
Bi-Log Antenna	9163-274	VULB 9163	SCHWARZBECK	2023.06.26	2024.06.25
Horn Antenna	9120D-963	BBHA 9120D	SCHWARZBECK	2023.06.26	2024.06.25
Receiver	MY54130016	N9038A	Agilent	2023.06.21	2024.06.20
Receiver	595WX11007	PMM 9010	PMM	2023.02.09	2024.02.08
Preamplifier (2GHz-18GHz)	61171/61172	S020180L3203	LUCIX CORP.	2023.06.27	2024.06.26
Preamplifier (10MHz-6GHz)	46732	S10M100L3802	LUCIX CORP.	2023.06.27	2024.06.26
Preamplifier (18GHz-40GHz)	DS77209	DCLNA0118-40C-S	Decentest	2023.07.4	2024.07.3
System Simulator	152038	CMW500	R&S	2023.09.19	2024.09.18
System Simulator	MY48364176	8960-E5515C	Agilent	2023.02.27	2024.02.26
System Simulator	6262148249	MT8000A	anritsu	2023.06.27	2024.06.26
System Simulator	6261830572	MT8821C	anritsu	2023.02.09	2024.02.08
RF Coaxial Cable (DC-18GHz)	MRE001	PE330	Pasternack	2023.06.27	2024.06.26
RF Coaxial Cable (DC-18GHz)	MRE002	CLU18	Pasternack	2023.06.27	2024.06.26
RF Coaxial Cable (DC-18GHz)	MRE003	CLU18	Pasternack	2023.06.27	2024.06.26
RF Coaxial Cable (DC-40GHz)	22290045	QA360-40-KK-0.5	Qualwave	2023.07.04	2024.07.03
RF Coaxial Cable (DC-40GHz)	22290046	QA360-40-KKF-2	Qualwave	2023.07.04	2024.07.03
RF Coaxial Cable (DC-18GHz)	22120181	QA500-18-NN-5	Qualwave	2023.07.04	2024.07.03

END OF REPORT