



MEIG

Orbic SPEED X 5G Antenna Spec.
FCC ID:2ABGH-R5SH14

美格智能技术股份有限公司

MeiG Smart Technology Co., Ltd




1. Specifications
2. Antenna Characteristics
3. Radiation Patterns
4. Contact



1-1.Specifications- Summary parameters

Impedance	50 Ω
Polarization	Linear
Radiation Pattern	Omni
Max. input power	5W
Planner Dimension	45*17mm
Casing	ABS
ANT Type	PIFA ANT
ANT model	<u>WiFi 1</u> , <u>WiFi 2</u>
Temperature Range	-40°C to 85°C
ANT manufacturer	<u>MeiG Smart Technology Co., Ltd</u> <u>2nd Floor,Office Building,No.5 Lingxia</u> <u>Road,Fenghuang,Fuyong</u> <u>Street,Bao'an District,Shenzhen</u>
test lab	<u>MeiG Smart Technology Co., Ltd</u> <u>2nd Floor,Office Building,No.5 Lingxia</u> <u>Road,Fenghuang,Fuyong</u> <u>Street,Bao'an District,Shenzhen</u>

1-2. Test instrument and test photo



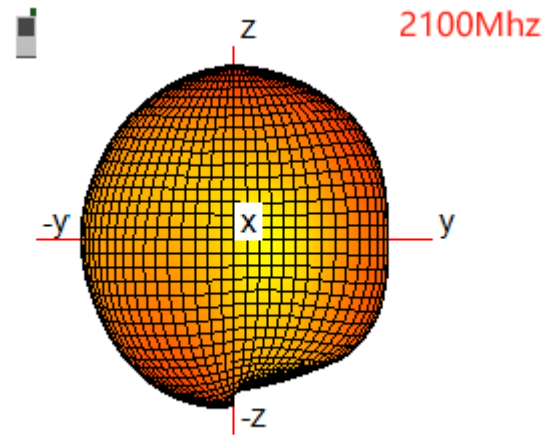
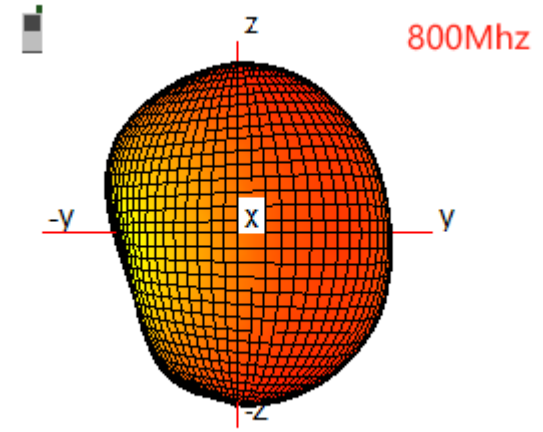
test photo

Test instrument

Test instrument calibration time:
2022.11.2

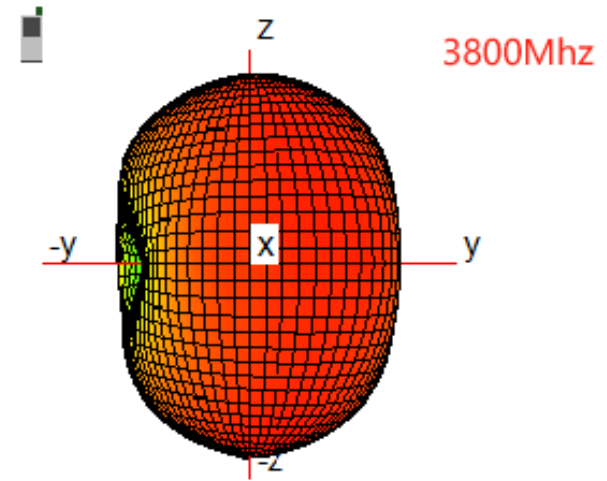
A0

ANT	BAND	GAIN	Efficiency
A0 (TX0)	W1	1.82	45%
	W2/B2/N2	1.75	42%
	B3	1.56	41%
	B4	1.5	42%
	W5/B5/N5	0.86	50%
	B7	1.92	40%
	W8	0.91	46%
	B12	0.73	42%
	B13	0.8	42%
	B20	0.88	40%
	B28	0.83	43%
	B66/N66	1.62	45%



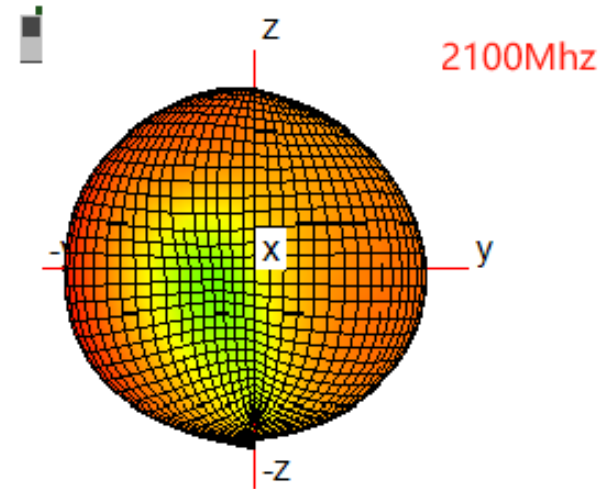
A2

ANT	BAND	GAIN	Efficiency
A2 (TX1)	B48/N48	0.7	45%
	N77	2.43	43%



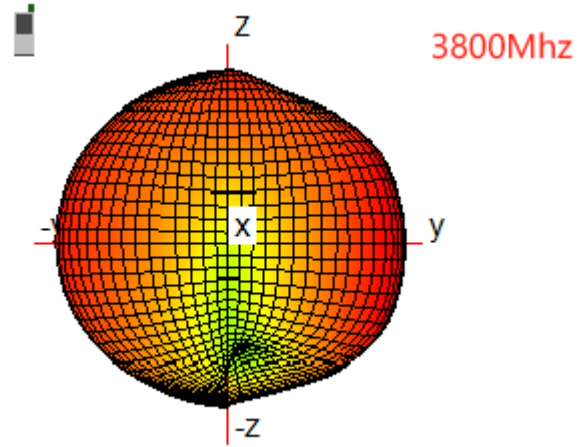
A4

ANT	BAND	GAIN	Efficiency
A4 (TX1)	B2/N2	1.72	44%
	B4/N4	1.84	43%
	B66/N66	1.91	43%



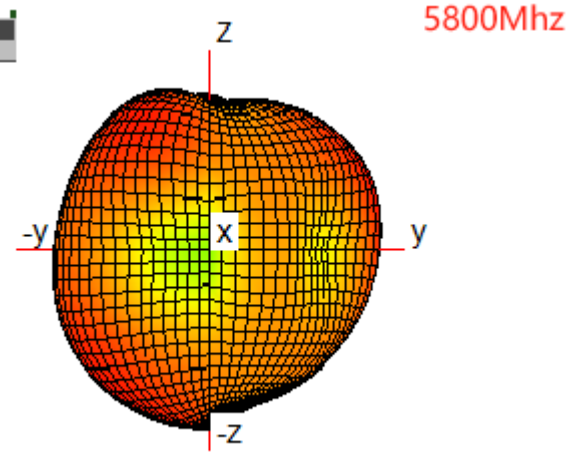
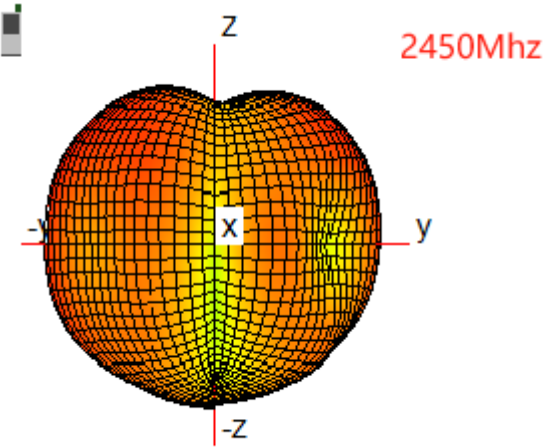
A5

ANT	BAND	GAIN	Efficiency
A5 (TX0)	B48/N48	0.8	44%
	N77	2.5	45%



WiFi 0

ANT	BAND		GAIN	Efficiency
W0	2.4G	2400-2483.5MHz	0.72	40%
	5G	5150-5250MHz	1.43	45%
		5250-5350MHz	1.65	43%
		5470-5725MHz	1.92	43%
		5725-5850MHz	2.11	42%
	6G	5925-7125MHz	3.00	40%



WiFi 1

ANT	BAND		GAIN	Efficiency
W1	2.4G	2400-2483.5MHz	0.87	41%
	5G	5150-5250MHz	1.36	44%
		5250-5350MHz	1.54	42%
		5470-5725MHz	1.88	43%
		5725-5850MHz	2.23	45%
	6G	5925-7125MHz	3.00	41%

