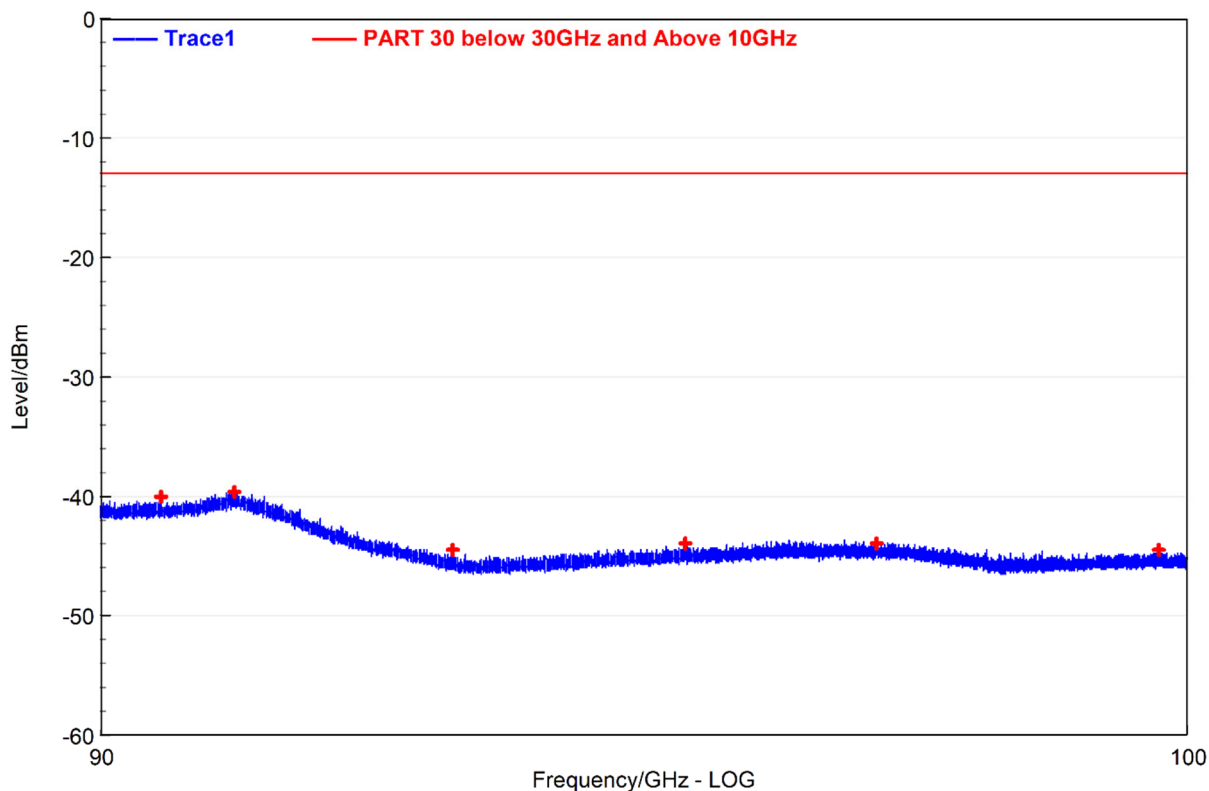


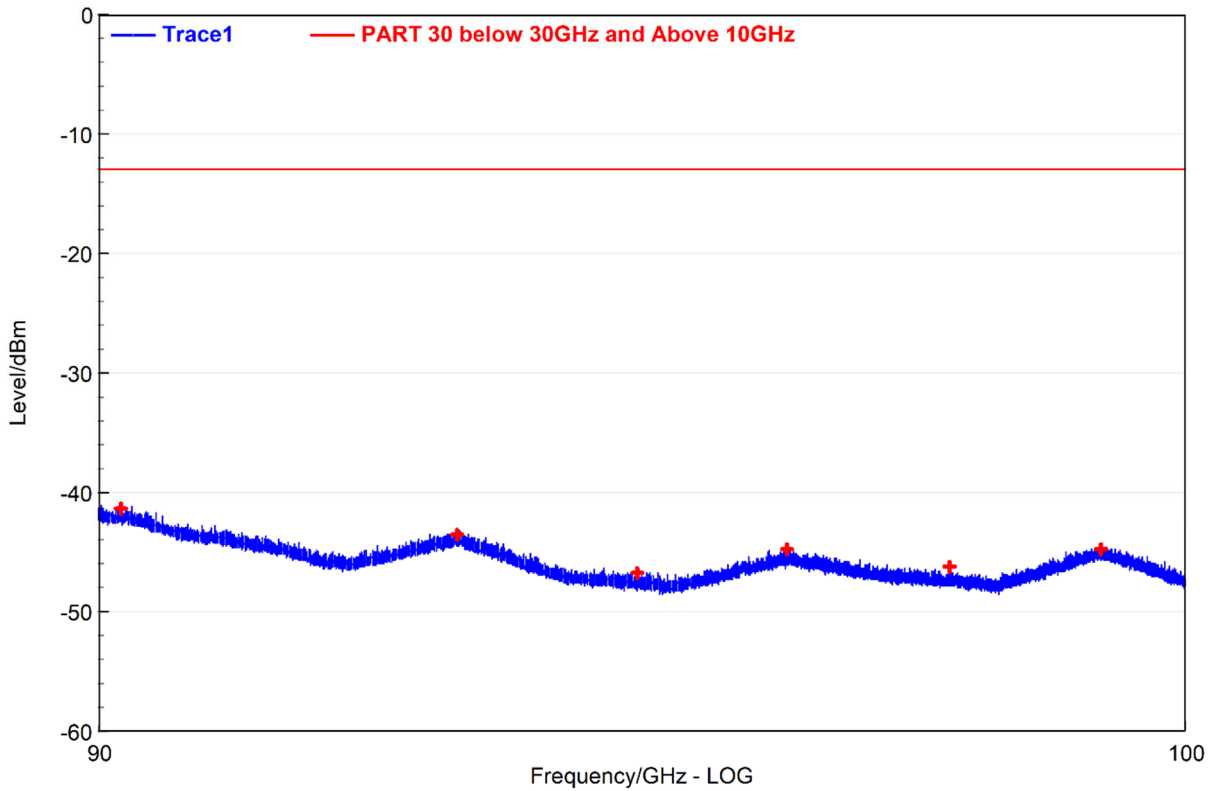
n261, Module 0, Beam ID 40+168, 100MHz, Low CH, DFT-s-OFDM QPSK Inner 1RB left, XH

Order	Frequency (MHz)	Level (dBm)	Antenna Polar	Path Loss (dB)	Corrected Loss (dB)	Limit (dBm)	Margin (dB)
1	90.1555	-41.39	H	-6.60	51.59	-13	28.39
2	93.19	-43.56	H	-9.35	51.95	-13	30.56
3	95.0445	-47.38	H	-11.13	49.52	-13	34.38
4	96.494	-44.86	H	-11.31	51.3	-13	31.86
5	98.141	-47.05	H	-11.30	49.46	-13	34.05
6	99.195	-44.8	H	-11.20	52.12	-13	31.8



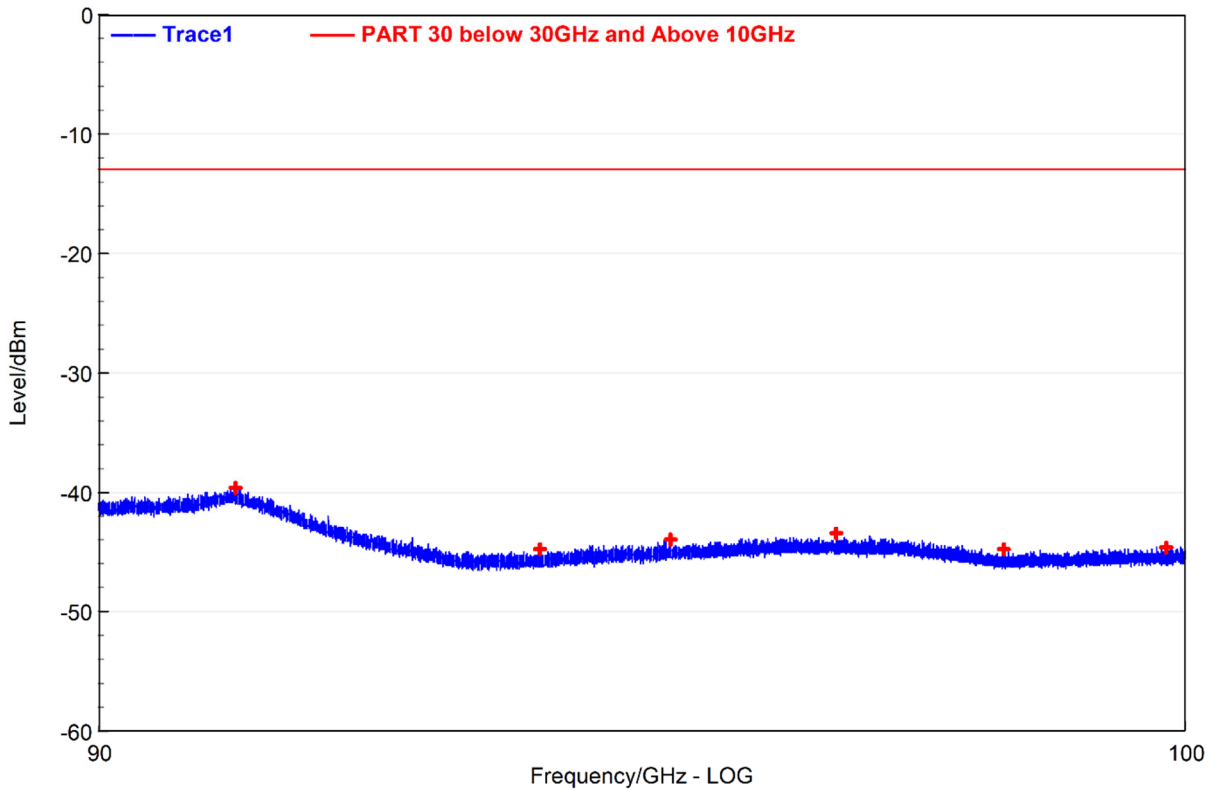
n261, Module 0, Beam ID 40+168, 100MHz, Low CH, DFT-s-OFDM QPSK Inner 1RB left, XV

Order	Frequency (MHz)	Level (dBm)	Antenna Polar	Path Loss (dB)	Corrected Loss (dB)	Limit (dBm)	Margin (dB)
1	90.538	-40.03	V	-7.59	53	-13	27.03
2	91.175	-39.65	V	-9.25	54.29	-13	26.65
3	93.133	-44.64	V	-10.42	50.17	-13	31.64
4	95.2555	-44.08	V	-11.27	52.37	-13	31.08
5	97.04	-44.03	V	-11.16	52.67	-13	31.03
6	99.721	-44.63	V	-11.21	51.83	-13	31.63



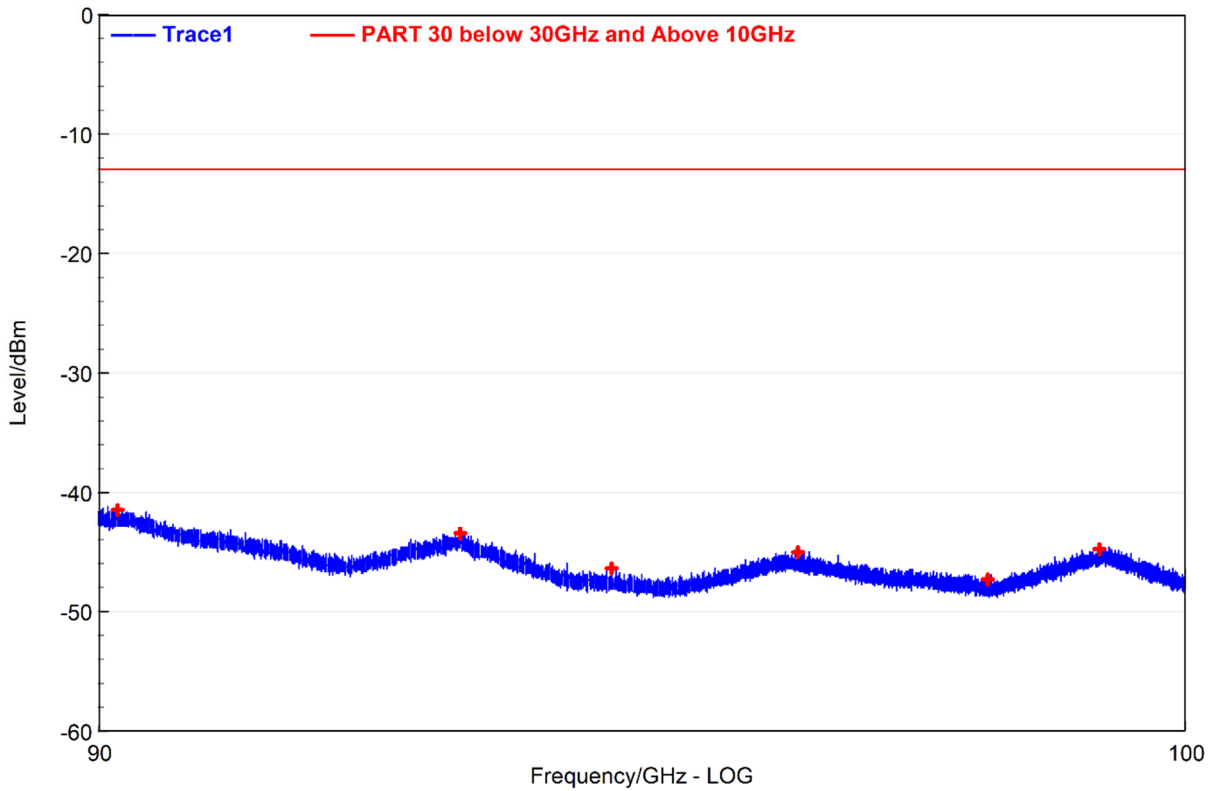
n261, Module 1, Beam ID 25, 100MHz, Low CH, DFT-s-OFDM QPSK Inner 1RB left, YH

Order	Frequency (MHz)	Level (dBm)	Antenna Polar	Path Loss (dB)	Corrected Loss (dB)	Limit (dBm)	Margin (dB)
1	90.197	-41.42	H	-6.63	51.59	-13	28.42
2	93.184	-43.69	H	-7.89	51.94	-13	30.69
3	94.831	-46.89	H	-9.39	49.51	-13	33.89
4	96.2125	-44.84	H	-10.78	51.71	-13	31.84
5	97.737	-46.37	H	-11.30	49.81	-13	33.37
6	99.1855	-44.8	H	-11.21	52.09	-13	31.8



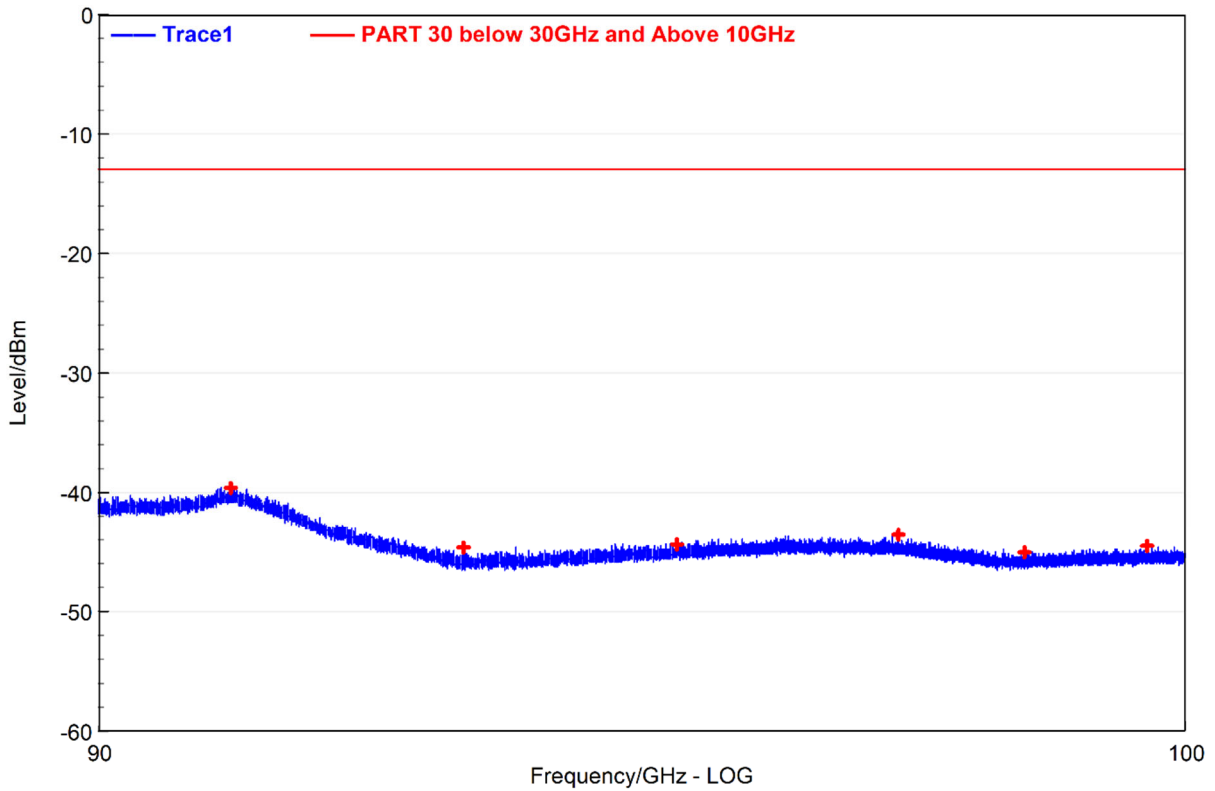
n261, Module 1, Beam ID 25, 100MHz, Low CH, DFT-s-OFDM QPSK Inner 1RB left, YV

Order	Frequency (MHz)	Level (dBm)	Antenna Polar	Path Loss (dB)	Corrected Loss (dB)	Limit (dBm)	Margin (dB)
1	91.212	-39.61	V	-7.63	54.31	-13	26.61
2	93.9345	-44.86	V	-9.42	50.85	-13	31.86
3	95.1345	-44.09	V	-10.71	52.27	-13	31.09
4	96.6715	-43.6	V	-11.27	52.7	-13	30.6
5	98.261	-44.89	V	-11.15	51.42	-13	31.89
6	99.8175	-44.68	V	-11.39	51.86	-13	31.68



n261, Module 1, Beam ID 25+153, 100MHz, Low CH, DFT-s-OFDM QPSK Inner 1RB left, YH

Order	Frequency (MHz)	Level (dBm)	Antenna Polar	Path Loss (dB)	Corrected Loss (dB)	Limit (dBm)	Margin (dB)
1	90.1745	-41.51	H	-6.64	51.59	-13	28.51
2	93.209	-43.6	H	-8.48	51.96	-13	30.6
3	94.5905	-46.49	H	-9.38	49.51	-13	33.49
4	96.313	-45.2	H	-11.30	51.57	-13	32.2
5	98.1	-47.34	H	-11.30	49.5	-13	34.34
6	99.168	-44.84	H	-11.21	52.04	-13	31.84

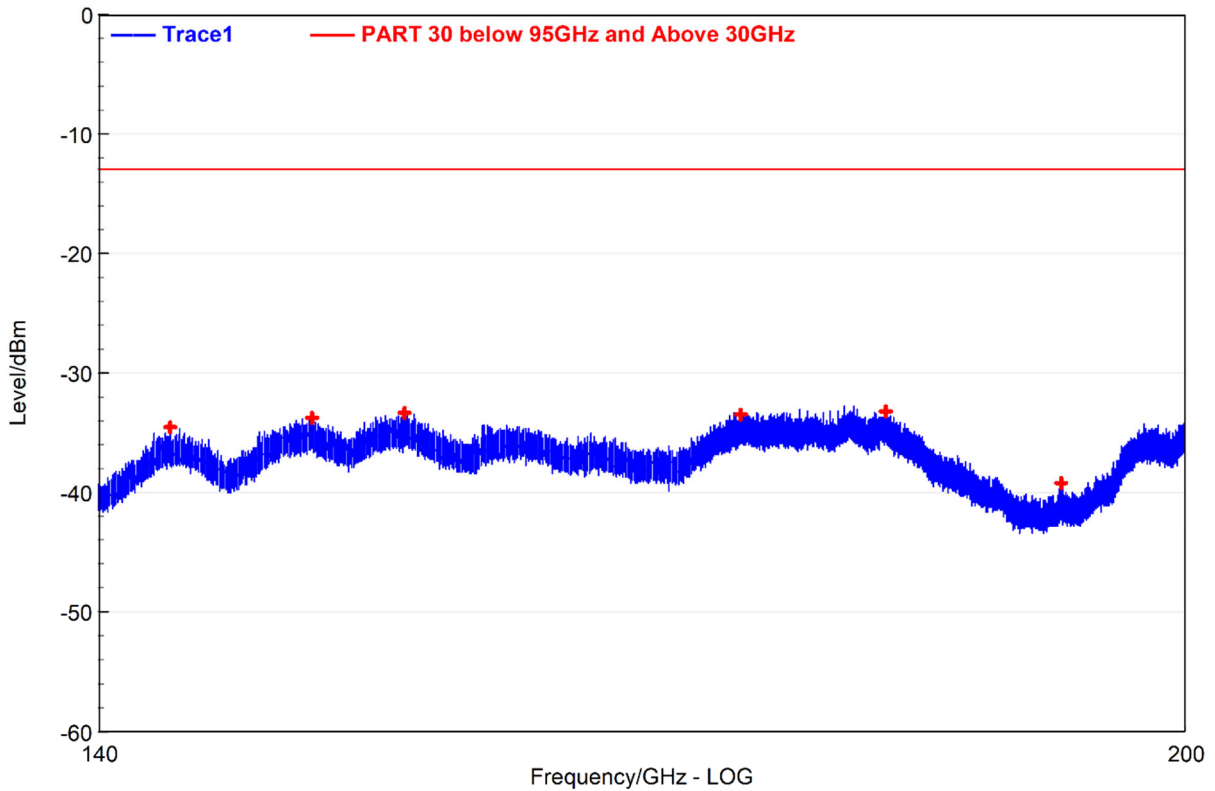


n261, Module 1, Beam ID 25+153, 100MHz, Low CH, DFT-s-OFDM QPSK Inner 1RB left, YV

Order	Frequency (MHz)	Level (dBm)	Antenna Polar	Path Loss (dB)	Corrected Loss (dB)	Limit (dBm)	Margin (dB)
1	91.164	-39.67	H	-7.60	54.27	-13	26.67
2	93.241	-44.78	H	-9.27	50.1	-13	31.78
3	95.1885	-44.48	H	-10.58	52.34	-13	31.48
4	97.265	-43.68	H	-11.25	52.58	-13	30.68
5	98.4555	-45.12	H	-11.15	51.47	-13	32.12
6	99.629	-44.62	H	-11.21	51.8	-13	31.62

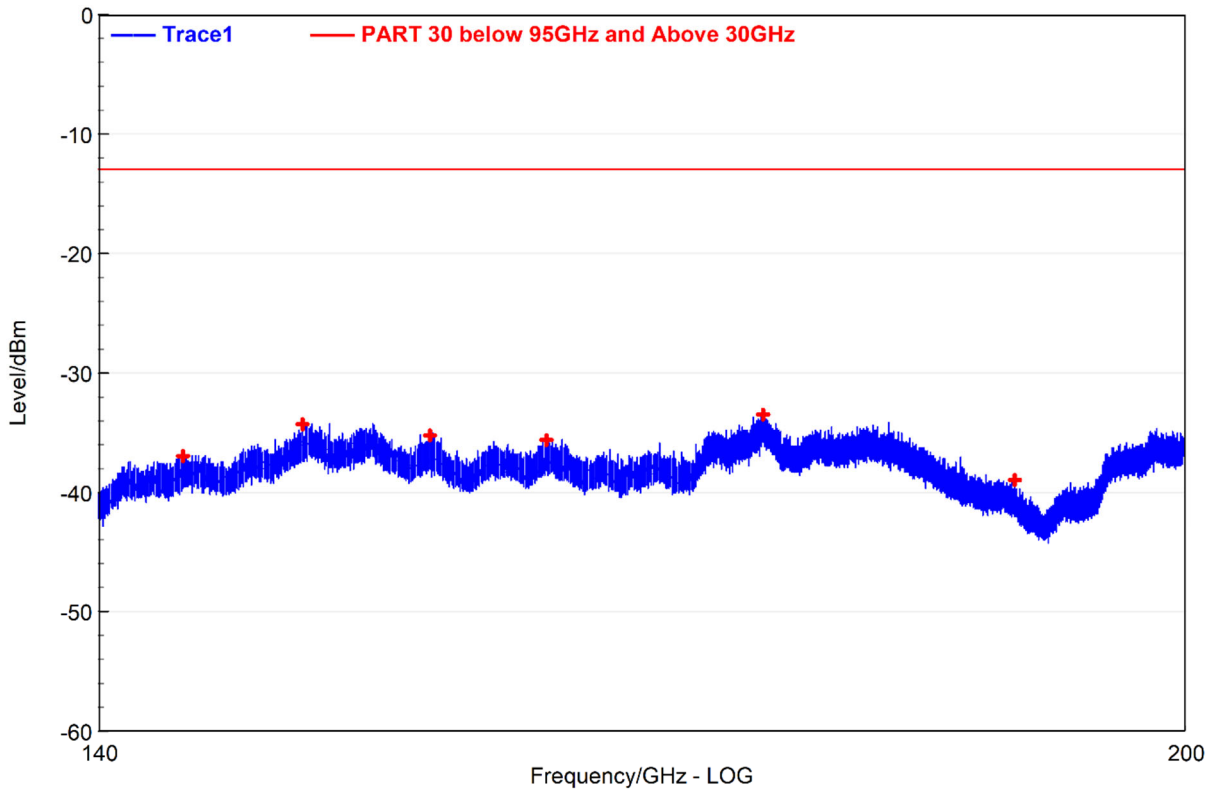


140 GHz – 200 GHz



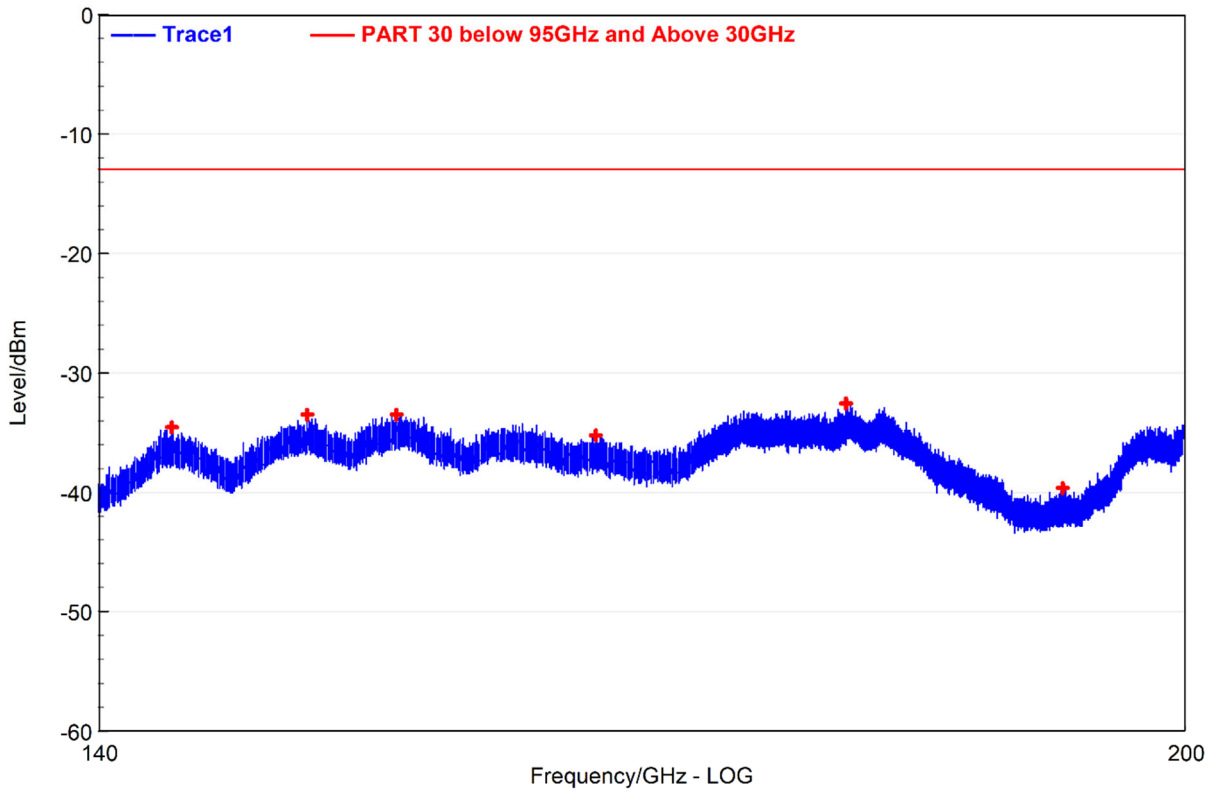
n260, Module 0, Beam ID 32, 50MHz, Low CH, DFT-s-OFDM QPSK Inner 1RB left, YH

Order	Frequency (MHz)	Level (dBm)	Antenna Polar	Path Loss (dB)	Corrected Loss (dB)	Limit (dBm)	Margin (dB)
1	143.357	-34.61	H	-6.83	58.11	-13	21.61
2	150.176	-33.76	H	-6.38	58.55	-13	20.76
3	154.798	-33.41	H	-5.39	57.91	-13	20.41
4	172.917	-33.5	H	-4.57	57.52	-13	20.5
5	181.289	-33.32	H	-5.36	59.16	-13	20.32
6	192.097	-39.23	H	-6.88	58.47	-13	26.23



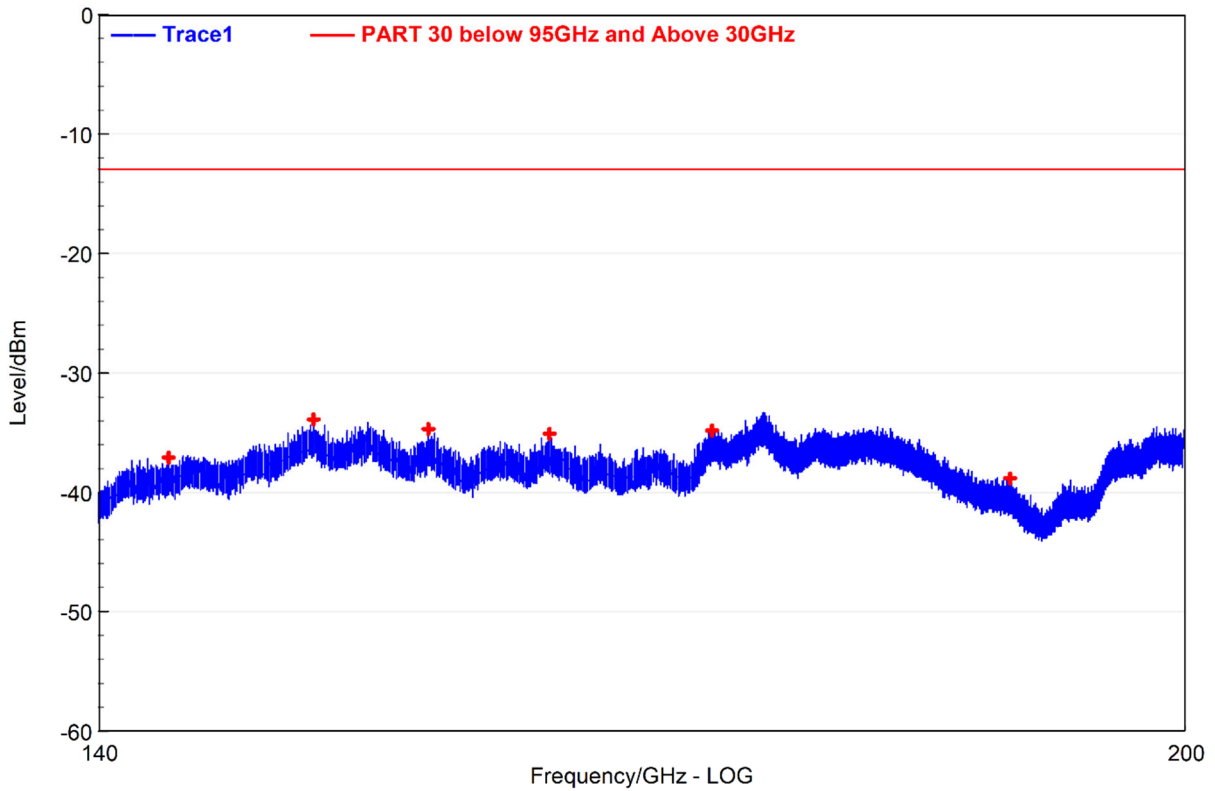
n260, Module 0, Beam ID 32, 50MHz, Low CH, DFT-s-OFDM QPSK Inner 1RB left, YV

Order	Frequency (MHz)	Level (dBm)	Antenna Polar	Path Loss (dB)	Corrected Loss (dB)	Limit (dBm)	Margin (dB)
1	144.008	-37.01	V	-7.24	55.65	-13	24.01
2	149.723	-34.27	V	-6.33	57.3	-13	21.27
3	156.114	-35.3	V	-5.50	55.84	-13	22.3
4	162.24	-35.66	V	-6.26	56.27	-13	22.66
5	174.176	-33.51	V	-4.86	57.28	-13	20.51
6	189.154	-38.98	V	-6.59	57.14	-13	25.98



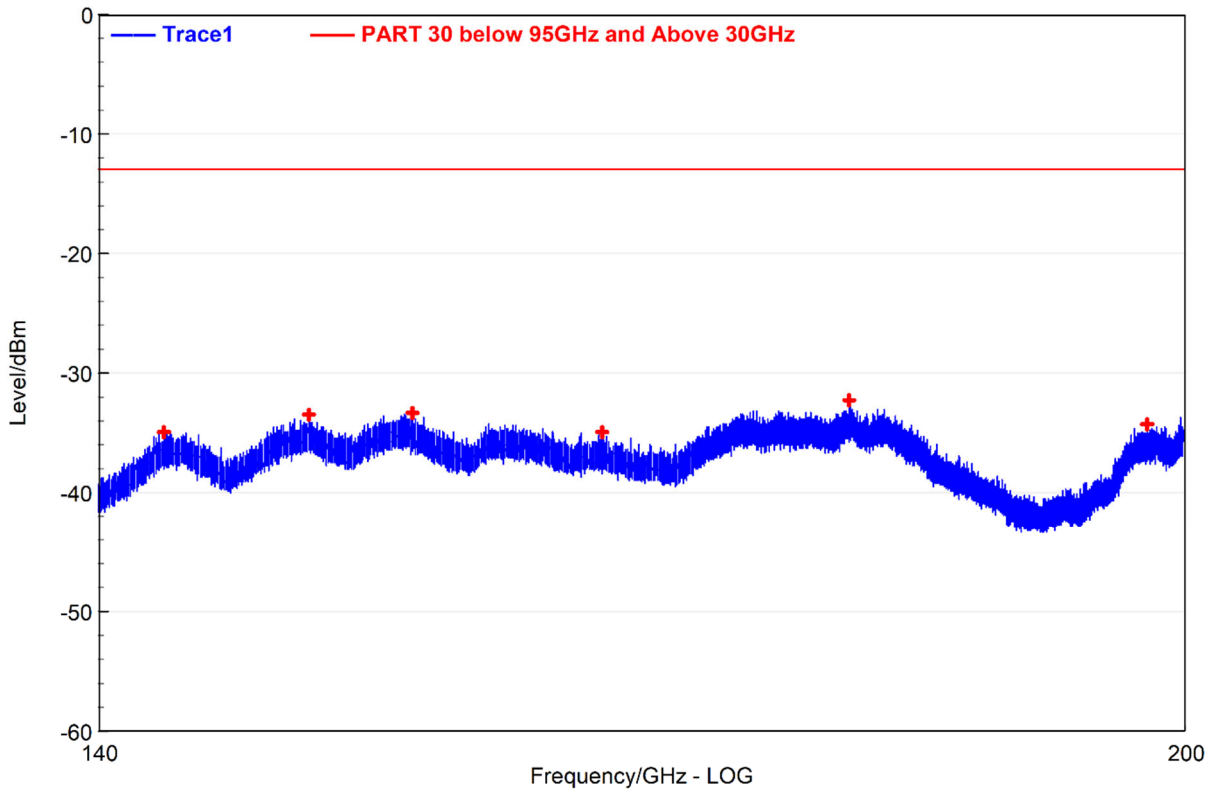
n260, Module 0, Beam ID 32+160, 100MHz, High CH, DFT-s-OFDM QPSK Inner 1RB left, XH

Order	Frequency (MHz)	Level (dBm)	Antenna Polar	Path Loss (dB)	Corrected Loss (dB)	Limit (dBm)	Margin (dB)
1	143.435	-34.62	H	-6.87	58.11	-13	21.62
2	149.999	-33.52	H	-6.38	58.54	-13	20.52
3	154.449	-33.47	H	-5.40	58	-13	20.47
4	164.84	-35.32	H	-4.75	57.91	-13	22.32
5	178.992	-32.66	H	-6.33	58.49	-13	19.66
6	192.136	-39.63	H	-7.23	58.47	-13	26.63



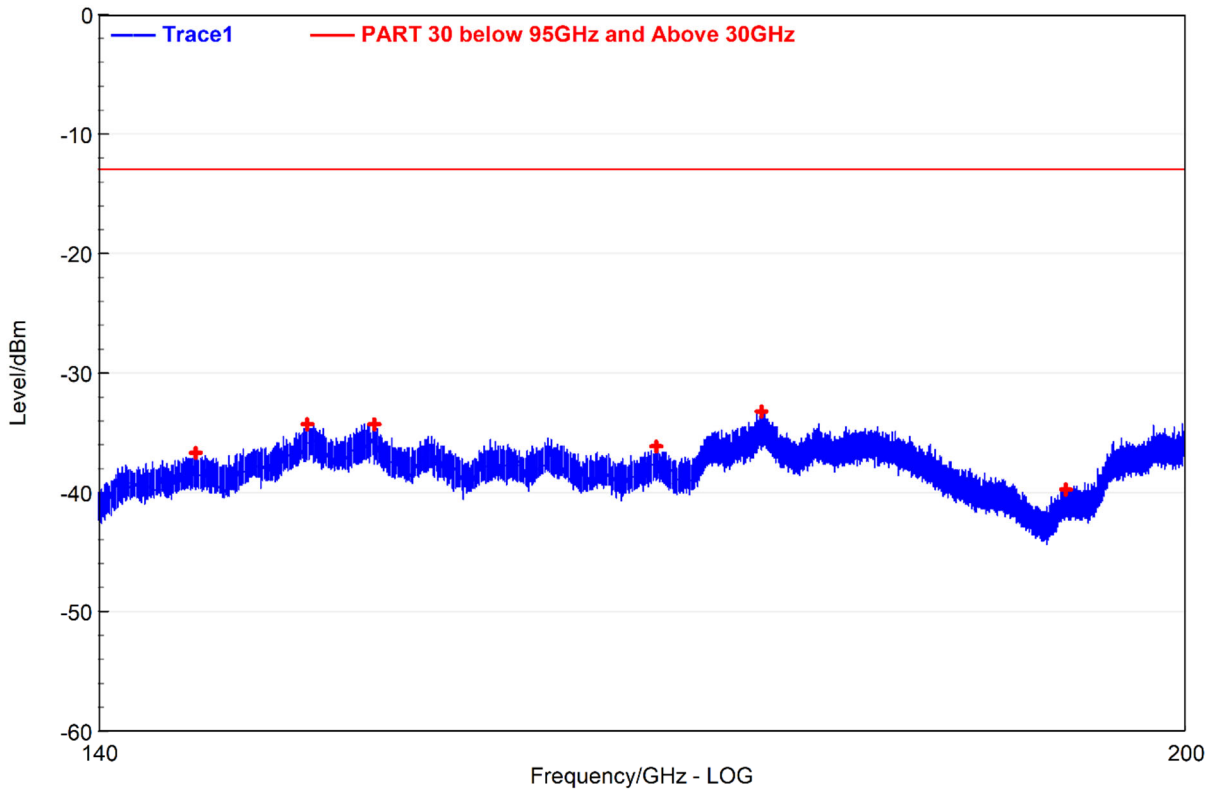
n260, Module 0, Beam ID 32+160, 100MHz, High CH, DFT-s-OFDM QPSK Inner 1RB left, XV

Order	Frequency (MHz)	Level (dBm)	Antenna Polar	Path Loss (dB)	Corrected Loss (dB)	Limit (dBm)	Margin (dB)
1	143.33	-37.07	V	-8.05	54.95	-13	24.07
2	150.286	-33.95	V	-6.34	57.67	-13	20.95
3	156.063	-34.75	V	-5.49	55.77	-13	21.75
4	162.394	-35.18	V	-7.30	56.25	-13	22.18
5	171.278	-34.89	V	-4.85	56.99	-13	21.89
6	188.854	-38.84	V	-5.61	57.12	-13	25.84



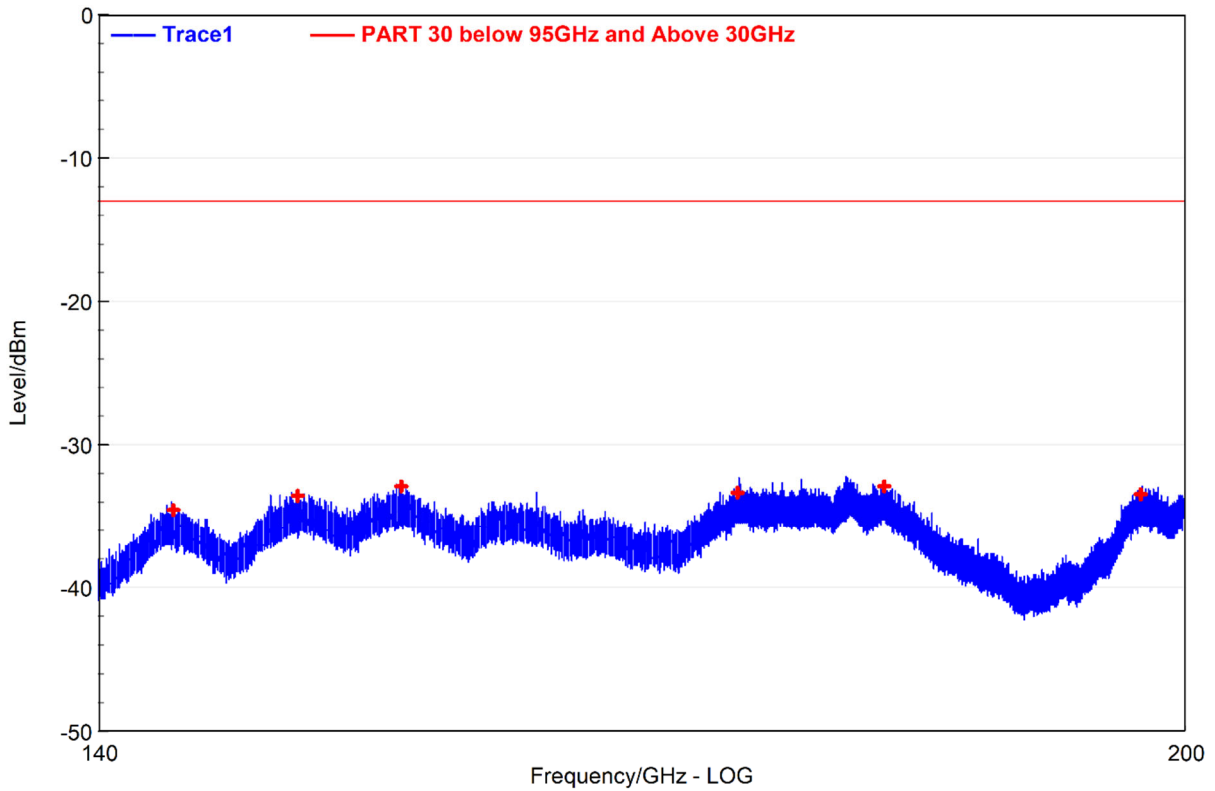
n260, Module 1, Beam ID 154, 100MHz, Low CH, DFT-s-OFDM QPSK Inner Full RB, YH

Order	Frequency (MHz)	Level (dBm)	Antenna Polar	Path Loss (dB)	Corrected Loss (dB)	Limit (dBm)	Margin (dB)
1	143.057	-34.98	H	-6.96	58	-13	21.98
2	150.015	-33.49	H	-6.35	58.54	-13	20.49
3	155.263	-33.46	H	-5.36	57.76	-13	20.46
4	165.17	-34.99	H	-4.96	58.05	-13	21.99
5	179.149	-32.38	H	-5.43	58.73	-13	19.38
6	197.561	-34.27	H	-6.88	58.36	-13	21.27



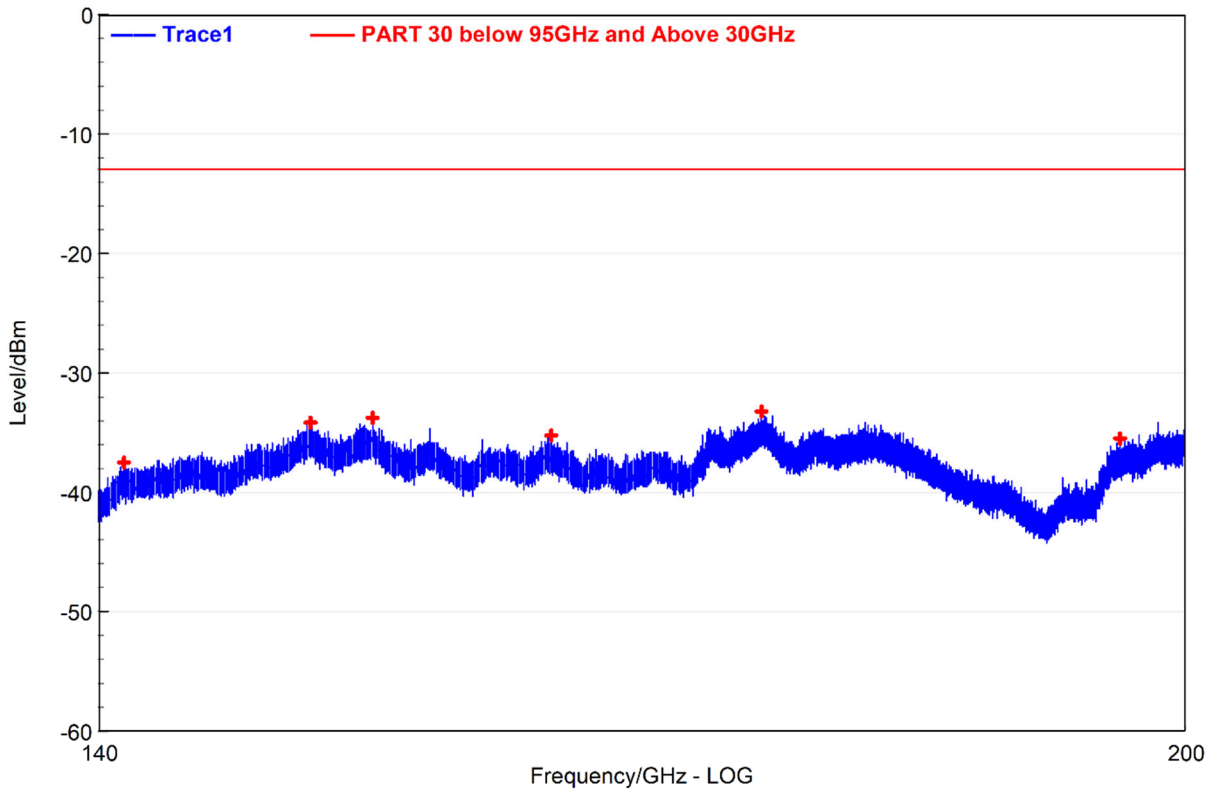
n260, Module 1, Beam ID 154, 100MHz, Low CH, DFT-s-OFDM QPSK Inner Full RB, YV

Order	Frequency (MHz)	Level (dBm)	Antenna Polar	Path Loss (dB)	Corrected Loss (dB)	Limit (dBm)	Margin (dB)
1	144.549	-36.73	V	-8.13	55.92	-13	23.73
2	150.001	-34.37	V	-6.33	57.59	-13	21.37
3	153.283	-34.36	V	-5.42	57.09	-13	21.36
4	168.147	-36.26	V	-6.25	57.26	-13	23.26
5	174.082	-33.22	V	-4.85	57.14	-13	20.22
6	192.379	-39.85	V	-6.45	56.76	-13	26.85



n260, Module 1, Beam ID 154+26, 100MHz, Low CH, DFT-s-OFDM QPSK Inner Full RB, XH

Order	Frequency (MHz)	Level (dBm)	Antenna Polar	Path Loss (dB)	Corrected Loss (dB)	Limit (dBm)	Margin (dB)
1	142.863	-35.11	H	-6.94	57.81	-13	22.11
2	149.563	-33.92	H	-6.40	58.51	-13	20.92
3	155.021	-33.51	H	-5.43	57.86	-13	20.51
4	168.682	-35.81	H	-4.68	57.51	-13	22.81
5	179.47	-32.61	H	-6.36	58.56	-13	19.61
6	198.008	-34.36	H	-6.94	58.29	-13	21.36



n260, Module 1, Beam ID 154+26, 100MHz, Low CH, DFT-s-OFDM QPSK Inner Full RB, XV

Order	Frequency (MHz)	Level (dBm)	Antenna Polar	Path Loss (dB)	Corrected Loss (dB)	Limit (dBm)	Margin (dB)
1	141.229	-37.54	V	-7.05	55.87	-13	24.54
2	150.118	-34.27	V	-6.33	57.71	-13	21.27
3	153.208	-33.77	V	-5.83	57.23	-13	20.77
4	162.481	-35.3	V	-4.85	56.24	-13	22.3
5	174.083	-33.32	V	-5.65	57.14	-13	20.32
6	195.811	-35.53	V	-6.53	56.9	-13	22.53



2.5. Band Edge Emissions

2.5.1. Requirement

According to FCC section 30.203, The conductive power or the total radiated power of any emission outside a licensee's frequency block shall be -13 dBm/MHz or lower. However, in the bands immediately outside and adjacent to the licensee's frequency block, having a bandwidth equal to 10 percent of the channel bandwidth, the conductive power or the total radiated power of any emission shall be -5 dBm/MHz or lower.

2.5.2. Test procedure

ANSI C63.26-2015 - Section 5

KDB 842590 D01 v01 Section 4.4.2.4

2.5.3. Test settings

1. Set the EUT power to the maximum
2. Set the start stop frequency to measure the upper and lower band edge
3. Detector = RMS
4. Trace mode = Trace average
5. Sweep time = Auto
6. Number of sweep point $\cong 2 * \text{span} / \text{RBW}$
7. RBW = 1MHz, VBW = 3MHz

Note 1:

- 1) Perform maximum EIRP measurement as described in 5.5.4 of ANSI C63.26 (field strength method). Note: EIRP measurements are performed using linearly polarized antenna. Both horizontal and vertical polarizations are measured separately and not summed. The highest amplitude signal measured from horizontal or vertical polarization is used for determining compliance to the unwanted emission limit.
- 2) Compare the measured maximum EIRP at each frequency with the applicable TRP limit.
- 3) If the maximum EIRP is less than TRP limit then early exit condition is met, and no further measurements are required for that frequency.
- 4) Otherwise follow TRP measurement procedures using the Spherical Grid TRP Method. If the device does not meet the emission limit at one or some frequencies, then TRP measurements need be performed only those frequencies.

Note2: All Spurious Emission tests were performed in X, Y, Z axis direction. And only the worst axis test condition was recorded in this test report.

Note3: All bandwidth, and modulation were considered and evaluated respectively by performing full test for each band, only the worst cases were recorded in this test report.



Note 4: The average EIRP reported calculated is according to KDB 842590.

Analyzer Offset (dB)= Corrected Loss (dB) + Path Loss (dB).

where:

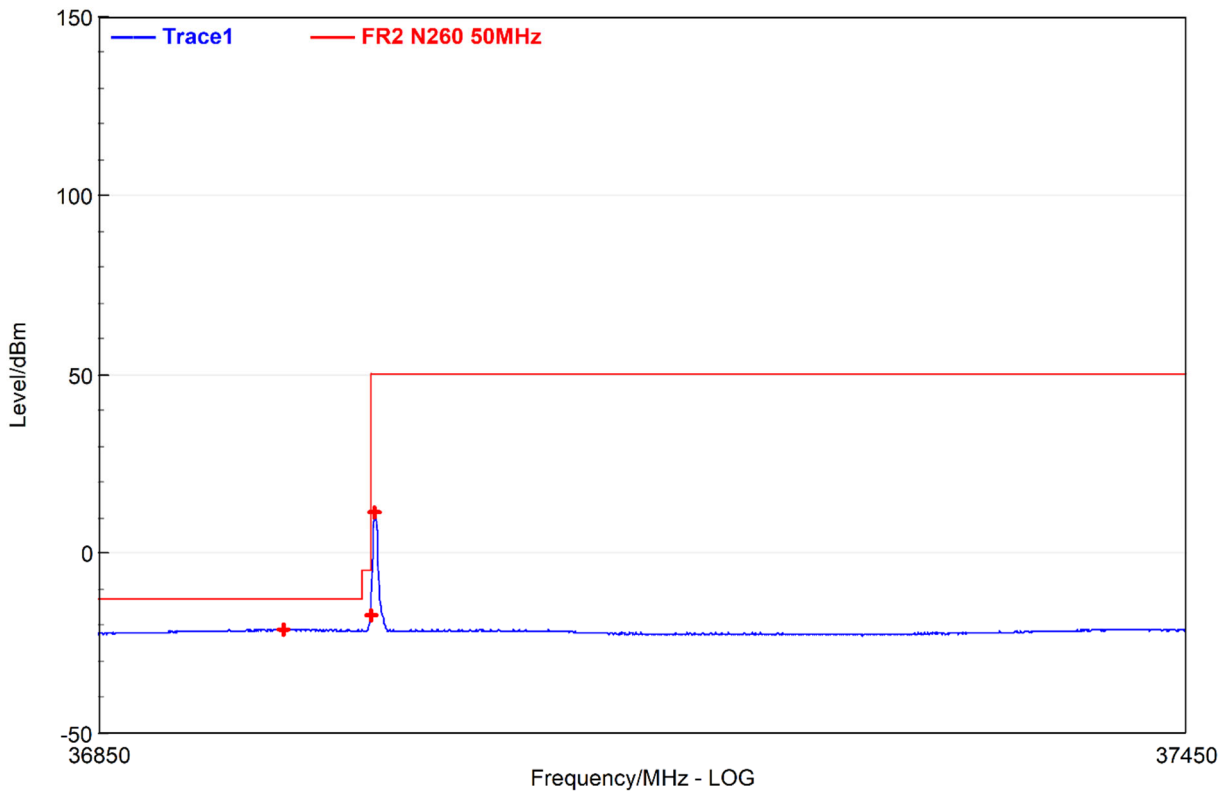
Corrected Loss (dB)= Space Loss (dB) – Antenna Gain (dBi).

Path Loss (dB)= Converter Loss(dB) + Cable Loss (dB).

Note: For below 40GHz, since the test does not require the use of a mixer, so the test results do not require the calculation of Converter Loss.

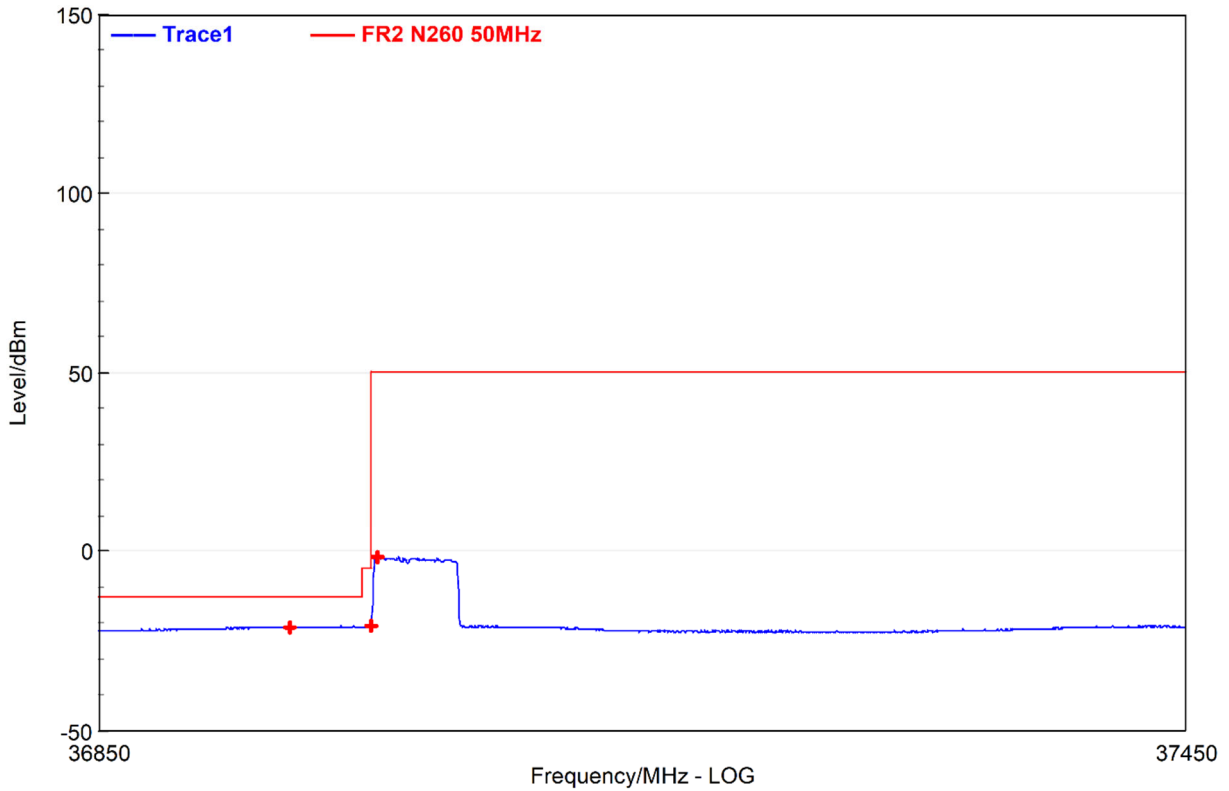
The analyzer offset will be specified in the test results table.

2.5.4. Test Result



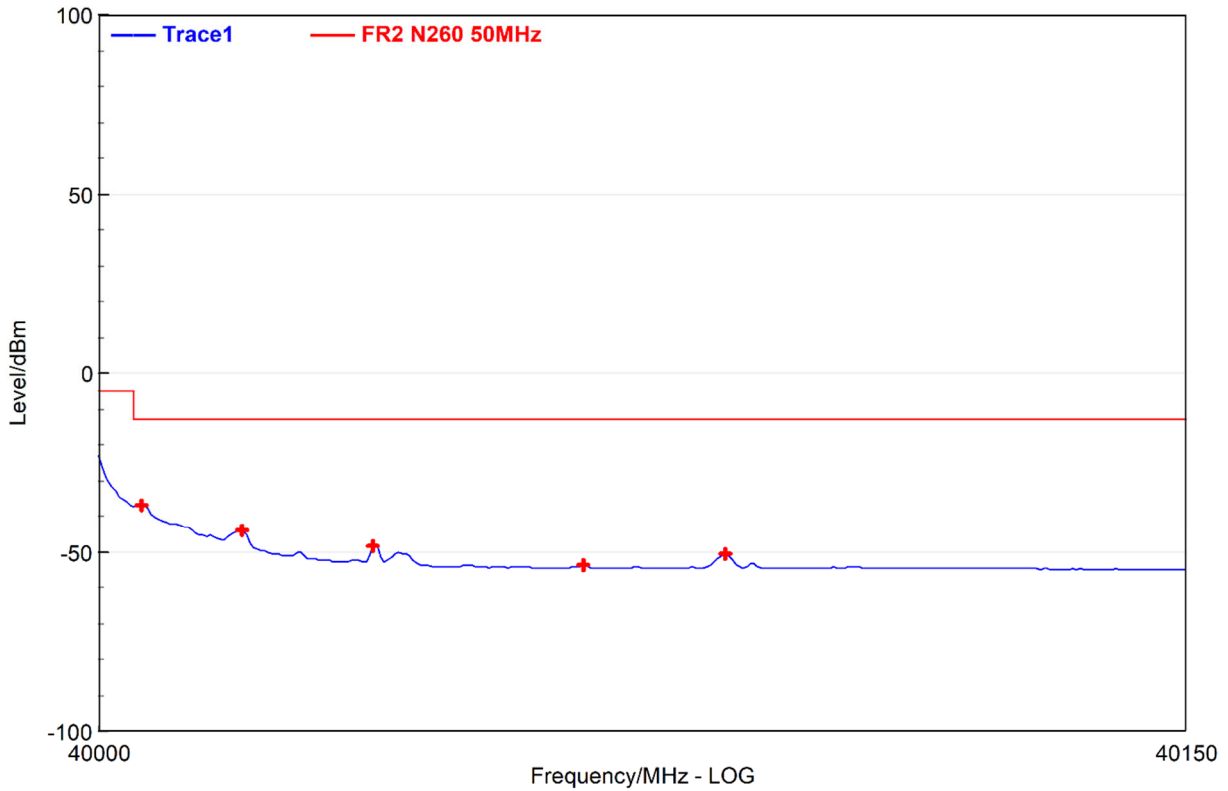
n260, Module 0, Beam ID 32, 50MHz, Low CH, DFT-s-OFDM QPSK 1RB

Order	Frequency (MHz)	Level (dBm)	Antenna Polar	Path Loss (dB)	Corrected Loss (dB)	Limit (dBm)	Margin (dB)
1	36952	-21.74	H	14.44	54.43	-13	8.74
2	37000	-17.42	H	14.58	54.5	-5	12.42
3	37002.5	11.42	H	14.59	54.5	50	38.58



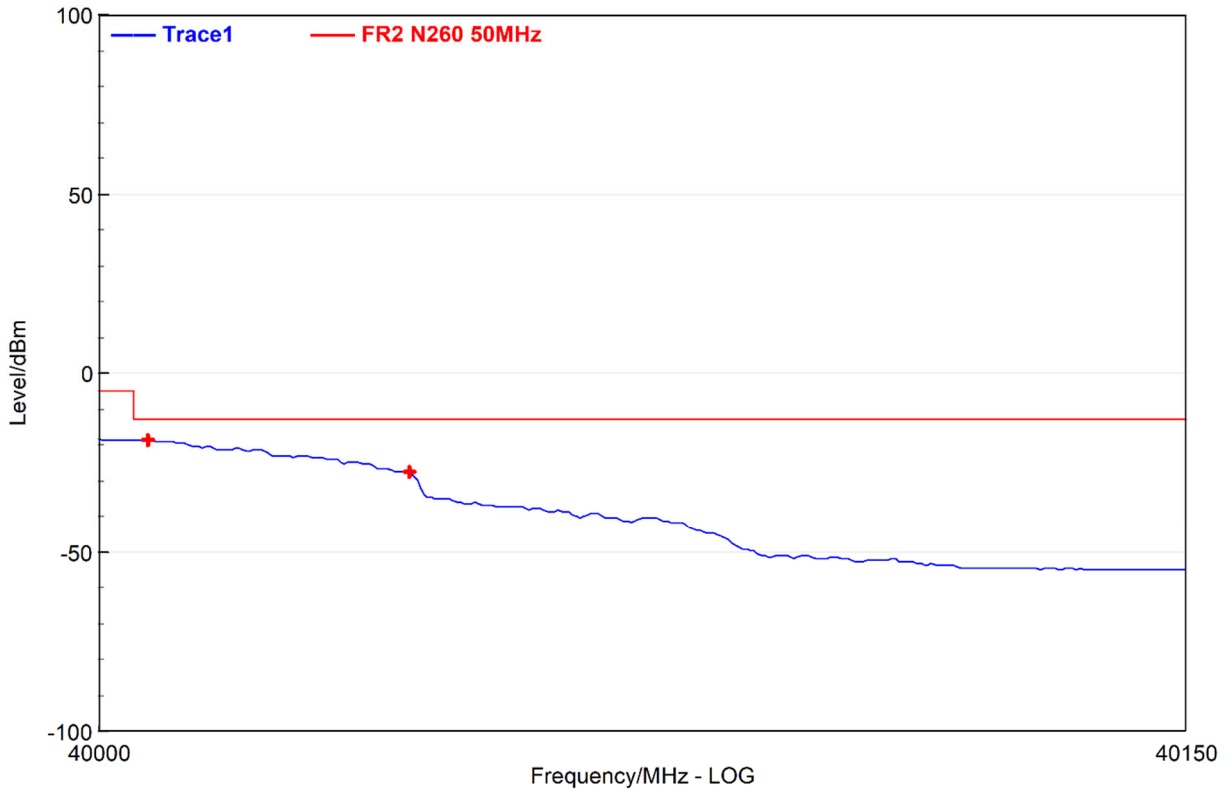
n260, Module 0, Beam ID 32, 50MHz, Low CH, DFT-s-OFDM QPSK Full RB

Order	Frequency (MHz)	Level (dBm)	Antenna Polar	Path Loss (dB)	Corrected Loss (dB)	Limit (dBm)	Margin (dB)
1	36956	-21.57	H	14.45	54.43	-13	8.57
2	37000	-21.25	H	14.58	54.5	-5	16.25
3	37004	-1.99	H	14.59	54.5	50	51.99



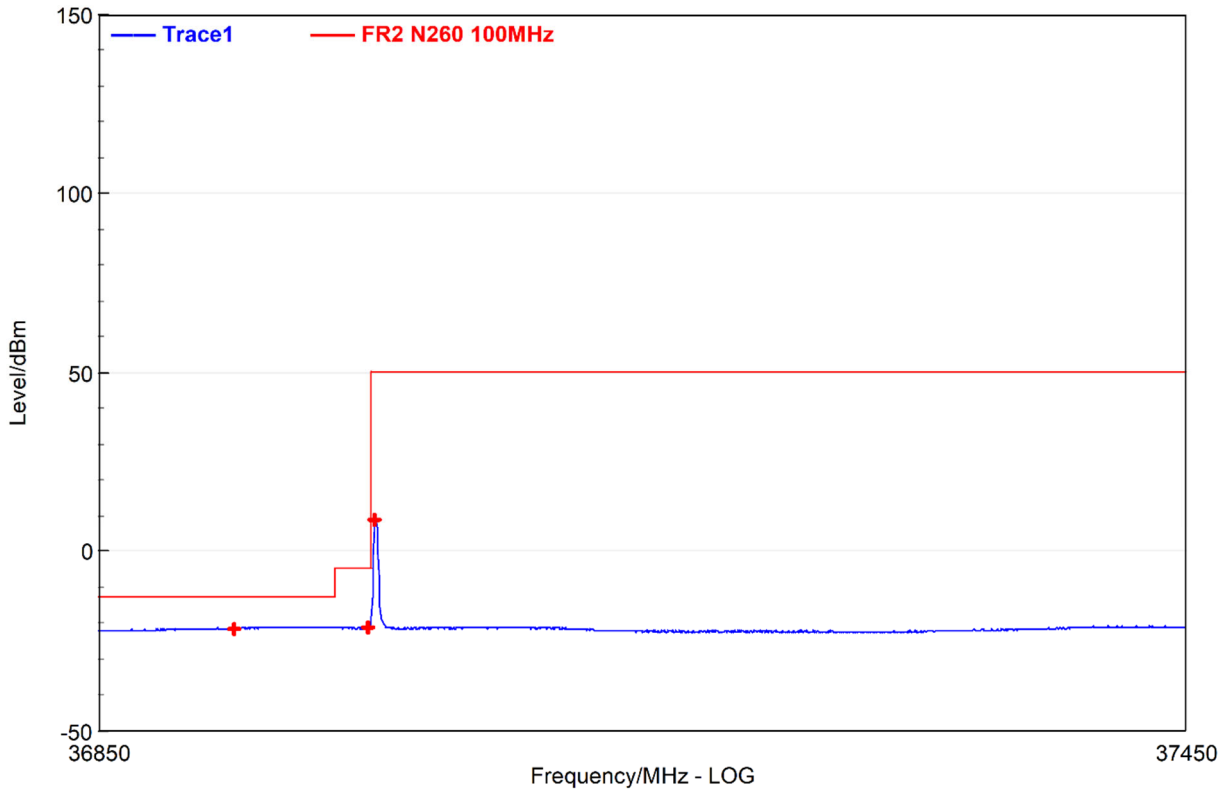
n260, Module 0, Beam ID 32, 50MHz, High CH, DFT-s-OFDM QPSK 1RB

Order	Frequency (MHz)	Level (dBm)	Antenna Polar	Path Loss (dB)	Corrected Loss (dB)	Limit (dBm)	Margin (dB)
1	40006	-36.9	V	-28.48	49.53	-13	23.9
2	40020	-44.27	V	-28.50	49.53	-13	31.27
3	40038	-48.45	V	-28.53	49.53	-13	35.45
4	40067	-54.07	V	-28.89	49.53	-13	41.07
5	40086.5	-51.08	V	-28.93	49.53	-13	38.08



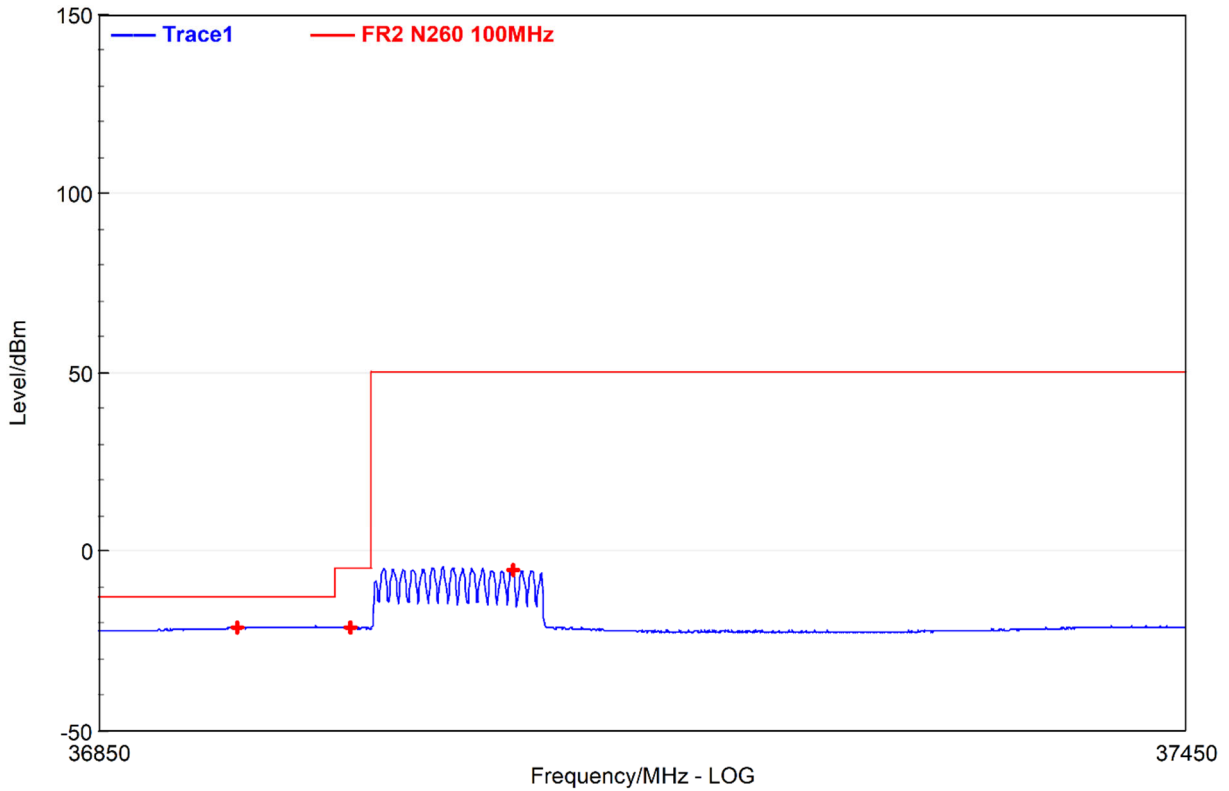
n260, Module 0, Beam ID 32, 50MHz, High CH, DFT-s-OFDM QPSK Full RB

Order	Frequency (MHz)	Level (dBm)	Antenna Polar	Path Loss (dB)	Corrected Loss (dB)	Limit (dBm)	Margin (dB)
1	40000	-18.49	V	-28.48	49.53	50	68.49
2	40007	-18.91	V	-28.50	49.53	-13	5.91
3	40043	-27.81	V	-28.53	49.53	-13	14.81



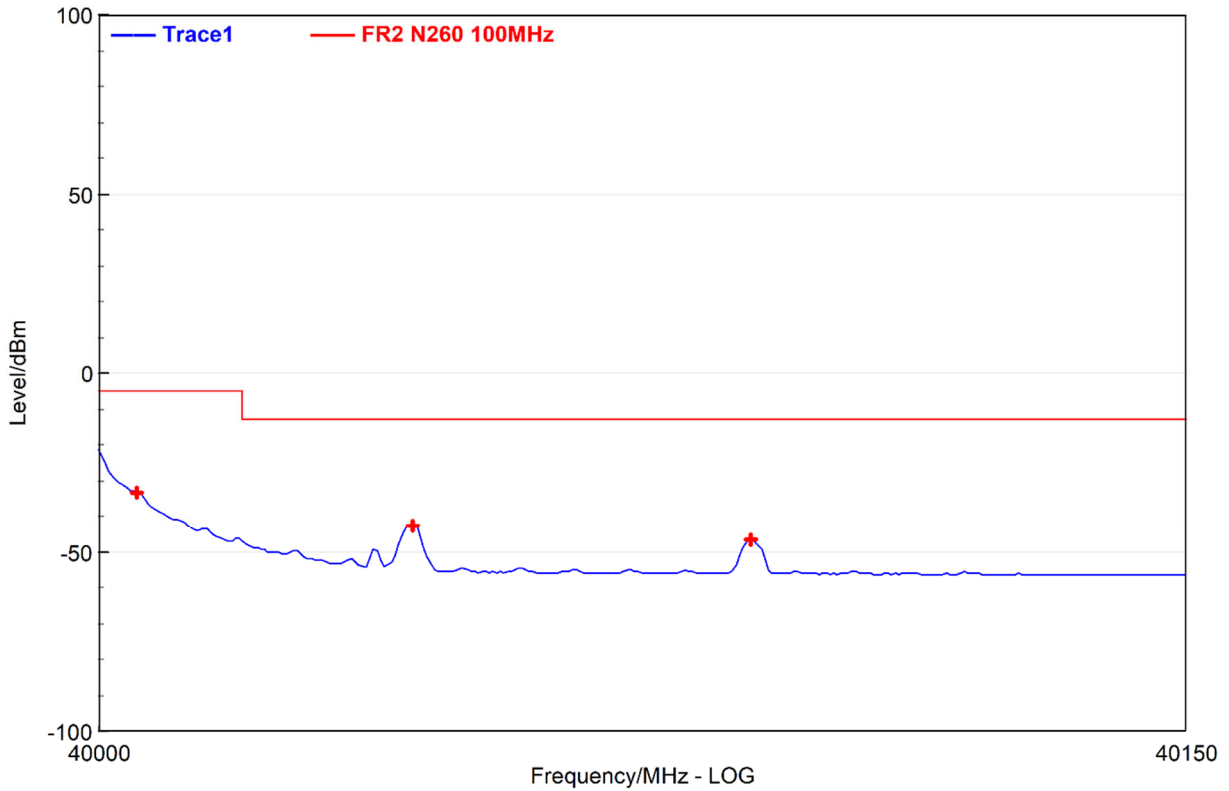
n260, Module 0, Beam ID 32+160, 100MHz, Low CH, DFT-s-OFDM QPSK 1RB

Order	Frequency (MHz)	Level (dBm)	Antenna Polar	Path Loss (dB)	Corrected Loss (dB)	Limit (dBm)	Margin (dB)
1	36925	-21.8	V	14.36	54.39	-13	8.8
2	36999	-21.47	V	14.58	54.5	-5	16.47
3	37002.5	8.69	V	14.59	54.5	50	41.31



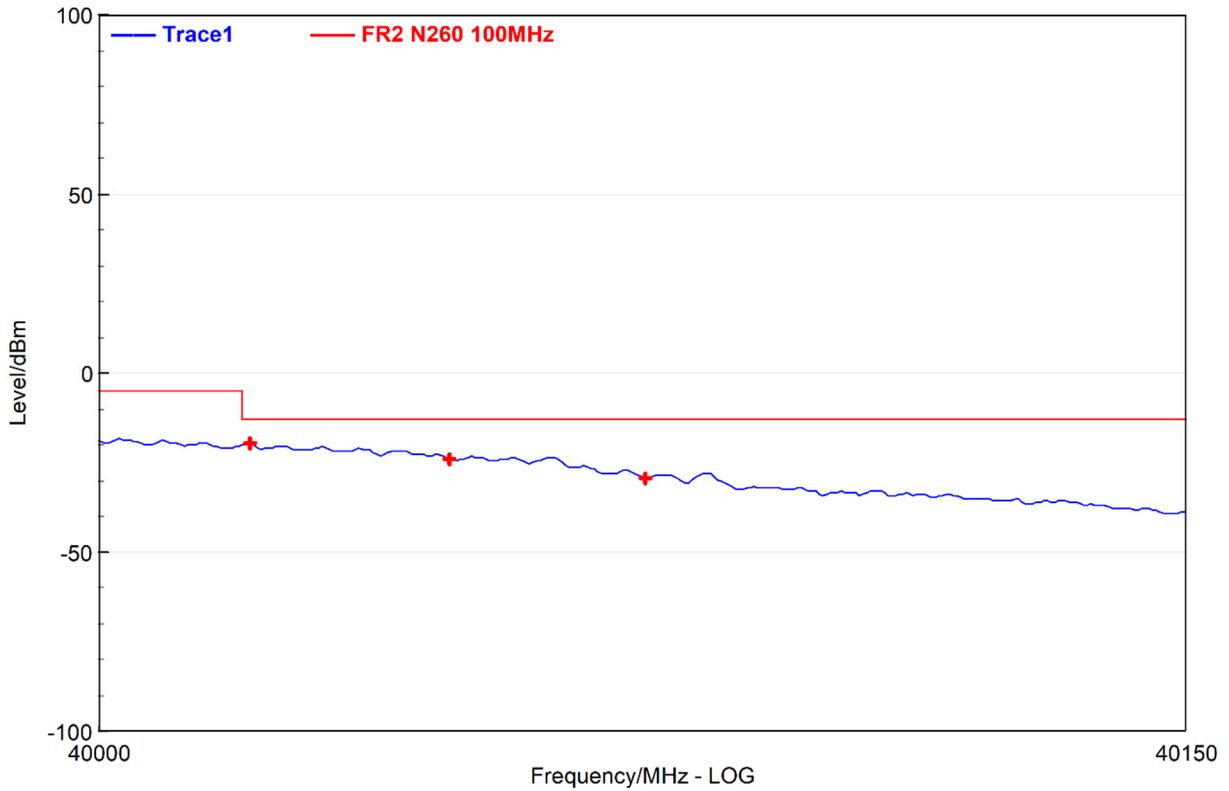
n260, Module 0, Beam ID 32+160, 100MHz, Low CH, DFT-s-OFDM QPSK Full RB

Order	Frequency (MHz)	Level (dBm)	Antenna Polar	Path Loss (dB)	Corrected Loss (dB)	Limit (dBm)	Margin (dB)
1	36927	-21.66	V	14.37	54.39	-13	8.66
2	36989	-21.68	V	14.55	54.48	-5	16.68
3	37078	-5.49	V	14.8	54.61	50	55.49



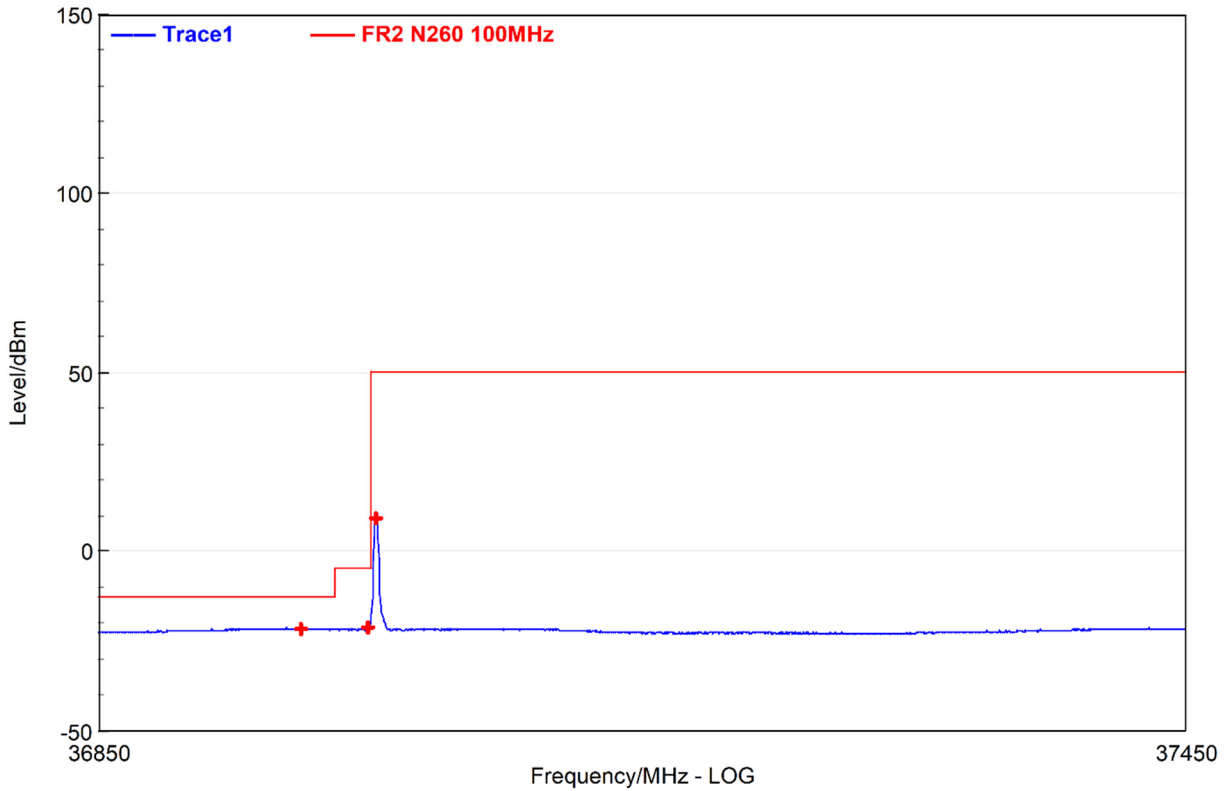
n260, Module 0, Beam ID 32+160, 100MHz, High CH, DFT-s-OFDM QPSK 1RB

Order	Frequency (MHz)	Level (dBm)	Antenna Polar	Path Loss (dB)	Corrected Loss (dB)	Limit (dBm)	Margin (dB)
1	40005.5	-33.33	V	-28.48	49.53	-5	28.33
2	40043.5	-42.8	V	-28.50	49.53	-13	29.8
3	40090	-47.04	V	-28.53	49.53	-13	34.04



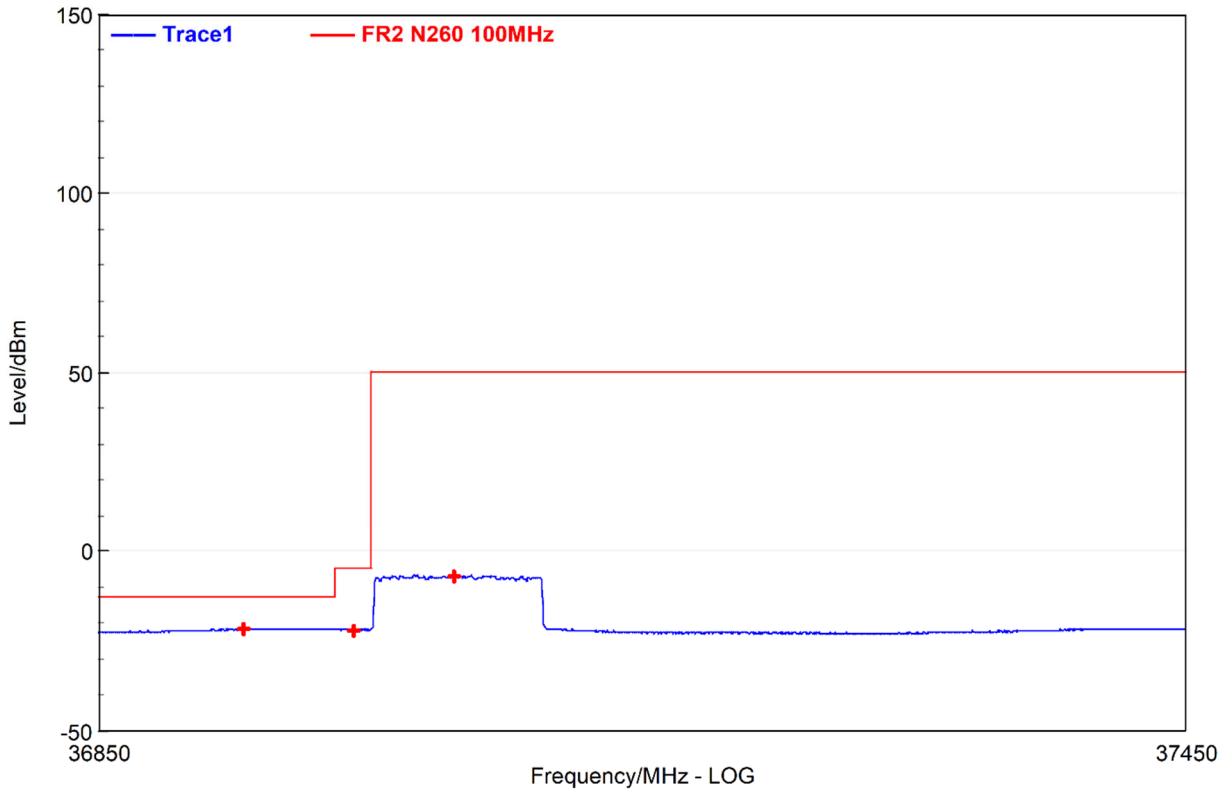
n260, Module 0, Beam ID 32+160, 100MHz, High CH, DFT-s-OFDM QPSK Full RB

Order	Frequency (MHz)	Level (dBm)	Antenna Polar	Path Loss (dB)	Corrected Loss (dB)	Limit (dBm)	Margin (dB)
1	40021	-19.77	V	-28.48	49.53	-13	6.77
2	40048.5	-24.08	V	-28.50	49.53	-13	11.08
3	40075.5	-29.45	V	-28.53	49.53	-13	16.45



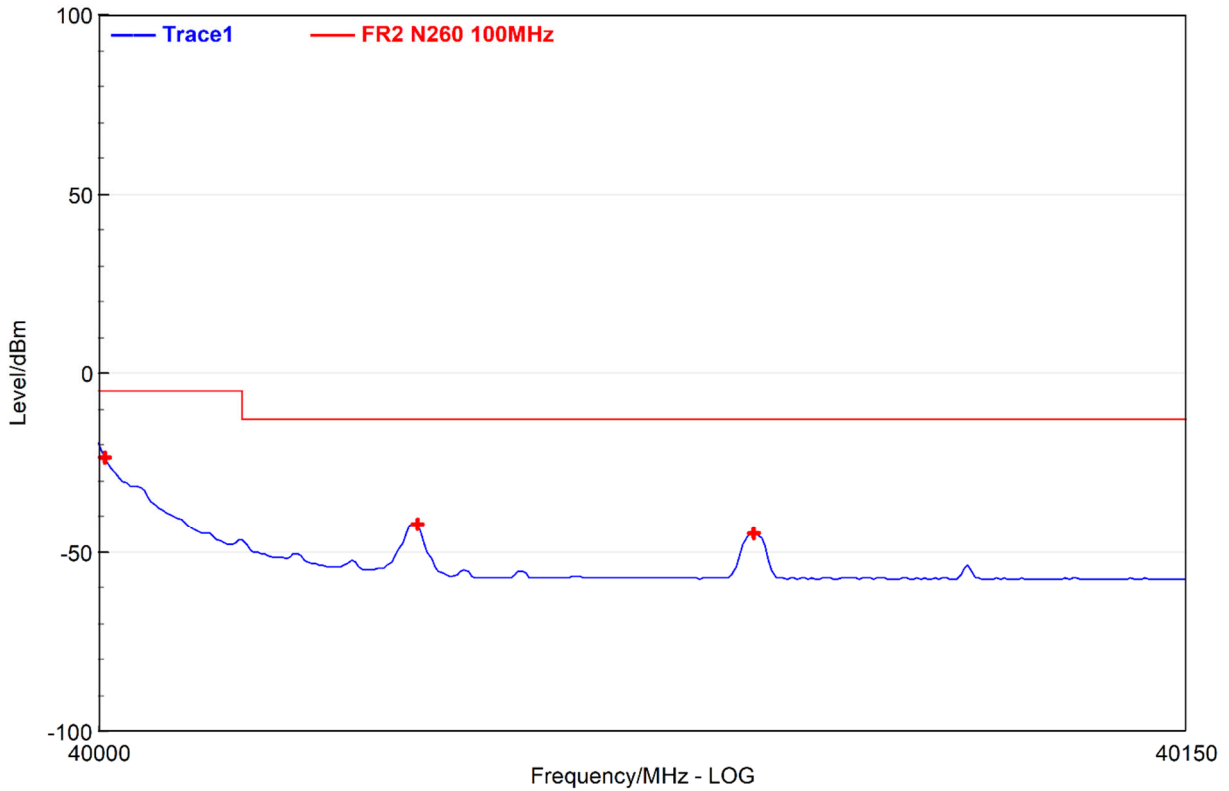
n260, Module 1, Beam ID 154, 100MHz, Low CH, DFT-s-OFDM QPSK 1RB

Order	Frequency (MHz)	Level (dBm)	Antenna Polar	Path Loss (dB)	Corrected Loss (dB)	Limit (dBm)	Margin (dB)
1	36961.5	-22.08	H	14.47	54.02	-13	9.08
2	36999	-21.51	H	14.58	54.08	-5	16.51
3	37003	8.92	H	14.59	54.08	50	41.08



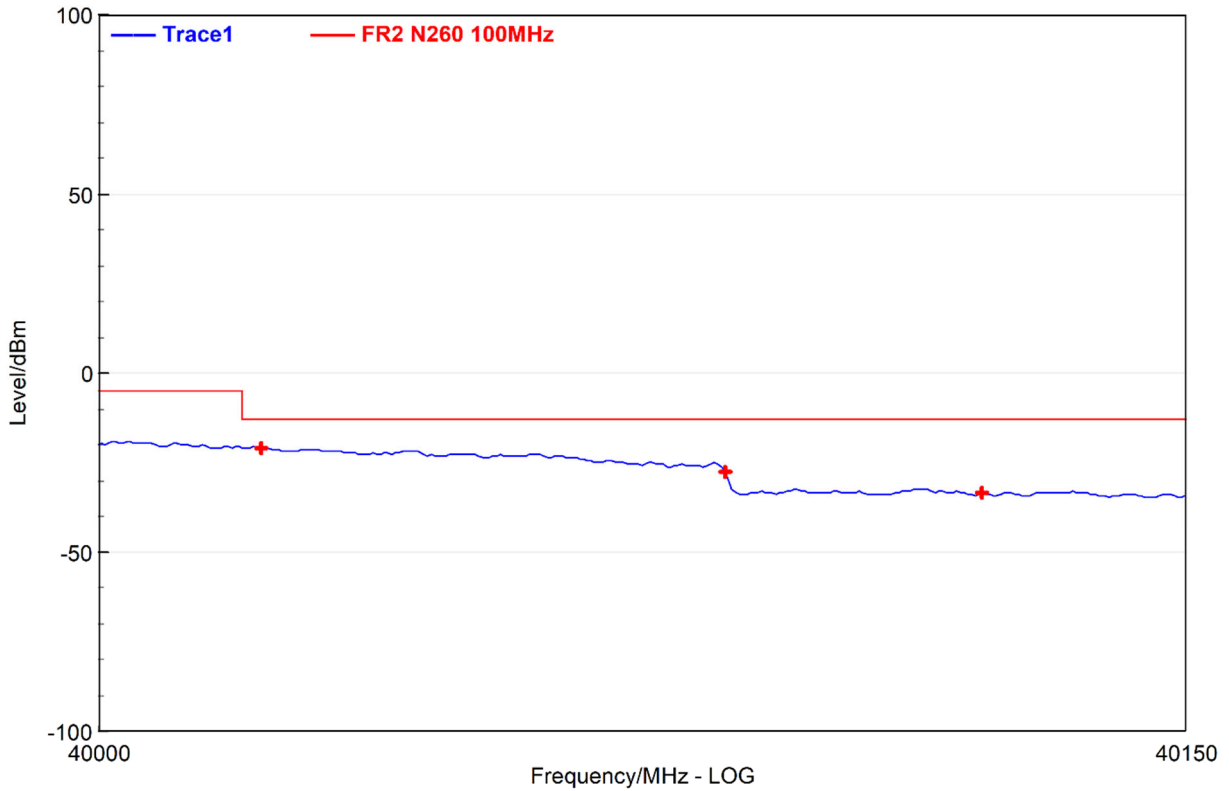
n260, Module 1, Beam ID 154, 100MHz, Low CH, DFT-s-OFDM QPSK Full RB

Order	Frequency (MHz)	Level (dBm)	Antenna Polar	Path Loss (dB)	Corrected Loss (dB)	Limit (dBm)	Margin (dB)
1	36930.5	-22.08	H	14.38	53.97	-13	9.08
2	36991	-22.24	H	14.55	54.06	-5	17.24
3	37045.5	-7.32	H	14.71	54.15	50	57.32



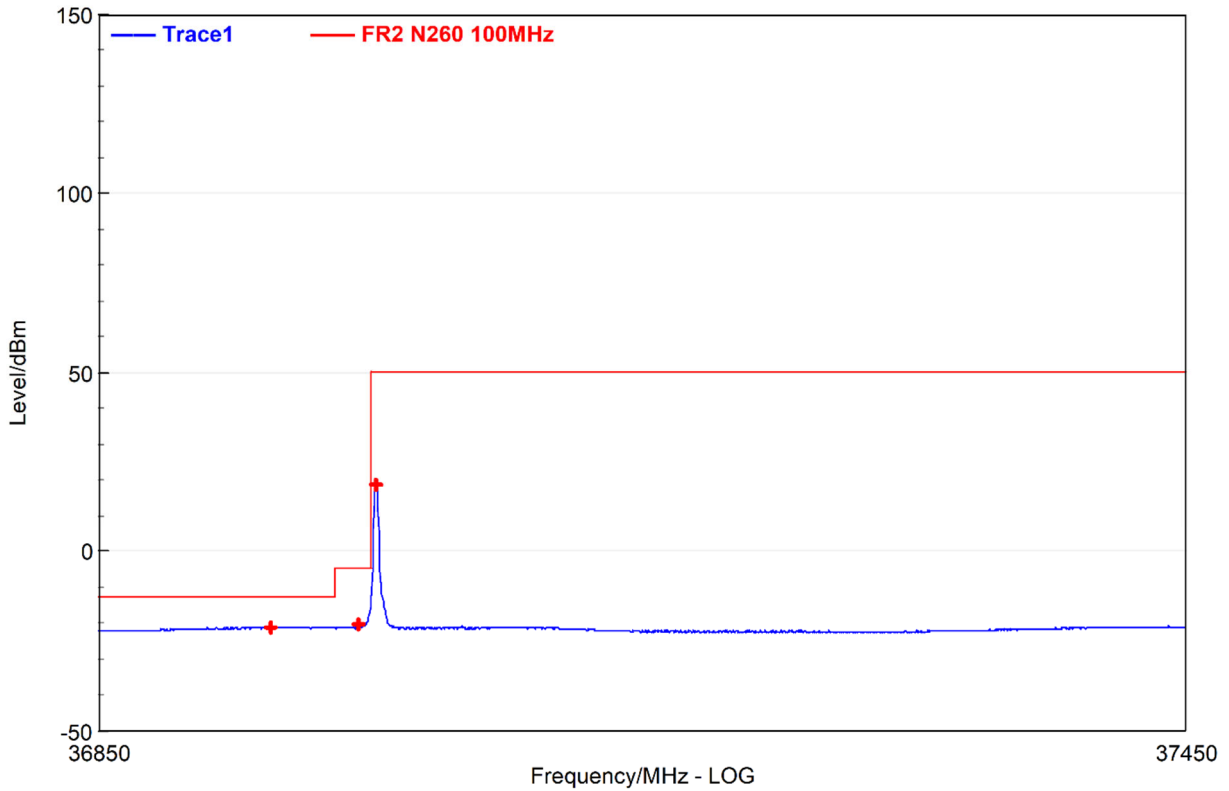
n260, Module 1, Beam ID 154, 100MHz, High CH, DFT-s-OFDM QPSK 1RB

Order	Frequency (MHz)	Level (dBm)	Antenna Polar	Path Loss (dB)	Corrected Loss (dB)	Limit (dBm)	Margin (dB)
1	40001	-23.79	H	-28.47	49.13	-5	18.79
2	40044	-42.52	H	-28.48	49.13	-13	29.52
3	40090.5	-44.97	H	-28.51	49.13	-13	31.97



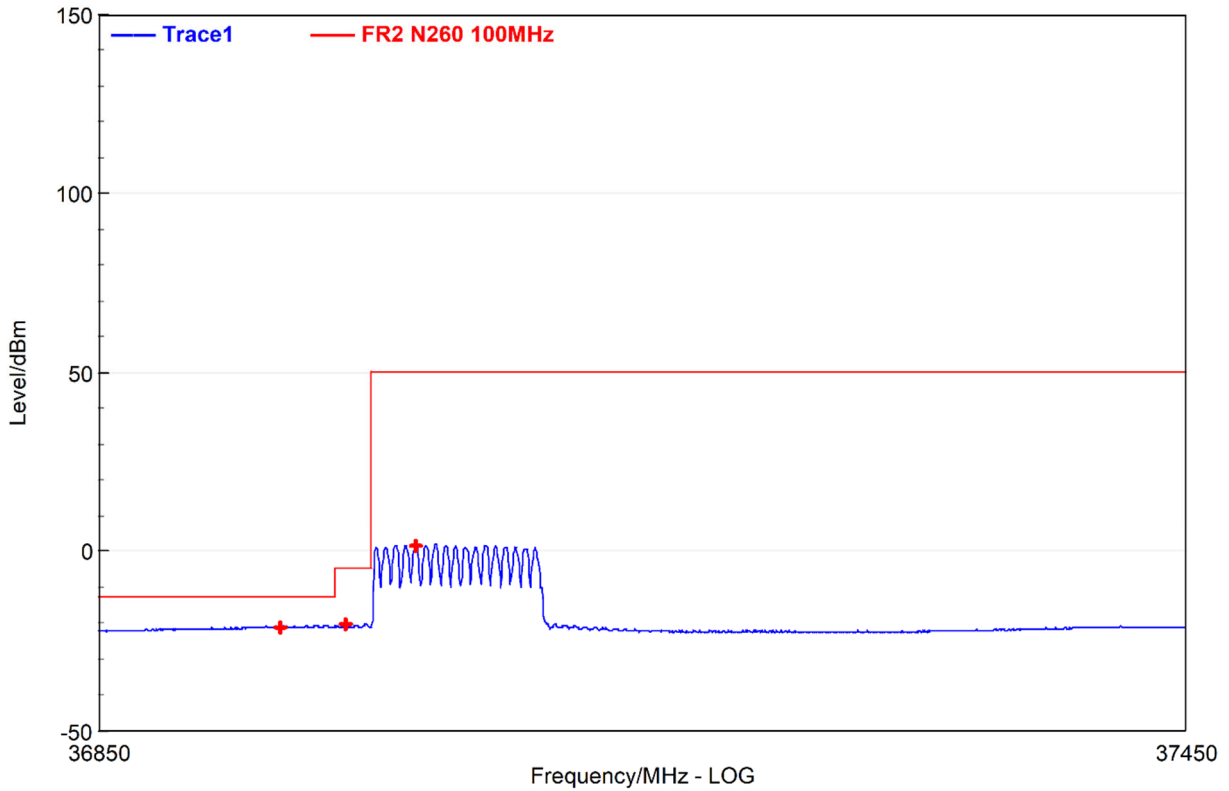
n260, Module 1, Beam ID 154, 100MHz, High CH, DFT-s-OFDM QPSK Full RB

Order	Frequency (MHz)	Level (dBm)	Antenna Polar	Path Loss (dB)	Corrected Loss (dB)	Limit (dBm)	Margin (dB)
1	40022.5	-21.29	H	-28.47	49.13	-13	8.29
2	40086.5	-27.75	H	-28.48	49.13	-13	14.75
3	40122	-33.74	H	-28.51	49.13	-13	20.74



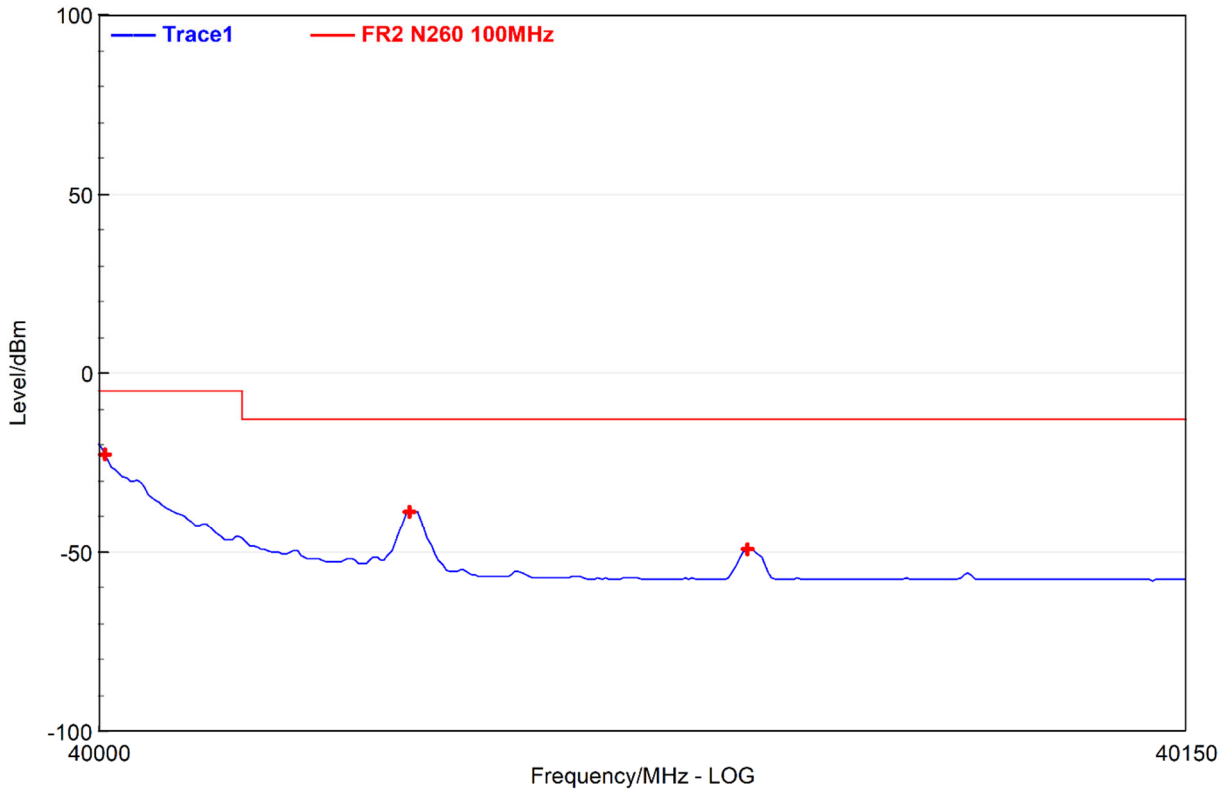
n260, Module 1, Beam ID 154+26, 100MHz Low CH, DFT-s-OFDM QPSK 1RB

Order	Frequency (MHz)	Level (dBm)	Antenna Polar	Path Loss (dB)	Corrected Loss (dB)	Limit (dBm)	Margin (dB)
1	36945.5	-21.46	V	36945.5	-21.46	-13	9.43
2	36993	-20.63	V	36993	-20.63	50	60.74
3	37003	18.43	V	37003	18.43	50	47.26



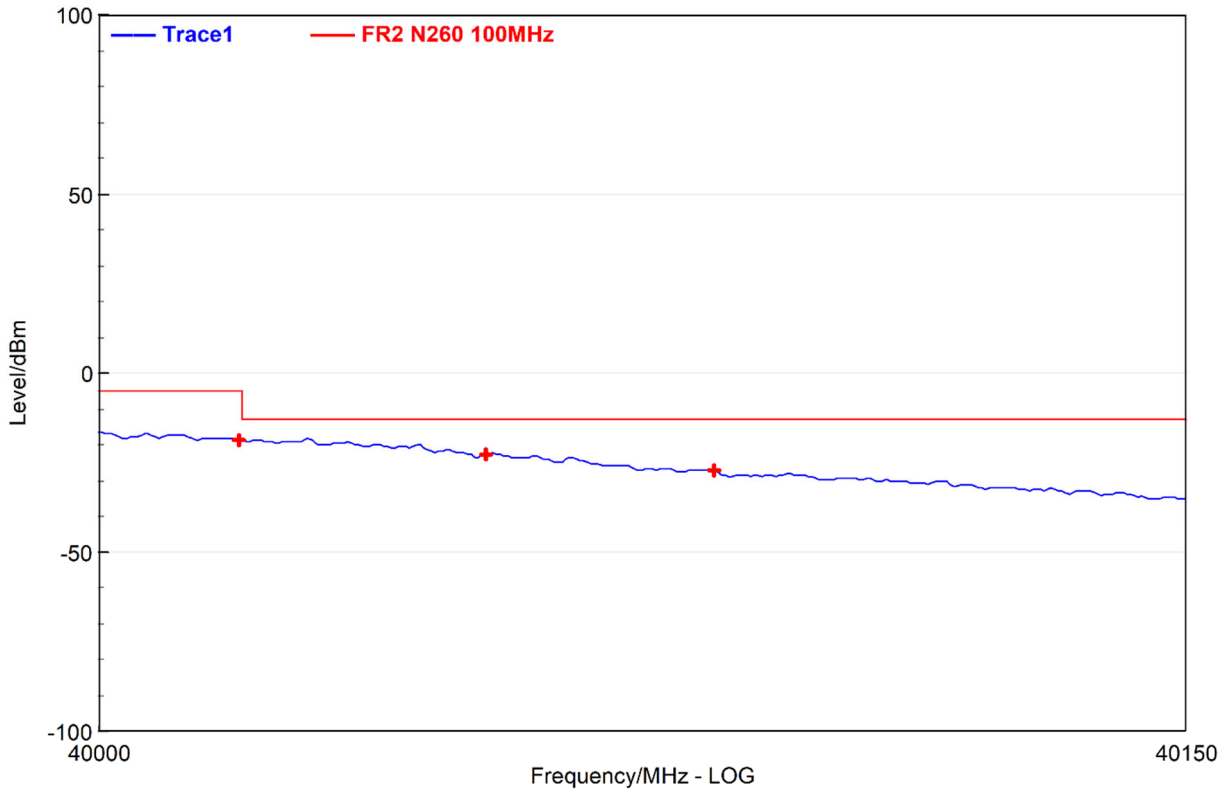
n260, Module 1, Beam ID 154+26, 100MHz Low CH DFT-s-OFDM QPSK Full RB

Order	Frequency (MHz)	Level (dBm)	Antenna Polar	Path Loss (dB)	Corrected Loss (dB)	Limit (dBm)	Margin (dB)
1	36950	-21.68	V	14.44	54.42	-13	8.68
2	36986	-20.76	V	14.54	54.48	-5	15.76
3	37024.5	1.24	V	14.65	54.53	50	48.76



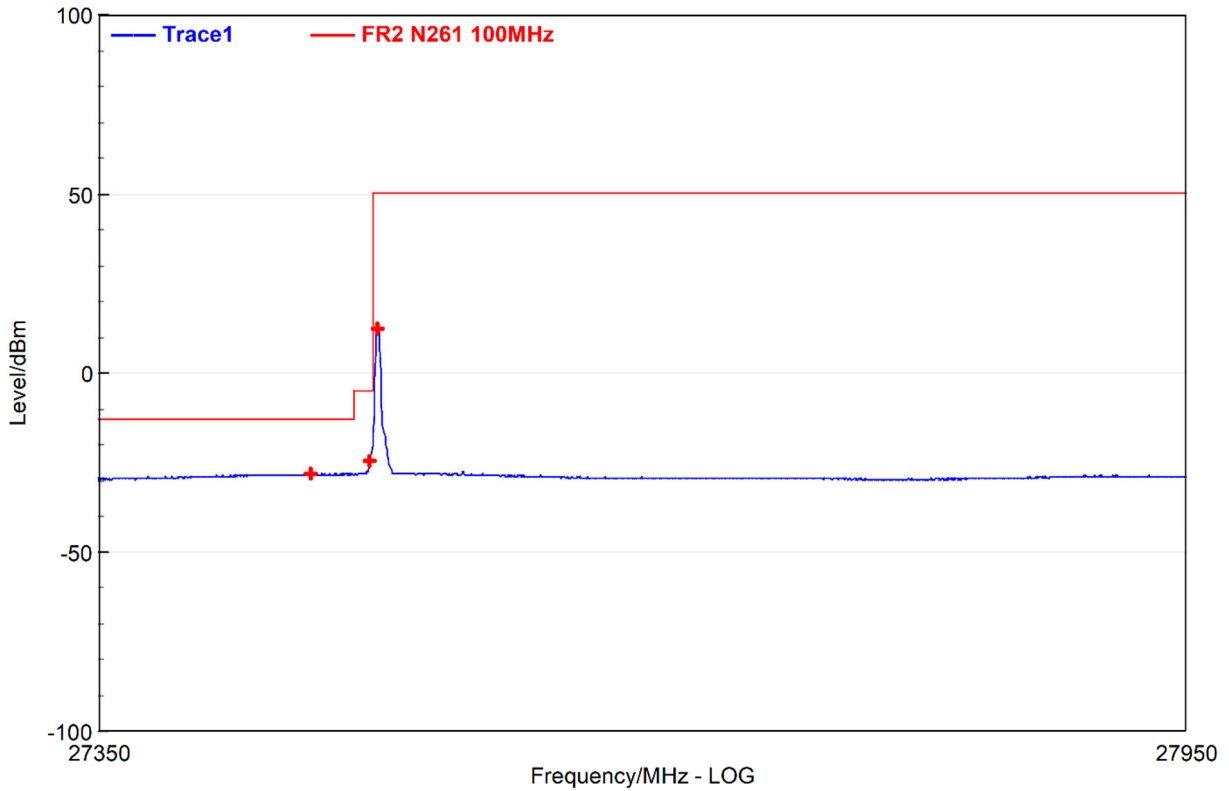
n260, Module 1, Beam ID 154+26, 100MHz, High CH, DFT-s-OFDM QPSK 1RB

Order	Frequency (MHz)	Level (dBm)	Antenna Polar	Path Loss (dB)	Corrected Loss (dB)	Limit (dBm)	Margin (dB)
1	40001	-22.91	V	-28.48	49.53	-5	17.91
2	40043	-38.68	V	-28.51	49.53	-13	25.68
3	40089.5	-49.38	V	-28.56	49.53	-13	36.38



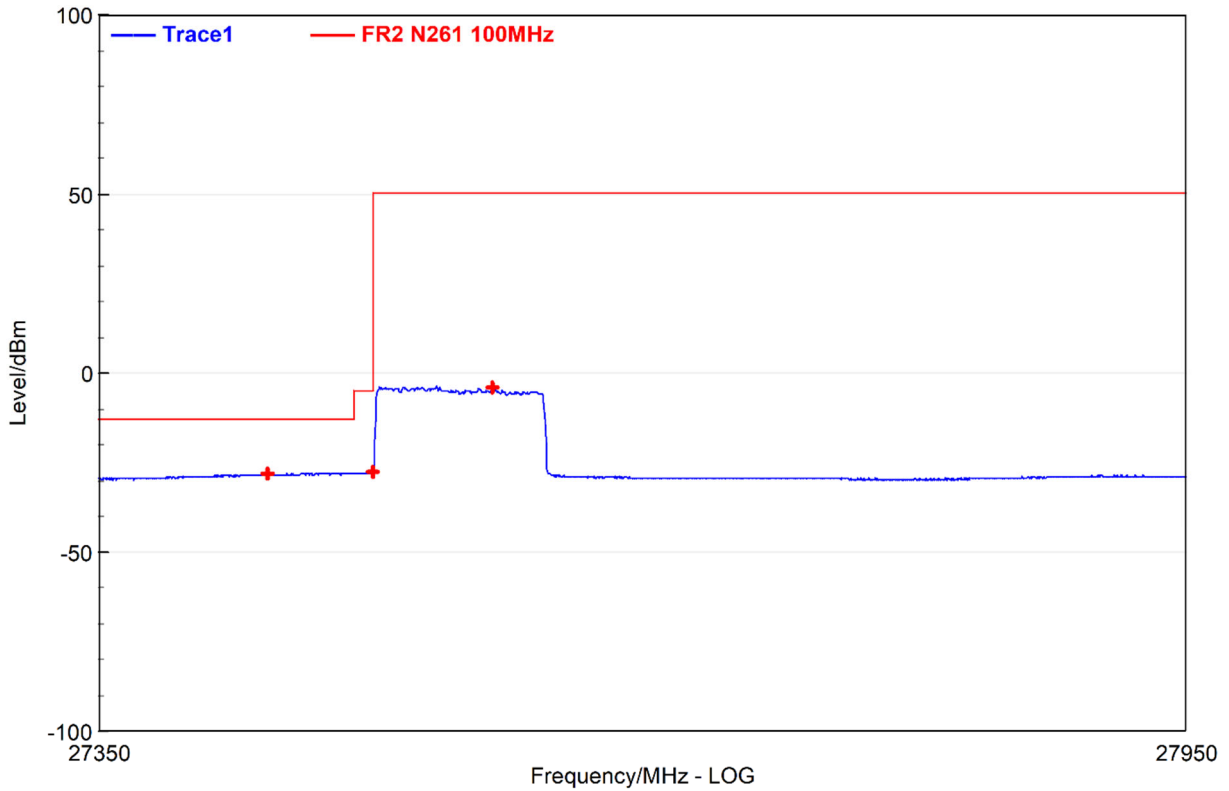
n260, Module 1, Beam ID 154+26, 100MHz, High CH, DFT-s-OFDM QPSK Full RB

Order	Frequency (MHz)	Level (dBm)	Antenna Polar	Path Loss (dB)	Corrected Loss (dB)	Limit (dBm)	Margin (dB)
1	40019.5	-18.94	V	28.47	49.53	-5	13.94
2	40053.5	-22.83	V	28.48	49.53	-13	9.83
3	40085	-27.51	V	28.51	49.53	-13	14.51



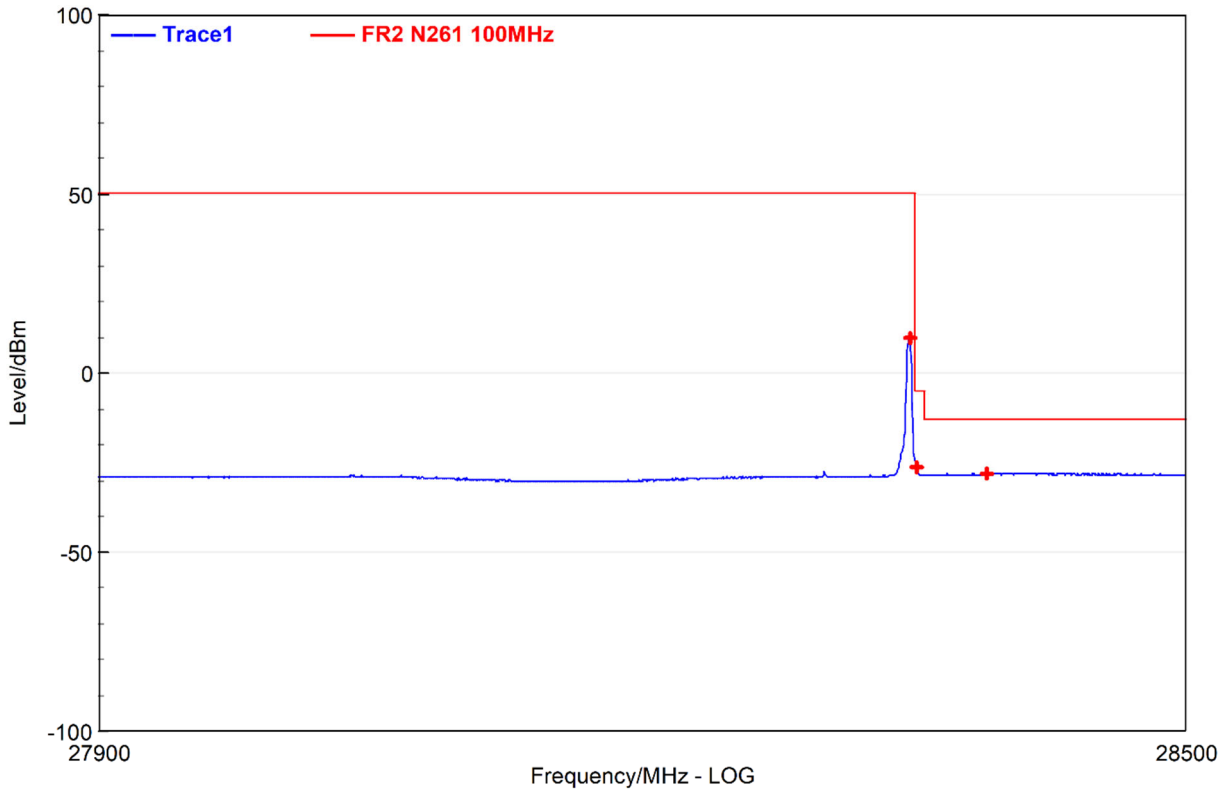
n261, Module 0, Beam ID 40, 100MHz, Low CH, DFT-s-OFDM QPSK 1RB

Order	Frequency (MHz)	Level (dBm)	Antenna Polar	Path Loss (dB)	Corrected Loss (dB)	Limit (dBm)	Margin (dB)
1	27466.5	-28.41	V	12.62	51.32	-13	15.41
2	27499	-24.78	V	12.75	51.42	-5	19.78
3	27503	12.14	V	12.76	51.43	50	37.86



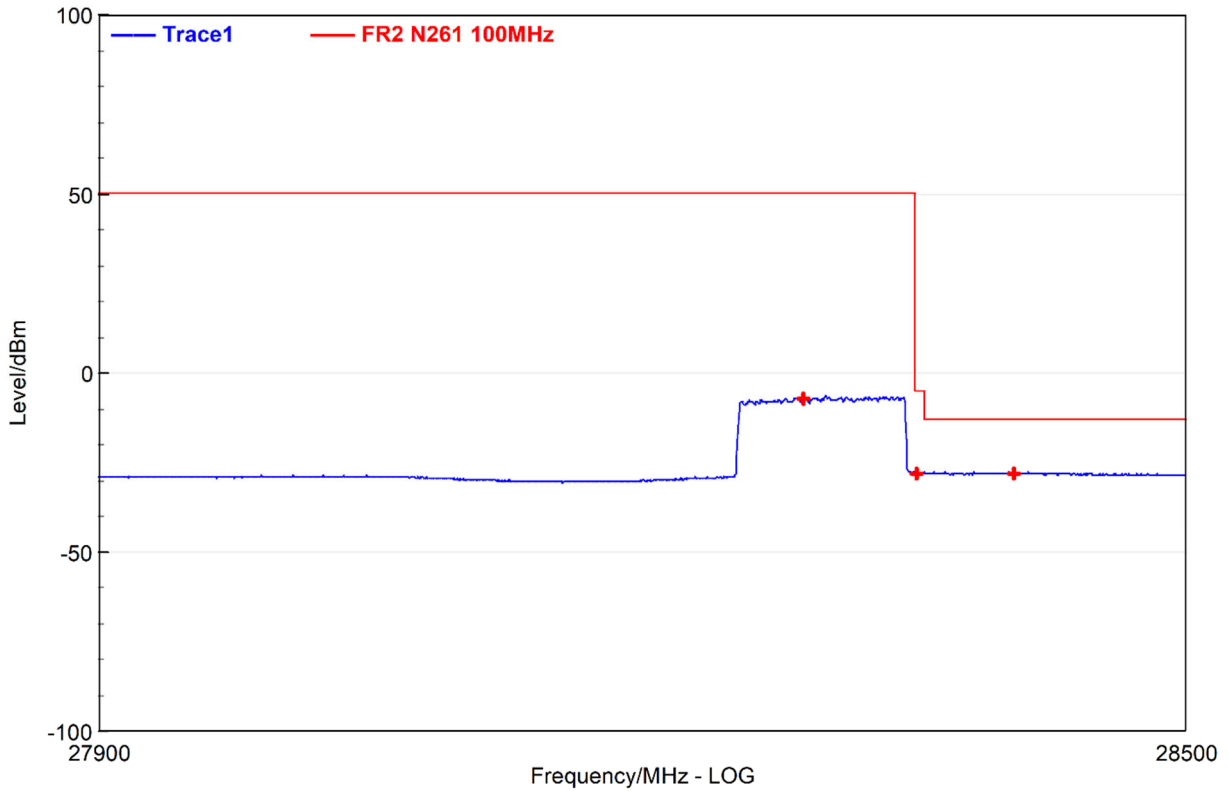
n261, Module 0, Beam ID 40, 100MHz, Low CH, DFT-s-OFDM QPSK Full RB

Order	Frequency (MHz)	Level (dBm)	Antenna Polar	Path Loss (dB)	Corrected Loss (dB)	Limit (dBm)	Margin (dB)
1	27442.5	-28.44	V	12.52	51.25	-13	15.44
2	27500	-27.78	V	12.75	51.42	-5	22.78
3	27566.5	-4.35	V	12.61	51.51	50	54.35



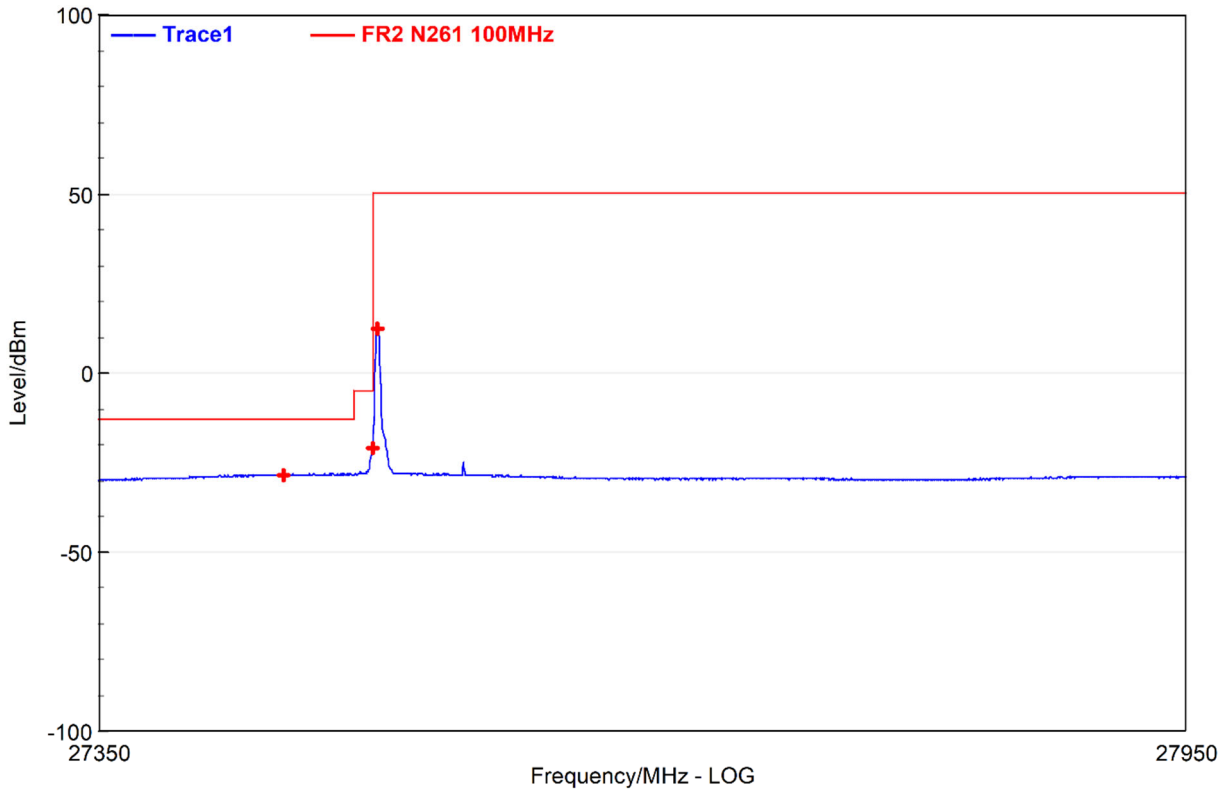
n261, Module 0, Beam ID 40, 100MHz, High CH, DFT-s-OFDM QPSK 1RB

Order	Frequency (MHz)	Level (dBm)	Antenna Polar	Path Loss (dB)	Corrected Loss (dB)	Limit (dBm)	Margin (dB)
1	28347	9.47	V	12.21	51.42	50	40.53
2	28350.5	-26.45	V	12.21	51.43	-5	21.45
3	28390	-28.34	V	12.3	51.55	-13	15.34



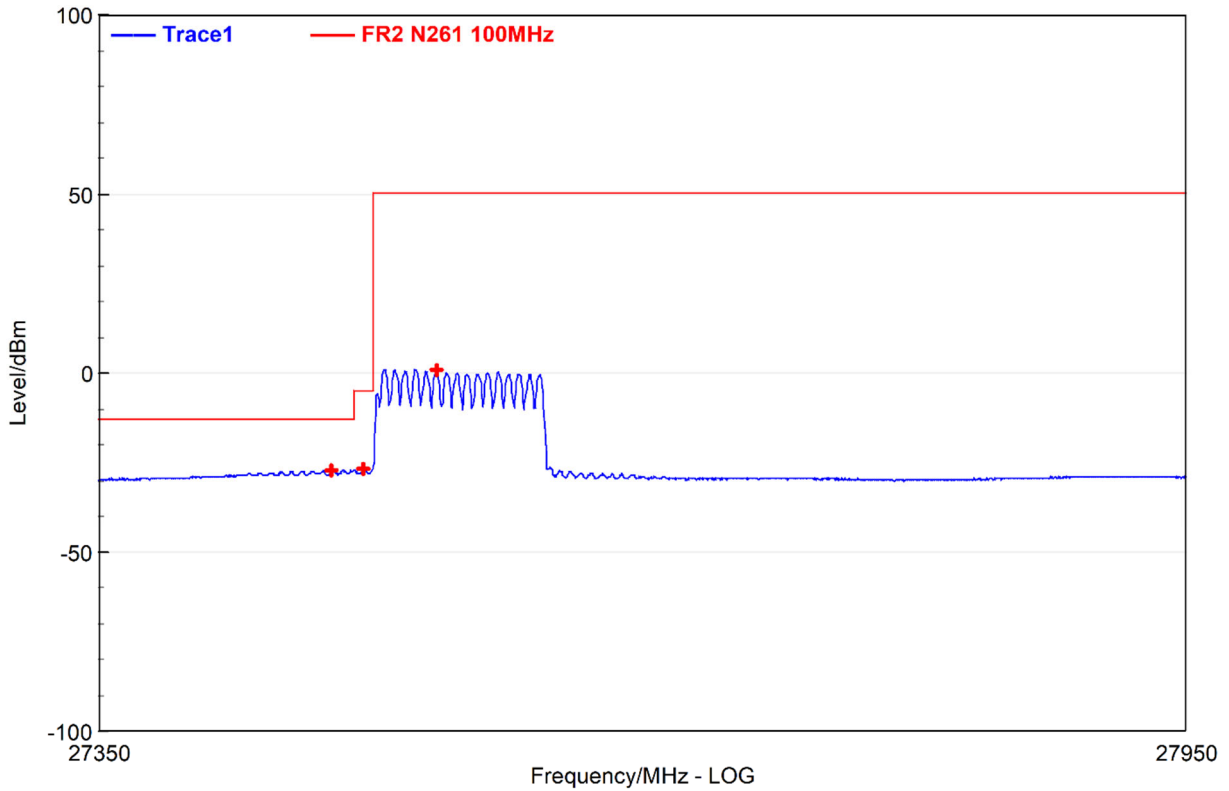
n261, Module 0, Beam ID 40, 100MHz, High CH, DFT-s-OFDM QPSK Full RB

Order	Frequency (MHz)	Level (dBm)	Antenna Polar	Path Loss (dB)	Corrected Loss (dB)	Limit (dBm)	Margin (dB)
1	28288.5	-7.33	V	11.88	51.42	50	57.33
2	28350.5	-28.05	V	12.21	51.43	-5	23.05
3	28404.5	-28.04	V	12.32	51.6	-13	15.04



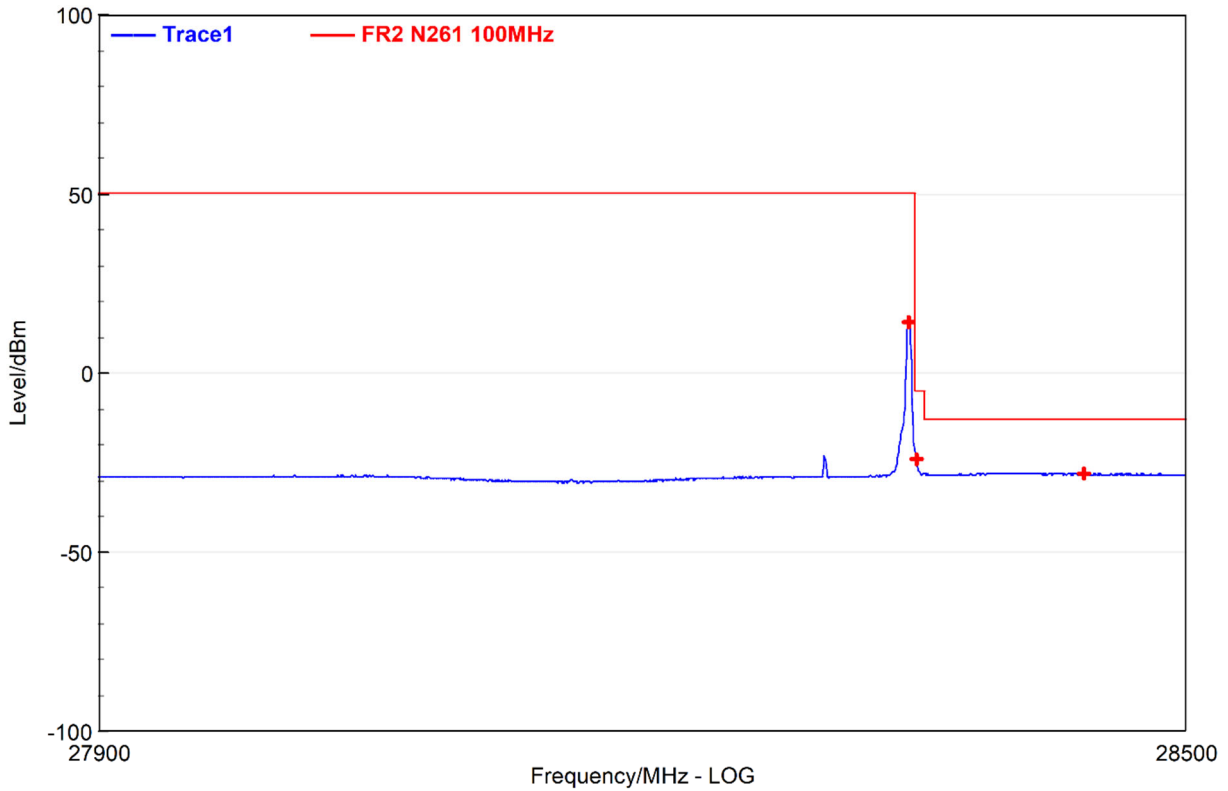
n261, Module 0, Beam ID 40+168, 100MHz, Low CH, DFT-s-OFDM QPSK 1RB

Order	Frequency (MHz)	Level (dBm)	Antenna Polar	Path Loss (dB)	Corrected Loss (dB)	Limit (dBm)	Margin (dB)
1	27451.5	-28.74	H	12.55	51.22	-13	15.74
2	27500	-20.95	H	12.75	51.41	-5	15.95
3	27503	12.43	H	12.76	51.43	50	37.57



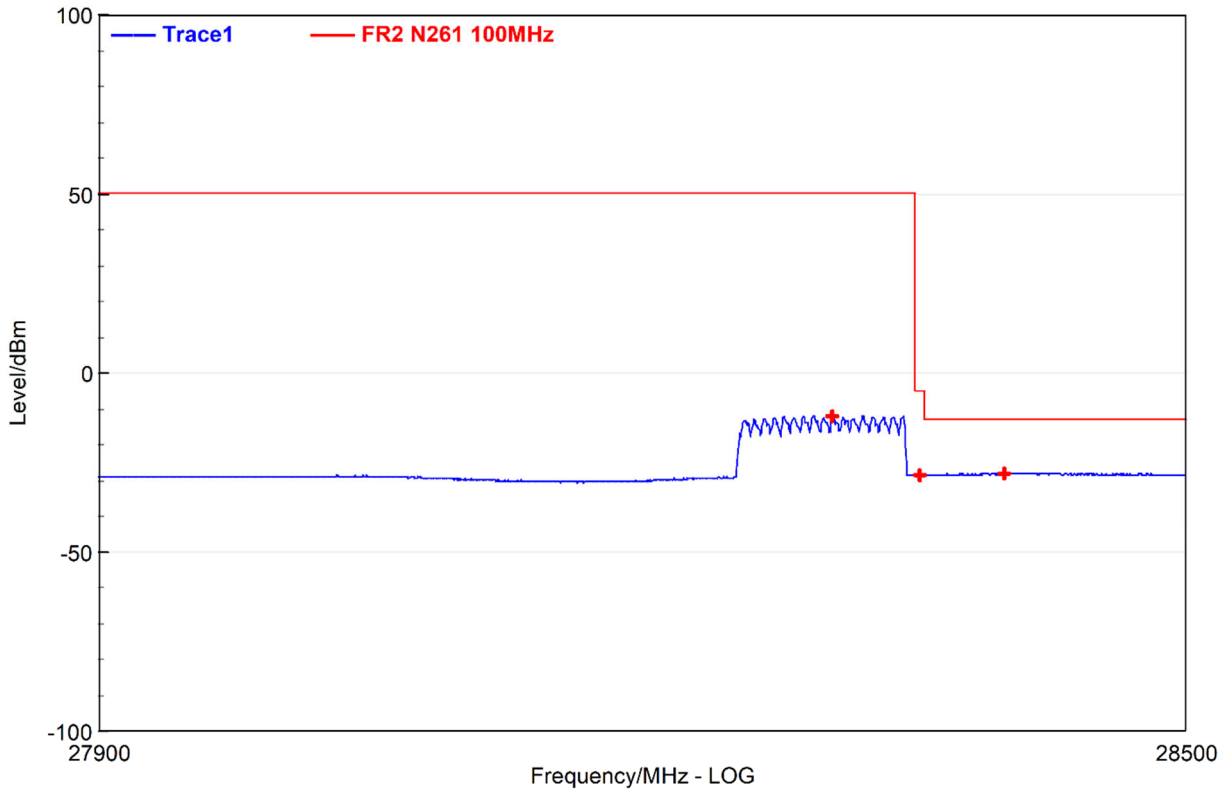
n261, Module 0, Beam ID 40+168, 100MHz, Low CH, DFT-s-OFDM QPSK Full RB

Order	Frequency (MHz)	Level (dBm)	Antenna Polar	Path Loss (dB)	Corrected Loss (dB)	Limit (dBm)	Margin (dB)
1	27478	-27.46	H	12.66	51.33	-13	14.46
2	27495.5	-27.1	H	12.73	51.4	-5	22.1
3	27535.5	0.55	H	12.69	51.42	50	49.45



n261, Module 0, Beam ID 40+168, 100MHz, High CH, DFT-s-OFDM QPSK 1RB

Order	Frequency (MHz)	Level (dBm)	Antenna Polar	Path Loss (dB)	Corrected Loss (dB)	Limit (dBm)	Margin (dB)
1	28346.5	14.08	H	12.21	51.42	50	35.92
2	28350.5	-24.14	H	12.21	51.43	-5	19.14
3	28443.5	-28.36	H	12.4	51.72	-13	15.36



n261, Module 0, Beam ID 40+168, 100MHz, High CH, DFT-s-OFDM QPSK Full RB

Order	Frequency (MHz)	Level (dBm)	Antenna Polar	Path Loss (dB)	Corrected Loss (dB)	Limit (dBm)	Margin (dB)
1	28304.5	-12.2	H	11.98	51.41	50	62.2
2	28353	-28.55	H	12.22	51.44	-5	23.55
3	28399.5	-28.31	H	12.31	51.58	-13	15.31