



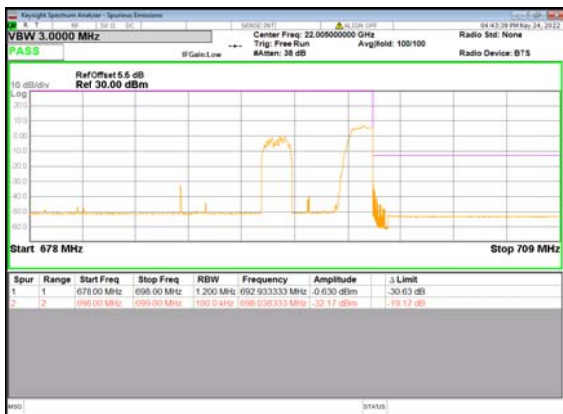
B66_n71(10M)_DFT-s-OFDM_BPSK_Outer_F
ull_Low_CH



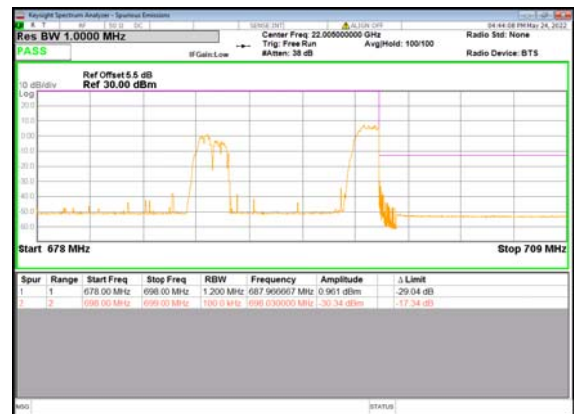
B66_n71(10M)_DFT-s-OFDM_QPSK_Outer_F
ull_Low_CH



B66_n71(10M)_DFT-s-OFDM_BPSK_Edge_1R
B_Right_High_CH



B66_n71(10M)_DFT-s-OFDM_QPSK_Edge_1
RB_Right_High_CH



B66_n71(10M)_DFT-s-OFDM_BPSK_Outer_F
ull_High_CH



B66_n71(10M)_DFT-s-OFDM_QPSK_Outer_F
ull_High_CH

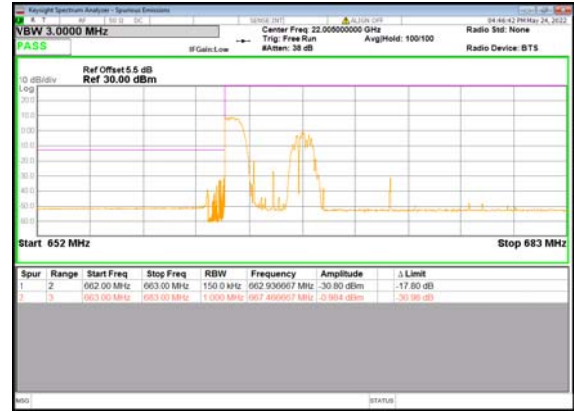




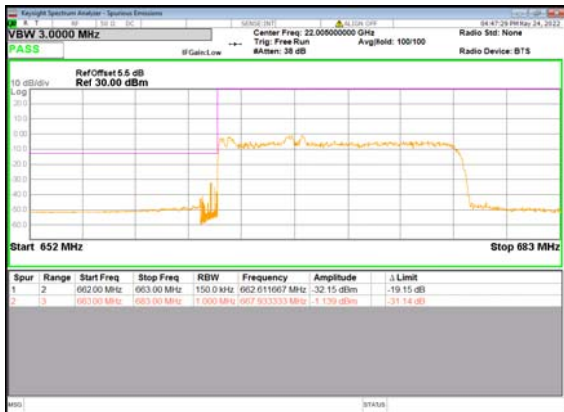
B66_n71(15M)_DFT-s-OFDM_BPSK_Edge_1R
B_Left_Low_CH



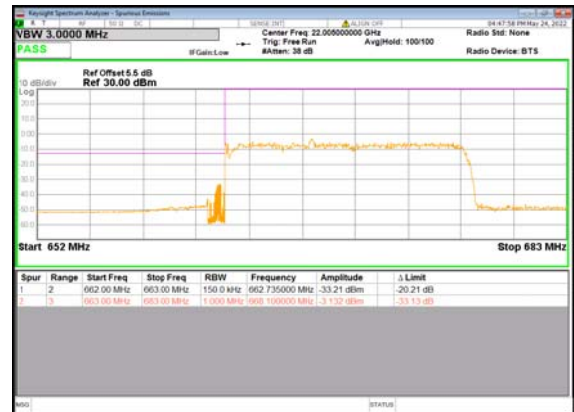
B66_n71(15M)_DFT-s-OFDM_QPSK_Edge_1
RB_Left_Low_CH



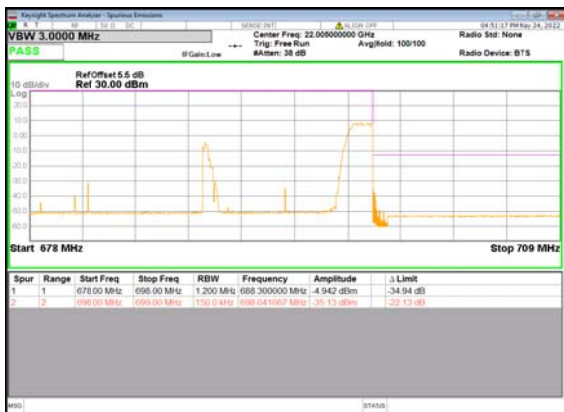
B66_n71(15M)_DFT-s-OFDM_BPSK_Outer_F
ull_Low_CH



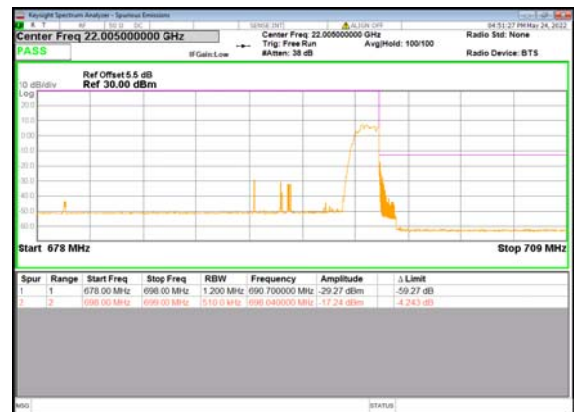
B66_n71(15M)_DFT-s-OFDM_QPSK_Outer_F
ull_Low_CH



B66_n71(15M)_DFT-s-OFDM_BPSK_Edge_1R
B_Right_High_CH



B66_n71(15M)_DFT-s-OFDM_QPSK_Edge_1
RB_Right_High_CH





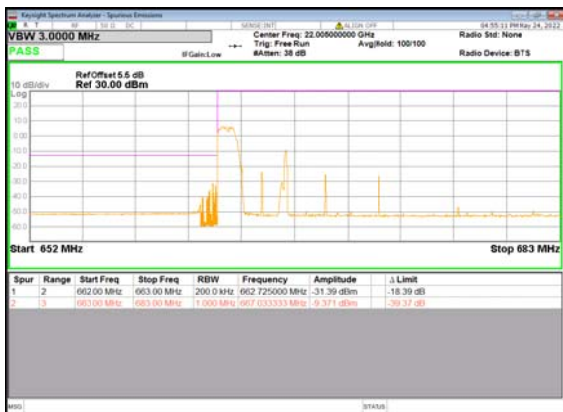
B66_n71(15M)_DFT-s-OFDM_BPSK_Outer_F
ull_High_CH



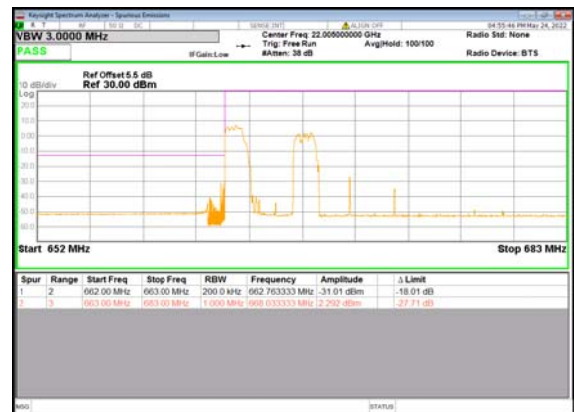
B66_n71(15M)_DFT-s-OFDM_QPSK_Outer_F
ull_High_CH



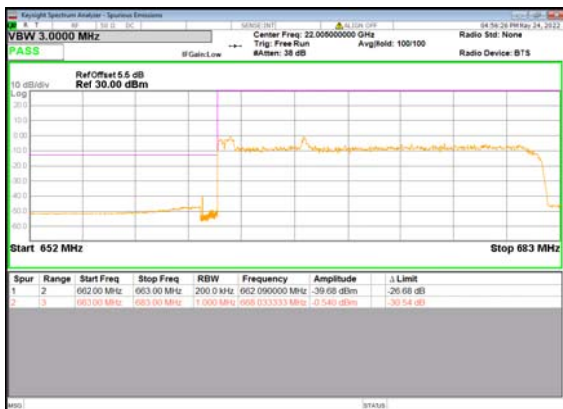
B66_n71(20M)_DFT-s-OFDM_BPSK_Edge_1R
B_Left_Low_CH



B66_n71(20M)_DFT-s-OFDM_QPSK_Edge_1
RB_Left_Low_CH



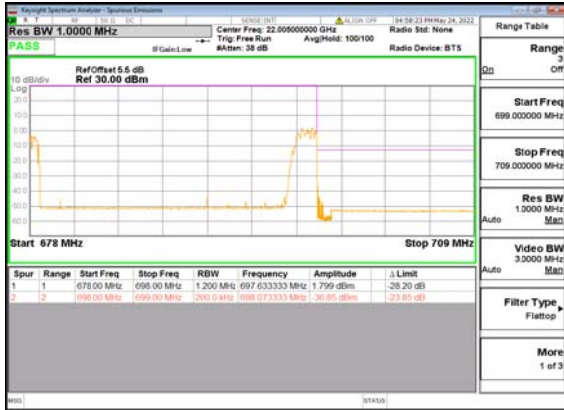
B66_n71(20M)_DFT-s-OFDM_BPSK_Outer_F
ull_Low_CH



B66_n71(20M)_DFT-s-OFDM_QPSK_Outer_F
ull_Low_CH



B66_n71(20M)_DFT-s-OFDM_BPSK_Edge_1R
B_Right_High_CH



B66_n71(20M)_DFT-s-OFDM_QPSK_Edge_1
RB_Right_High_CH



B66_n71(20M)_DFT-s-OFDM_BPSK_Outer_F
ull_High_CH



B66_n71(20M)_DFT-s-OFDM_QPSK_Outer_F
ull_High_CH



2.7. Radiated Spurious Emissions

2.7.1. Requirement

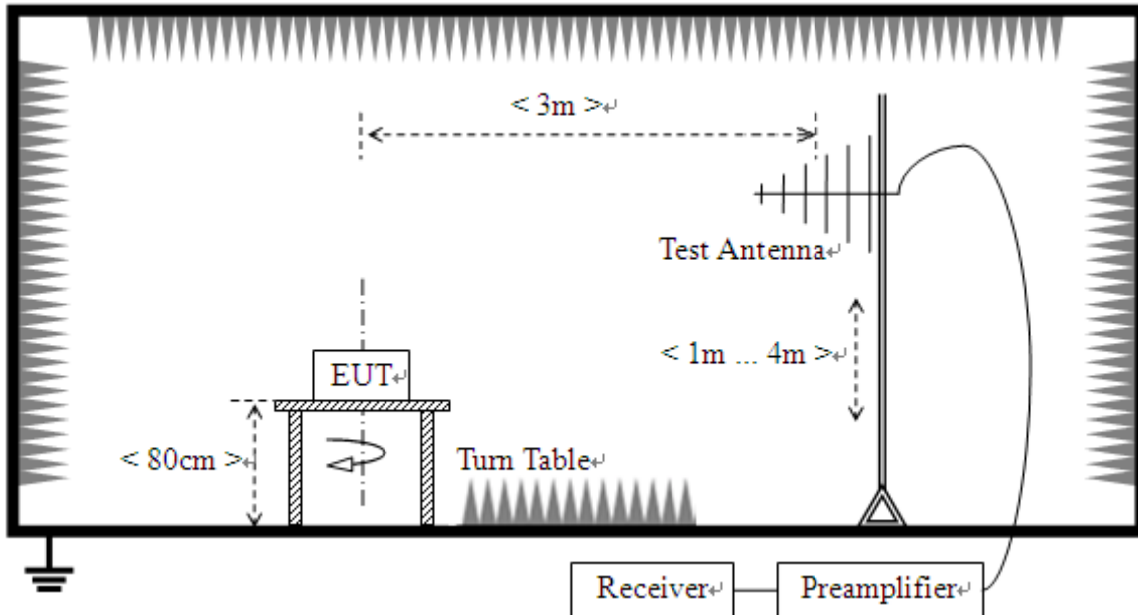
According to FCC section 2.1051, section 24.238(a), section 22.917(a), the power of any emission outside of the authorized operating frequency ranges must be attenuated below the transmitting power (P) by a factor of at least $43 + 10 \cdot \log(P)$ dB. This calculated to be -13dBm.

According to FCC section 27.53(m)(4) for n41, the power of any emission outside of the authorized operating frequency ranges must be attenuated below the transmitting power (P) by a factor of at least $55 + 10 \log(P)$ dB. This calculated to be -25dBm.

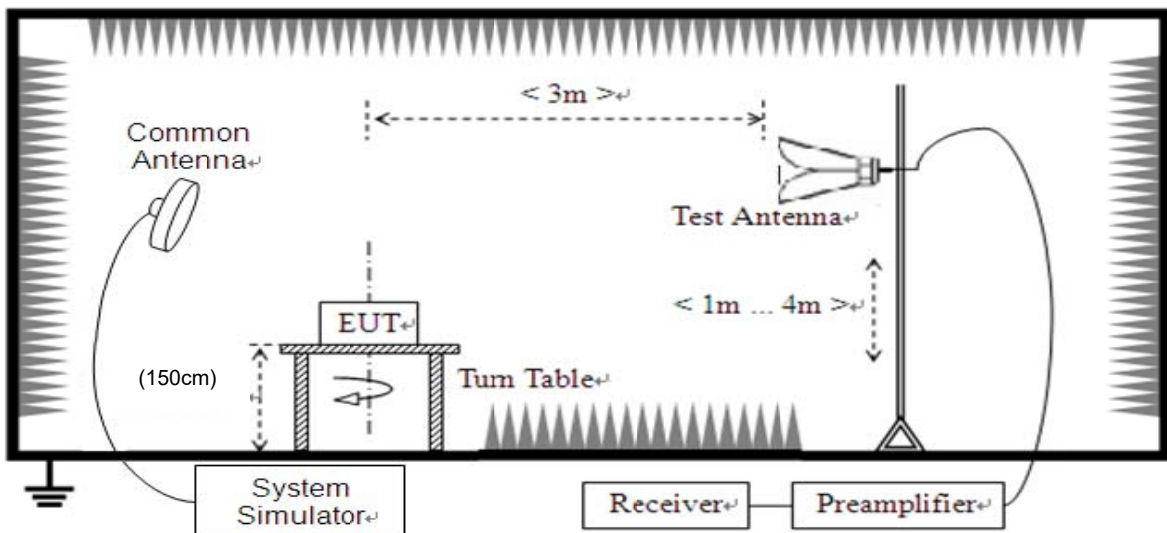
According to FCC section 27.53(l)(2) for n77, for mobile operations in the 3700-3980 MHz band,

the conducted power of any emission outside the licensee's authorized bandwidth shall not exceed -13 dBm/MHz.

2.7.2. Test Description



(For the test frequency from 30MHz to 1GHz)



(For the test frequency above 1GHz)

The EUT is located in a 3m Full-Anechoic Chamber, the cable loss, air loss and so on of the site as



factors are pre-calibrated using the "Substitution" method, and calculated to correct the reading.

A call is established between the EUT and the SS via a Common Antenna. The EUT is commanded by the SS to operate at the maximum and minimum output power, and only the test result of the maximum output power was recorded.

In the frequency range above 30MHz, Bi-Log Test Antenna (30MHz to 1GHz) and Horn Test Antenna (above 1GHz) are used. Test Antenna is 3m away from the EUT. Test Antenna height is varied from 1m to 4m above the ground and the Turn Table is actuated to turn from 0° to 360° to determine the maximum value of the radiated power. The emission levels at both horizontal and vertical polarizations should be tested. The Filters consists of Notch Filters and High Pass Filter.

Note: When doing measurements above 1GHz, the EUT has been within the 3dB cone width of the horn antenna during horizontal antenna.

2.7.3. Test procedure

KDB 971168 D01v03 Section 5.8 and ANSI/TIA-603-E-2016.

2.7.4. Test Result

The measurement frequency range is from 30MHz to the 10th harmonic of the fundamental frequency. Test Antenna height is varied from 1m to 4m above the ground, and the Turn Table is actuated to turn from 0° to 360°, both horizontal and vertical polarizations of the Test Antenna are used to find the maximum radiated power. Mid channels on all channel bandwidth verified. Only the worst RB size/offset presented.

The substitution corrections are obtained as described below:

$$A_{\text{SUBST}} = P_{\text{SUBST_TX}} - P_{\text{SUBST_RX}} - L_{\text{SUBST_CABLES}} + G_{\text{SUBST_TX_ANT}}$$

$$A_{\text{TOT}} = L_{\text{CABLES}} + A_{\text{SUBST}}$$

Where A_{SUBST} is the final substitution correction including receive antenna gain.

$P_{\text{SUBST_TX}}$ is signal generator level,

$P_{\text{SUBST_RX}}$ is receiver level,



$L_{\text{SUBST_CABLES}}$ is cable losses including TX cable,

$G_{\text{SUBST_TX_ANT}}$ is substitution antenna gain.

A_{TOT} is total correction factor including cable loss and substitution correction

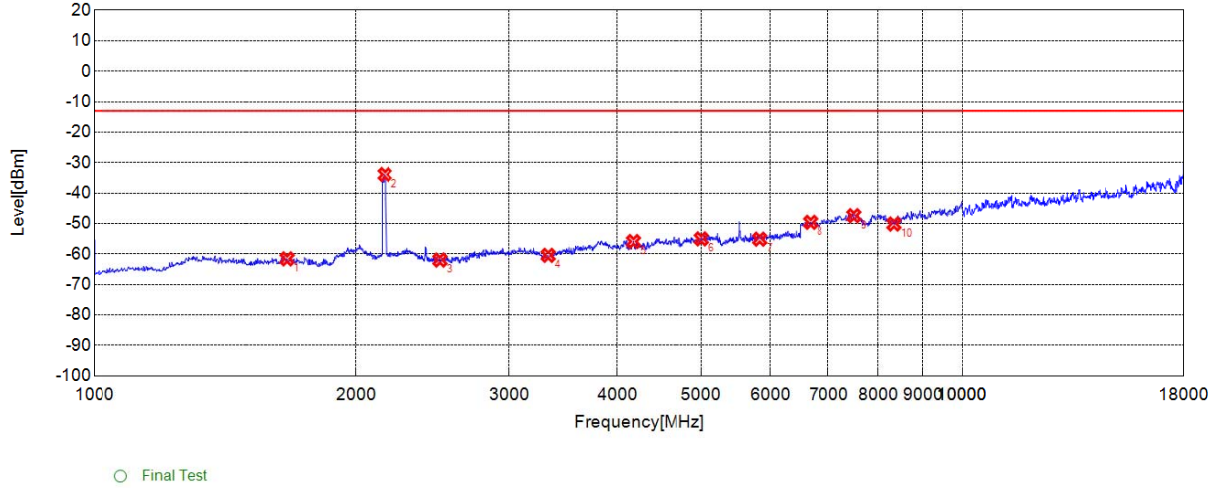
During the test, the data of A_{TOT} was added in the Test Spectrum Analyze, so Spectrum Analyze reading is the final values which contain the data of A_{TOT} .

Note1: The power of the EUT transmitting frequency should be ignored.

Note2: All Spurious Emission tests were performed in X, Y, Z axis direction. And only the worst axis test condition was recorded in this test report.

Note3: All bandwidth and modulation were considered and evaluated respectively by performing full test for each band, only the worst cases (Max Bandwidth and QPSK mode) were recorded in this test report.

Test Graph

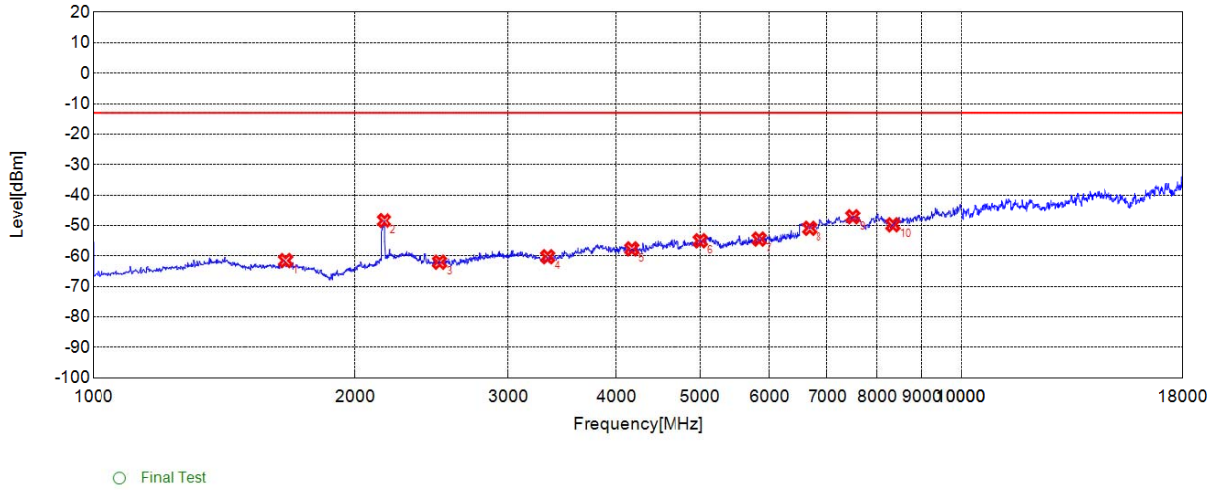


NO.	Freq. [MHz]	Level [dBm]	Limit [dBm]	Margin [dB]	Factor [dB]	Path [dB]	Air [dB]	Ant. Pol.
1	1668.6690	-61.6	-13.00	48.60	-8.76	-46.28	37.52	Horizontal
2	2159.1590	-33.92	-13.00	20.92	-7.78	-46.75	38.97	N/A
3	2501.5020	-61.99	-13.00	48.99	-10.43	-47.11	36.68	Horizontal
4	3336.3360	-60.45	-13.00	47.45	-9.95	-48.05	38.10	Horizontal
5	4173.6740	-55.92	-13.00	42.92	-7.00	-46.74	39.74	Horizontal
6	5004.0040	-55.05	-13.00	42.05	-2.44	-43.81	41.37	Horizontal
7	5834.3340	-55.15	-13.00	42.15	-1.08	-42.45	41.37	Horizontal
8	6672.6730	-49.62	-13.00	36.62	3.83	-39.20	43.03	Horizontal
9	7501.5020	-47.43	-13.00	34.43	10.71	-35.48	46.19	Horizontal
10	8341.8420	-50.18	-13.00	37.18	8.74	-36.18	44.92	Horizontal

DC_66A-46A_n5 166800 20M DFT-s-OFDM PI/2BPSK RB Size-1 RB Offset-1 SCS 15KHz 1-18G

H

Test Graph

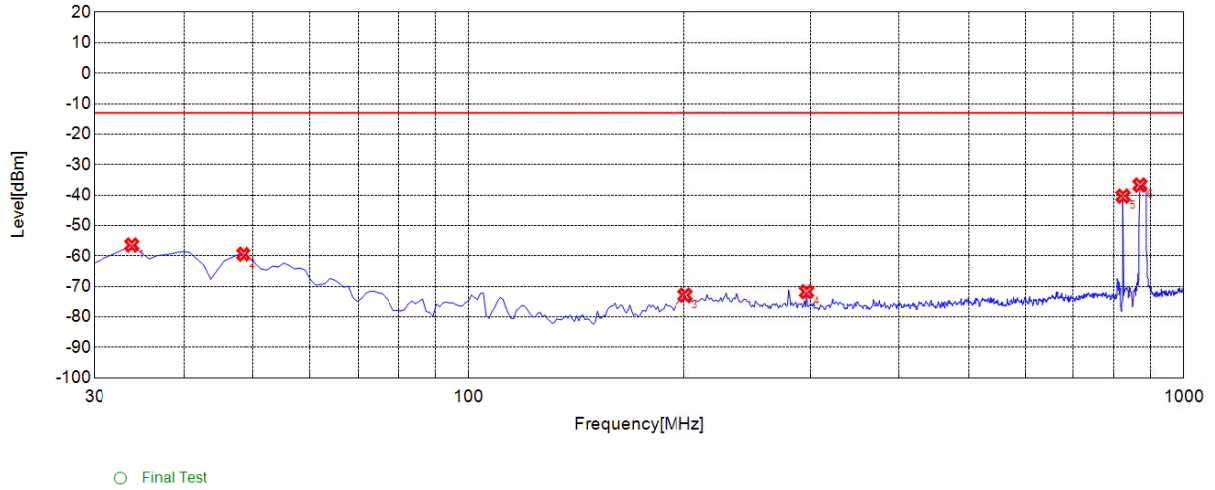


NO.	Freq. [MHz]	Level [dBm]	Limit [dBm]	Margin [dB]	Factor [dB]	Path [dB]	Air [dB]	Ant. Pol.
1	1666.6670	-61.51	-13.00	48.51	-9.69	-46.28	36.59	Vertical
2	2161.1610	-48.38	-13.00	35.38	-8.25	-46.76	38.51	N/A
3	2505.5060	-62.05	-13.00	49.05	-10.60	-47.15	36.55	Vertical
4	3339.8400	-60.25	-13.00	47.25	-10.54	-48.06	37.52	Vertical
5	4166.6670	-57.67	-13.00	44.67	-7.36	-46.86	39.50	Vertical
6	5004.0040	-55	-13.00	42.00	-3.01	-43.81	40.80	Vertical
7	5841.3410	-54.46	-13.00	41.46	-1.27	-42.35	41.08	Vertical
8	6672.6730	-50.92	-13.00	37.92	3.88	-39.20	43.08	Vertical
9	7501.5020	-47.13	-13.00	34.13	10.30	-35.48	45.78	Vertical
10	8341.8420	-49.76	-13.00	36.76	8.57	-36.18	44.75	Vertical

DC_66A-46A_n5 166800 20M DFT-s-OFDM PI/2 BPSK RB Size-1 RB Offset-1 SCS 15KHz 1-18G

V

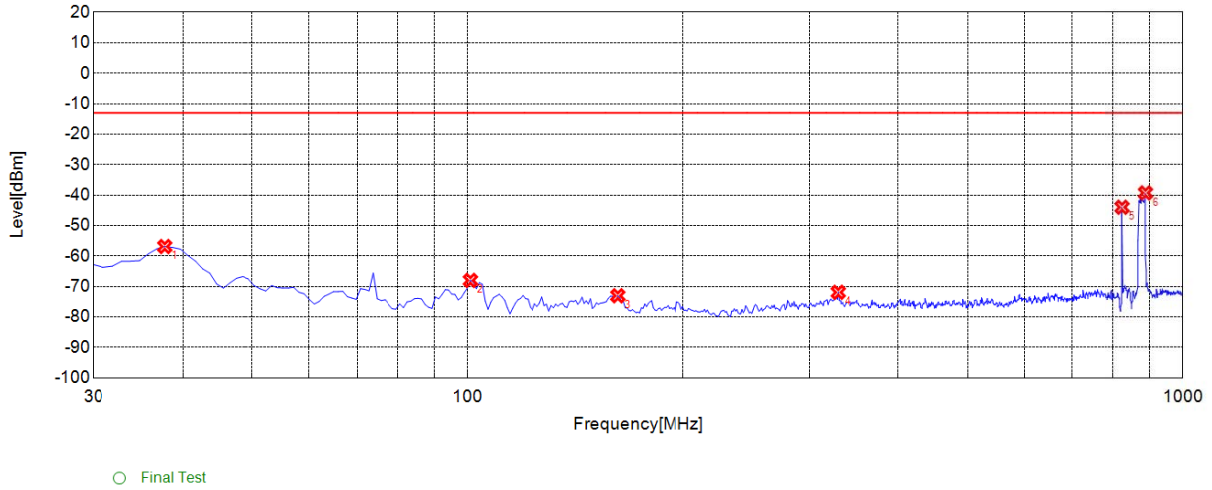
Test Graph



NO.	Freq. [MHz]	Level [dBm]	Limit [dBm]	Margin [dB]	Factor [dB]	Path [dB]	Air [dB]	Ant. Pol.
1	33.8840	-56.4	-13.00	43.40	-9.81	-39.59	29.78	Horizontal
2	48.4480	-59.41	-13.00	46.41	-7.02	-39.47	32.45	Horizontal
3	200.8910	-72.88	-13.00	59.88	-14.85	-37.81	22.96	Horizontal
4	296.0460	-71.75	-13.00	58.75	-11.97	-36.97	25.00	Horizontal
5	824.2540	-40.34	-13.00	27.34	-3.01	-34.17	31.16	N/A
6	869.8900	-36.71	-13.00	23.71	-2.19	-34.04	31.85	N/A

DC_66A-46A_n5 166800 20M DFT-s-OFDM PI/2 BPSK RB Size-1 RB Offset-1 SCS 15KHz
30M-1G H

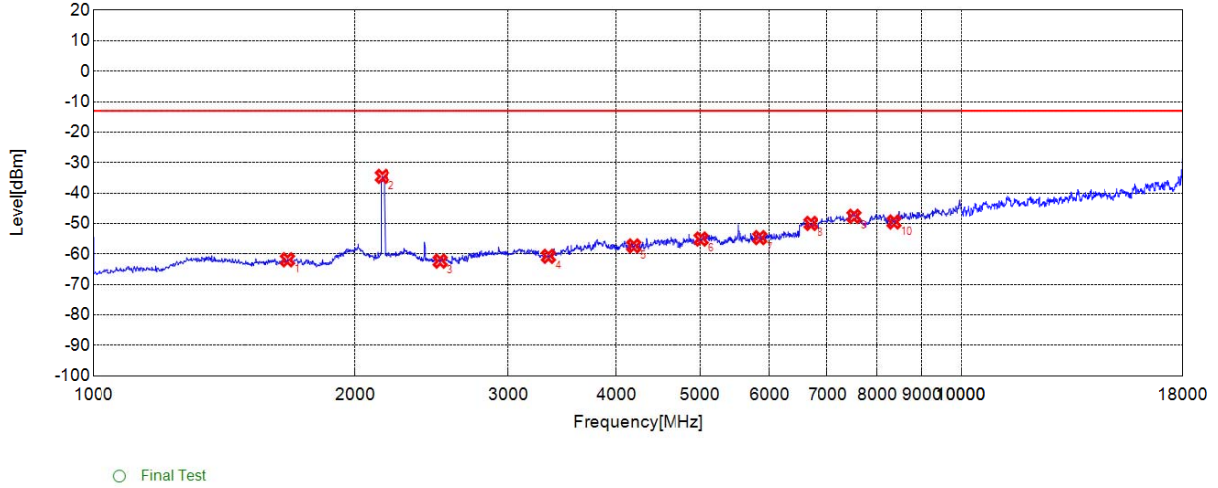
Test Graph



NO.	Freq. [MHz]	Level [dBm]	Limit [dBm]	Margin [dB]	Factor [dB]	Path [dB]	Air [dB]	Ant. Pol.
1	37.7680	-56.9	-13.00	43.90	-16.48	-39.56	23.08	Vertical
2	100.8810	-68.02	-13.00	55.02	-12.75	-38.70	25.95	Vertical
3	162.0520	-73.07	-13.00	60.07	-16.99	-38.33	21.34	Vertical
4	330.0300	-71.93	-13.00	58.93	-11.07	-37.04	25.97	Vertical
5	824.2540	-44.01	-13.00	31.01	-2.81	-34.17	31.36	N/A
6	888.3380	-39.3	-13.00	26.30	-1.25	-34.00	32.75	N/A

DC_66A-46A_n5 166800 20M DFT-s-OFDM PI/2 BPSK RB Size-1 RB Offset-1 SCS 15KHz
30M-1G V

Test Graph

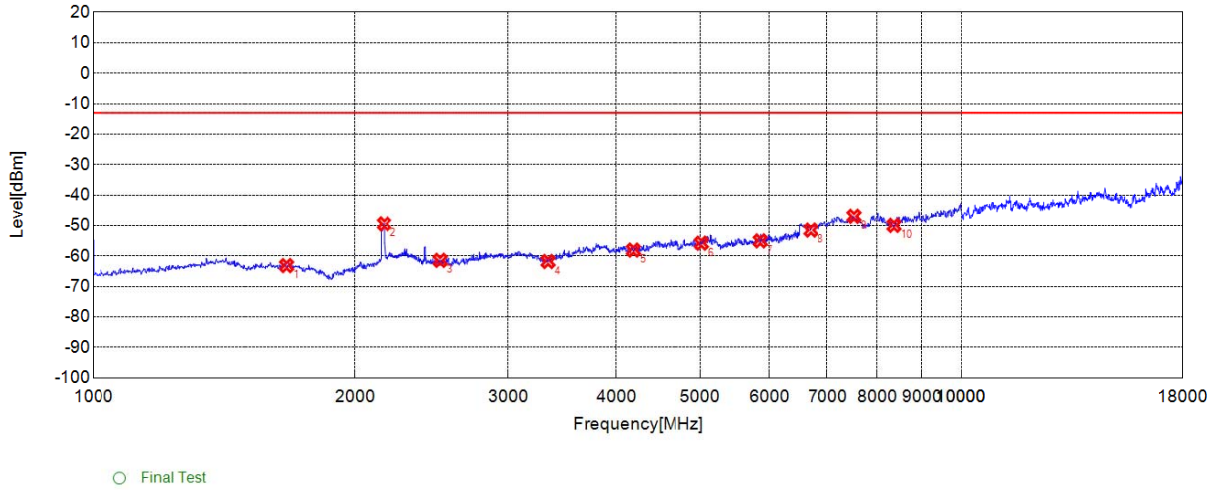


NO.	Freq. [MHz]	Level [dBm]	Limit [dBm]	Margin [dB]	Factor [dB]	Path [dB]	Air [dB]	Ant. Pol.
1	1674.6750	-61.91	-13.00	48.91	-8.70	-46.30	37.60	Horizontal
2	2149.1490	-34.53	-13.00	21.53	-7.79	-46.73	38.94	N/A
3	2509.5100	-62.35	-13.00	49.35	-10.49	-47.19	36.70	Horizontal
4	3346.8470	-60.77	-13.00	47.77	-9.93	-48.06	38.13	Horizontal
5	4187.6880	-57.36	-13.00	44.36	-6.82	-46.51	39.69	Horizontal
6	5014.5150	-55.1	-13.00	42.10	-2.43	-43.82	41.39	Horizontal
7	5851.8520	-54.64	-13.00	41.64	-0.89	-42.24	41.35	Horizontal
8	6695.6960	-49.97	-13.00	36.97	3.71	-39.17	42.88	Horizontal
9	7524.5250	-47.65	-13.00	34.65	10.17	-35.76	45.93	Horizontal
10	8364.8650	-49.51	-13.00	36.51	8.71	-36.15	44.86	Horizontal

DC_66A-46A_n5 167300 20M DFT-s-OFDM PI/2 BPSK RB Size-1 RB Offset-1 SCS 15KHz 1-18G

H

Test Graph

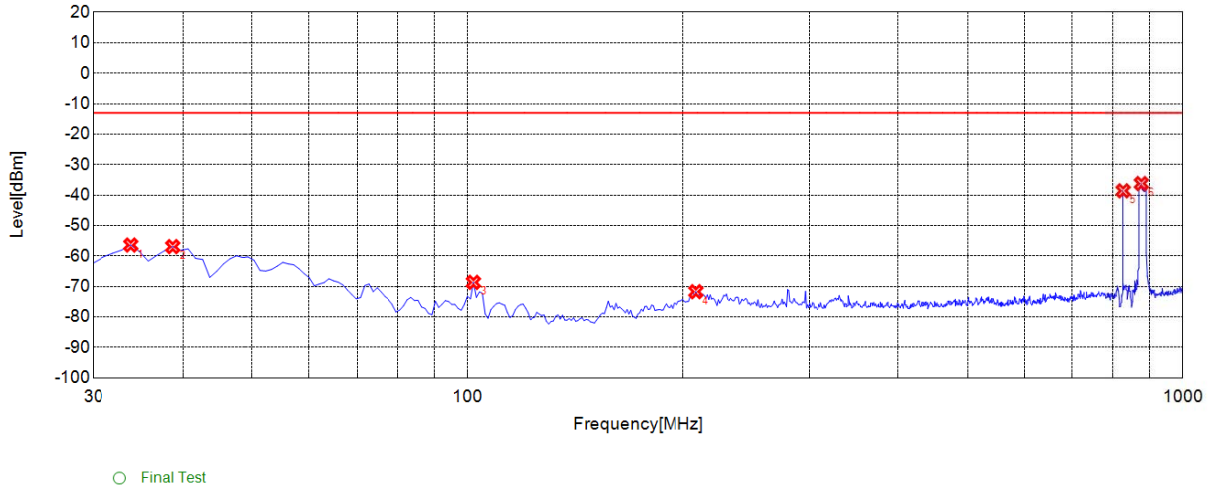


NO.	Freq. [MHz]	Level [dBm]	Limit [dBm]	Margin [dB]	Factor [dB]	Path [dB]	Air [dB]	Ant. Pol.
1	1670.6710	-63.16	-13.00	50.16	-9.66	-46.29	36.63	Vertical
2	2161.1610	-49.46	-13.00	36.46	-8.25	-46.76	38.51	N/A
3	2509.5100	-61.44	-13.00	48.44	-10.63	-47.19	36.56	Vertical
4	3343.3430	-61.81	-13.00	48.81	-10.54	-48.06	37.52	Vertical
5	4184.1840	-58.06	-13.00	45.06	-7.08	-46.57	39.49	Vertical
6	5018.0180	-55.8	-13.00	42.80	-2.90	-43.83	40.93	Vertical
7	5858.8590	-55.05	-13.00	42.05	-1.14	-42.30	41.16	Vertical
8	6695.6960	-51.51	-13.00	38.51	3.73	-39.17	42.90	Vertical
9	7524.5250	-46.99	-13.00	33.99	9.88	-35.76	45.64	Vertical
10	8364.8650	-49.95	-13.00	36.95	8.58	-36.15	44.73	Vertical

DC_66A-46A_n5 167300 20M DFT-s-OFDM PI/2 BPSK RB Size-1 RB Offset-1 SCS 15KHz 1-18G

V

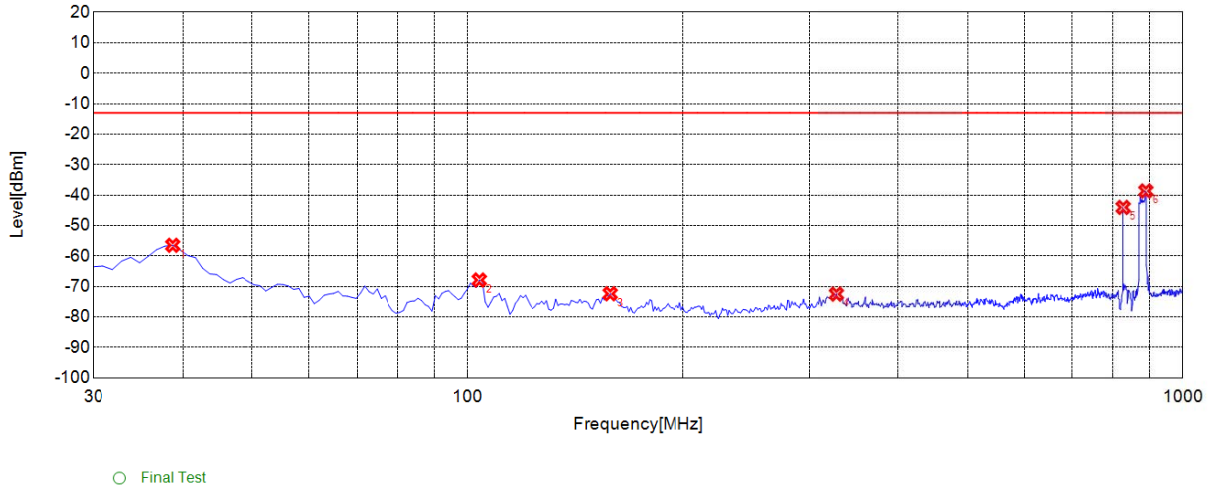
Test Graph



NO.	Freq. [MHz]	Level [dBm]	Limit [dBm]	Margin [dB]	Factor [dB]	Path [dB]	Air [dB]	Ant. Pol.
1	33.8840	-56.41	-13.00	43.41	-9.81	-39.59	29.78	Horizontal
2	38.7390	-56.94	-13.00	43.94	-7.63	-39.55	31.92	Horizontal
3	101.8520	-68.67	-13.00	55.67	-17.45	-38.70	21.25	Horizontal
4	208.6590	-71.72	-13.00	58.72	-14.16	-37.61	23.45	Horizontal
5	827.1670	-38.62	-13.00	25.62	-2.90	-34.16	31.26	N/A
6	876.6870	-36.23	-13.00	23.23	-2.17	-34.03	31.86	N/A

DC_66A-46A_n5 167300 20M DFT-s-OFDM PI/2 BPSK RB Size-1 RB Offset-1 SCS 15KHz
30M-1G H

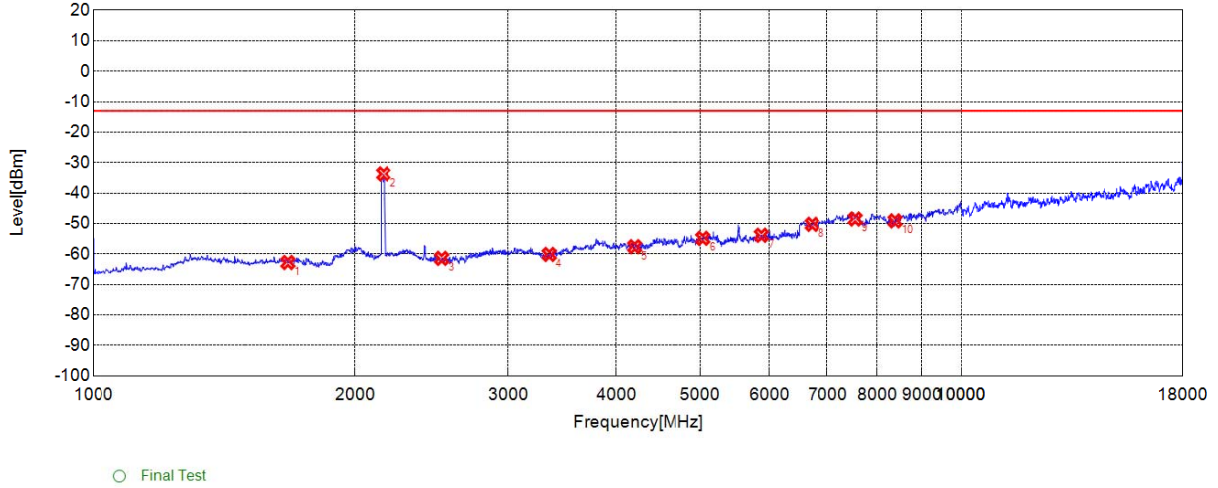
Test Graph



NO.	Freq. [MHz]	Level [dBm]	Limit [dBm]	Margin [dB]	Factor [dB]	Path [dB]	Air [dB]	Ant. Pol.
1	38.7390	-56.5	-13.00	43.50	-16.41	-39.55	23.14	Vertical
2	103.7940	-67.9	-13.00	54.90	-13.84	-38.70	24.86	Vertical
3	158.1680	-72.4	-13.00	59.40	-16.92	-38.44	21.52	Vertical
4	328.0880	-72.52	-13.00	59.52	-11.16	-37.03	25.87	Vertical
5	827.1670	-44.06	-13.00	31.06	-2.67	-34.16	31.49	N/A
6	889.3090	-38.67	-13.00	25.67	-1.22	-34.00	32.78	N/A

DC_66A-46A_n5 167300 20M DFT-s-OFDM PI/2 BPSK RB Size-1 RB Offset-1 SCS 15KHz
30M-1G V

Test Graph

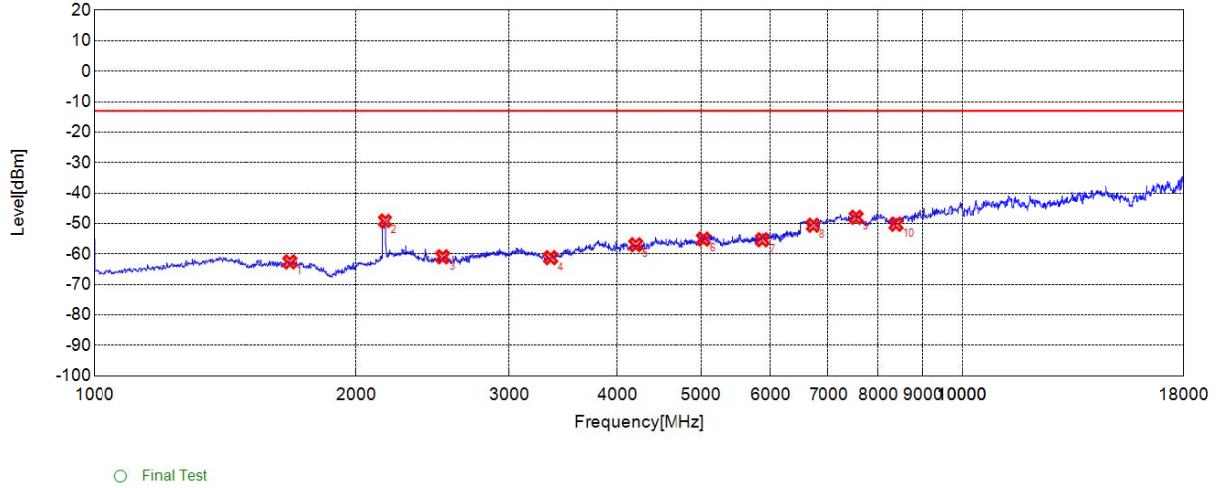


NO.	Freq. [MHz]	Level [dBm]	Limit [dBm]	Margin [dB]	Factor [dB]	Path [dB]	Air [dB]	Ant. Pol.
1	1676.6770	-62.81	-13.00	49.81	-8.68	-46.30	37.62	Horizontal
2	2157.1570	-33.72	-13.00	20.72	-7.78	-46.75	38.97	N/A
3	2519.5200	-61.44	-13.00	48.44	-10.56	-47.29	36.73	Horizontal
4	3353.8540	-60.15	-13.00	47.15	-9.86	-48.02	38.16	Horizontal
5	4198.1980	-57.61	-13.00	44.61	-6.68	-46.34	39.66	Horizontal
6	5035.5360	-54.87	-13.00	41.87	-2.42	-43.85	41.43	Horizontal
7	5876.3760	-53.86	-13.00	40.86	-1.13	-42.46	41.33	Horizontal
8	6718.7190	-50.27	-13.00	37.27	4.05	-38.81	42.86	Horizontal
9	7547.5480	-48.53	-13.00	35.53	9.62	-36.04	45.66	Horizontal
10	8387.8880	-49.14	-13.00	36.14	8.81	-36.00	44.81	Horizontal

DC_66A-46A_n5 167800 20M DFT-s-OFDM PI/2 BPSK RB Size-1 RB Offset-1 SCS 15KHz 1-18G

H

Test Graph

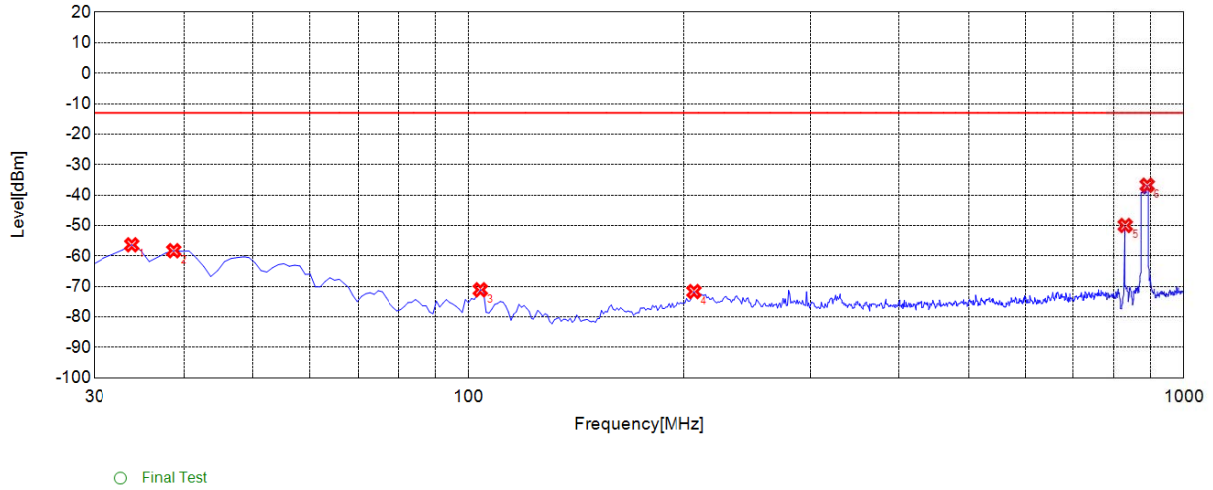


NO.	Freq. [MHz]	Level [dBm]	Limit [dBm]	Margin [dB]	Factor [dB]	Path [dB]	Air [dB]	Ant. Pol.
1	1680.6810	-62.61	-13.00	49.61	-9.57	-46.31	36.74	Vertical
2	2161.1610	-49.17	-13.00	36.17	-8.25	-46.76	38.51	N/A
3	2519.5200	-60.93	-13.00	47.93	-10.70	-47.29	36.59	Vertical
4	3357.3570	-61.22	-13.00	48.22	-10.44	-47.98	37.54	Vertical
5	4198.1980	-56.98	-13.00	43.98	-6.86	-46.34	39.48	Vertical
6	5032.0320	-55.11	-13.00	42.11	-2.77	-43.84	41.07	Vertical
7	5876.3760	-55.34	-13.00	42.34	-1.22	-42.46	41.24	Vertical
8	6718.7190	-50.56	-13.00	37.56	4.11	-38.81	42.92	Vertical
9	7547.5480	-47.96	-13.00	34.96	9.46	-36.04	45.50	Vertical
10	8387.8880	-50.24	-13.00	37.24	8.71	-36.00	44.71	Vertical

DC_66A-46A_n5 167800 20M DFT-s-OFDM PI/2 BPSK RB Size-1 RB Offset-1 SCS 15KHz 1-18G

V

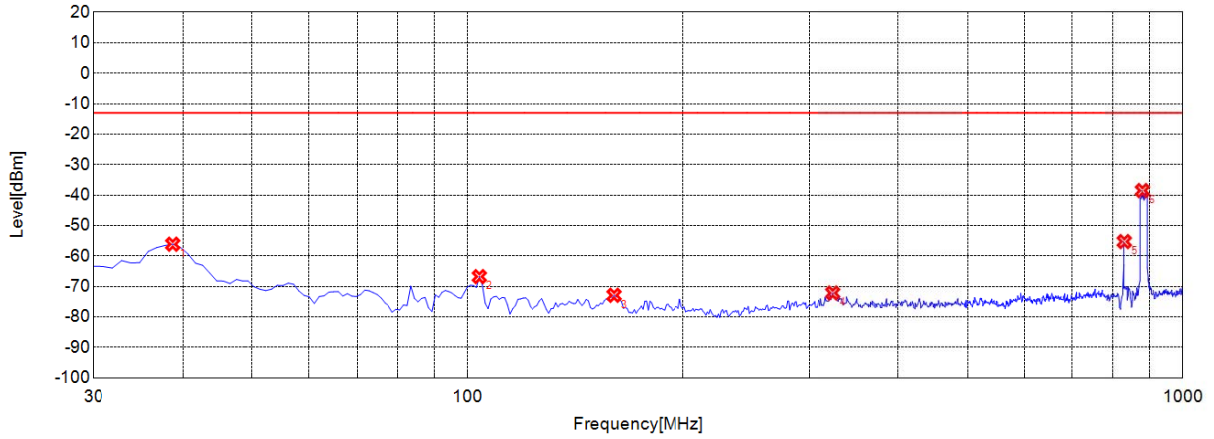
Test Graph



NO.	Freq. [MHz]	Level [dBm]	Limit [dBm]	Margin [dB]	Factor [dB]	Path [dB]	Air [dB]	Ant. Pol.
1	33.8840	-56.34	-13.00	43.34	-9.81	-39.59	29.78	Horizontal
2	38.7390	-58.27	-13.00	45.27	-7.63	-39.55	31.92	Horizontal
3	103.7940	-71.1	-13.00	58.10	-17.50	-38.70	21.20	Horizontal
4	206.7170	-71.69	-13.00	58.69	-14.34	-37.66	23.32	Horizontal
5	830.0800	-49.99	-13.00	36.99	-2.79	-34.15	31.36	N/A
6	890.2800	-36.78	-13.00	23.78	-2.01	-33.99	31.98	N/A

DC_66A-46A_n5 167800 20M DFT-s-OFDM PI/2 BPSK RB Size-1 RB Offset-1 SCS 15KHz
30M-1G H

Test Graph

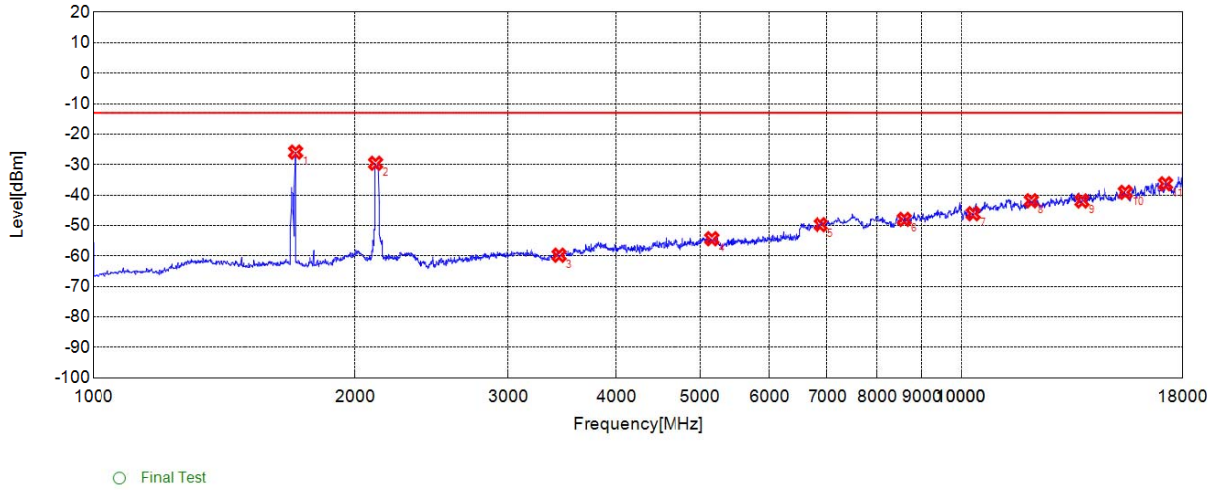


○ Final Test

NO.	Freq. [MHz]	Level [dBm]	Limit [dBm]	Margin [dB]	Factor [dB]	Path [dB]	Air [dB]	Ant. Pol.
1	38.7390	-56.14	-13.00	43.14	-16.41	-39.55	23.14	Vertical
2	103.7940	-66.78	-13.00	53.78	-13.84	-38.70	24.86	Vertical
3	160.1100	-72.9	-13.00	59.90	-16.96	-38.39	21.43	Vertical
4	324.2040	-72.17	-13.00	59.17	-11.34	-37.02	25.68	Vertical
5	830.0800	-55.28	-13.00	42.28	-2.53	-34.15	31.62	N/A
6	879.6000	-38.54	-13.00	25.54	-1.61	-34.02	32.41	N/A

DC_66A-46A_n5 167800 20M DFT-s-OFDM PI/2 BPSK RB Size-1 RB Offset-1 SCS 15KHz
30M-1G V

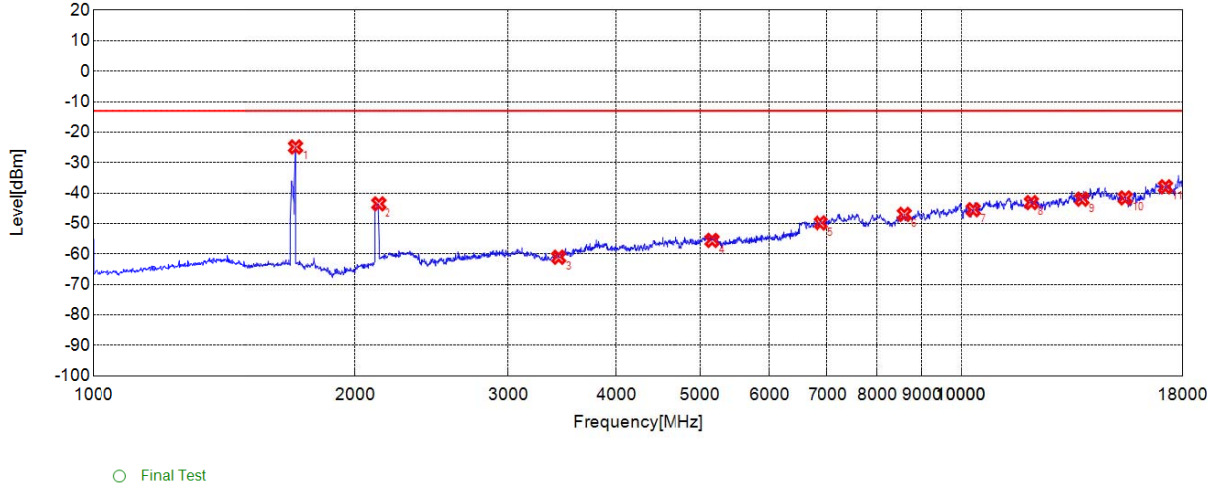
Test Graph



NO.	Freq. [MHz]	Level [dBm]	Limit [dBm]	Margin [dB]	Factor [dB]	Path [dB]	Air [dB]	Ant. Pol.
1	1710.7110	-25.9	-13.00	12.90	-8.41	-46.34	37.93	N/A
2	2111.1110	-29.57	-13.00	16.57	-8.38	-47.20	38.82	N/A
3	3441.4410	-59.75	-13.00	46.75	-8.91	-47.52	38.61	Horizontal
4	5158.1580	-54.34	-13.00	41.34	-2.39	-43.71	41.32	Horizontal
5	6879.8800	-49.73	-13.00	36.73	5.20	-38.08	43.28	Horizontal
6	8595.0950	-47.99	-13.00	34.99	9.66	-36.47	46.13	Horizontal
7	10321.8220	-46.15	-13.00	33.15	12.68	-36.20	48.88	Horizontal
8	12037.0370	-41.88	-13.00	28.88	18.14	-31.26	49.40	Horizontal
9	13763.7640	-41.94	-13.00	28.94	20.94	-28.74	49.68	Horizontal
10	15478.9790	-39.11	-13.00	26.11	22.01	-28.86	50.87	Horizontal
11	17205.7060	-36.31	-13.00	23.31	24.55	-27.15	51.70	Horizontal

DC_13A_n66 344000 20M DFT-s-OFDM QPSK RB Size-1 RB Offset-1 SCS 15KHz 1-18G H

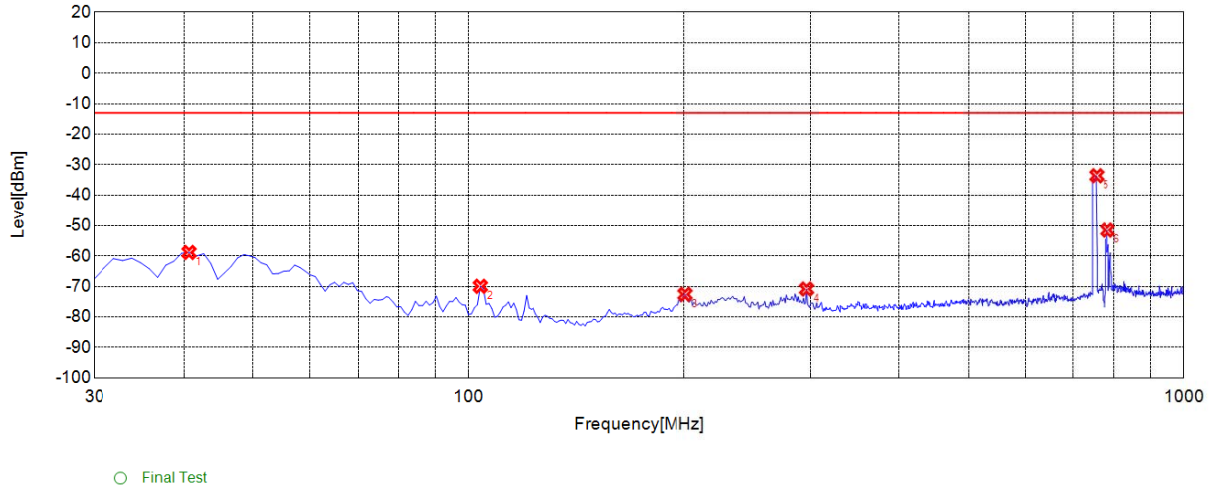
Test Graph



NO.	Freq. [MHz]	Level [dBm]	Limit [dBm]	Margin [dB]	Factor [dB]	Path [dB]	Air [dB]	Ant. Pol.
1	1710.7110	-24.87	-13.00	11.87	-9.39	-46.34	36.95	N/A
2	2129.1290	-43.55	-13.00	30.55	-9.31	-46.98	37.67	N/A
3	3437.9380	-61.07	-13.00	48.07	-9.56	-47.52	37.96	Vertical
4	5161.6620	-55.55	-13.00	42.55	-2.47	-43.66	41.19	Vertical
5	6879.8800	-49.82	-13.00	36.82	5.41	-38.08	43.49	Vertical
6	8595.0950	-47	-13.00	34.00	9.50	-36.47	45.97	Vertical
7	10321.8220	-45.48	-13.00	32.48	12.60	-36.20	48.80	Vertical
8	12037.0370	-43.12	-13.00	30.12	17.61	-31.26	48.87	Vertical
9	13763.7640	-42	-13.00	29.00	20.81	-28.74	49.55	Vertical
10	15478.9790	-41.61	-13.00	28.61	19.90	-28.86	48.76	Vertical
11	17205.7060	-37.96	-13.00	24.96	23.72	-27.15	50.87	Vertical

DC_13A_n66 344000 20M DFT-s-OFDM QPSK RB Size-1 RB Offset-1 SCS 15KHz 1-18G V

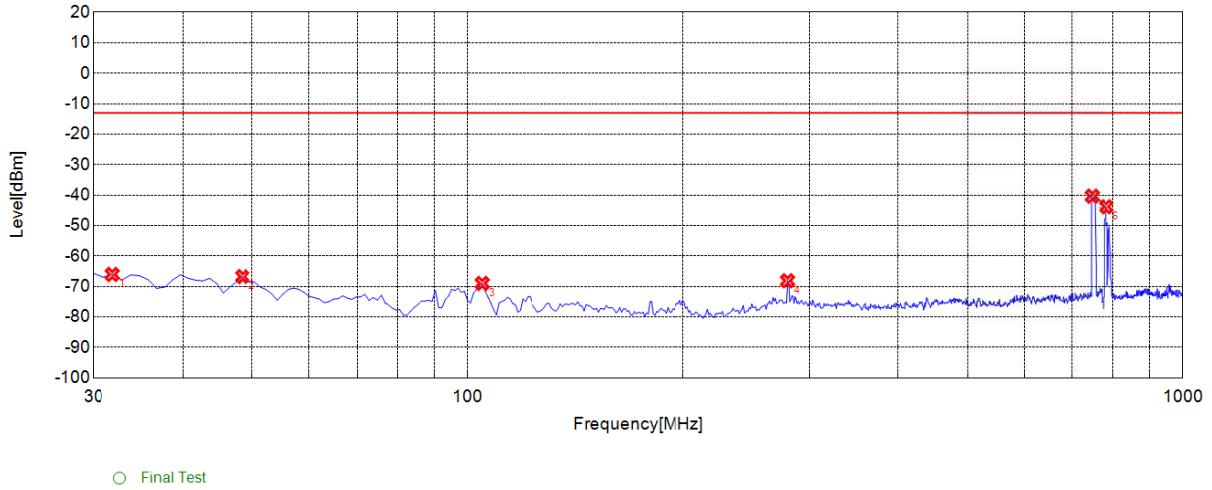
Test Graph



NO.	Freq. [MHz]	Level [dBm]	Limit [dBm]	Margin [dB]	Factor [dB]	Path [dB]	Air [dB]	Ant. Pol.
1	40.6810	-58.84	-13.00	45.84	-7.05	-39.53	32.48	Horizontal
2	103.7940	-69.95	-13.00	56.95	-17.50	-38.70	21.20	Horizontal
3	200.8910	-72.59	-13.00	59.59	-14.85	-37.81	22.96	Horizontal
4	296.0460	-70.85	-13.00	57.85	-11.97	-36.97	25.00	Horizontal
5	755.3150	-33.66	-13.00	20.66	-2.72	-34.20	31.48	N/A
6	782.5030	-51.49	-13.00	38.49	-3.20	-34.23	31.03	N/A

DC_13A_n66 344000 20M DFT-s-OFDM QPSK RB Size-1 RB Offset-1 SCS 15KHz 30M-1G H

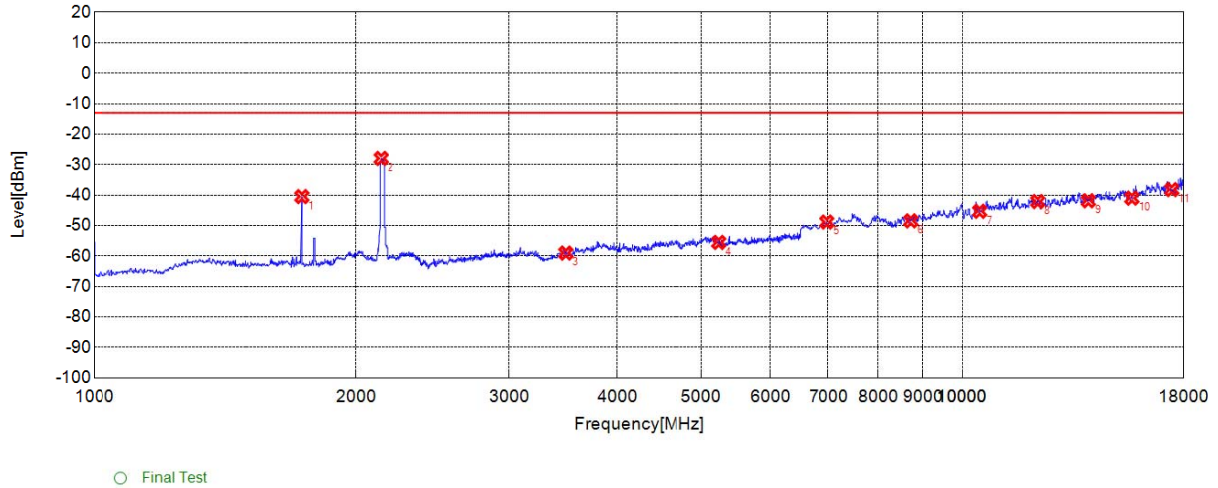
Test Graph



NO.	Freq. [MHz]	Level [dBm]	Limit [dBm]	Margin [dB]	Factor [dB]	Path [dB]	Air [dB]	Ant. Pol.
1	31.9420	-66.06	-13.00	53.06	-16.89	-39.60	22.71	Vertical
2	48.4480	-66.77	-13.00	53.77	-15.38	-39.47	24.09	Vertical
3	104.7650	-69.01	-13.00	56.01	-14.20	-38.70	24.50	Vertical
4	279.5400	-68.14	-13.00	55.14	-12.54	-37.04	24.50	Vertical
5	746.5770	-40.38	-13.00	27.38	-2.84	-34.21	31.37	N/A
6	782.5030	-43.85	-13.00	30.85	-3.31	-34.23	30.92	N/A

DC_13A_n66 344000 20M DFT-s-OFDM QPSK RB Size-1 RB Offset-1 SCS 15KHz 30M-1G V

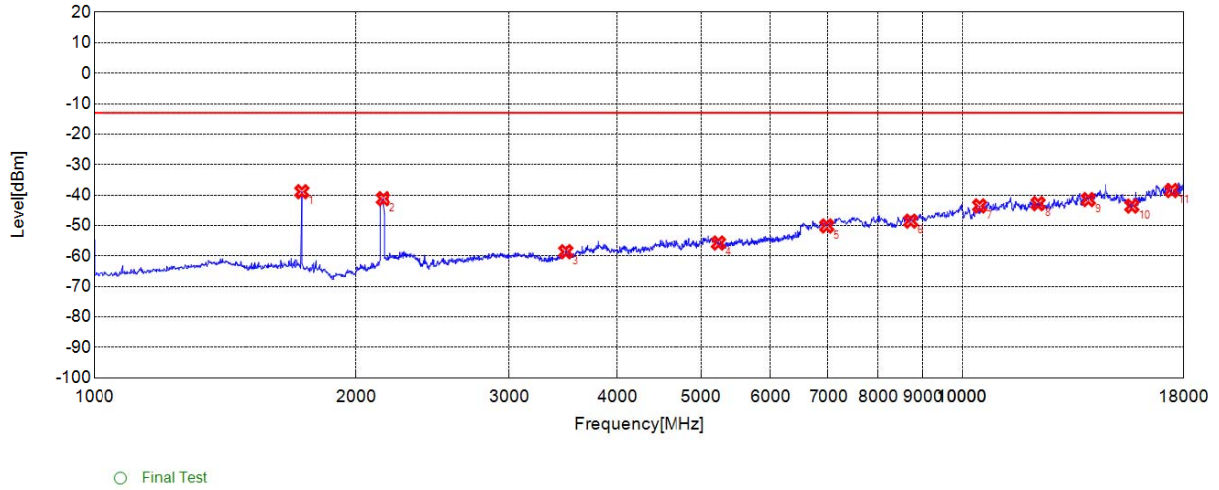
Test Graph



NO.	Freq. [MHz]	Level [dBm]	Limit [dBm]	Margin [dB]	Factor [dB]	Path [dB]	Air [dB]	Ant. Pol.
1	1734.7350	-40.51	-13.00	27.51	-8.32	-46.29	37.97	N/A
2	2137.1370	-27.98	-13.00	14.98	-7.97	-46.88	38.91	N/A
3	3493.9940	-59.05	-13.00	46.05	-8.40	-47.39	38.99	Horizontal
4	5238.7390	-55.55	-13.00	42.55	-2.58	-43.42	40.84	Horizontal
5	6983.4830	-48.87	-13.00	35.87	6.34	-37.75	44.09	Horizontal
6	8721.7220	-48.47	-13.00	35.47	9.88	-36.80	46.68	Horizontal
7	10471.4710	-45.34	-13.00	32.34	12.67	-36.33	49.00	Horizontal
8	12209.7100	-42.14	-13.00	29.14	17.89	-31.39	49.28	Horizontal
9	13959.4590	-41.9	-13.00	28.90	20.94	-28.60	49.54	Horizontal
10	15709.2090	-41.01	-13.00	28.01	21.15	-29.78	50.93	Horizontal
11	17447.4470	-38.21	-13.00	25.21	23.87	-27.13	51.00	Horizontal

DC_13A_n66 349000 20M DFT-s-OFDM QPSK RB Size-1 RB Offset-1 SCS 15KHz 1-18G H

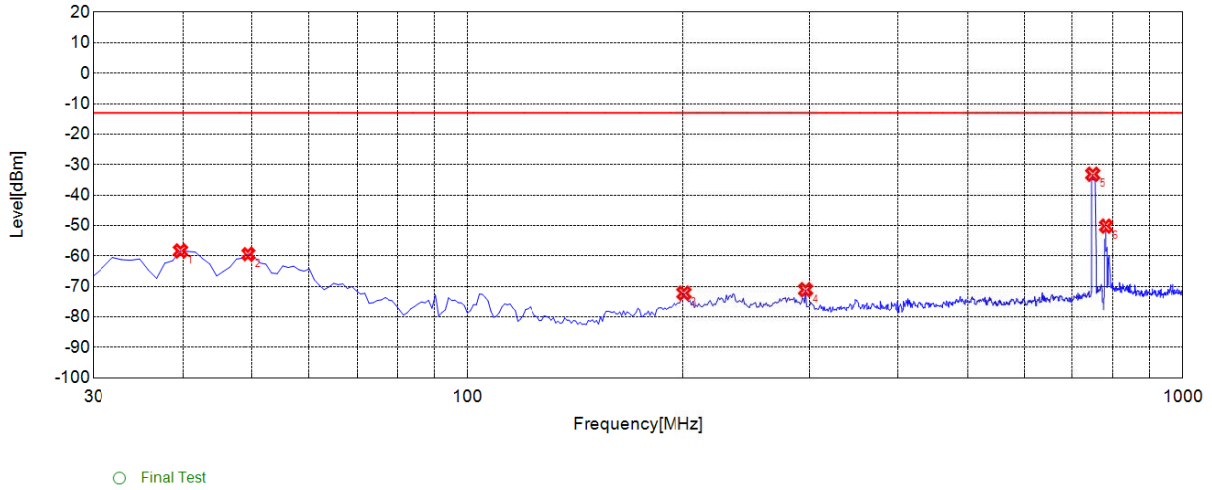
Test Graph



NO.	Freq. [MHz]	Level [dBm]	Limit [dBm]	Margin [dB]	Factor [dB]	Path [dB]	Air [dB]	Ant. Pol.
1	1734.7350	-38.9	-13.00	25.90	-9.30	-46.29	36.99	N/A
2	2149.1490	-41.2	-13.00	28.20	-8.54	-46.73	38.19	N/A
3	3493.9940	-58.61	-13.00	45.61	-8.88	-47.39	38.51	Vertical
4	5235.2350	-55.76	-13.00	42.76	-2.86	-43.40	40.54	Vertical
5	6983.4830	-50.16	-13.00	37.16	6.17	-37.75	43.92	Vertical
6	8721.7220	-48.57	-13.00	35.57	9.73	-36.80	46.53	Vertical
7	10471.4710	-43.57	-13.00	30.57	12.60	-36.33	48.93	Vertical
8	12221.2210	-42.83	-13.00	29.83	17.70	-31.14	48.84	Vertical
9	13959.4590	-41.49	-13.00	28.49	21.08	-28.60	49.68	Vertical
10	15709.2090	-43.62	-13.00	30.62	18.54	-29.78	48.32	Vertical
11	17447.4470	-38.52	-13.00	25.52	23.04	-27.13	50.17	Vertical

DC_13A_n66 349000 20M DFT-s-OFDM QPSK RB Size-1 RB Offset-1 SCS 15KHz 1-18G V

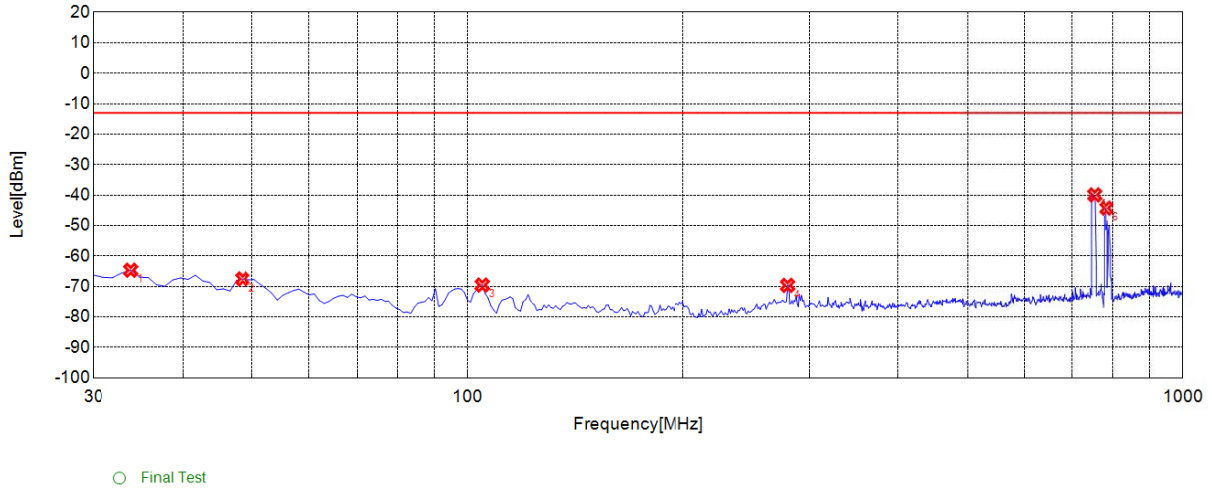
Test Graph



NO.	Freq. [MHz]	Level [dBm]	Limit [dBm]	Margin [dB]	Factor [dB]	Path [dB]	Air [dB]	Ant. Pol.
1	39.7100	-58.34	-13.00	45.34	-7.19	-39.54	32.35	Horizontal
2	49.4190	-59.41	-13.00	46.41	-7.01	-39.46	32.45	Horizontal
3	200.8910	-72.21	-13.00	59.21	-14.85	-37.81	22.96	Horizontal
4	296.0460	-71.09	-13.00	58.09	-11.97	-36.97	25.00	Horizontal
5	747.5480	-33.17	-13.00	20.17	-3.07	-34.21	31.14	N/A
6	781.5320	-50.21	-13.00	37.21	-3.19	-34.23	31.04	N/A

DC_13A_n66 349000 20M DFT-s-OFDM QPSK RB Size-1 RB Offset-1 SCS 15KHz 30M-1G H

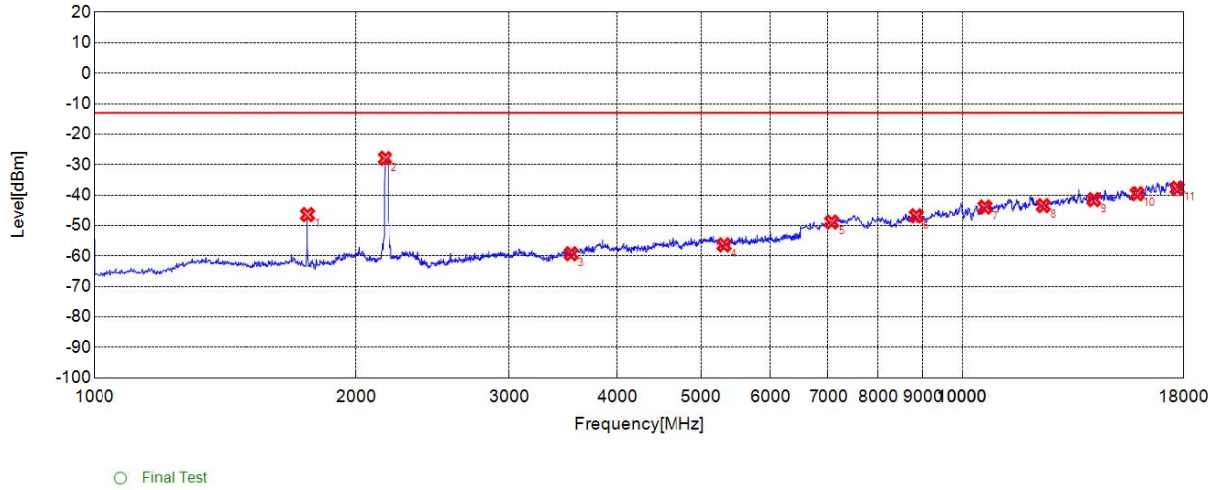
Test Graph



NO.	Freq. [MHz]	Level [dBm]	Limit [dBm]	Margin [dB]	Factor [dB]	Path [dB]	Air [dB]	Ant. Pol.
1	33.8840	-64.68	-13.00	51.68	-16.76	-39.59	22.83	Vertical
2	48.4480	-67.54	-13.00	54.54	-15.38	-39.47	24.09	Vertical
3	104.7650	-69.56	-13.00	56.56	-14.20	-38.70	24.50	Vertical
4	279.5400	-69.66	-13.00	56.66	-12.54	-37.04	24.50	Vertical
5	752.4020	-39.96	-13.00	26.96	-2.55	-34.20	31.65	N/A
6	782.5030	-44.32	-13.00	31.32	-3.31	-34.23	30.92	N/A

DC_13A_n66 349000 20M DFT-s-OFDM QPSK RB Size-1 RB Offset-1 SCS 15KHz 30M-1G V

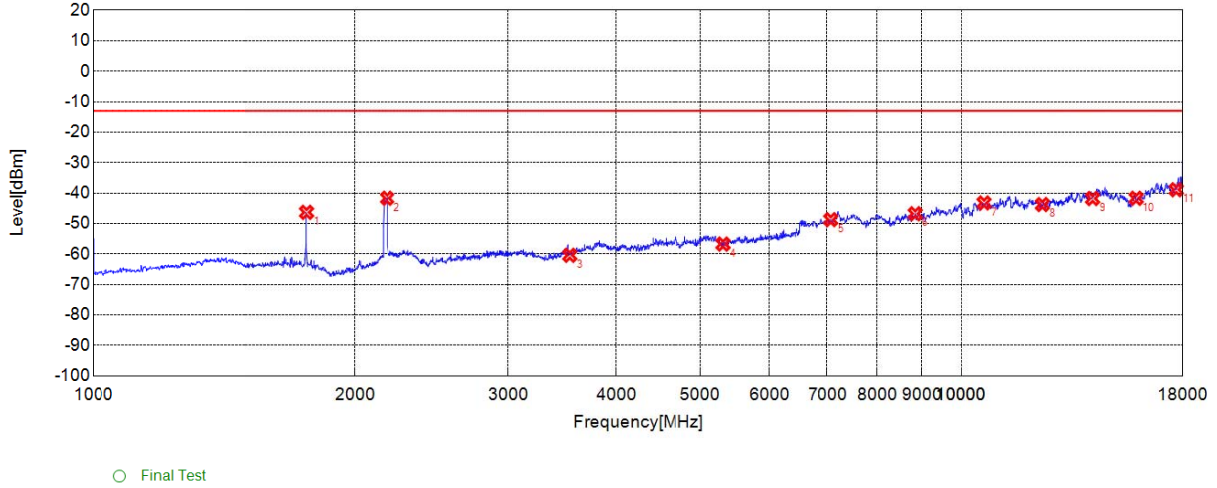
Test Graph



NO.	Freq. [MHz]	Level [dBm]	Limit [dBm]	Margin [dB]	Factor [dB]	Path [dB]	Air [dB]	Ant. Pol.
1	1760.7610	-46.43	-13.00	33.43	-8.27	-46.28	38.01	N/A
2	2161.1610	-27.91	-13.00	14.91	-7.78	-46.76	38.98	N/A
3	3543.0430	-59.29	-13.00	46.29	-8.76	-47.90	39.14	Horizontal
4	5312.3120	-56.38	-13.00	43.38	-2.90	-43.31	40.41	Horizontal
5	7075.5760	-48.87	-13.00	35.87	7.10	-37.55	44.65	Horizontal
6	8848.3480	-46.82	-13.00	33.82	9.98	-36.76	46.74	Horizontal
7	10621.1210	-43.95	-13.00	30.95	13.31	-35.37	48.68	Horizontal
8	12393.8940	-43.48	-13.00	30.48	17.56	-31.20	48.76	Horizontal
9	14166.6670	-41.5	-13.00	28.50	20.75	-29.24	49.99	Horizontal
10	15927.9280	-39.58	-13.00	26.58	22.51	-28.25	50.76	Horizontal
11	17700.7010	-37.77	-13.00	24.77	25.79	-26.27	52.06	Horizontal

DC_13A_n66 354000 20M DFT-s-OFDM QPSK RB Size-1 RB Offset-1 SCS 15KHz 1-18G H

Test Graph

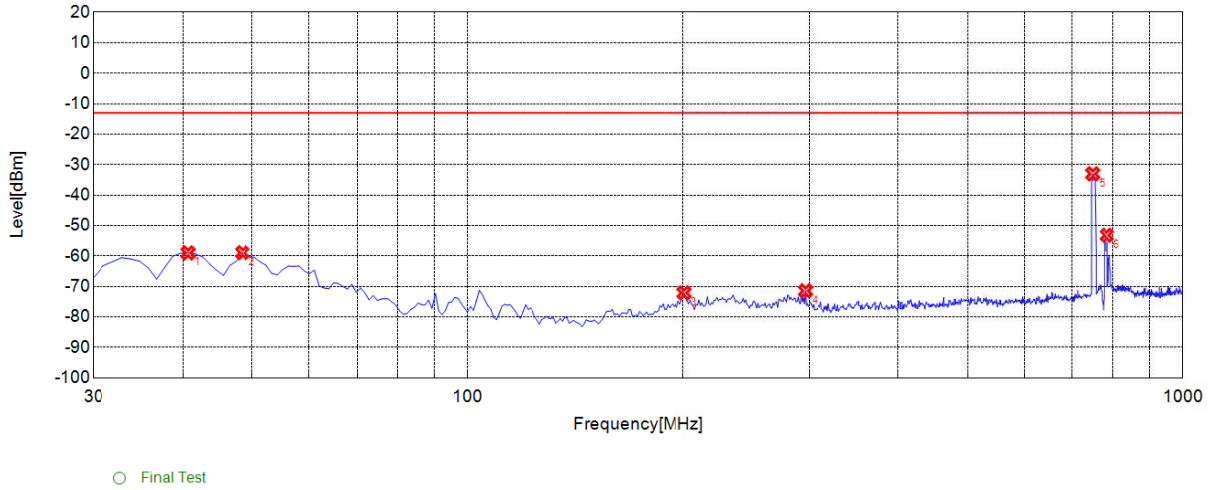


NO.	Freq. [MHz]	Level [dBm]	Limit [dBm]	Margin [dB]	Factor [dB]	Path [dB]	Air [dB]	Ant. Pol.
1	1760.7610	-46.33	-13.00	33.33	-9.26	-46.28	37.02	N/A
2	2179.1790	-41.7	-13.00	28.70	-7.85	-46.83	38.98	N/A
3	3539.5400	-60.44	-13.00	47.44	-9.24	-47.86	38.62	Vertical
4	5312.3120	-56.75	-13.00	43.75	-3.28	-43.31	40.03	Vertical
5	7075.5760	-48.74	-13.00	35.74	7.11	-37.55	44.66	Vertical
6	8848.3480	-46.79	-13.00	33.79	9.89	-36.76	46.65	Vertical
7	10621.1210	-43.25	-13.00	30.25	13.50	-35.37	48.87	Vertical
8	12393.8940	-43.77	-13.00	30.77	16.78	-31.20	47.98	Vertical
9	14155.1550	-41.8	-13.00	28.80	21.10	-29.36	50.46	Vertical
10	15927.9280	-41.72	-13.00	28.72	20.02	-28.25	48.27	Vertical
11	17700.7010	-38.92	-13.00	25.92	24.85	-26.27	51.12	Vertical

DC_13A_n66 354000 20M DFT-s-OFDM QPSK RB Size-1 RB Offset-1 SCS 15KHz 1-18G V



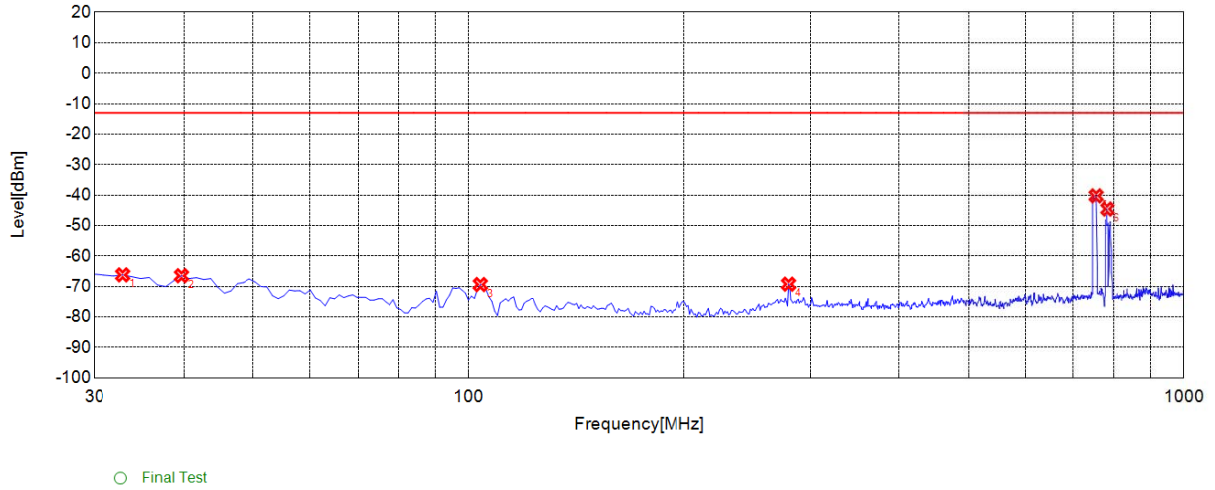
Test Graph



NO.	Freq. [MHz]	Level [dBm]	Limit [dBm]	Margin [dB]	Factor [dB]	Path [dB]	Air [dB]	Ant. Pol.
1	40.6810	-59	-13.00	46.00	-7.05	-39.53	32.48	Horizontal
2	48.4480	-58.93	-13.00	45.93	-7.02	-39.47	32.45	Horizontal
3	200.8910	-72.11	-13.00	59.11	-14.85	-37.81	22.96	Horizontal
4	296.0460	-71.44	-13.00	58.44	-11.97	-36.97	25.00	Horizontal
5	747.5480	-33.03	-13.00	20.03	-3.07	-34.21	31.14	N/A
6	783.4730	-53.19	-13.00	40.19	-3.20	-34.23	31.03	N/A

DC_13A_n66 354000 20M DFT-s-OFDM QPSK RB Size-1 RB Offset-1 SCS 15KHz 30M-1G H

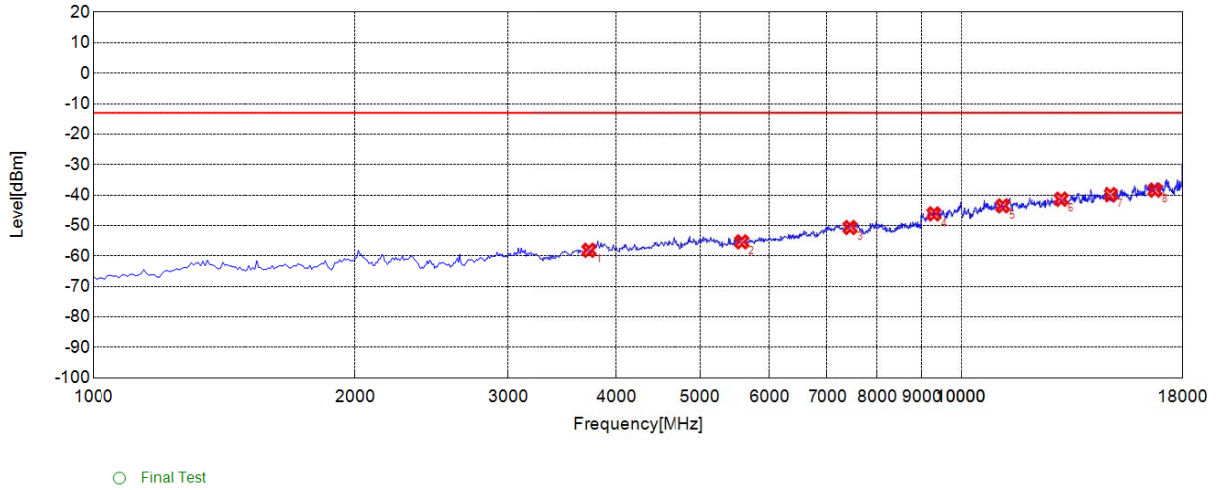
Test Graph



NO.	Freq. [MHz]	Level [dBm]	Limit [dBm]	Margin [dB]	Factor [dB]	Path [dB]	Air [dB]	Ant. Pol.
1	32.9130	-66.2	-13.00	53.20	-16.83	-39.60	22.77	Vertical
2	39.7100	-66.48	-13.00	53.48	-16.34	-39.54	23.20	Vertical
3	103.7940	-69.38	-13.00	56.38	-13.84	-38.70	24.86	Vertical
4	279.5400	-69.26	-13.00	56.26	-12.54	-37.04	24.50	Vertical
5	753.3730	-40.27	-13.00	27.27	-2.51	-34.20	31.69	N/A
6	782.5030	-44.59	-13.00	31.59	-3.31	-34.23	30.92	N/A

DC_13A_n66 354000 20M DFT-s-OFDM QPSK RB Size-1 RB Offset-1 SCS 15KHz 30M-1G V

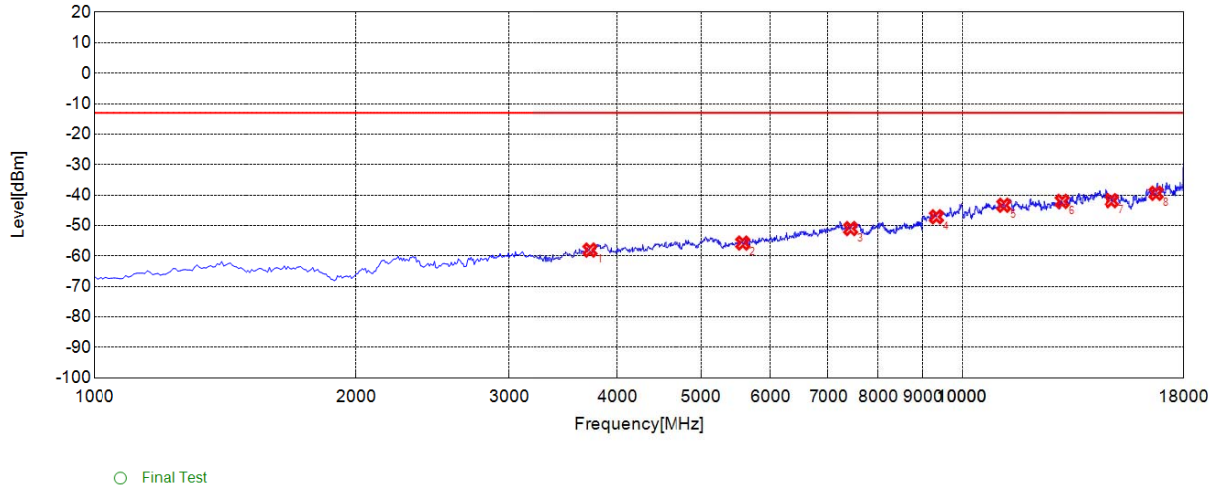
Test Graph



NO.	Freq. [MHz]	Level [dBm]	Limit [dBm]	Margin [dB]	Factor [dB]	Path [dB]	Air [dB]	Ant. Pol.
1	3722.7230	-58.14	-13.00	45.14	-7.87	-47.08	39.21	Horizontal
2	5580.5810	-55.37	-13.00	42.37	-2.21	-43.00	40.79	Horizontal
3	7446.4460	-50.66	-13.00	37.66	6.97	-38.84	45.81	Horizontal
4	9297.2970	-46.2	-13.00	33.20	11.40	-37.29	48.69	Horizontal
5	11162.1620	-43.55	-13.00	30.55	13.85	-34.80	48.65	Horizontal
6	13027.0270	-41.36	-13.00	28.36	20.27	-29.85	50.12	Horizontal
7	14882.8830	-39.85	-13.00	26.85	20.18	-29.66	49.84	Horizontal
8	16738.7390	-38.39	-13.00	25.39	23.01	-28.68	51.69	Horizontal

DC_66A_n2 372000 20M DFT-s-OFDM QPSK RB Size-1 RB Offset-1 SCS 15KHz 1-18G H

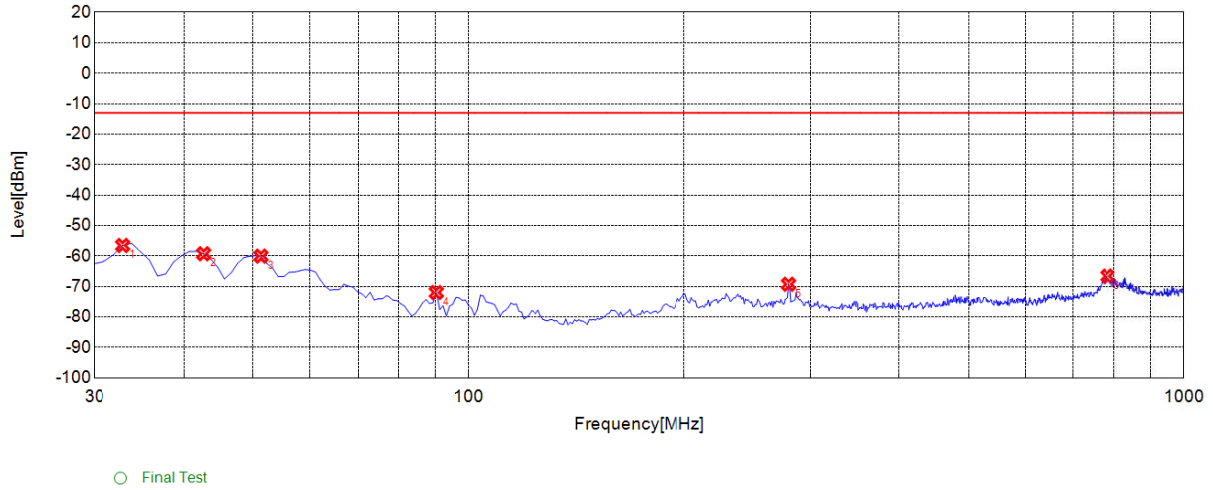
Test Graph



NO.	Freq. [MHz]	Level [dBm]	Limit [dBm]	Margin [dB]	Factor [dB]	Path [dB]	Air [dB]	Ant. Pol.
1	3722.7230	-58.07	-13.00	45.07	-8.01	-47.08	39.07	Vertical
2	5580.5810	-55.77	-13.00	42.77	-2.62	-43.00	40.38	Vertical
3	7438.4380	-51.02	-13.00	38.02	6.58	-38.85	45.43	Vertical
4	9333.3330	-47.14	-13.00	34.14	11.68	-37.08	48.76	Vertical
5	11162.1620	-43.35	-13.00	30.35	14.04	-34.80	48.84	Vertical
6	13027.0270	-42.08	-13.00	29.08	19.51	-29.85	49.36	Vertical
7	14882.8830	-41.85	-13.00	28.85	20.29	-29.66	49.95	Vertical
8	16738.7390	-39.43	-13.00	26.43	22.19	-28.68	50.87	Vertical

DC_66A_n2 372000 20M DFT-s-OFDM QPSK RB Size-1 RB Offset-1 SCS 15KHz 1-18G V

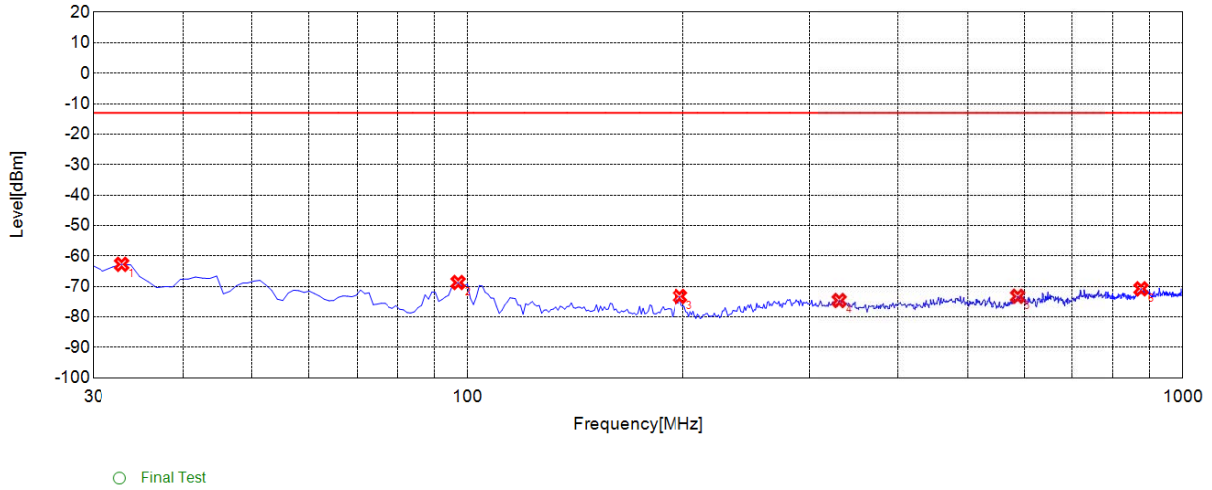
Test Graph



NO.	Freq. [MHz]	Level [dBm]	Limit [dBm]	Margin [dB]	Factor [dB]	Path [dB]	Air [dB]	Ant. Pol.
1	32.9130	-56.56	-13.00	43.56	-10.25	-39.60	29.35	Horizontal
2	42.6230	-59.28	-13.00	46.28	-7.05	-39.52	32.47	Horizontal
3	51.3610	-60.06	-13.00	47.06	-7.54	-39.46	31.92	Horizontal
4	90.2000	-71.99	-13.00	58.99	-18.92	-38.71	19.79	Horizontal
5	279.5400	-69.28	-13.00	56.28	-12.04	-37.04	25.00	Horizontal
6	782.5030	-66.61	-13.00	53.61	-3.20	-34.23	31.03	Horizontal

DC_66A_n2 372000 20M DFT-s-OFDM QPSK RB Size-1 RB Offset-1 SCS 15KHz 30M-1G H

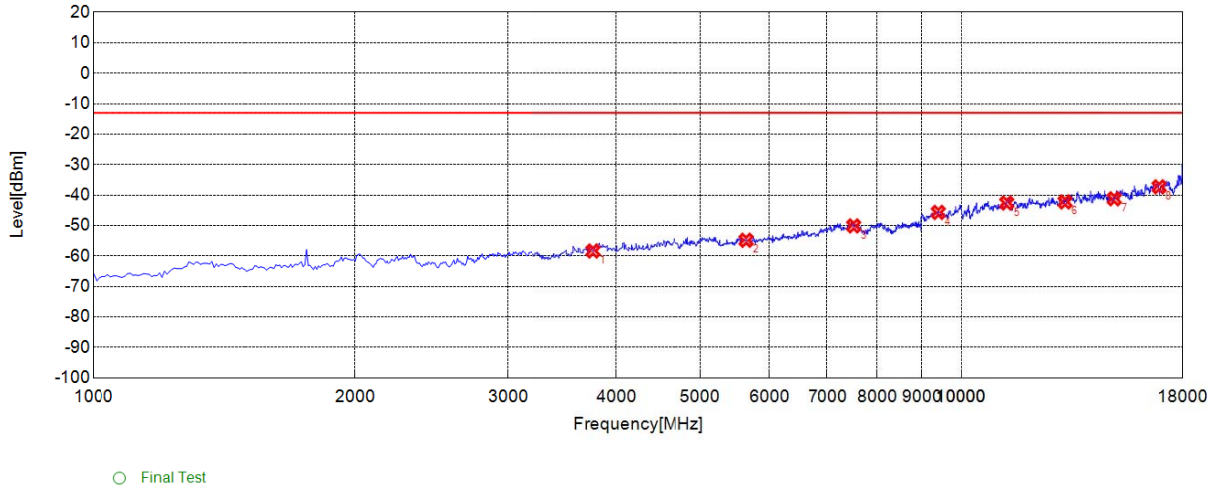
Test Graph



NO.	Freq. [MHz]	Level [dBm]	Limit [dBm]	Margin [dB]	Factor [dB]	Path [dB]	Air [dB]	Ant. Pol.
1	32.9130	-62.74	-13.00	49.74	-16.83	-39.60	22.77	Vertical
2	96.9970	-68.71	-13.00	55.71	-13.67	-38.70	25.03	Vertical
3	197.9780	-73.29	-13.00	60.29	-15.99	-37.89	21.90	Vertical
4	331.0010	-74.61	-13.00	61.61	-10.99	-37.04	26.05	Vertical
5	587.3370	-73.25	-13.00	60.25	-5.53	-34.90	29.37	Vertical
6	875.7160	-70.78	-13.00	57.78	-1.87	-34.03	32.16	Vertical

DC_66A_n2 372000 20M DFT-s-OFDM QPSK RB Size-1 RB Offset-1 SCS 15KHz 30M-1G V

Test Graph

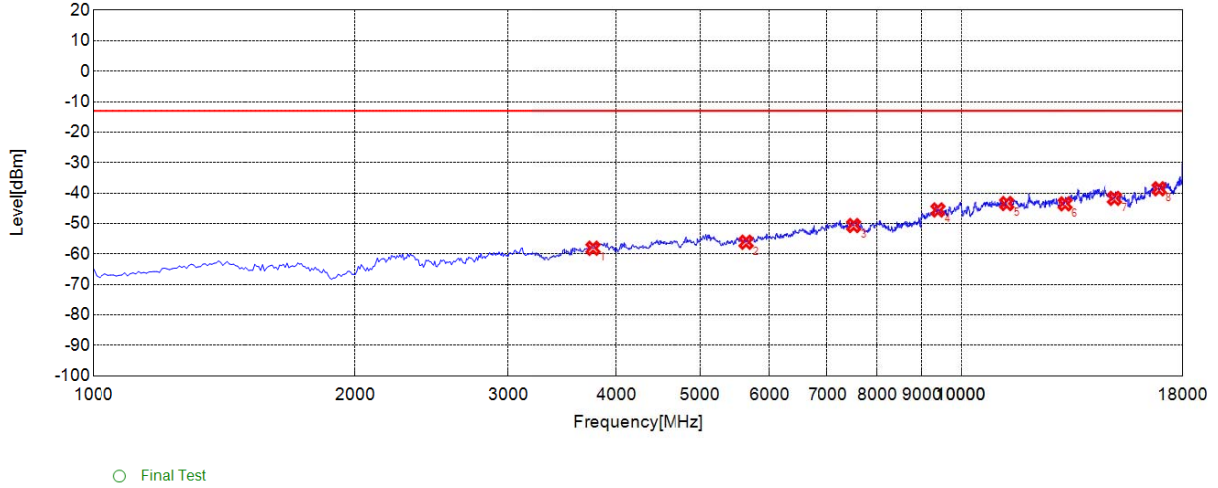


NO.	Freq. [MHz]	Level [dBm]	Limit [dBm]	Margin [dB]	Factor [dB]	Path [dB]	Air [dB]	Ant. Pol.
1	3762.7630	-58.37	-13.00	45.37	-7.87	-47.22	39.35	Horizontal
2	5644.6450	-54.86	-13.00	41.86	-2.03	-42.85	40.82	Horizontal
3	7518.5190	-50.13	-13.00	37.13	7.76	-38.24	46.00	Horizontal
4	9405.4050	-45.69	-13.00	32.69	12.51	-36.48	48.99	Horizontal
5	11279.2790	-42.61	-13.00	29.61	14.70	-34.15	48.85	Horizontal
6	13162.1620	-42.27	-13.00	29.27	20.23	-29.49	49.72	Horizontal
7	15036.0360	-41.23	-13.00	28.23	20.50	-29.34	49.84	Horizontal
8	16918.9190	-37.3	-13.00	24.30	24.36	-27.94	52.30	Horizontal

DC_66A_n2 376000 20M DFT-s-OFDM QPSK RB Size-1 RB Offset-1 SCS 15KHz 1-18G H



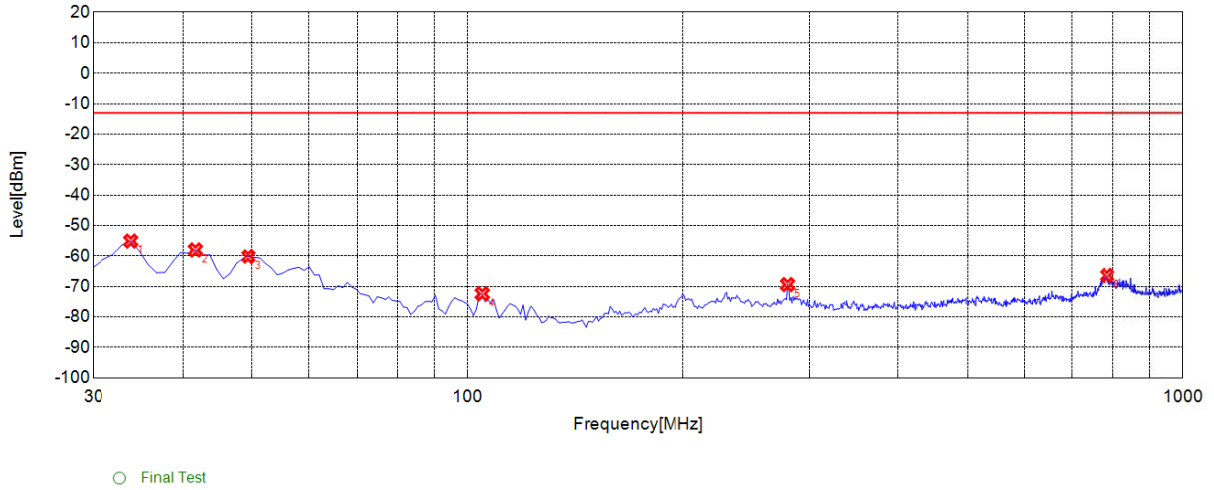
Test Graph



NO.	Freq. [MHz]	Level [dBm]	Limit [dBm]	Margin [dB]	Factor [dB]	Path [dB]	Air [dB]	Ant. Pol.
1	3762.7630	-58.12	-13.00	45.12	-8.16	-47.22	39.06	Vertical
2	5644.6450	-56.15	-13.00	43.15	-2.36	-42.85	40.49	Vertical
3	7518.5190	-50.66	-13.00	37.66	7.44	-38.24	45.68	Vertical
4	9396.3960	-45.56	-13.00	32.56	12.66	-36.40	49.06	Vertical
5	11279.2790	-43.45	-13.00	30.45	14.71	-34.15	48.86	Vertical
6	13162.1620	-43.55	-13.00	30.55	19.65	-29.49	49.14	Vertical
7	15045.0450	-41.75	-13.00	28.75	20.38	-29.19	49.57	Vertical
8	16918.9190	-38.6	-13.00	25.60	23.77	-27.94	51.71	Vertical

DC_66A_n2 376000 20M DFT-s-OFDM QPSK RB Size-1 RB Offset-1 SCS 15KHz 1-18G V

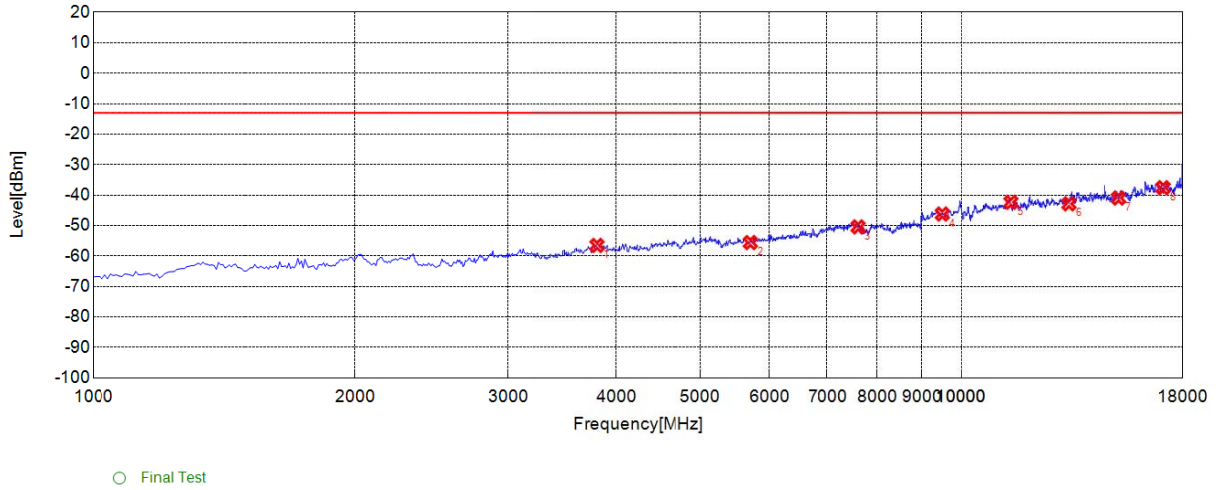
Test Graph



NO.	Freq. [MHz]	Level [dBm]	Limit [dBm]	Margin [dB]	Factor [dB]	Path [dB]	Air [dB]	Ant. Pol.
1	33.8840	-55.11	-13.00	42.11	-9.81	-39.59	29.78	Horizontal
2	41.6520	-58.02	-13.00	45.02	-7.05	-39.53	32.48	Horizontal
3	49.4190	-60.18	-13.00	47.18	-7.01	-39.46	32.45	Horizontal
4	104.7650	-72.41	-13.00	59.41	-17.53	-38.70	21.17	Horizontal
5	279.5400	-69.4	-13.00	56.40	-12.04	-37.04	25.00	Horizontal
6	784.4440	-66.4	-13.00	53.40	-3.21	-34.23	31.02	Horizontal

DC_66A_n2 376000 20M DFT-s-OFDM QPSK RB Size-1 RB Offset-1 SCS 15KHz 30M-1G H

Test Graph

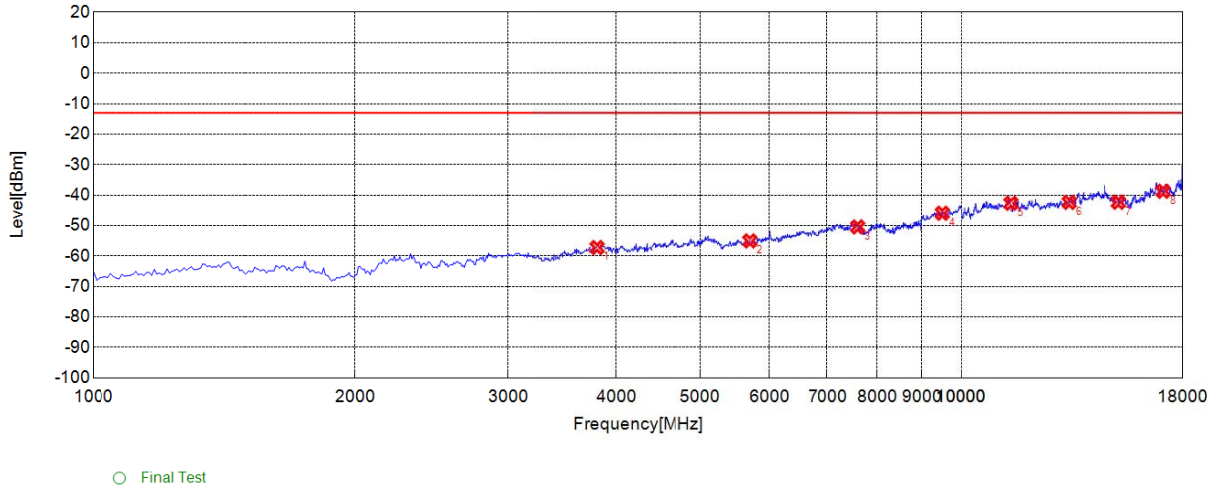


NO.	Freq. [MHz]	Level [dBm]	Limit [dBm]	Margin [dB]	Factor [dB]	Path [dB]	Air [dB]	Ant. Pol.
1	3802.8030	-56.54	-13.00	43.54	-6.52	-46.01	39.49	Horizontal
2	5708.7090	-55.61	-13.00	42.61	-1.86	-42.74	40.88	Horizontal
3	7606.6070	-50.46	-13.00	37.46	7.24	-37.81	45.05	Horizontal
4	9504.5050	-46.24	-13.00	33.24	10.83	-37.36	48.19	Horizontal
5	11405.4050	-42.37	-13.00	29.37	15.96	-33.51	49.47	Horizontal
6	13297.2970	-42.89	-13.00	29.89	20.36	-29.20	49.56	Horizontal
7	15207.2070	-40.99	-13.00	27.99	21.05	-29.35	50.40	Horizontal
8	17099.0990	-37.6	-13.00	24.60	24.02	-27.37	51.39	Horizontal

DC_66A_n2 380000 20M DFT-s-OFDM QPSK RB Size-1 RB Offset-1 SCS 15KHz 1-18G H



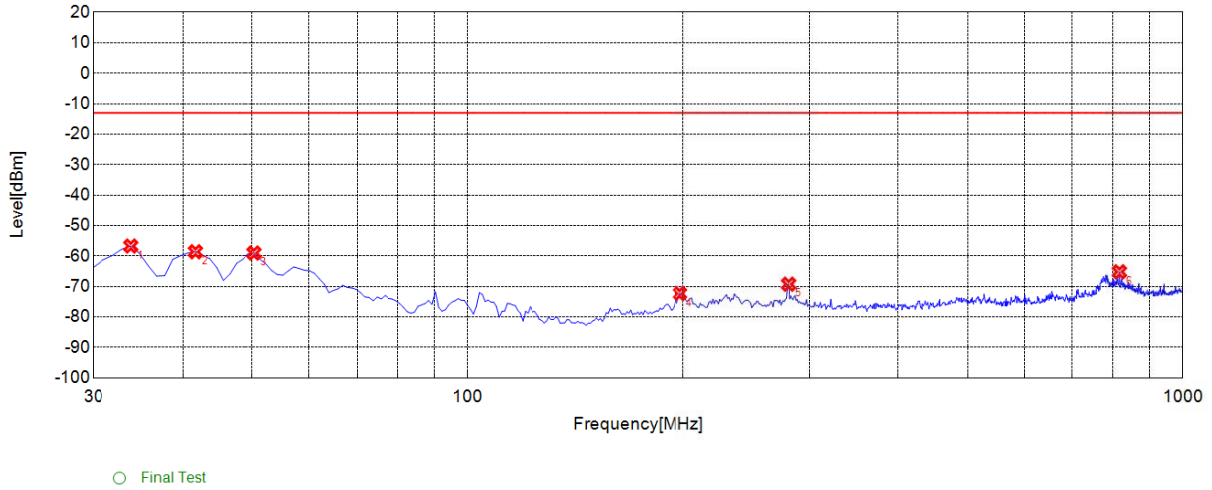
Test Graph



NO.	Freq. [MHz]	Level [dBm]	Limit [dBm]	Margin [dB]	Factor [dB]	Path [dB]	Air [dB]	Ant. Pol.
1	3802.8030	-57.23	-13.00	44.23	-6.94	-46.01	39.07	Vertical
2	5700.7010	-55.06	-13.00	42.06	-2.07	-42.74	40.67	Vertical
3	7598.5990	-50.46	-13.00	37.46	7.40	-37.78	45.18	Vertical
4	9504.5050	-45.96	-13.00	32.96	11.05	-37.36	48.41	Vertical
5	11405.4050	-42.72	-13.00	29.72	15.83	-33.51	49.34	Vertical
6	13306.3060	-42.4	-13.00	29.40	20.19	-29.02	49.21	Vertical
7	15198.1980	-42.36	-13.00	29.36	19.95	-29.15	49.10	Vertical
8	17099.0990	-38.76	-13.00	25.76	23.21	-27.37	50.58	Vertical

DC_66A_n2 380000 20M DFT-s-OFDM QPSK RB Size-1 RB Offset-1 SCS 15KHz 1-18G V

Test Graph

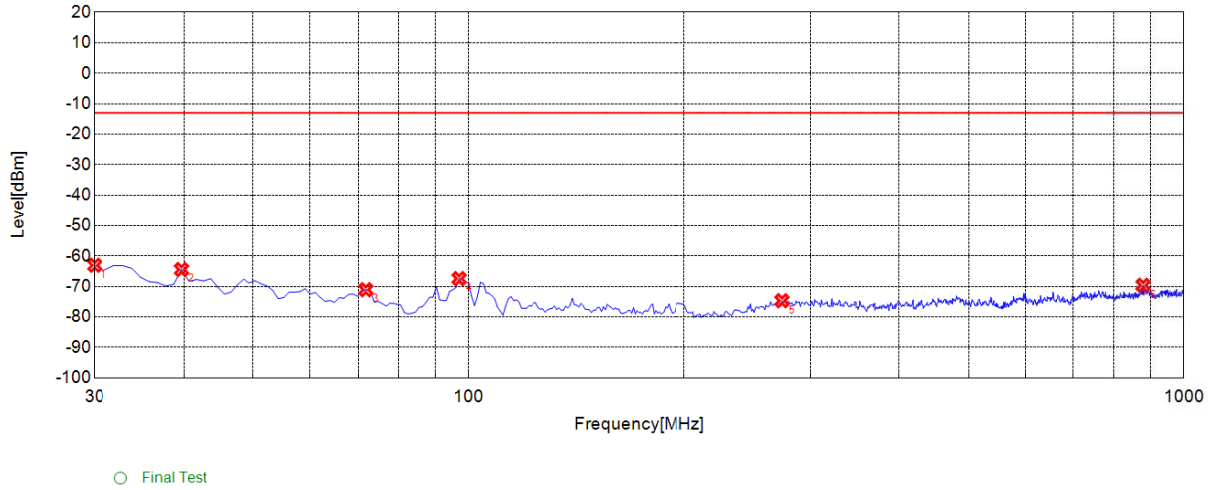


NO.	Freq. [MHz]	Level [dBm]	Limit [dBm]	Margin [dB]	Factor [dB]	Path [dB]	Air [dB]	Ant. Pol.
1	33.8840	-56.74	-13.00	43.74	-9.81	-39.59	29.78	Horizontal
2	41.6520	-58.62	-13.00	45.62	-7.05	-39.53	32.48	Horizontal
3	50.3900	-59.04	-13.00	46.04	-7.16	-39.46	32.30	Horizontal
4	197.9780	-72.32	-13.00	59.32	-14.90	-37.89	22.99	Horizontal
5	280.5110	-69.26	-13.00	56.26	-12.02	-37.03	25.01	Horizontal
6	817.4570	-65.2	-13.00	52.20	-3.23	-34.19	30.96	Horizontal

DC_66A_n2 380000 20M DFT-s-OFDM QPSK RB Size-1 RB Offset-1 SCS 15KHz 30M-1G H



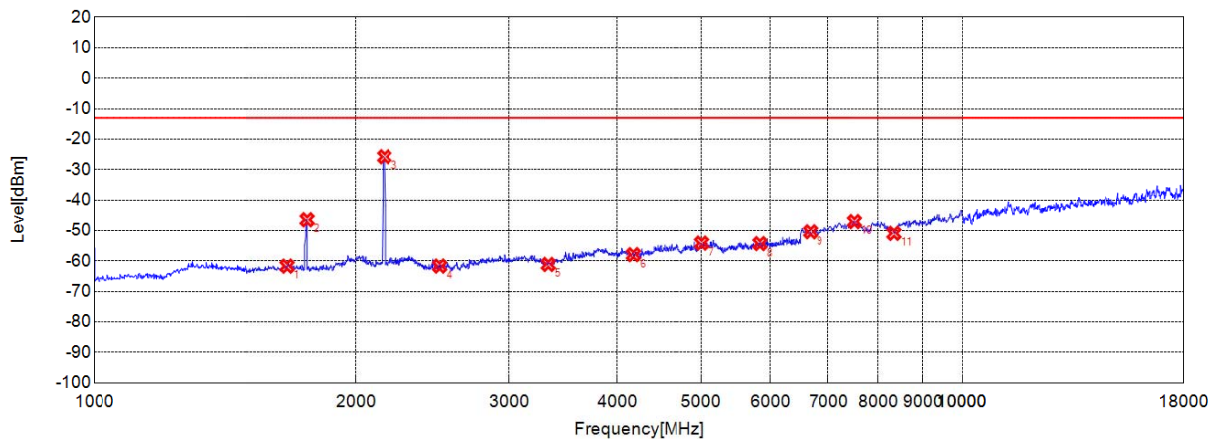
Test Graph



NO.	Freq. [MHz]	Level [dBm]	Limit [dBm]	Margin [dB]	Factor [dB]	Path [dB]	Air [dB]	Ant. Pol.
1	30.0000	-63.05	-13.00	50.05	-17.03	-39.62	22.59	Vertical
2	39.7100	-64.45	-13.00	51.45	-16.34	-39.54	23.20	Vertical
3	71.7520	-71.07	-13.00	58.07	-18.59	-39.44	20.85	Vertical
4	96.9970	-67.43	-13.00	54.43	-13.67	-38.70	25.03	Vertical
5	273.7140	-74.69	-13.00	61.69	-12.92	-37.08	24.16	Vertical
6	878.6290	-69.64	-13.00	56.64	-1.67	-34.02	32.35	Vertical

DC_66A_n2 380000 20M DFT-s-OFDM QPSK RB Size-1 RB Offset-1 SCS 15KHz 30M-1G V

Test Graph

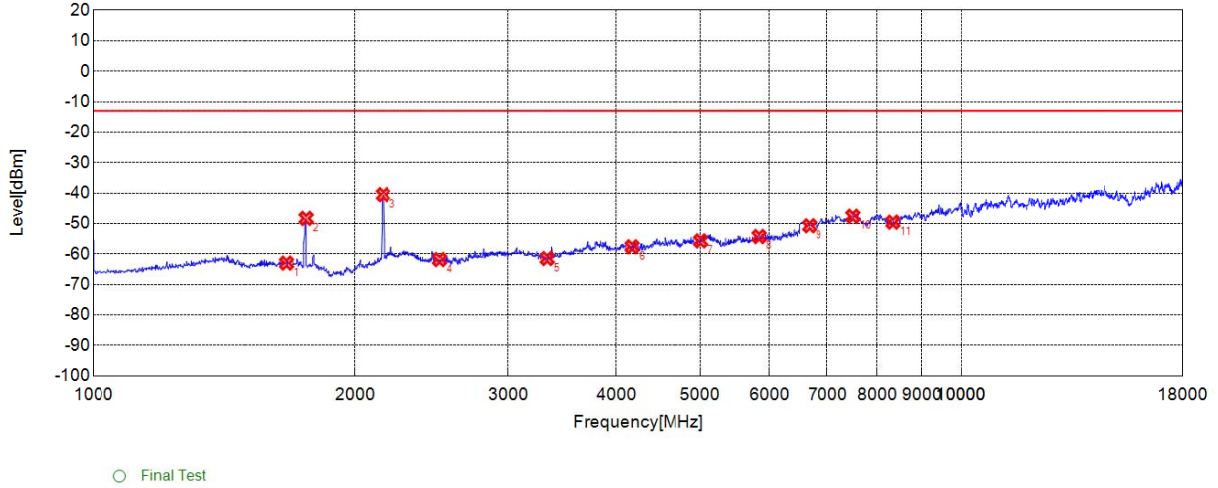


○ Final Test

NO.	Freq. [MHz]	Level [dBm]	Limit [dBm]	Margin [dB]	Factor [dB]	Path [dB]	Air [dB]	Ant. Pol.
1	1668.6690	-61.69	-13.00	48.69	-8.76	-46.28	37.52	Horizontal
2	1758.7590	-46.46	-13.00	33.46	-8.27	-46.27	38.00	N/A
3	2157.1570	-25.79	-13.00	12.79	-7.78	-46.75	38.97	N/A
4	2499.4990	-61.68	-13.00	48.68	-10.42	-47.10	36.68	Horizontal
5	3336.3360	-61.14	-13.00	48.14	-9.95	-48.05	38.10	Horizontal
6	4173.6740	-57.92	-13.00	44.92	-7.00	-46.74	39.74	Horizontal
7	5007.5080	-54.12	-13.00	41.12	-2.45	-43.82	41.37	Horizontal
8	5837.8380	-54.29	-13.00	41.29	-1.03	-42.40	41.37	Horizontal
9	6672.6730	-50.41	-13.00	37.41	3.83	-39.20	43.03	Horizontal
10	7513.0130	-47.08	-13.00	34.08	10.44	-35.62	46.06	Horizontal
11	8341.8420	-50.92	-13.00	37.92	8.74	-36.18	44.92	Horizontal

DC_66A_n5 166800 20M DFT-s-OFDM QPSK RB Size-1 RB Offset-1 SCS 15KHz 1-18G H

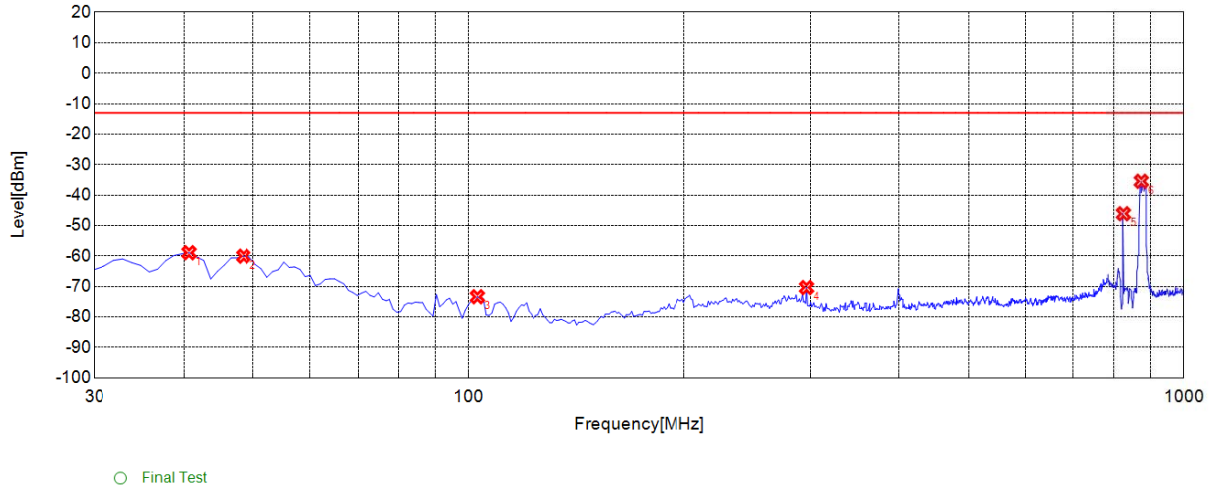
Test Graph



NO.	Freq. [MHz]	Level [dBm]	Limit [dBm]	Margin [dB]	Factor [dB]	Path [dB]	Air [dB]	Ant. Pol.
1	1670.6710	-63	-13.00	50.00	-9.66	-46.29	36.63	Vertical
2	1758.7590	-48.32	-13.00	35.32	-9.25	-46.27	37.02	N/A
3	2155.1550	-40.53	-13.00	27.53	-8.39	-46.74	38.35	N/A
4	2505.5060	-61.84	-13.00	48.84	-10.60	-47.15	36.55	Vertical
5	3336.3360	-61.5	-13.00	48.50	-10.54	-48.05	37.51	Vertical
6	4170.1700	-57.64	-13.00	44.64	-7.31	-46.80	39.49	Vertical
7	5007.5080	-55.71	-13.00	42.71	-2.99	-43.82	40.83	Vertical
8	5841.3410	-54.27	-13.00	41.27	-1.27	-42.35	41.08	Vertical
9	6672.6730	-50.74	-13.00	37.74	3.88	-39.20	43.08	Vertical
10	7501.5020	-47.61	-13.00	34.61	10.30	-35.48	45.78	Vertical
11	8341.8420	-49.56	-13.00	36.56	8.57	-36.18	44.75	Vertical

DC_66A_n5 166800 20M DFT-s-OFDM QPSK RB Size-1 RB Offset-1 SCS 15KHz 1-18G V

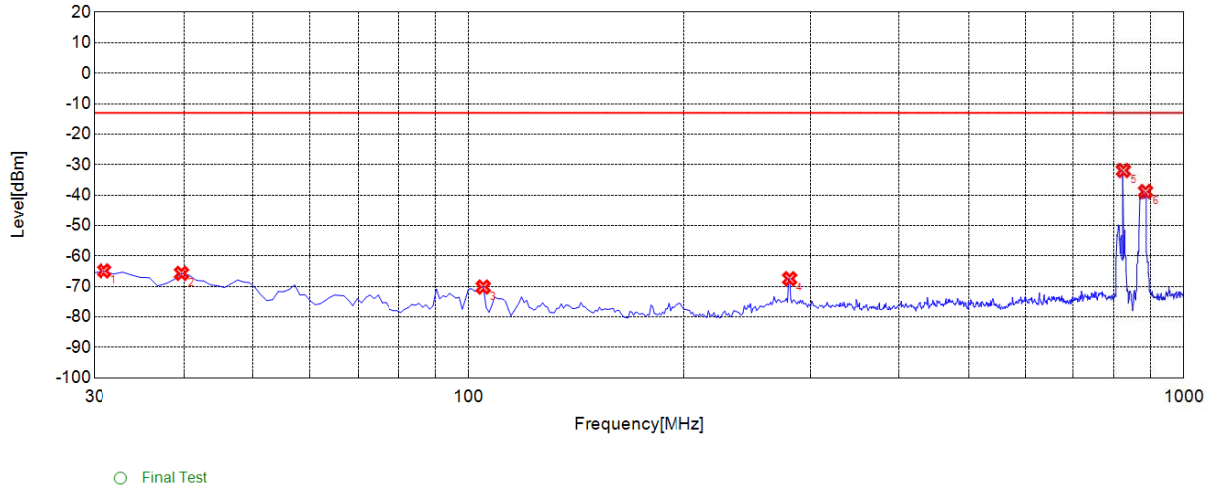
Test Graph



NO.	Freq. [MHz]	Level [dBm]	Limit [dBm]	Margin [dB]	Factor [dB]	Path [dB]	Air [dB]	Ant. Pol.
1	40.6810	-58.93	-13.00	45.93	-7.05	-39.53	32.48	Horizontal
2	48.4480	-60.06	-13.00	47.06	-7.02	-39.47	32.45	Horizontal
3	102.8230	-73.39	-13.00	60.39	-17.48	-38.70	21.22	Horizontal
4	296.0460	-70.37	-13.00	57.37	-11.97	-36.97	25.00	Horizontal
5	825.2250	-46.14	-13.00	33.14	-2.96	-34.16	31.20	N/A
6	873.7740	-35.48	-13.00	22.48	-2.18	-34.03	31.85	N/A

DC_66A_n5 166800 20M DFT-s-OFDM QPSK RB Size-1 RB Offset-1 SCS 15KHz 30M-1G H

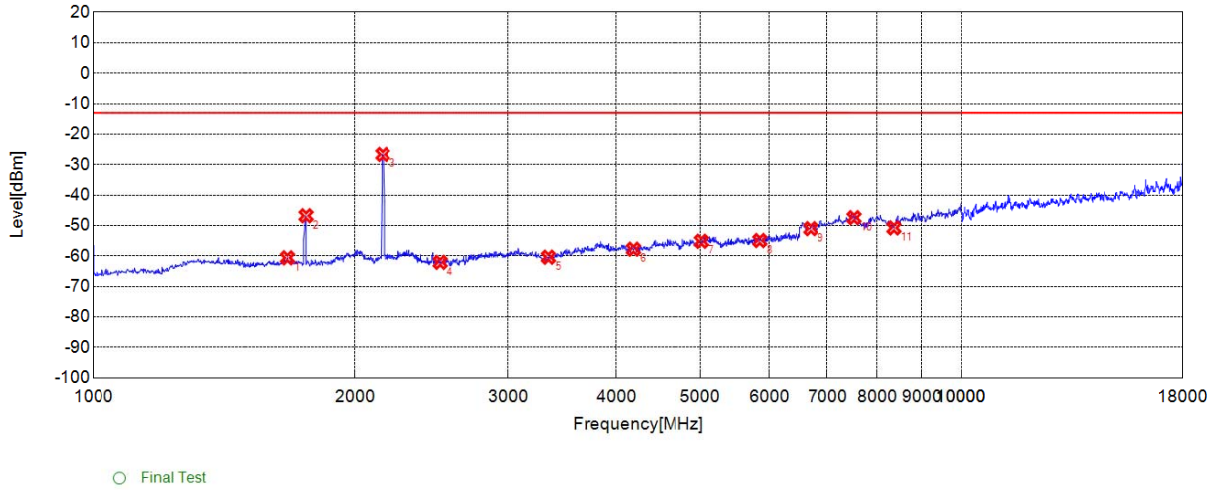
Test Graph



NO.	Freq. [MHz]	Level [dBm]	Limit [dBm]	Margin [dB]	Factor [dB]	Path [dB]	Air [dB]	Ant. Pol.
1	30.9710	-64.9	-13.00	51.90	-16.96	-39.61	22.65	Vertical
2	39.7100	-65.71	-13.00	52.71	-16.34	-39.54	23.20	Vertical
3	104.7650	-70.2	-13.00	57.20	-14.20	-38.70	24.50	Vertical
4	280.5110	-67.47	-13.00	54.47	-12.48	-37.03	24.55	Vertical
5	825.2250	-31.94	-13.00	18.94	-2.76	-34.16	31.40	N/A
6	885.4250	-38.86	-13.00	25.86	-1.36	-34.00	32.64	N/A

DC_66A_n5 166800 20M DFT-s-OFDM QPSK RB Size-1 RB Offset-1 SCS 15KHz 30M-1G V

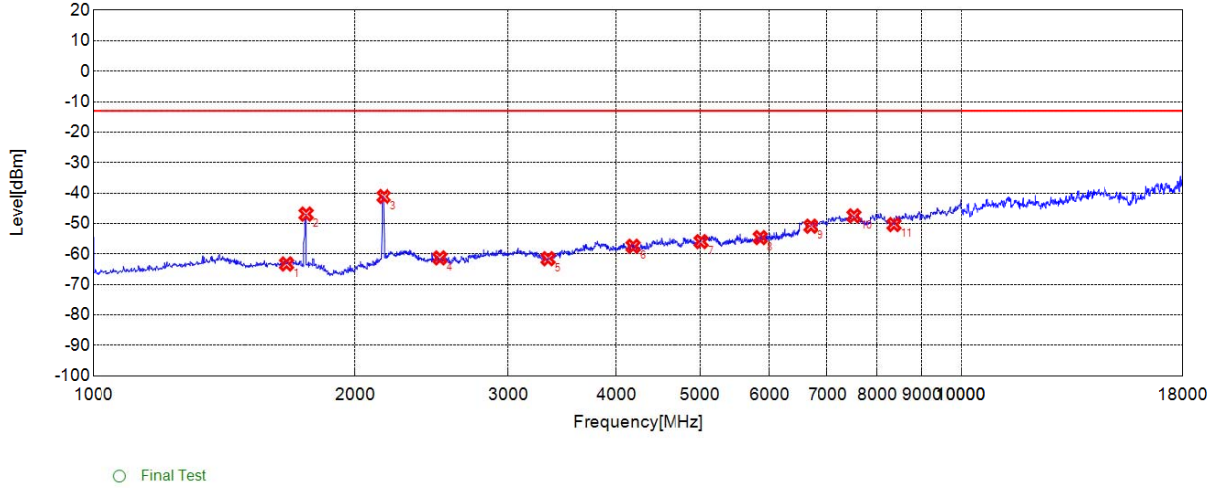
Test Graph



NO.	Freq. [MHz]	Level [dBm]	Limit [dBm]	Margin [dB]	Factor [dB]	Path [dB]	Air [dB]	Ant. Pol.
1	1674.6750	-60.61	-13.00	47.61	-8.70	-46.30	37.60	Horizontal
2	1758.7590	-46.8	-13.00	33.80	-8.27	-46.27	38.00	N/A
3	2153.1530	-26.67	-13.00	13.67	-7.78	-46.73	38.95	N/A
4	2509.5100	-62.1	-13.00	49.10	-10.49	-47.19	36.70	Horizontal
5	3346.8470	-60.4	-13.00	47.40	-9.93	-48.06	38.13	Horizontal
6	4184.1840	-57.78	-13.00	44.78	-6.87	-46.57	39.70	Horizontal
7	5018.0180	-55.18	-13.00	42.18	-2.44	-43.83	41.39	Horizontal
8	5851.8520	-54.93	-13.00	41.93	-0.89	-42.24	41.35	Horizontal
9	6695.6960	-51.04	-13.00	38.04	3.71	-39.17	42.88	Horizontal
10	7524.5250	-47.44	-13.00	34.44	10.17	-35.76	45.93	Horizontal
11	8364.8650	-50.79	-13.00	37.79	8.71	-36.15	44.86	Horizontal

DC_66A_n5 167300 20M DFT-s-OFDM QPSK RB Size-1 RB Offset-1 SCS 15KHz 1-18G H

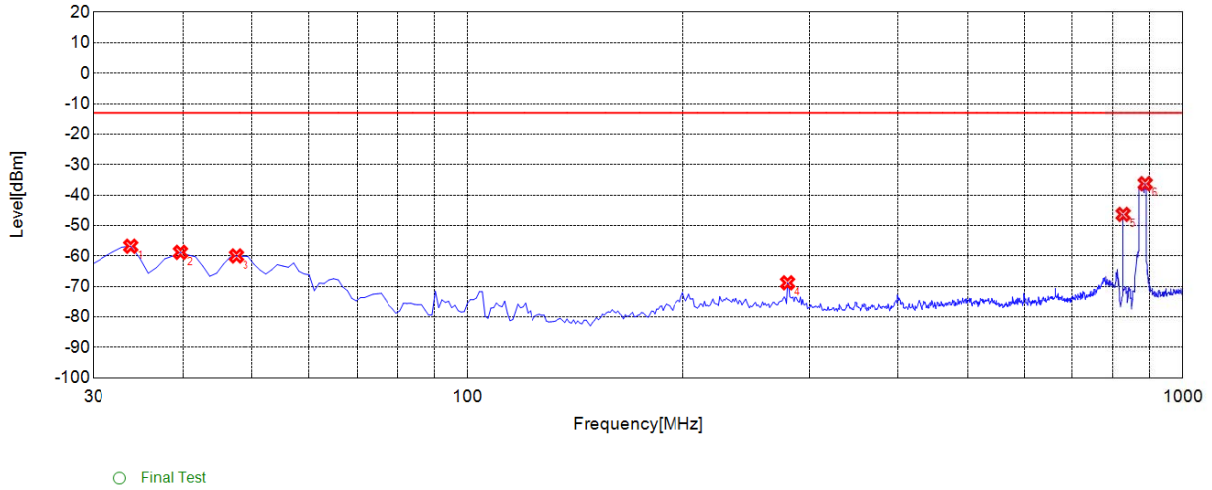
Test Graph



NO.	Freq. [MHz]	Level [dBm]	Limit [dBm]	Margin [dB]	Factor [dB]	Path [dB]	Air [dB]	Ant. Pol.
1	1670.6710	-63.29	-13.00	50.29	-9.66	-46.29	36.63	Vertical
2	1758.7590	-46.91	-13.00	33.91	-9.25	-46.27	37.02	N/A
3	2159.1590	-41.13	-13.00	28.13	-8.30	-46.75	38.45	N/A
4	2507.5080	-61.29	-13.00	48.29	-10.61	-47.17	36.56	Vertical
5	3343.3430	-61.56	-13.00	48.56	-10.54	-48.06	37.52	Vertical
6	4180.6810	-57.48	-13.00	44.48	-7.14	-46.63	39.49	Vertical
7	5014.5150	-55.95	-13.00	42.95	-2.92	-43.82	40.90	Vertical
8	5858.8590	-54.62	-13.00	41.62	-1.14	-42.30	41.16	Vertical
9	6695.6960	-50.89	-13.00	37.89	3.73	-39.17	42.90	Vertical
10	7524.5250	-47.49	-13.00	34.49	9.88	-35.76	45.64	Vertical
11	8364.8650	-50.35	-13.00	37.35	8.58	-36.15	44.73	Vertical

DC_66A_n5 167300 20M DFT-s-OFDM QPSK RB Size-1 RB Offset-1 SCS 15KHz 1-18G V

Test Graph

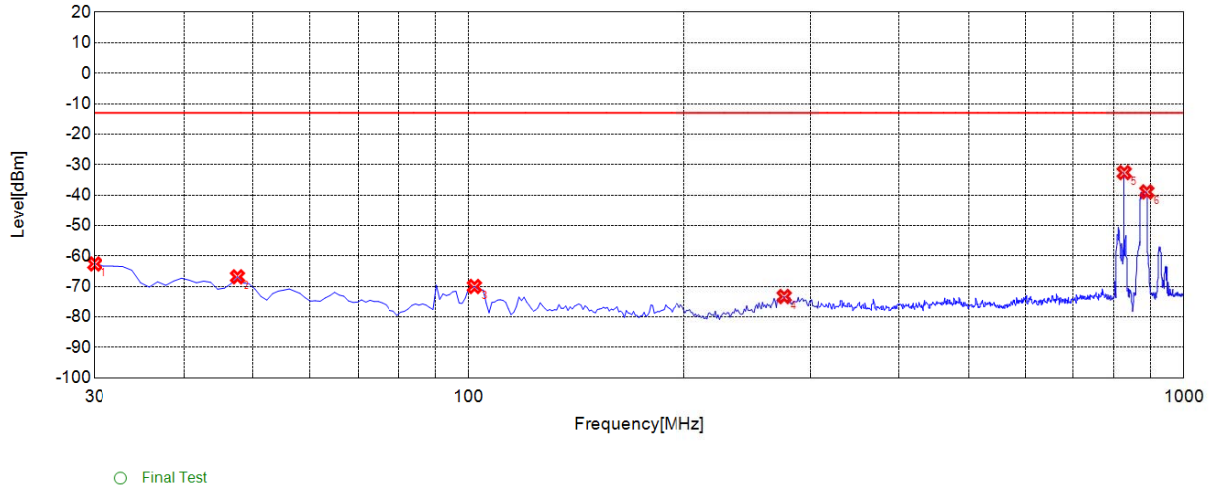


NO.	Freq. [MHz]	Level [dBm]	Limit [dBm]	Margin [dB]	Factor [dB]	Path [dB]	Air [dB]	Ant. Pol.
1	33.8840	-56.8	-13.00	43.80	-9.81	-39.59	29.78	Horizontal
2	39.7100	-58.81	-13.00	45.81	-7.19	-39.54	32.35	Horizontal
3	47.4770	-59.99	-13.00	46.99	-7.02	-39.48	32.46	Horizontal
4	279.5400	-68.81	-13.00	55.81	-12.04	-37.04	25.00	Horizontal
5	827.1670	-46.36	-13.00	33.36	-2.90	-34.16	31.26	N/A
6	887.3670	-36.27	-13.00	23.27	-2.05	-34.00	31.95	N/A

DC_66A_n5 167300 20M DFT-s-OFDM QPSK RB Size-1 RB Offset-1 SCS 15KHz 30M-1G H



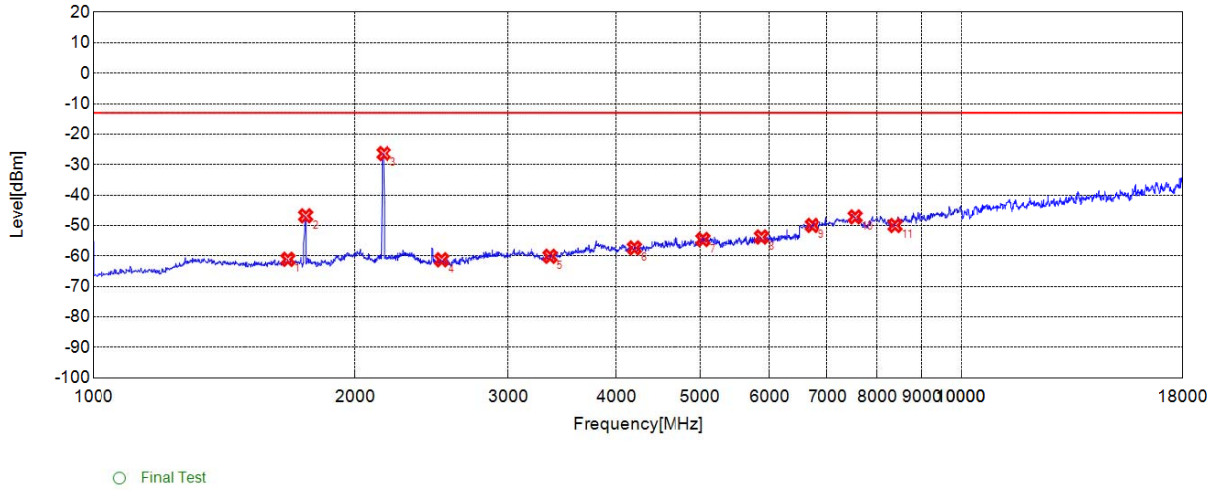
Test Graph



NO.	Freq. [MHz]	Level [dBm]	Limit [dBm]	Margin [dB]	Factor [dB]	Path [dB]	Air [dB]	Ant. Pol.
1	30.0000	-62.62	-13.00	49.62	-17.03	-39.62	22.59	Vertical
2	47.4770	-66.85	-13.00	53.85	-15.49	-39.48	23.99	Vertical
3	101.8520	-70.02	-13.00	57.02	-13.11	-38.70	25.59	Vertical
4	275.6560	-73.33	-13.00	60.33	-12.79	-37.06	24.27	Vertical
5	827.1670	-32.63	-13.00	19.63	-2.67	-34.16	31.49	N/A
6	889.3090	-38.96	-13.00	25.96	-1.22	-34.00	32.78	N/A

DC_66A_n5 167300 20M DFT-s-OFDM QPSK RB Size-1 RB Offset-1 SCS 15KHz 30M-1G V

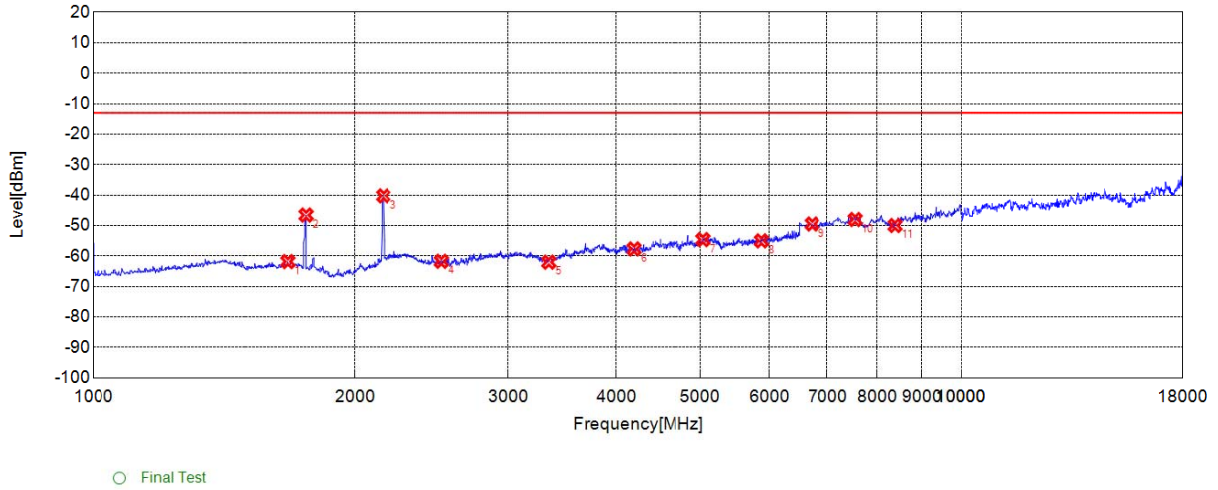
Test Graph



NO.	Freq. [MHz]	Level [dBm]	Limit [dBm]	Margin [dB]	Factor [dB]	Path [dB]	Air [dB]	Ant. Pol.
1	1676.6770	-61.1	-13.00	48.10	-8.68	-46.30	37.62	Horizontal
2	1756.7570	-46.82	-13.00	33.82	-8.27	-46.27	38.00	N/A
3	2159.1590	-26.37	-13.00	13.37	-7.78	-46.75	38.97	N/A
4	2519.5200	-61.25	-13.00	48.25	-10.56	-47.29	36.73	Horizontal
5	3360.8610	-60.1	-13.00	47.10	-9.76	-47.94	38.18	Horizontal
6	4194.6950	-57.36	-13.00	44.36	-6.73	-46.40	39.67	Horizontal
7	5039.0390	-54.6	-13.00	41.60	-2.42	-43.85	41.43	Horizontal
8	5876.3760	-53.77	-13.00	40.77	-1.13	-42.46	41.33	Horizontal
9	6718.7190	-49.97	-13.00	36.97	4.05	-38.81	42.86	Horizontal
10	7547.5480	-47.17	-13.00	34.17	9.62	-36.04	45.66	Horizontal
11	8387.8880	-49.99	-13.00	36.99	8.81	-36.00	44.81	Horizontal

DC_66A_n5 167800 20M DFT-s-OFDM QPSK RB Size-1 RB Offset-1 SCS 15KHz 1-18G H

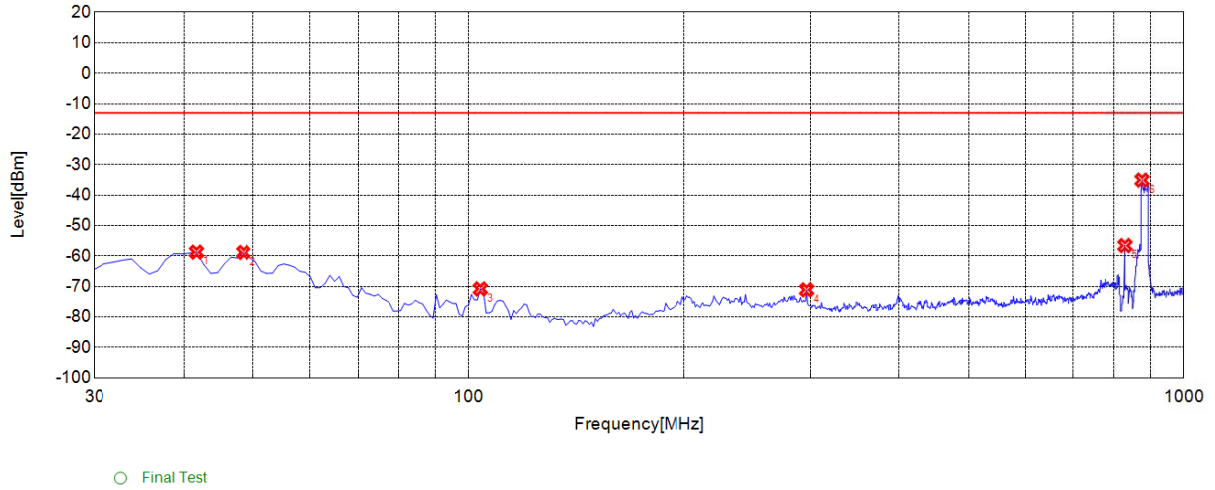
Test Graph



NO.	Freq. [MHz]	Level [dBm]	Limit [dBm]	Margin [dB]	Factor [dB]	Path [dB]	Air [dB]	Ant. Pol.
1	1676.6770	-61.84	-13.00	48.84	-9.61	-46.30	36.69	Vertical
2	1758.7590	-46.58	-13.00	33.58	-9.25	-46.27	37.02	N/A
3	2157.1570	-40.27	-13.00	27.27	-8.35	-46.75	38.40	N/A
4	2517.5180	-61.76	-13.00	48.76	-10.68	-47.27	36.59	Vertical
5	3350.3500	-62.04	-13.00	49.04	-10.53	-48.06	37.53	Vertical
6	4191.1910	-57.69	-13.00	44.69	-6.97	-46.45	39.48	Vertical
7	5039.0390	-54.63	-13.00	41.63	-2.71	-43.85	41.14	Vertical
8	5876.3760	-55.04	-13.00	42.04	-1.22	-42.46	41.24	Vertical
9	6718.7190	-49.51	-13.00	36.51	4.11	-38.81	42.92	Vertical
10	7547.5480	-48.04	-13.00	35.04	9.46	-36.04	45.50	Vertical
11	8387.8880	-49.99	-13.00	36.99	8.71	-36.00	44.71	Vertical

DC_66A_n5 167800 20M DFT-s-OFDM QPSK RB Size-1 RB Offset-1 SCS 15KHz 1-18G V

Test Graph

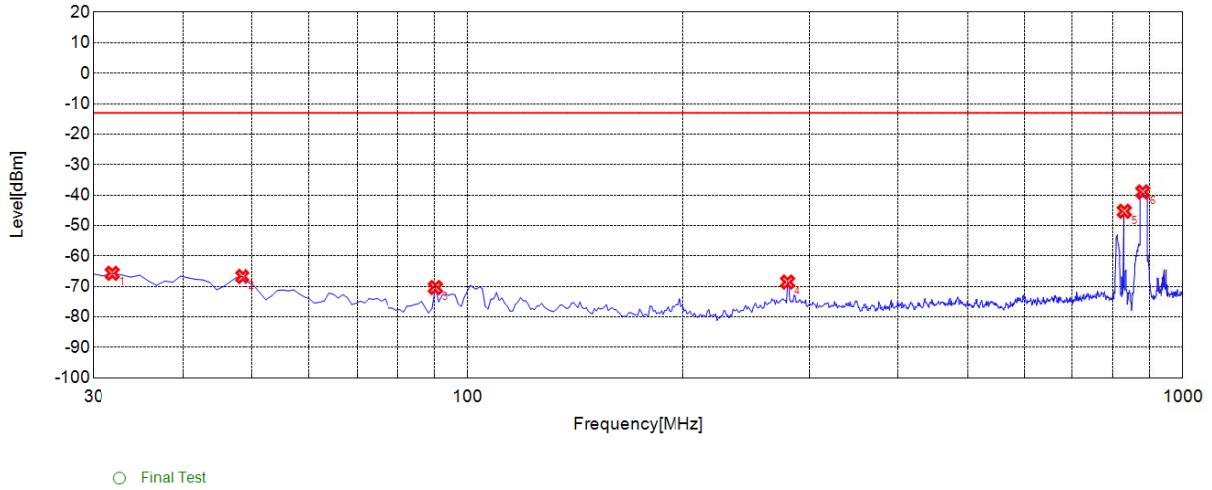


NO.	Freq. [MHz]	Level [dBm]	Limit [dBm]	Margin [dB]	Factor [dB]	Path [dB]	Air [dB]	Ant. Pol.
1	41.6520	-58.75	-13.00	45.75	-7.05	-39.53	32.48	Horizontal
2	48.4480	-58.84	-13.00	45.84	-7.02	-39.47	32.45	Horizontal
3	103.7940	-70.82	-13.00	57.82	-17.50	-38.70	21.20	Horizontal
4	296.0460	-71.12	-13.00	58.12	-11.97	-36.97	25.00	Horizontal
5	829.1090	-56.59	-13.00	43.59	-2.82	-34.15	31.33	N/A
6	875.7160	-35.11	-13.00	22.11	-2.17	-34.03	31.86	N/A

DC_66A_n5 167800 20M DFT-s-OFDM QPSK RB Size-1 RB Offset-1 SCS 15KHz 30M-1G H



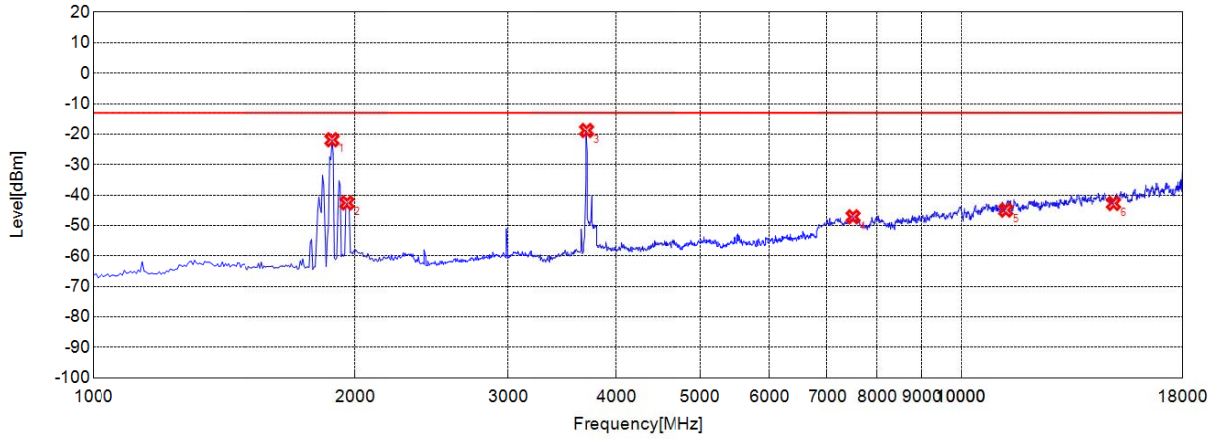
Test Graph



NO.	Freq. [MHz]	Level [dBm]	Limit [dBm]	Margin [dB]	Factor [dB]	Path [dB]	Air [dB]	Ant. Pol.
1	31.9420	-65.68	-13.00	52.68	-16.89	-39.60	22.71	Vertical
2	48.4480	-66.72	-13.00	53.72	-15.38	-39.47	24.09	Vertical
3	90.2000	-70.36	-13.00	57.36	-16.50	-38.71	22.21	Vertical
4	279.5400	-68.56	-13.00	55.56	-12.54	-37.04	24.50	Vertical
5	830.0800	-45.33	-13.00	32.33	-2.53	-34.15	31.62	N/A
6	880.5710	-38.98	-13.00	25.98	-1.56	-34.02	32.46	N/A

DC_66A_n5 167800 20M DFT-s-OFDM QPSK RB Size-1 RB Offset-1 SCS 15KHz 30M-1G V

Test Graph

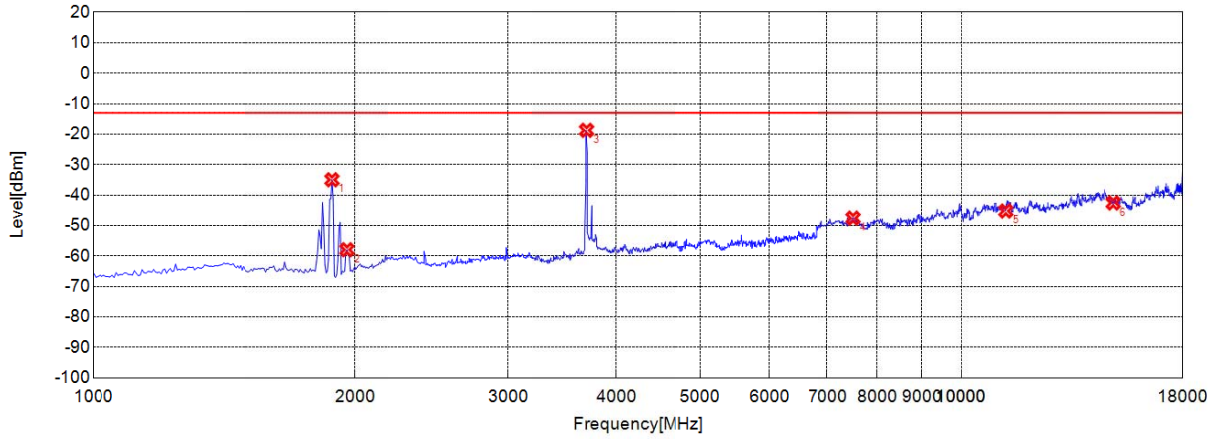


○ Final Test

Suspected List								
NO.	Freq. [MHz]	Level [dBm]	Limit [dBm]	Margin [dB]	Factor [dB]	Path [dB]	Air [dB]	Ant. Pol.
1	1882.4820	-21.86	-13.00	8.86	-6.53	-46.71	40.18	N/A
2	1957.9580	-42.59	-13.00	29.59	-4.95	-46.40	41.45	N/A
3	3699.7000	-18.8	-13.00	5.80	-7.47	-46.60	39.13	N/A
4	7506.3060	-47.16	-13.00	34.16	10.60	-35.54	46.14	Horizontal
5	11250.8510	-44.94	-13.00	31.94	14.08	-34.65	48.73	Horizontal
6	15006.6070	-42.75	-13.00	29.75	19.99	-29.83	49.82	Horizontal

DC_2A_n77 650000 100M DFT-s-OFDM QPSK RB Size-1 RB Offset-1 SCS 30KHz 1-18G H

Test Graph

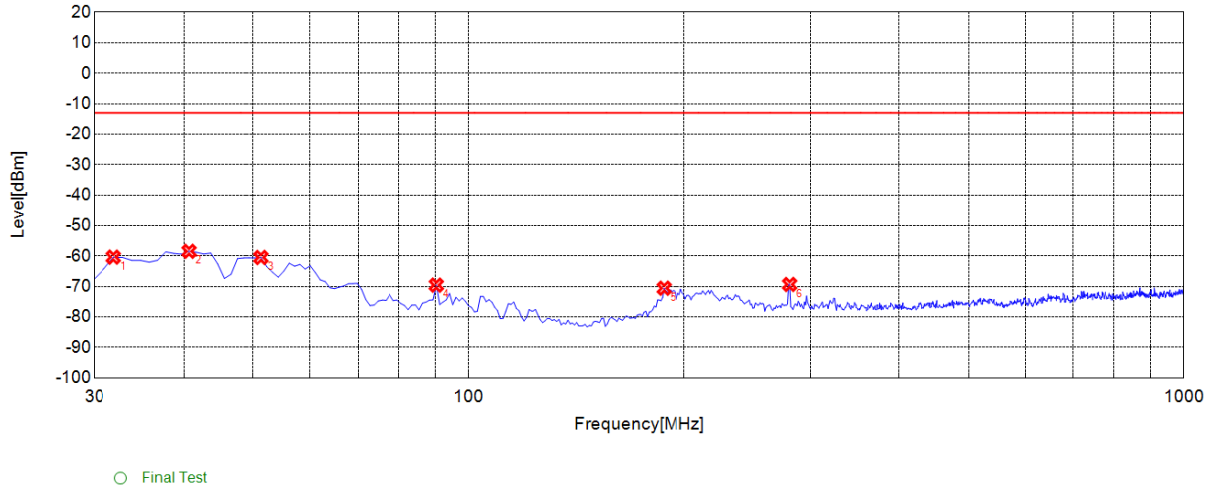


Suspected List								
NO.	Freq. [MHz]	Level [dBm]	Limit [dBm]	Margin [dB]	Factor [dB]	Path [dB]	Air [dB]	Ant. Pol.
1	1882.4820	-34.99	-13.00	21.99	-10.97	-46.71	35.74	N/A
2	1957.9580	-57.95	-13.00	44.95	-10.46	-46.40	35.94	N/A
3	3699.7000	-18.75	-13.00	5.75	-7.53	-46.60	39.07	N/A
4	7506.3060	-47.58	-13.00	34.58	10.21	-35.54	45.75	Vertical
5	11250.8510	-45.25	-13.00	32.25	14.14	-34.65	48.79	Vertical
6	14995.3950	-42.6	-13.00	29.60	19.87	-29.88	49.75	Vertical

DC_2A_n77 650000 100M DFT-s-OFDM QPSK RB Size-1 RB Offset-1 SCS 30KHz 1-18G V



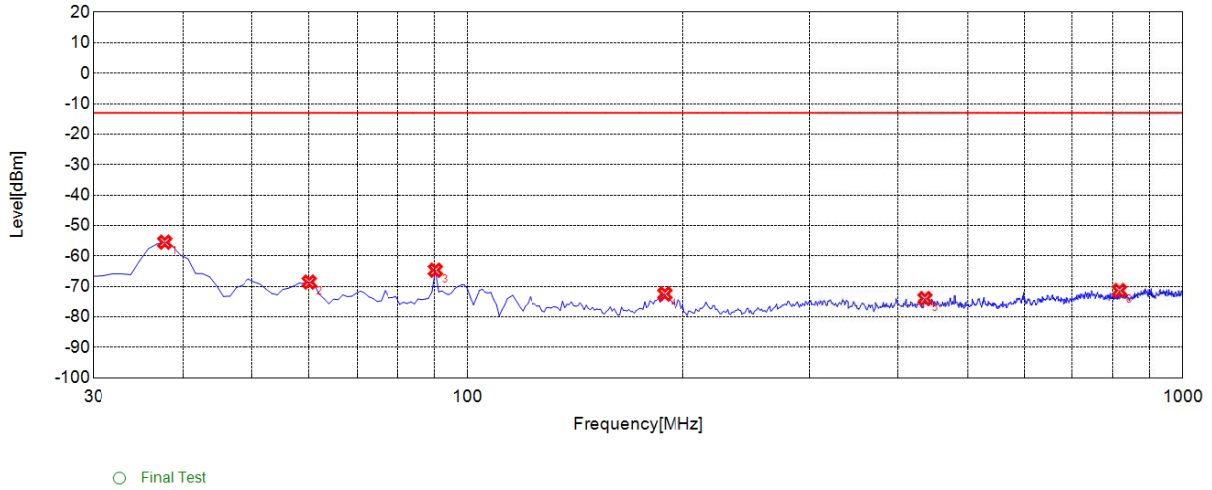
Test Graph



Suspected List								
NO.	Freq. [MHz]	Level [dBm]	Limit [dBm]	Margin [dB]	Factor [dB]	Path [dB]	Air [dB]	Ant. Pol.
1	31.9420	-60.38	-13.00	47.38	-10.68	-39.60	28.92	Horizontal
2	40.6810	-58.46	-13.00	45.46	-7.05	-39.53	32.48	Horizontal
3	51.3610	-60.49	-13.00	47.49	-7.54	-39.46	31.92	Horizontal
4	90.2000	-69.57	-13.00	56.57	-18.92	-38.71	19.79	Horizontal
5	187.2970	-70.58	-13.00	57.58	-15.45	-38.10	22.65	Horizontal
6	280.5110	-69.35	-13.00	56.35	-12.02	-37.03	25.01	Horizontal

DC_2A_n77 650000 100M DFT-s-OFDM QPSK RB Size-1 RB Offset-1 SCS 30KHz 30M-1G H

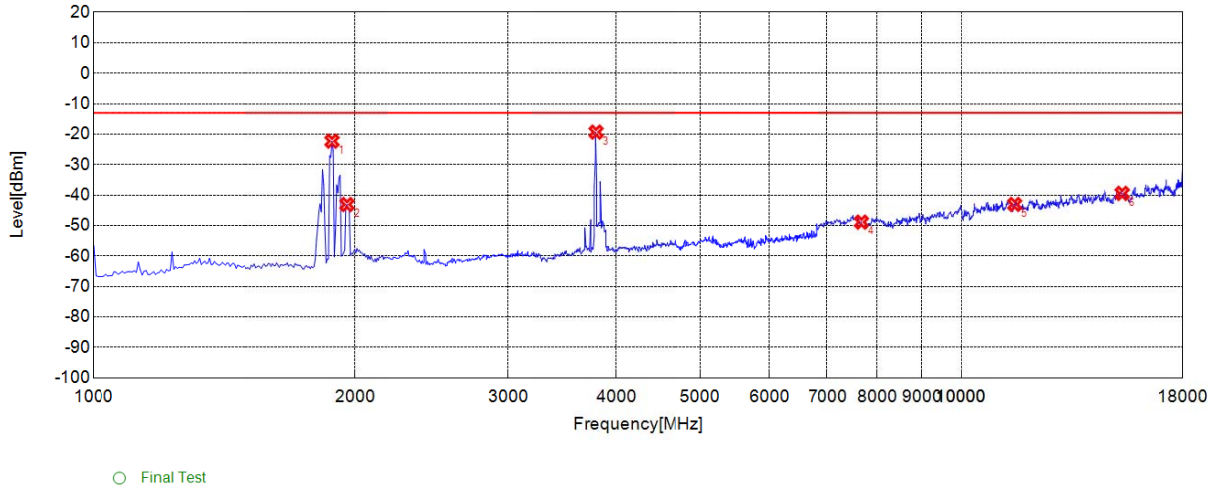
Test Graph



Suspected List								
NO.	Freq. [MHz]	Level [dBm]	Limit [dBm]	Margin [dB]	Factor [dB]	Path [dB]	Air [dB]	Ant. Pol.
1	37.7680	-55.48	-13.00	42.48	-16.48	-39.56	23.08	Vertical
2	60.1000	-68.56	-13.00	55.56	-18.32	-39.49	21.17	Vertical
3	90.2000	-64.66	-13.00	51.66	-16.50	-38.71	22.21	Vertical
4	188.2680	-72.46	-13.00	59.46	-15.61	-38.10	22.49	Vertical
5	435.8660	-73.99	-13.00	60.99	-8.97	-35.59	26.62	Vertical
6	817.4570	-71.37	-13.00	58.37	-3.08	-34.19	31.11	Vertical

DC_2A_n77 650000 100M DFT-s-OFDM QPSK RB Size-1 RB Offset-1 SCS 30KHz 30M-1G V

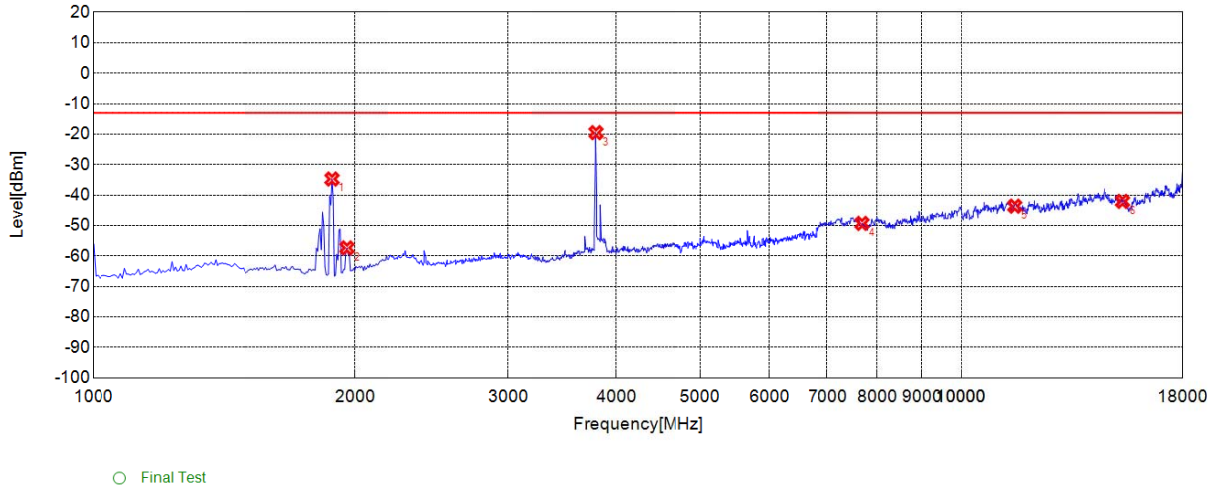
Test Graph



Suspected List								
NO.	Freq. [MHz]	Level [dBm]	Limit [dBm]	Margin [dB]	Factor [dB]	Path [dB]	Air [dB]	Ant. Pol.
1	1882.4820	-22.31	-13.00	9.31	-6.53	-46.71	40.18	N/A
2	1957.9580	-43.11	-13.00	30.11	-4.95	-46.40	41.45	N/A
3	3792.5930	-19.34	-13.00	6.34	-6.75	-46.20	39.45	N/A
4	7674.4740	-48.89	-13.00	35.89	9.12	-35.90	45.02	Horizontal
5	11519.9200	-43.08	-13.00	30.08	15.98	-33.89	49.87	Horizontal
6	15354.1540	-39.46	-13.00	26.46	22.09	-28.68	50.77	Horizontal

DC_2A_n77 656000 100M DFT-s-OFDM QPSK RB Size-1 RB Offset-1 SCS 30KHz 1-18G H

Test Graph

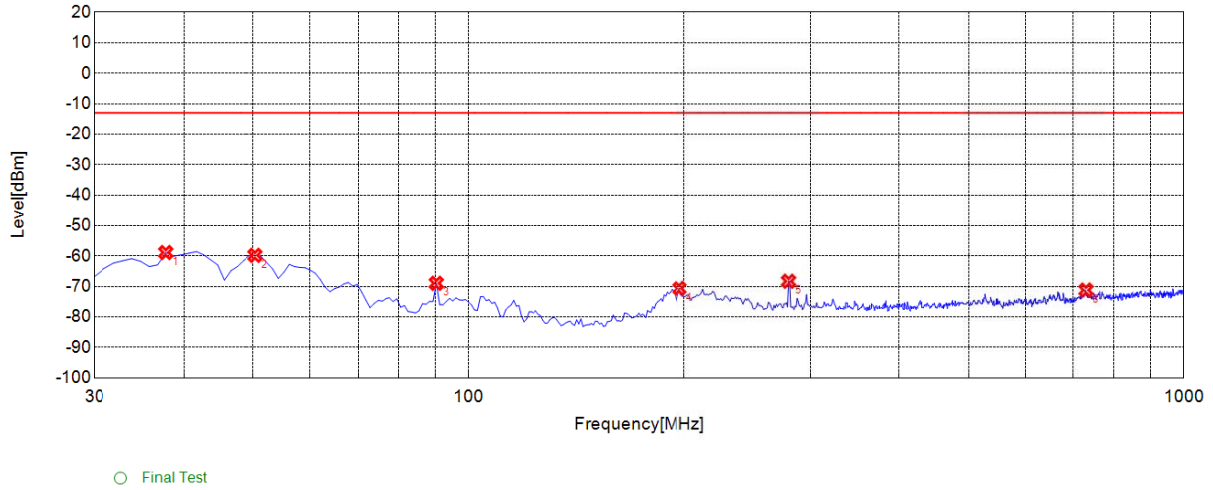


Suspected List								
NO.	Freq. [MHz]	Level [dBm]	Limit [dBm]	Margin [dB]	Factor [dB]	Path [dB]	Air [dB]	Ant. Pol.
1	1882.4820	-34.75	-13.00	21.75	-10.97	-46.71	35.74	N/A
2	1957.9580	-57.35	-13.00	44.35	-10.46	-46.40	35.94	N/A
3	3792.5930	-19.51	-13.00	6.51	-7.14	-46.20	39.06	N/A
4	7685.6860	-49.3	-13.00	36.30	9.11	-35.94	45.05	Vertical
5	11519.9200	-43.66	-13.00	30.66	15.92	-33.89	49.81	Vertical
6	15365.3650	-42.09	-13.00	29.09	20.08	-28.77	48.85	Vertical

DC_2A_n77 656000 100M DFT-s-OFDM QPSK RB Size-1 RB Offset-1 SCS 30KHz 1-18G V



Test Graph

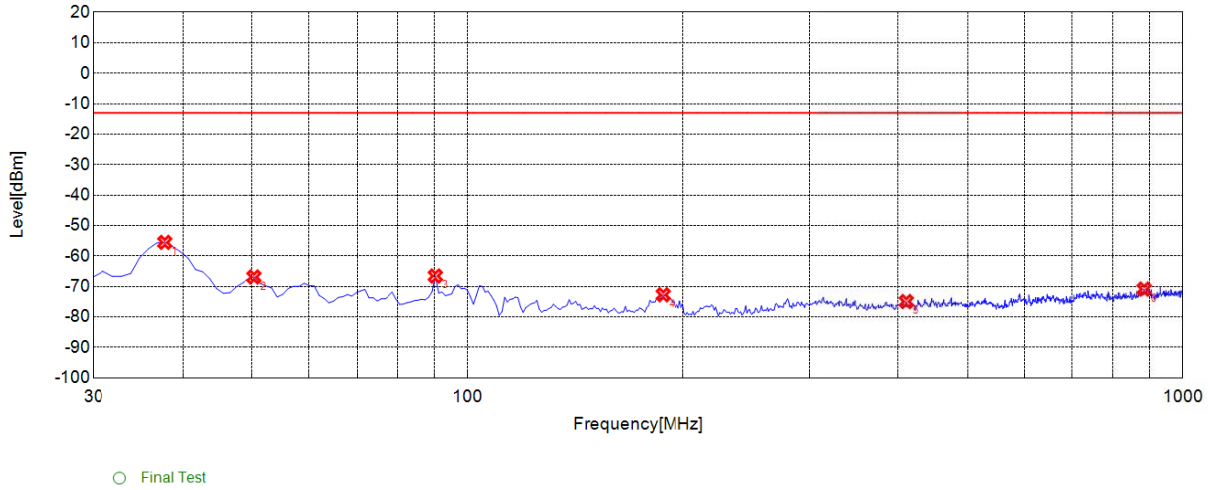


Suspected List								
NO.	Freq. [MHz]	Level [dBm]	Limit [dBm]	Margin [dB]	Factor [dB]	Path [dB]	Air [dB]	Ant. Pol.
1	37.7680	-58.86	-13.00	45.86	-8.07	-39.56	31.49	Horizontal
2	50.3900	-59.78	-13.00	46.78	-7.16	-39.46	32.30	Horizontal
3	90.2000	-68.97	-13.00	55.97	-18.92	-38.71	19.79	Horizontal
4	197.0070	-70.66	-13.00	57.66	-14.88	-37.91	23.03	Horizontal
5	279.5400	-68.3	-13.00	55.30	-12.04	-37.04	25.00	Horizontal
6	729.0990	-71.21	-13.00	58.21	-3.53	-34.28	30.75	Horizontal

DC_2A_n77 656000 100M DFT-s-OFDM QPSK RB Size-1 RB Offset-1 SCS 30KHz 30M-1G H



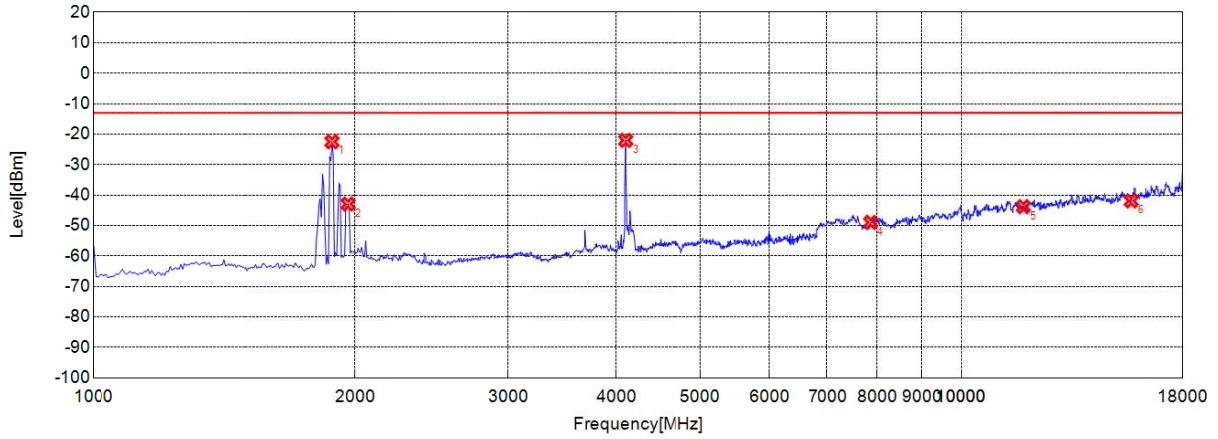
Test Graph



Suspected List								
NO.	Freq. [MHz]	Level [dBm]	Limit [dBm]	Margin [dB]	Factor [dB]	Path [dB]	Air [dB]	Ant. Pol.
1	37.7680	-55.54	-13.00	42.54	-16.48	-39.56	23.08	Vertical
2	50.3900	-66.89	-13.00	53.89	-15.33	-39.46	24.13	Vertical
3	90.2000	-66.58	-13.00	53.58	-16.50	-38.71	22.21	Vertical
4	187.2970	-72.74	-13.00	59.74	-15.73	-38.10	22.37	Vertical
5	410.6210	-74.97	-13.00	61.97	-9.39	-36.09	26.70	Vertical
6	884.4540	-70.88	-13.00	57.88	-1.41	-34.01	32.60	Vertical

DC_2A_n77 656000 100M DFT-s-OFDM QPSK RB Size-1 RB Offset-1 SCS 30KHz 30M-1G V

Test Graph



○ Final Test

Suspected List								
NO.	Freq. [MHz]	Level [dBm]	Limit [dBm]	Margin [dB]	Factor [dB]	Path [dB]	Air [dB]	Ant. Pol.
1	1882.4820	-22.5	-13.00	9.50	-6.53	-46.71	40.18	N/A
2	1963.7640	-42.95	-13.00	29.95	-4.86	-46.39	41.53	N/A
3	4100.3000	-22.04	-13.00	9.04	-6.86	-46.84	39.98	N/A
4	7865.0650	-48.98	-13.00	35.98	9.99	-35.20	45.19	Horizontal
5	11788.9890	-43.81	-13.00	30.81	16.31	-32.86	49.17	Horizontal
6	15724.1240	-41.93	-13.00	28.93	21.19	-29.69	50.88	Horizontal

DC_2A_n77 662000 100M DFT-s-OFDM QPSK RB Size-1 RB Offset-1 SCS 30KHz 1-18G H