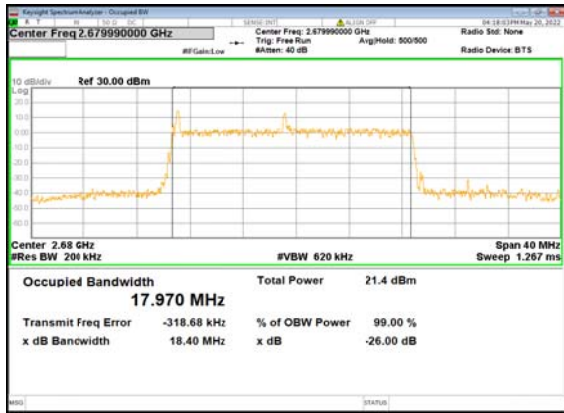
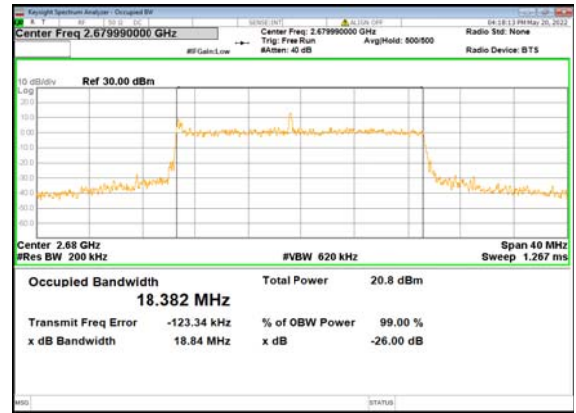




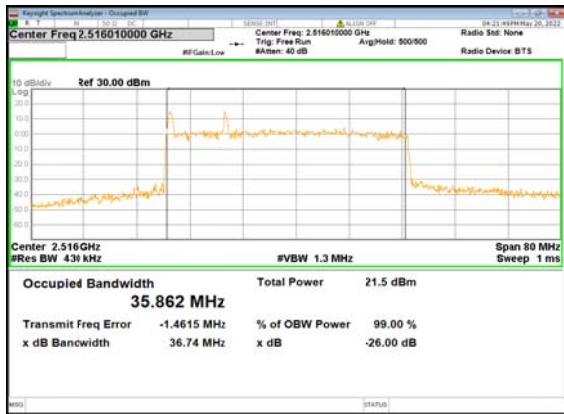
B66_n41(20M)_DFT-s-OFDM_256
QAM_Outer_Full_High_CH



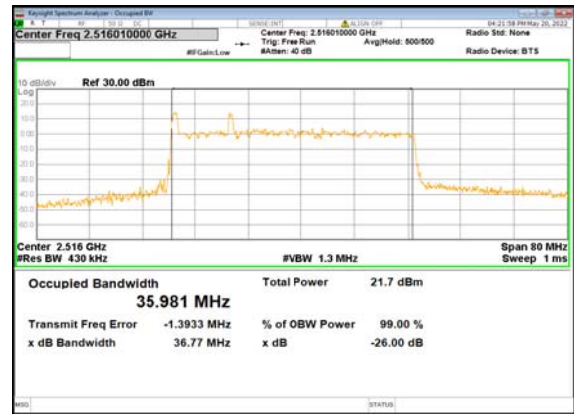
B66_n41(20M)_CP-OFDM_QPSK_Outer_Fu
ll_High_CH



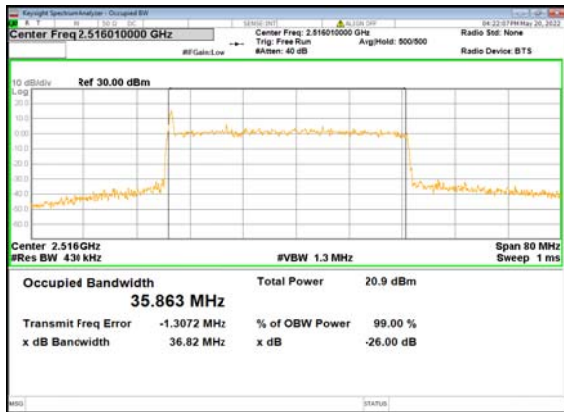
B66_n41(40M)_DFT-s-OFDM_PI_2-BPSK_Out
er_Full_Low_CH



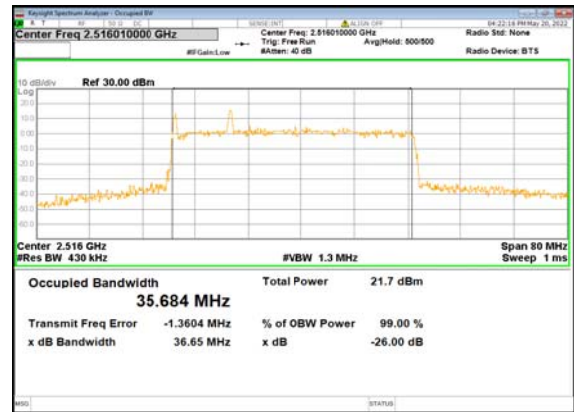
B66_n41(40M)_DFT-s-OFDM_QPSK_Outer
_Full_Low_CH



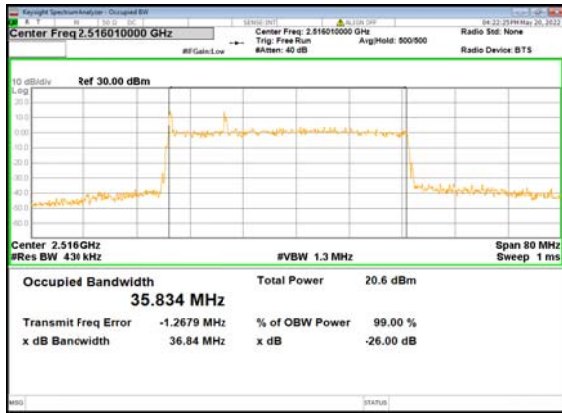
B66_n41(40M)_DFT-s-OFDM_16
QAM_Outer_Full_Low_CH



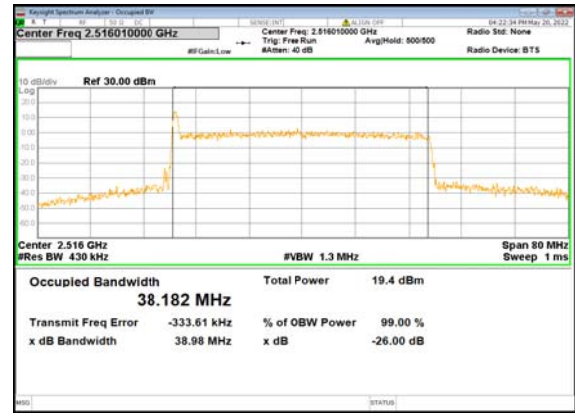
B66_n41(40M)_DFT-s-OFDM_64
QAM_Outer_Full_Low_CH



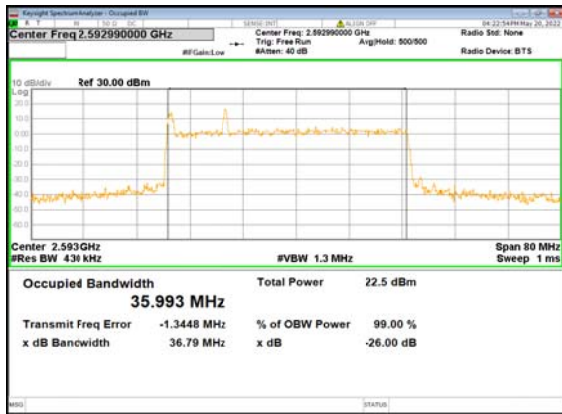
B66_n41(40M)_DFT-s-OFDM_256
QAM_Outer_Full_Low_CH



B66_n41(40M)_CP-OFDM_QPSK_Outer_Fu
ll_Low_CH



B66_n41(40M)_DFT-s-OFDM_PI_2-BPSK_Out
er_Full_Mid_CH



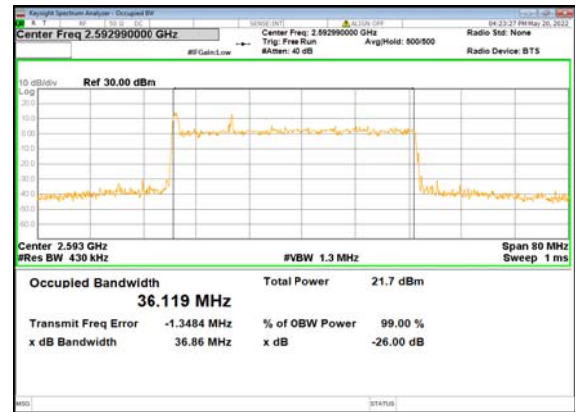
B66_n41(40M)_DFT-s-OFDM_QPSK_Outer
_Full_Mid_CH



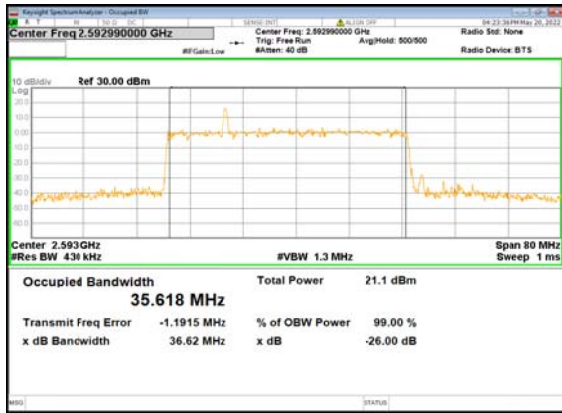
B66_n41(40M)_DFT-s-OFDM_16
QAM_Outer_Full_Mid_CH



B66_n41(40M)_DFT-s-OFDM_64
QAM_Outer_Full_Mid_CH



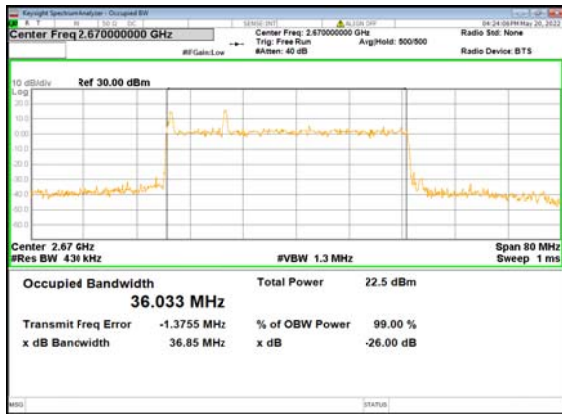
B66_n41(40M)_DFT-s-OFDM_256
QAM_Outer_Full_Mid_CH



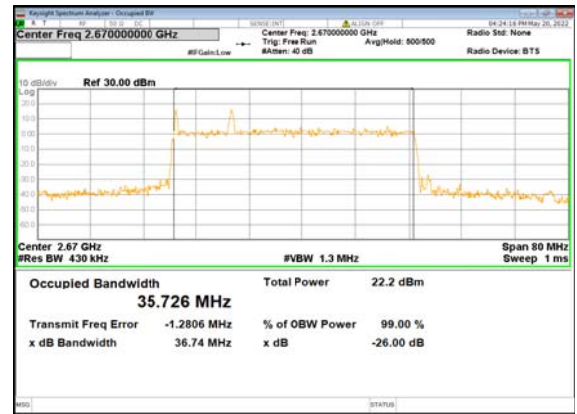
B66_n41(40M)_CP-OFDM_QPSK_Outer_Fu
ll_Mid_CH



B66_n41(40M)_DFT-s-OFDM_PI_2-BPSK_Out
er_Full_High_CH



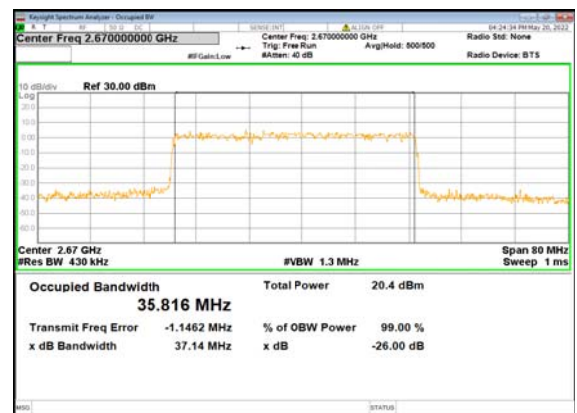
B66_n41(40M)_DFT-s-OFDM_QPSK_Outer
Full_High_CH



B66_n41(40M)_DFT-s-OFDM_16
QAM_Outer_Full_High_CH

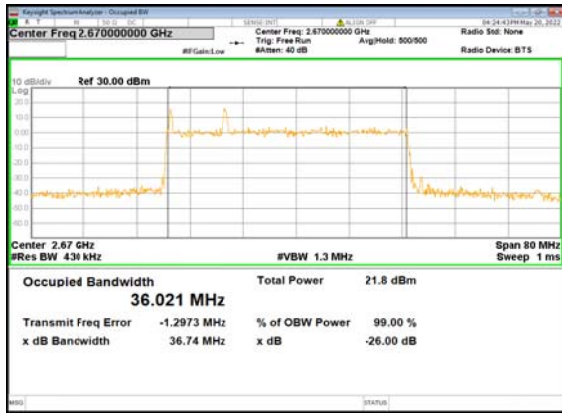


B66_n41(40M)_DFT-s-OFDM_64
QAM_Outer_Full_High_CH





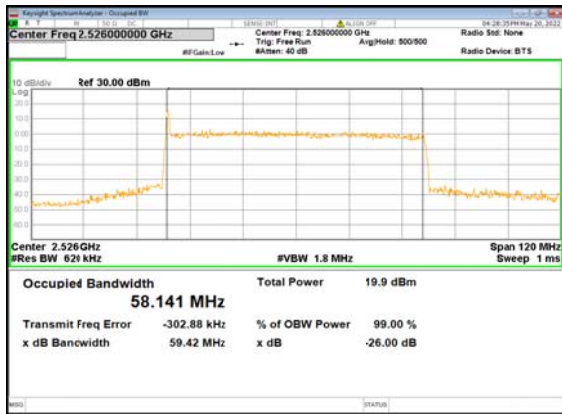
B66_n41(40M)_DFT-s-OFDM_256
QAM_Outer_Full_High_CH



B66_n41(40M)_CP-OFDM_QPSK_Outer_Fu
ll_High_CH



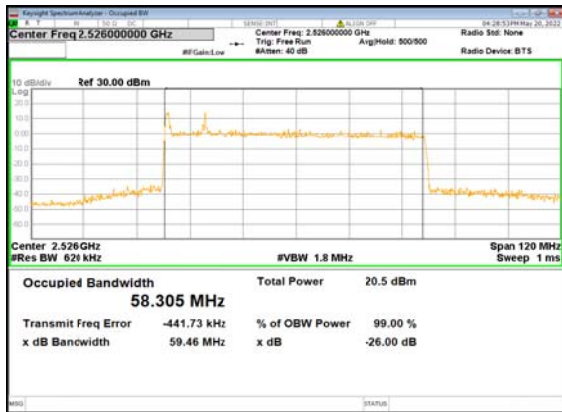
B66_n41(60M)_DFT-s-OFDM_PI_2-BPSK_Out
r_Full_Low_CH



B66_n41(60M)_DFT-s-OFDM_QPSK_Outer
Full_Low_CH



B66_n41(60M)_DFT-s-OFDM_16
QAM_Outer_Full_Low_CH

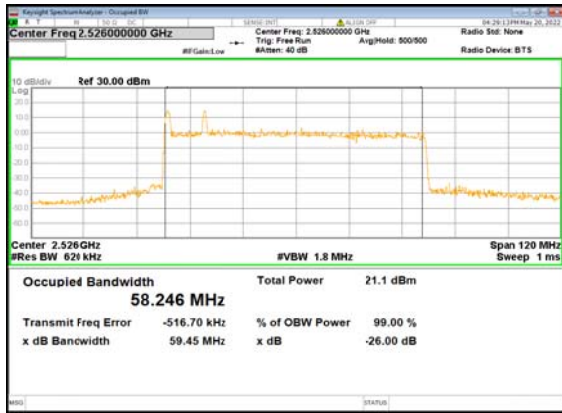


B66_n41(60M)_DFT-s-OFDM_64
QAM_Outer_Full_Low_CH

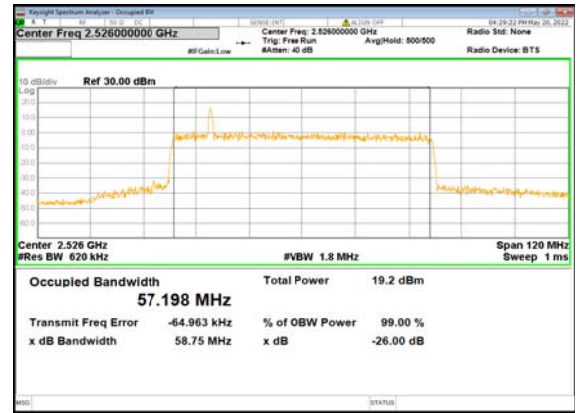




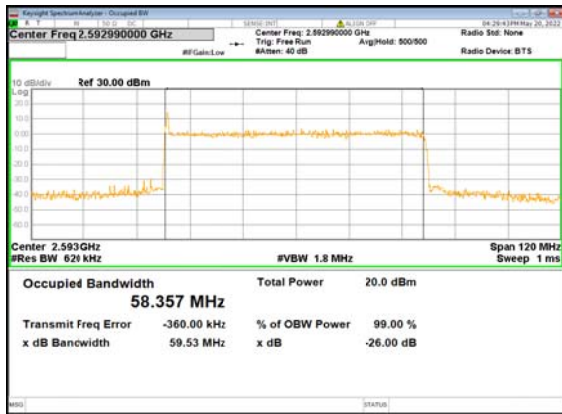
B66_n41(60M)_DFT-s-OFDM_256
QAM_Outer_Full_Low_CH



B66_n41(60M)_CP-OFDM_QPSK_Outer_Fu
ll_Low_CH



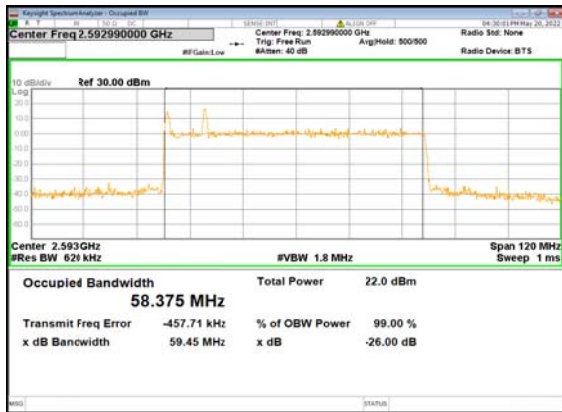
B66_n41(60M)_DFT-s-OFDM_PI_2-BPSK_Out
er_Full_Mid_CH



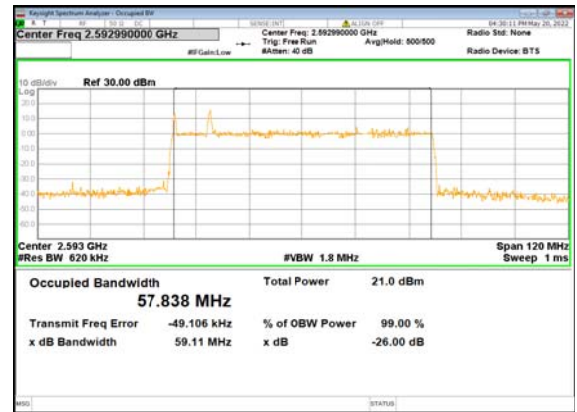
B66_n41(60M)_DFT-s-OFDM_QPSK_Outer
_Full_Mid_CH



B66_n41(60M)_DFT-s-OFDM_16
QAM_Outer_Full_Mid_CH

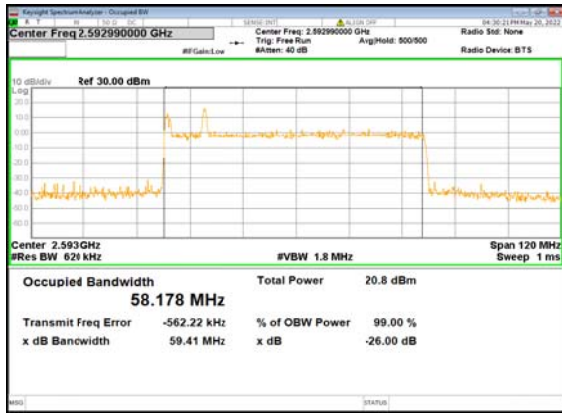


B66_n41(60M)_DFT-s-OFDM_64
QAM_Outer_Full_Mid_CH





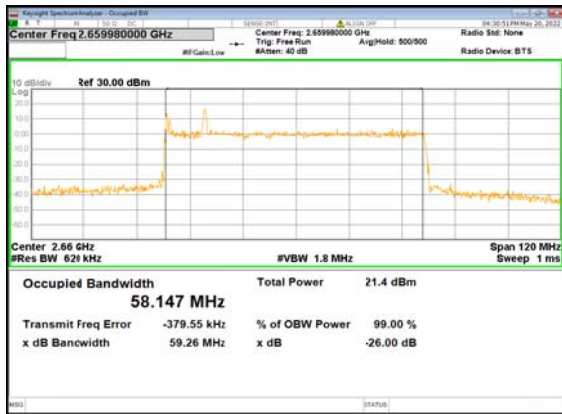
B66_n41(60M)_DFT-s-OFDM_256
QAM_Outer_Full_Mid_CH



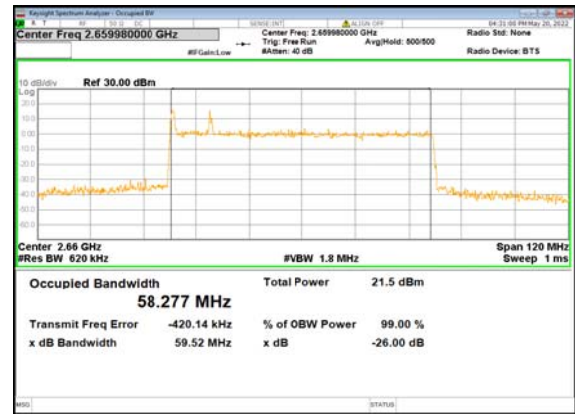
B66_n41(60M)_CP-OFDM_QPSK_Outer_Fu
ll_Mid_CH



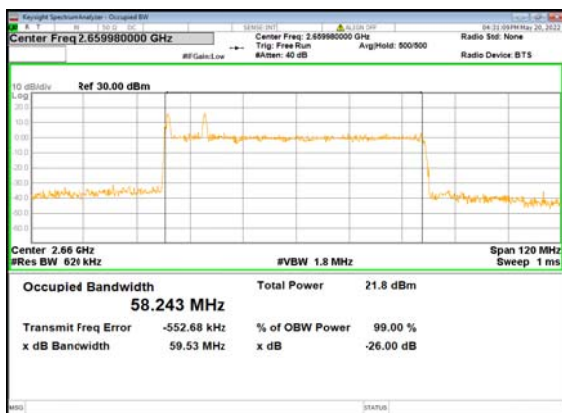
B66_n41(60M)_DFT-s-OFDM_PI_2-BPSK_Out
er_Full_High_CH



B66_n41(60M)_DFT-s-OFDM_QPSK_Outer
Full_High_CH



B66_n41(60M)_DFT-s-OFDM_16
QAM_Outer_Full_High_CH

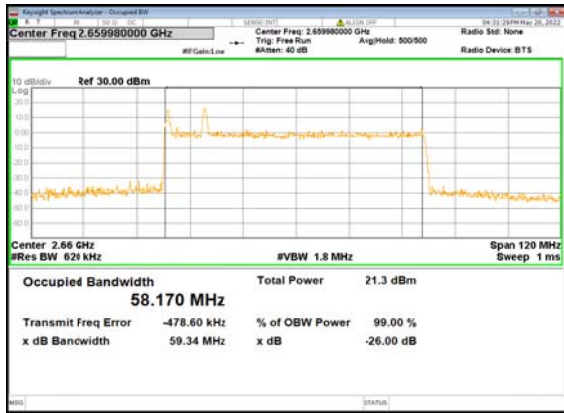


B66_n41(60M)_DFT-s-OFDM_64
QAM_Outer_Full_High_CH





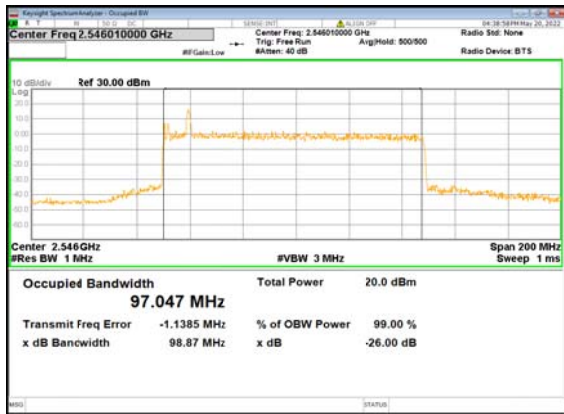
B66_n41(60M)_DFT-s-OFDM_256
QAM_Outer_Full_High_CH



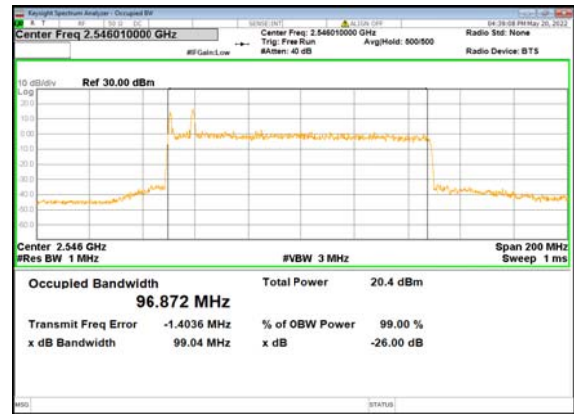
B66_n41(60M)_CP-OFDM_QPSK_Outer_Fu
ll_High_CH



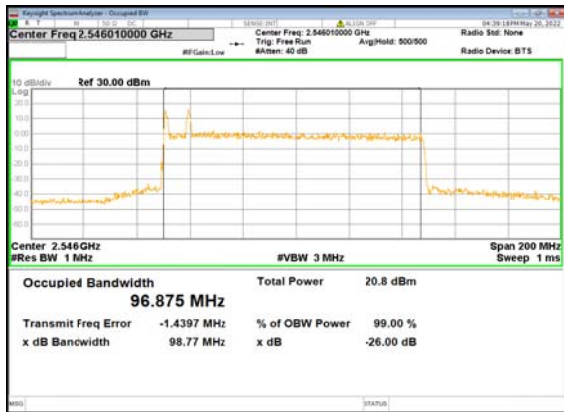
B66_n41(100M)_DFT-s-OFDM_PI_2-BPSK_Out
er_Full_Low_CH



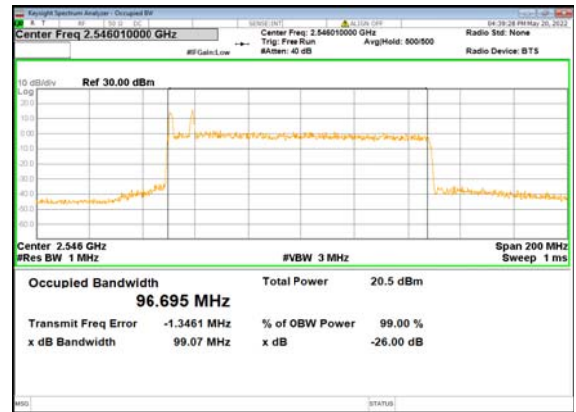
B66_n41(100M)_DFT-s-OFDM_QPSK_Out
er_Full_Low_CH



B66_n41(100M)_DFT-s-OFDM_16
QAM_Outer_Full_Low_CH

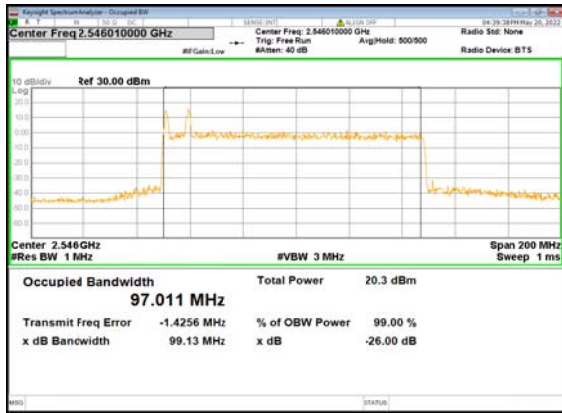


B66_n41(100M)_DFT-s-OFDM_64
QAM_Outer_Full_Low_CH

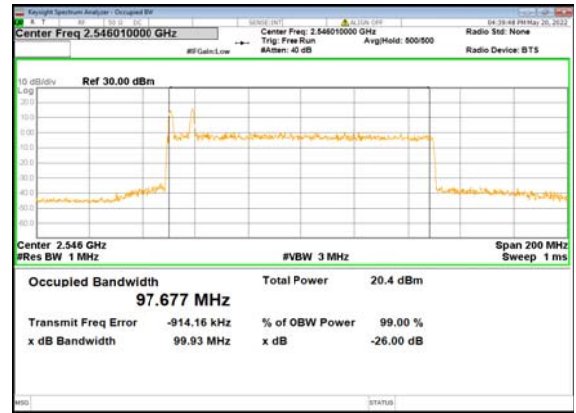




B66_n41(100M)_DFT-s-OFDM_256
QAM_Outer_Full_Low_CH



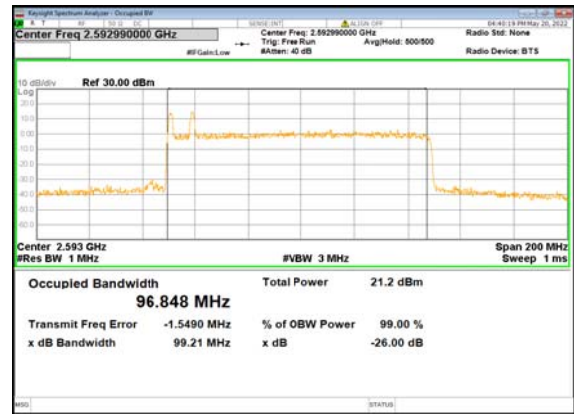
B66_n41(100M)_CP-OFDM_QPSK_Outer_F
ull_Low_CH



B66_n41(100M)_DFT-s-OFDM_PI_2-BPSK_Out
er_Full_Mid_CH



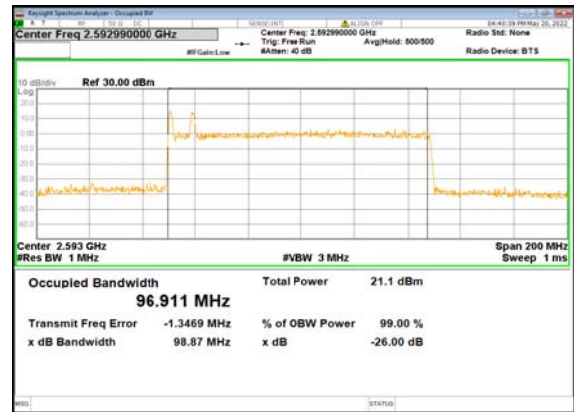
B66_n41(100M)_DFT-s-OFDM_QPSK_Out
er_Full_Mid_CH



B66_n41(100M)_DFT-s-OFDM_16
QAM_Outer_Full_Mid_CH

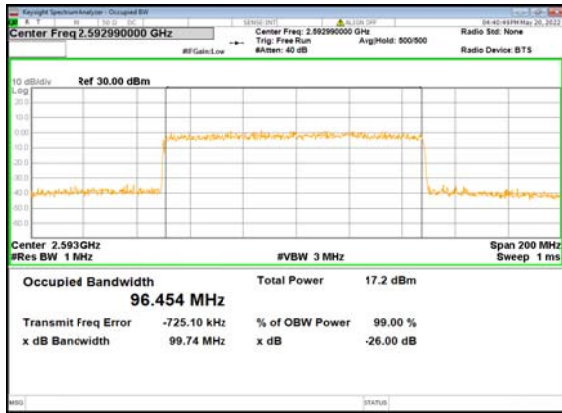


B66_n41(100M)_DFT-s-OFDM_64
QAM_Outer_Full_Mid_CH





B66_n41(100M)_DFT-s-OFDM_256
QAM_Outer_Full_Mid_CH



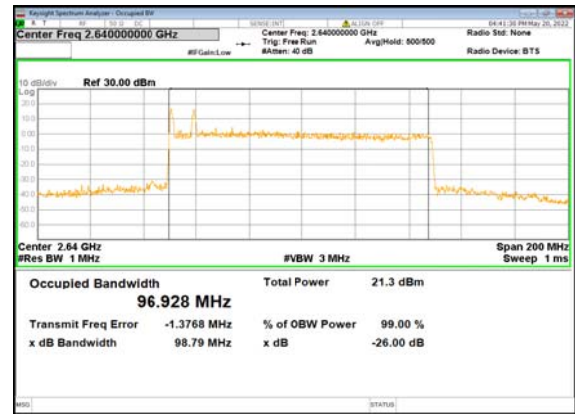
B66_n41(100M)_CP-OFDM_QPSK_Outer_F
ull_Mid_CH



B66_n41(100M)_DFT-s-OFDM_PI_2-BPSK_Out
er_Full_High_CH



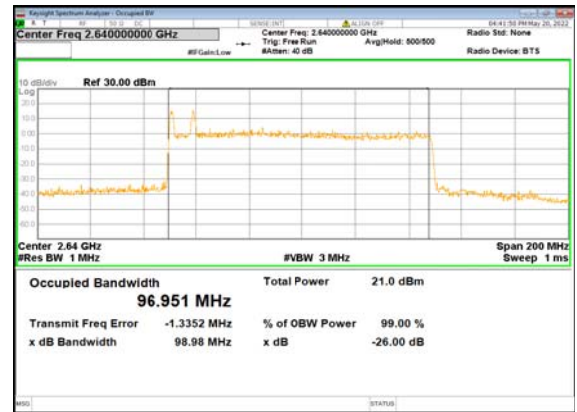
B66_n41(100M)_DFT-s-OFDM_QPSK_Out
er_Full_High_CH



B66_n41(100M)_DFT-s-OFDM_16
QAM_Outer_Full_High_CH

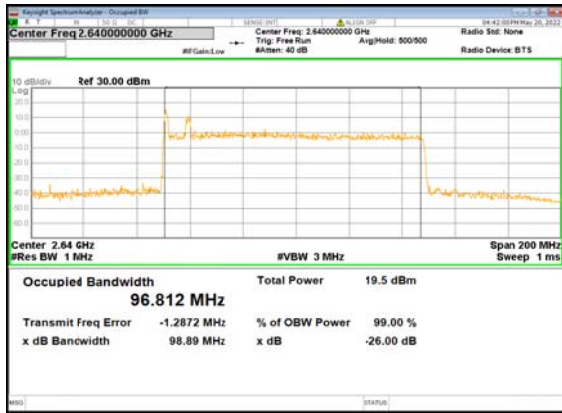


B66_n41(100M)_DFT-s-OFDM_64
QAM_Outer_Full_High_CH





B66_n41(100M)_DFT-s-OFDM_256
QAM_Outer_Full_High_CH



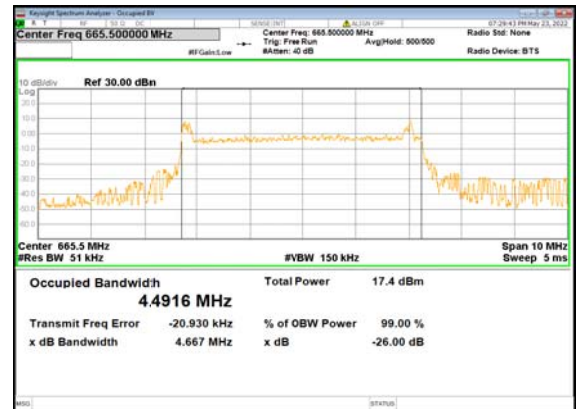
B66_n41(100M)_CP-OFDM_QPSK_Outer_F
ull_High_CH



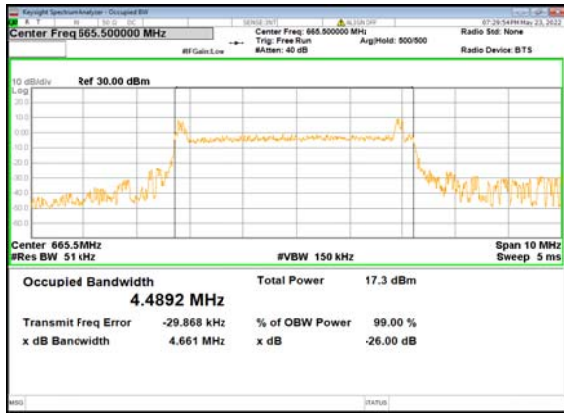
B66_n71(5M)_DFT-s-OFDM_PI_2-BPSK_Outer
_Full_Low_CH



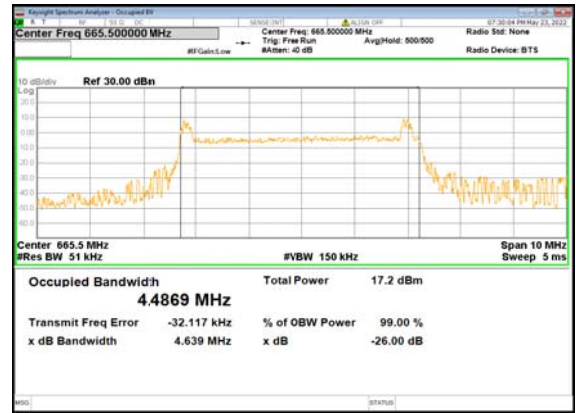
B66_n71(5M)_DFT-s-OFDM_QPSK_Outer
Full_Low_CH



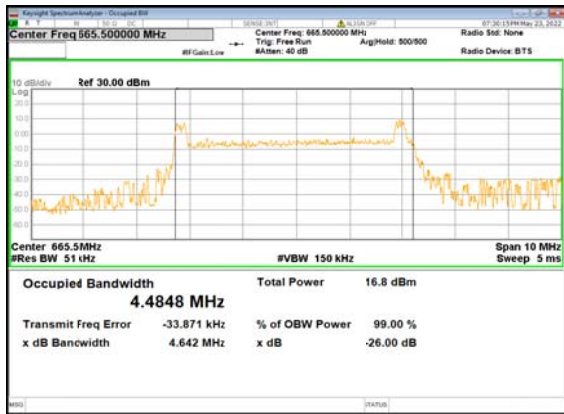
B66_n71(5M)_DFT-s-OFDM_16
QAM_Outer_Full_Low_CH



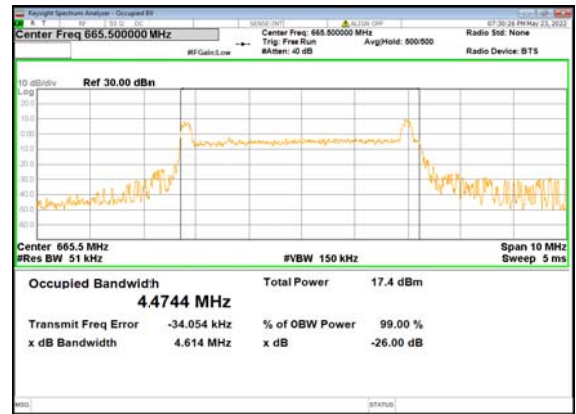
B66_n71(5M)_DFT-s-OFDM_64
QAM_Outer_Full_Low_CH



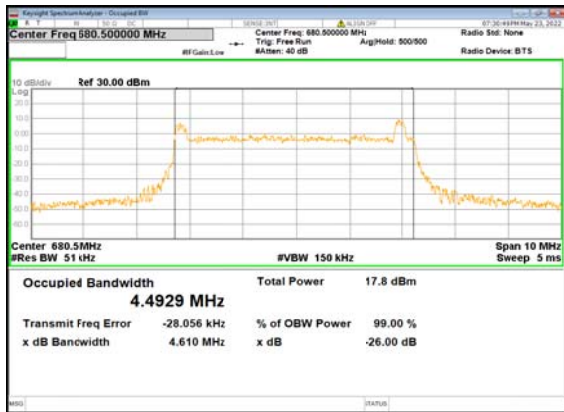
B66_n71(5M)_DFT-s-OFDM_256
QAM_Outer_Full_Low_CH



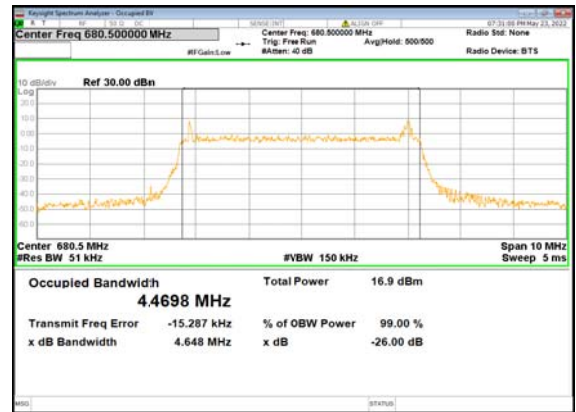
B66_n71(5M)_CP-OFDM_QPSK_Outer_Full
_Low_CH



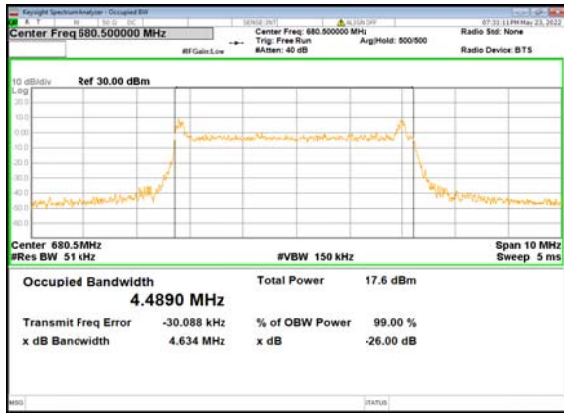
B66_n71(5M)_DFT-s-OFDM_PI_2-BPSK_Outer
_Full_Mid_CH



B66_n71(5M)_DFT-s-OFDM_QPSK_Outer
_Full_Mid_CH



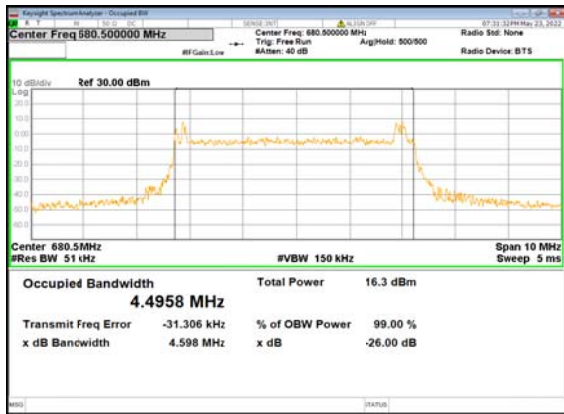
B66_n71(5M)_DFT-s-OFDM_16
QAM_Outer_Full_Mid_CH



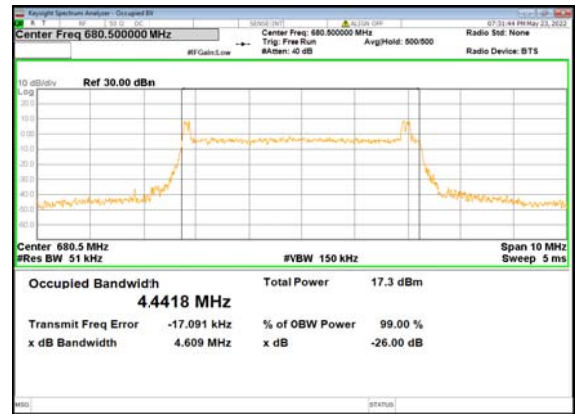
B66_n71(5M)_DFT-s-OFDM_64
QAM_Outer_Full_Mid_CH



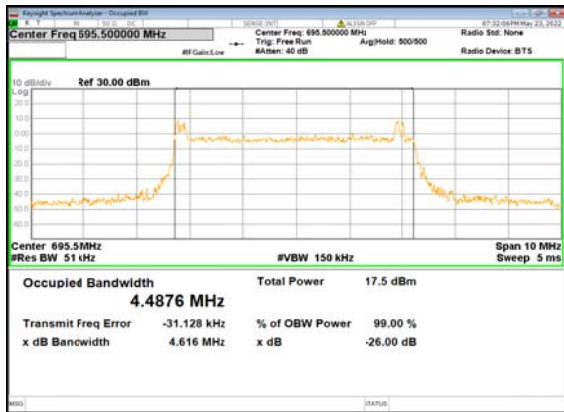
B66_n71(5M)_DFT-s-OFDM_256
QAM_Outer_Full_Mid_CH



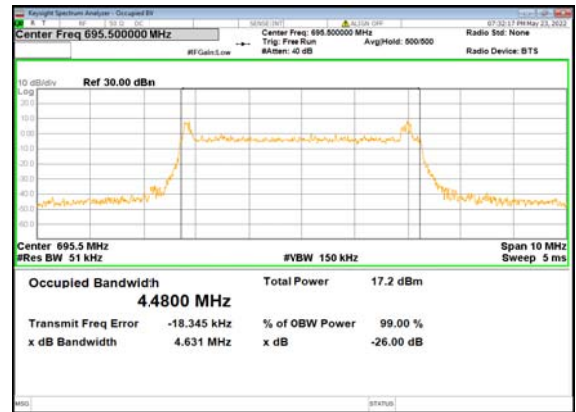
B66_n71(5M)_CP-OFDM_QPSK_Outer_Full
_Mid_CH



B66_n71(5M)_DFT-s-OFDM_PI_2-BPSK_Outer
_Full_High_CH

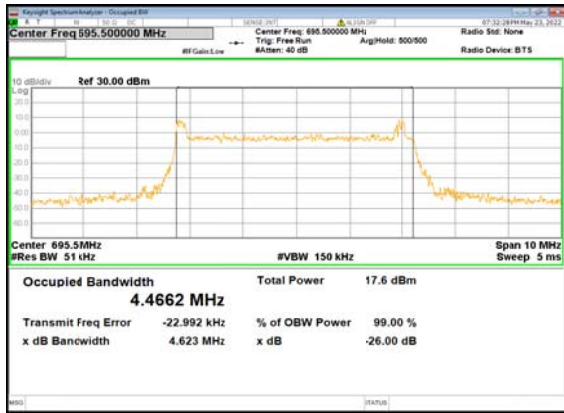


B66_n71(5M)_DFT-s-OFDM_QPSK_Outer
_Full_High_CH

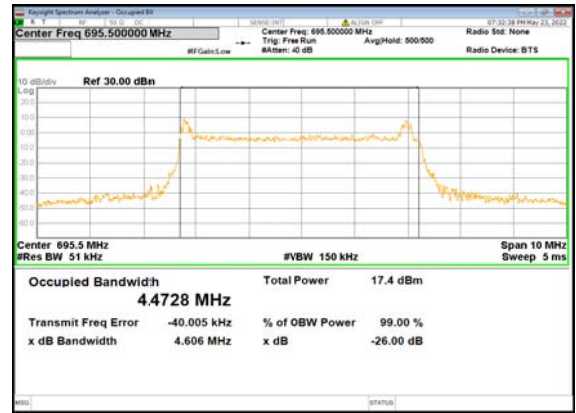




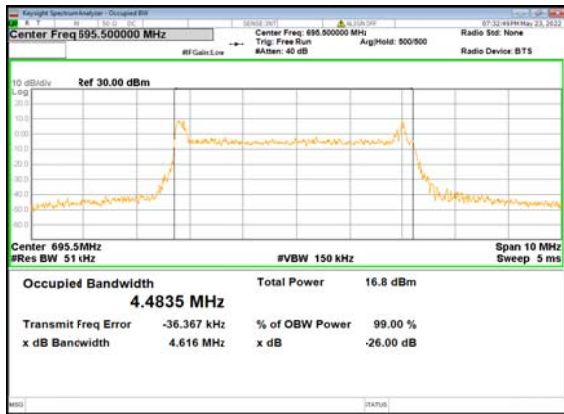
B66_n71(5M)_DFT-s-OFDM_16
QAM_Outer_Full_High_CH



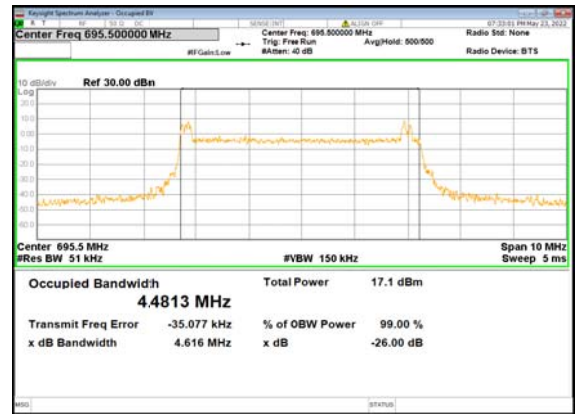
B66_n71(5M)_DFT-s-OFDM_64
QAM_Outer_Full_High_CH



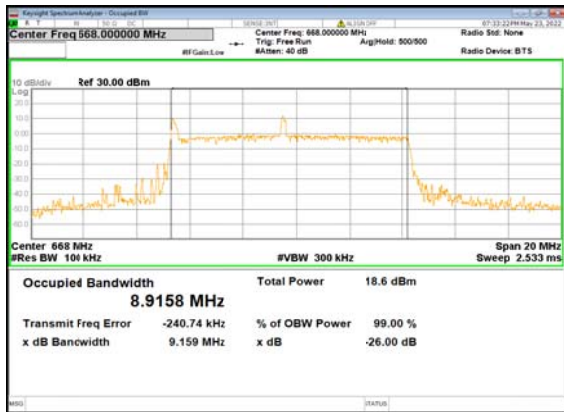
B66_n71(5M)_DFT-s-OFDM_256
QAM_Outer_Full_High_CH



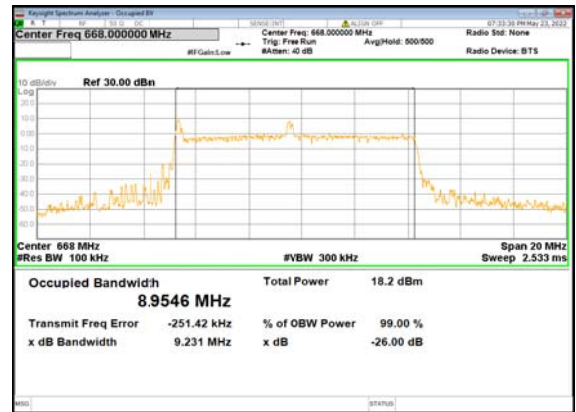
B66_n71(5M)_CP-OFDM_QPSK_Outer_Full_High_CH



B66_n71(10M)_DFT-s-OFDM_PI_2-BPSK_Outer_Full_Low_CH

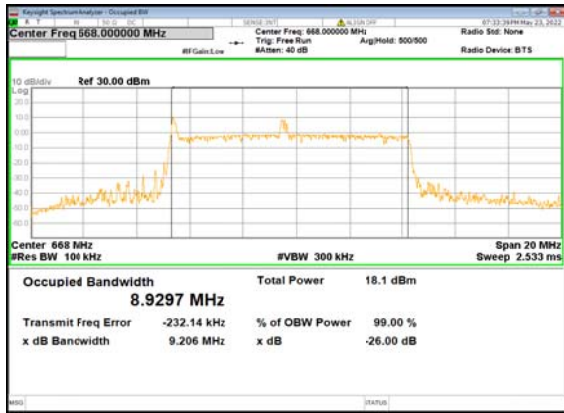


B66_n71(10M)_DFT-s-OFDM_QPSK_Outer_Full_Low_CH





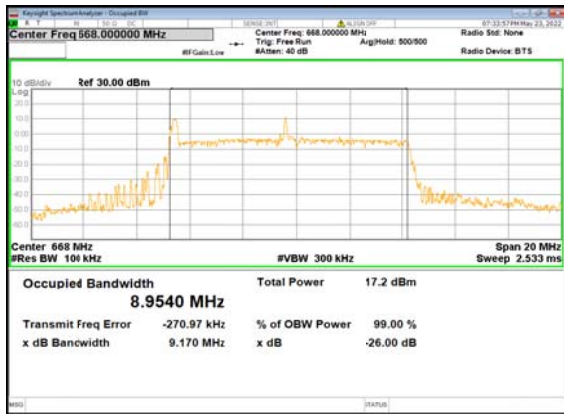
B66_n71(10M)_DFT-s-OFDM_16
QAM_Outer_Full_Low_CH



B66_n71(10M)_DFT-s-OFDM_64
QAM_Outer_Full_Low_CH



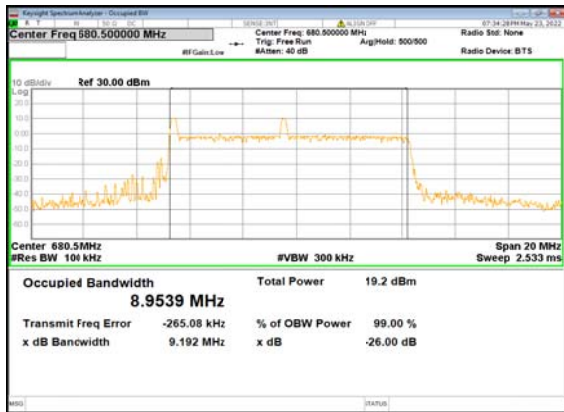
B66_n71(10M)_DFT-s-OFDM_256
QAM_Outer_Full_Low_CH



B66_n71(10M)_CP-OFDM_QPSK_Outer_Fu
ll_Low_CH



B66_n71(10M)_DFT-s-OFDM_PI_2-BPSK_Oute
r_Full_Mid_CH

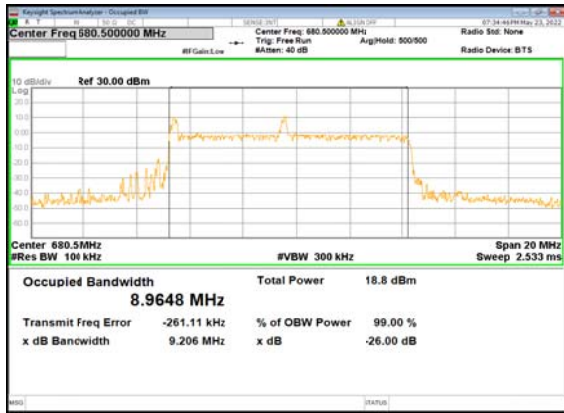


B66_n71(10M)_DFT-s-OFDM_QPSK_Outer
_Full_Mid_CH





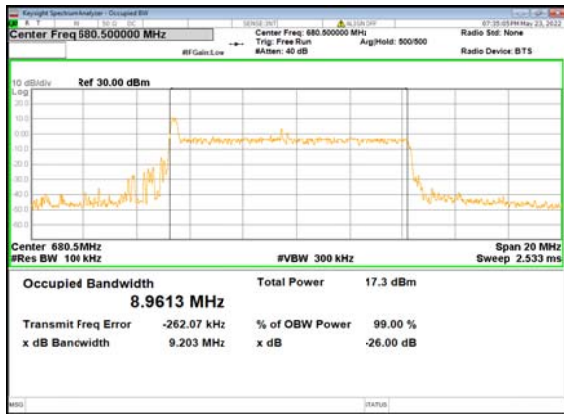
B66_n71(10M)_DFT-s-OFDM_16
QAM_Outer_Full_Mid_CH



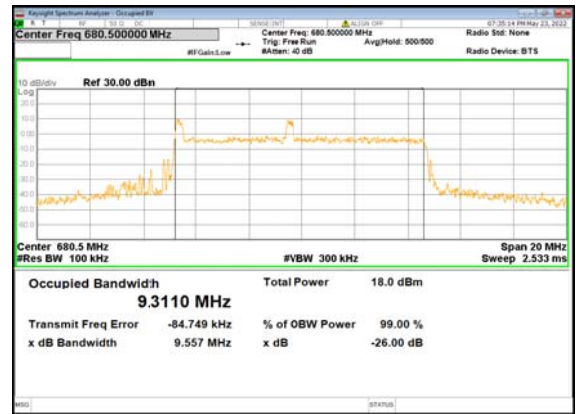
B66_n71(10M)_DFT-s-OFDM_64
QAM_Outer_Full_Mid_CH



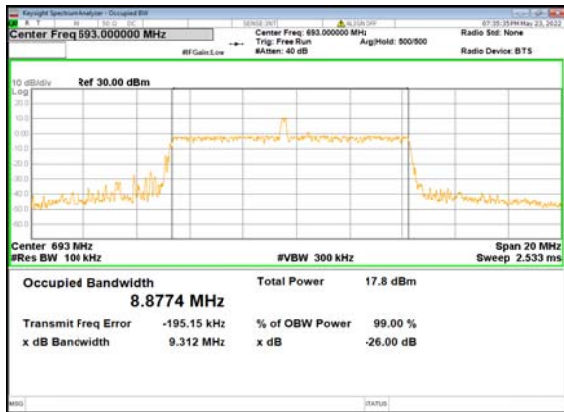
B66_n71(10M)_DFT-s-OFDM_256
QAM_Outer_Full_Mid_CH



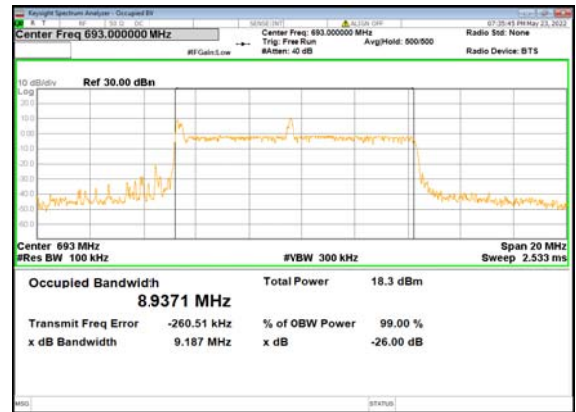
B66_n71(10M)_CP-OFDM_QPSK_Outer_Fu
ll_Mid_CH



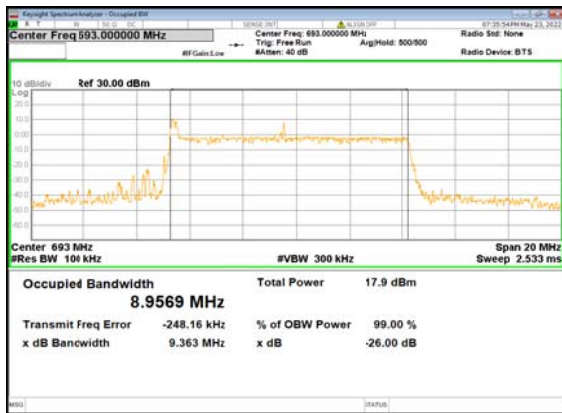
B66_n71(10M)_DFT-s-OFDM_PI_2-BPSK_Oute
r_Full_High_CH



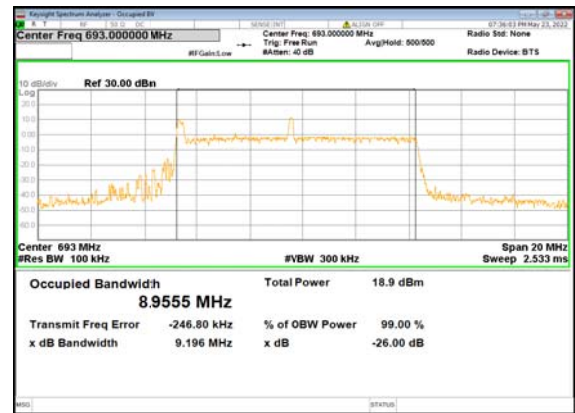
B66_n71(10M)_DFT-s-OFDM_QPSK_Outer
Full_High_CH



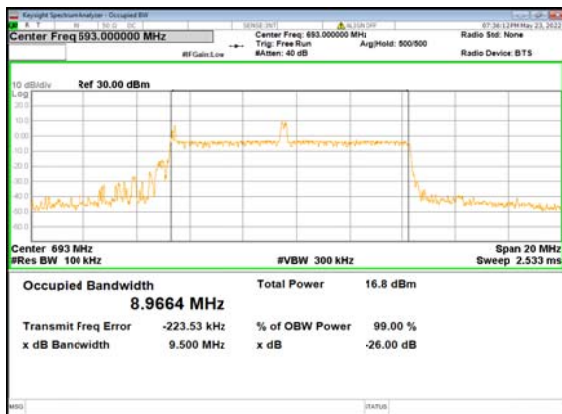
B66_n71(10M)_DFT-s-OFDM_16
QAM_Outer_Full_High_CH



B66_n71(10M)_DFT-s-OFDM_64
QAM_Outer_Full_High_CH



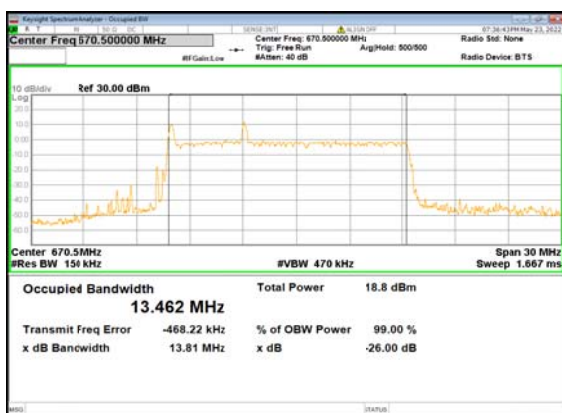
B66_n71(10M)_DFT-s-OFDM_256
QAM_Outer_Full_High_CH



B66_n71(10M)_CP-OFDM_QPSK_Outer_Fu
ll_High_CH



B66_n71(15M)_DFT-s-OFDM_PI_2-BPSK_Oute
r_Full_Low_CH

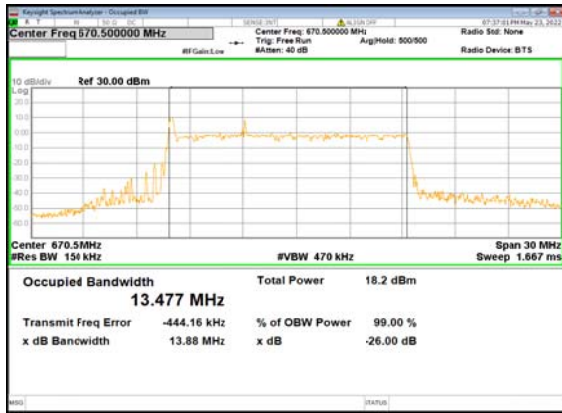


B66_n71(15M)_DFT-s-OFDM_QPSK_Outer
_Full_Low_CH





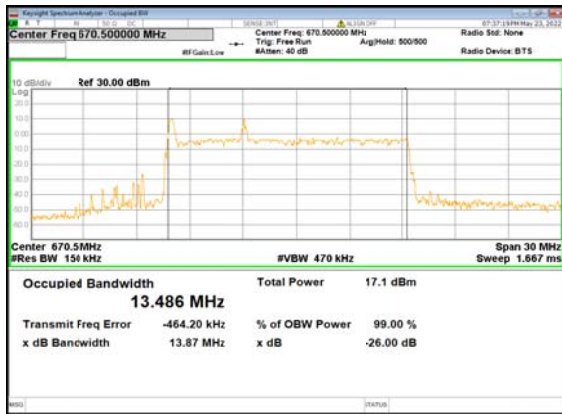
B66_n71(15M)_DFT-s-OFDM_16
QAM_Outer_Full_Low_CH



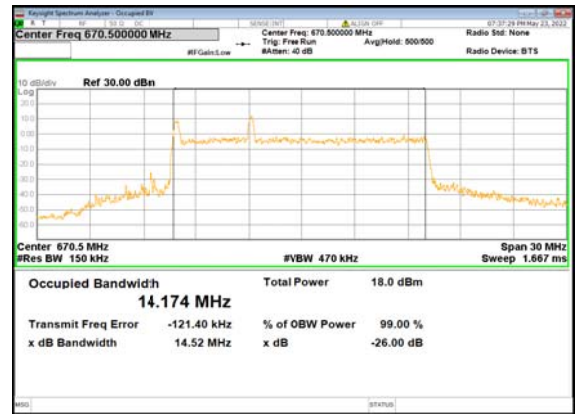
B66_n71(15M)_DFT-s-OFDM_64
QAM_Outer_Full_Low_CH



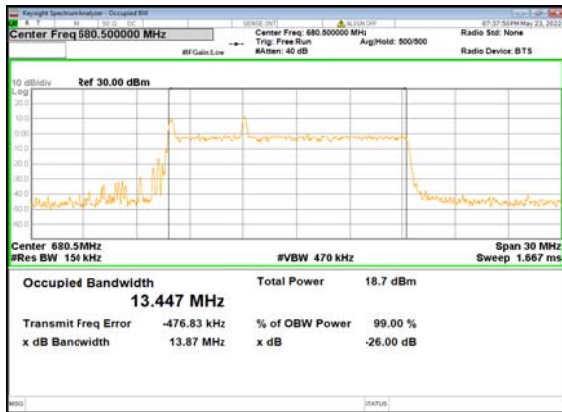
B66_n71(15M)_DFT-s-OFDM_256
QAM_Outer_Full_Low_CH



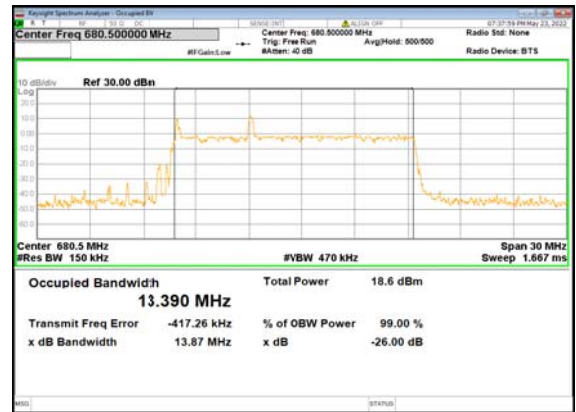
B66_n71(15M)_CP-OFDM_QPSK_Outer_Fu
ll_Low_CH



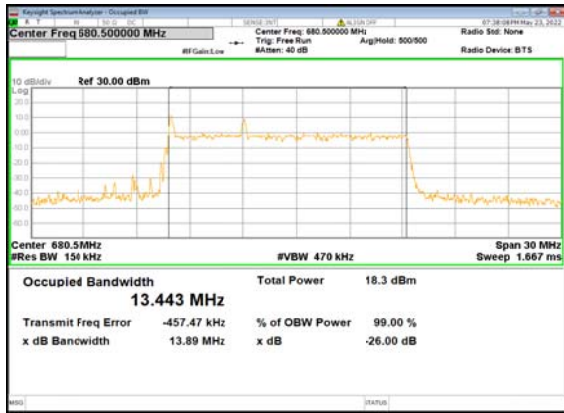
B66_n71(15M)_DFT-s-OFDM_PI_2-BPSK_Oute
r_Full_Mid_CH



B66_n71(15M)_DFT-s-OFDM_QPSK_Outer
_Full_Mid_CH



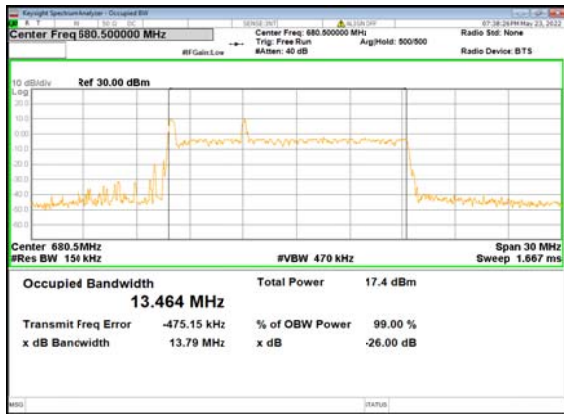
B66_n71(15M)_DFT-s-OFDM_16
QAM_Outer_Full_Mid_CH



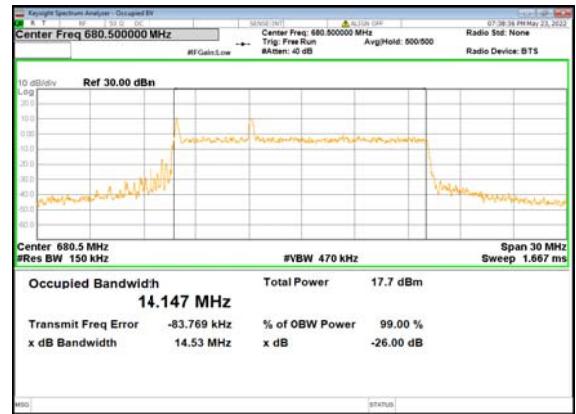
B66_n71(15M)_DFT-s-OFDM_64
QAM_Outer_Full_Mid_CH



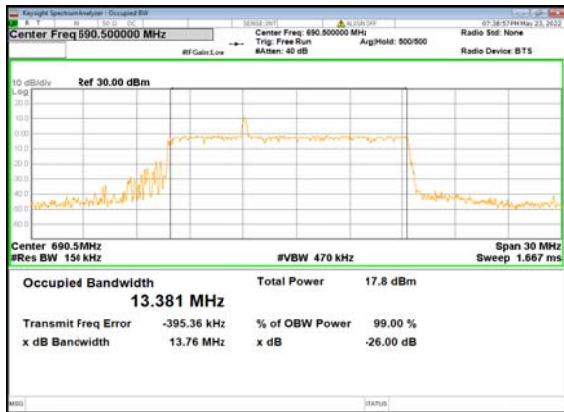
B66_n71(15M)_DFT-s-OFDM_256
QAM_Outer_Full_Mid_CH



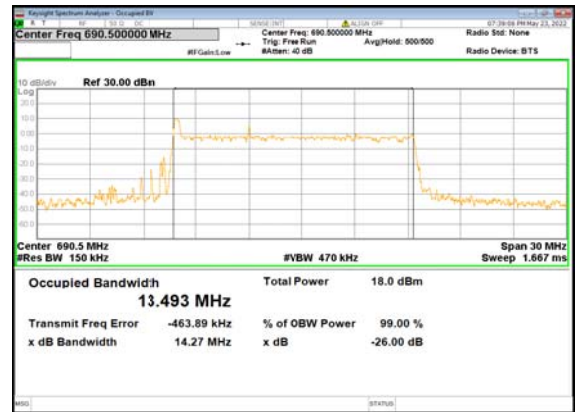
B66_n71(15M)_CP-OFDM_QPSK_Outer_Fu
ll_Mid_CH



B66_n71(15M)_DFT-s-OFDM_PI_2-BPSK_Oute
r_Full_High_CH

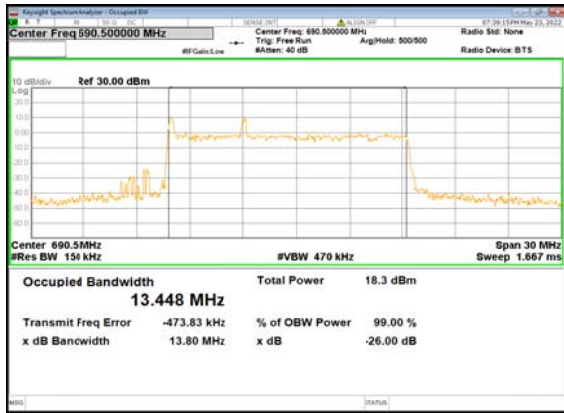


B66_n71(15M)_DFT-s-OFDM_QPSK_Outer
Full_High_CH





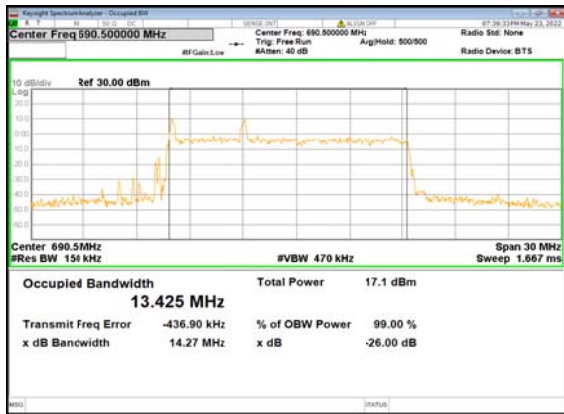
B66_n71(15M)_DFT-s-OFDM_16
QAM_Outer_Full_High_CH



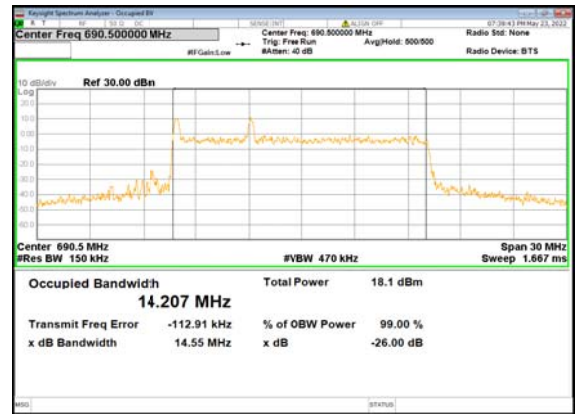
B66_n71(15M)_DFT-s-OFDM_64
QAM_Outer_Full_High_CH



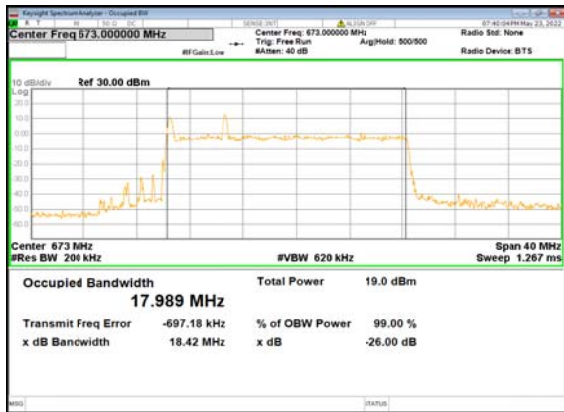
B66_n71(15M)_DFT-s-OFDM_256
QAM_Outer_Full_High_CH



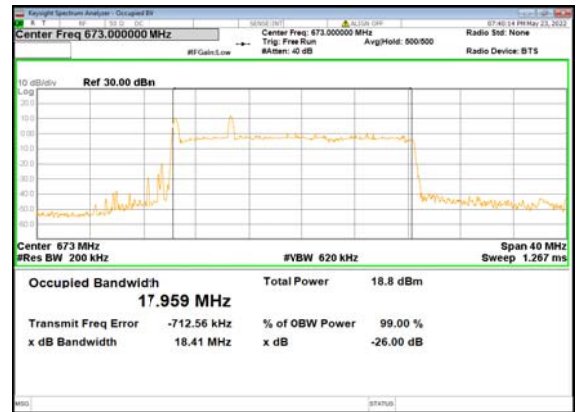
B66_n71(15M)_CP-OFDM_QPSK_Outer_Fu
ll_High_CH



B66_n71(20M)_DFT-s-OFDM_PI_2-BPSK_Oute
r_Full_Low_CH

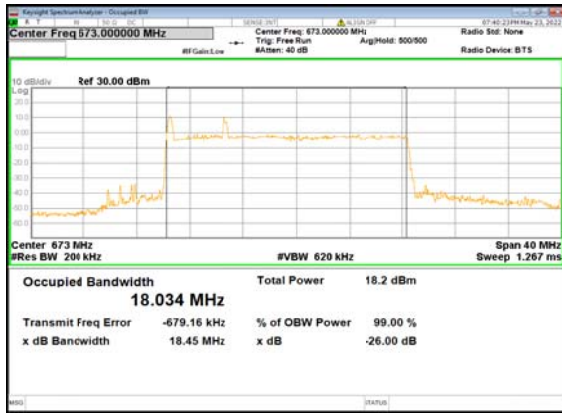


B66_n71(20M)_DFT-s-OFDM_QPSK_Outer
_Full_Low_CH





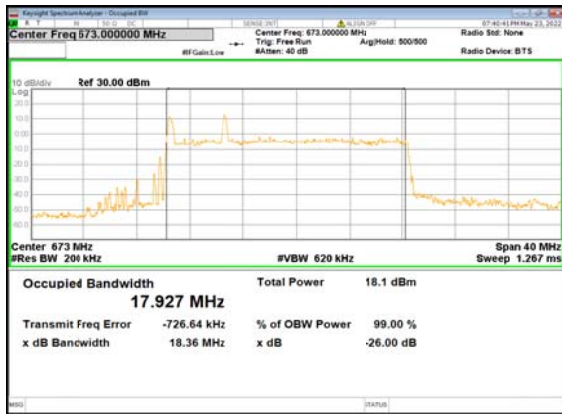
B66_n71(20M)_DFT-s-OFDM_16
QAM_Outer_Full_Low_CH



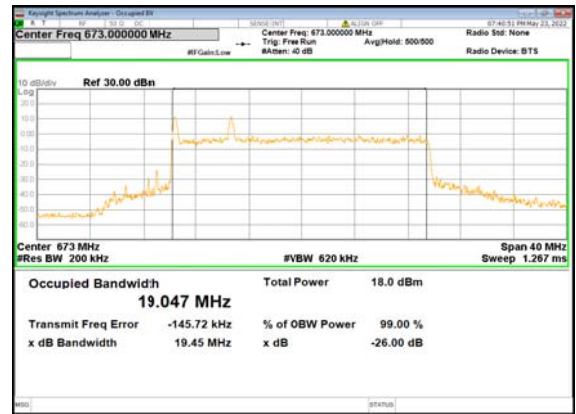
B66_n71(20M)_DFT-s-OFDM_64
QAM_Outer_Full_Low_CH



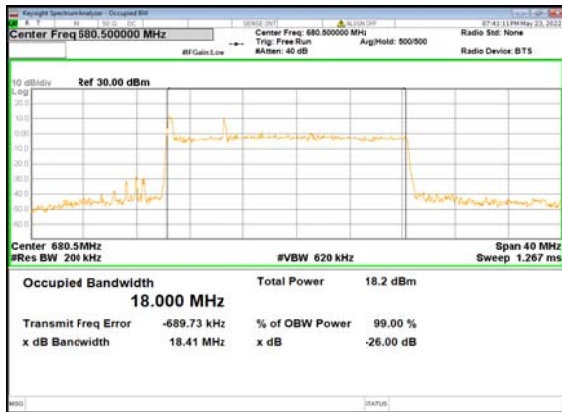
B66_n71(20M)_DFT-s-OFDM_256
QAM_Outer_Full_Low_CH



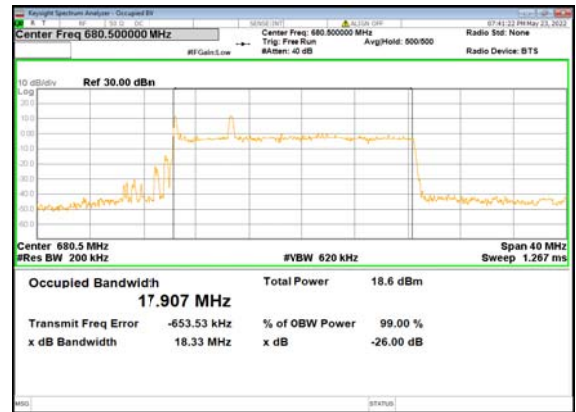
B66_n71(20M)_CP-OFDM_QPSK_Outer_Fu
ll_Low_CH



B66_n71(20M)_DFT-s-OFDM_PI_2-BPSK_Oute
r_Full_Mid_CH

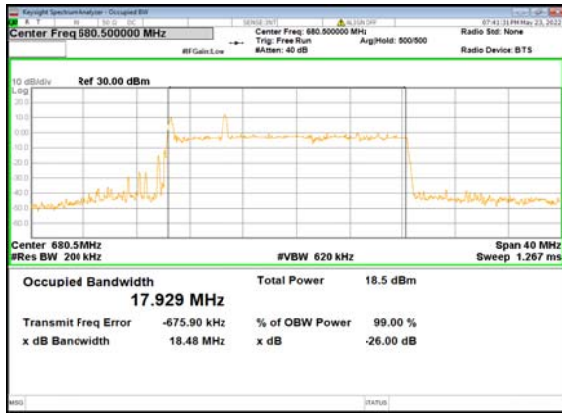


B66_n71(20M)_DFT-s-OFDM_QPSK_Outer
_Full_Mid_CH

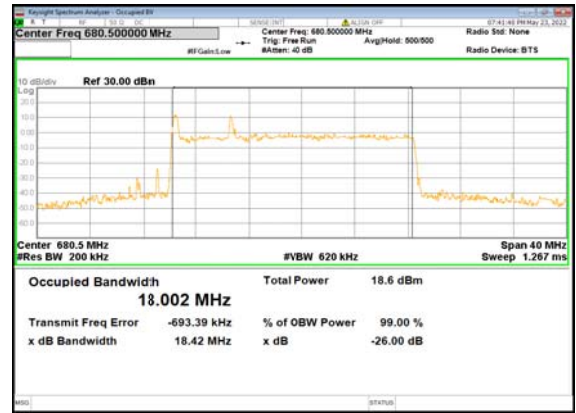




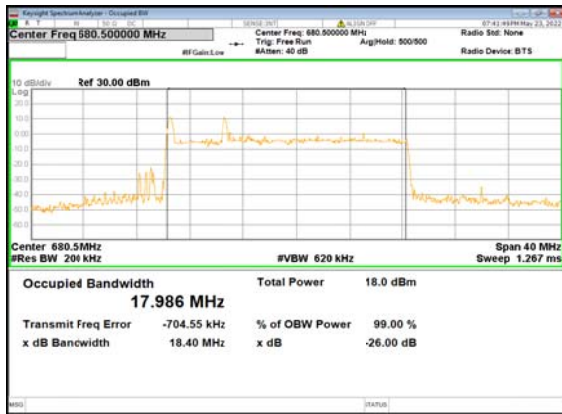
B66_n71(20M)_DFT-s-OFDM_16
QAM_Outer_Full_Mid_CH



B66_n71(20M)_DFT-s-OFDM_64
QAM_Outer_Full_Mid_CH



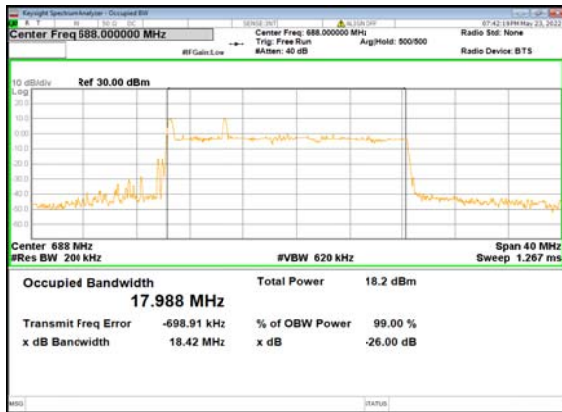
B66_n71(20M)_DFT-s-OFDM_256
QAM_Outer_Full_Mid_CH



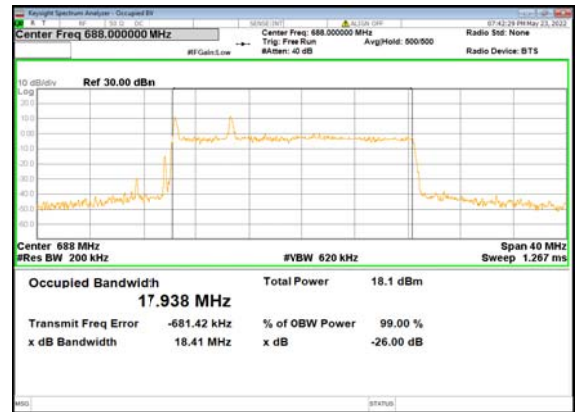
B66_n71(20M)_CP-OFDM_QPSK_Outer_Fu
ll_Mid_CH



B66_n71(20M)_DFT-s-OFDM_PI_2-BPSK_Oute
r_Full_High_CH

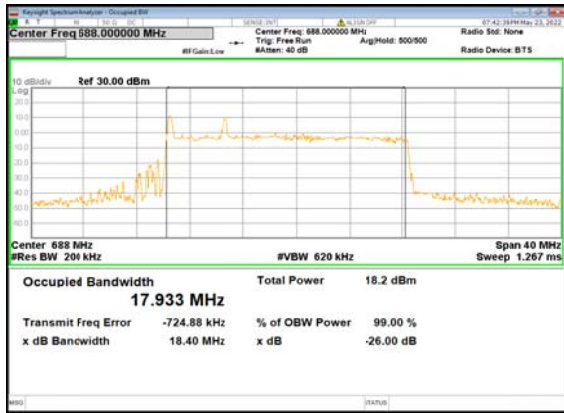


B66_n71(20M)_DFT-s-OFDM_QPSK_Outer
Full_High_CH

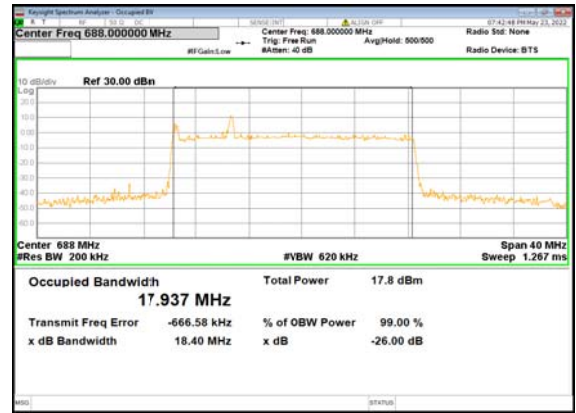




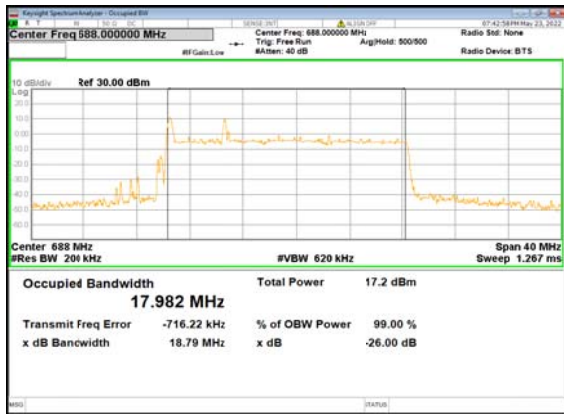
B66_n71(20M)_DFT-s-OFDM_16
QAM_Outer_Full_High_CH



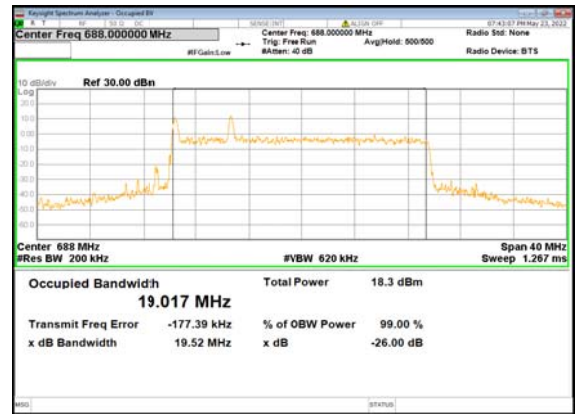
B66_n71(20M)_DFT-s-OFDM_64
QAM_Outer_Full_High_CH



B66_n71(20M)_DFT-s-OFDM_256
QAM_Outer_Full_High_CH



B66_n71(20M)_CP-OFDM_QPSK_Outer_Fu
ll_High_CH



2.3. Frequency Stability

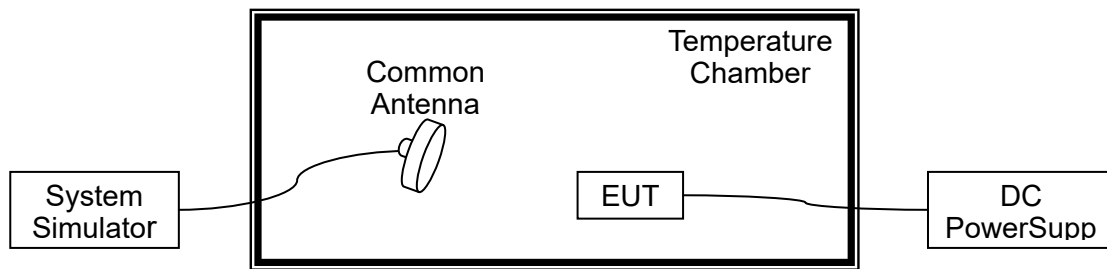
2.3.1. Requirement

According to FCC section 2.1055, the frequency stability shall be sufficient to ensure that the fundamental emission stays within the authorized frequency block. According to FCC section 2.1055, the test conditions are:

- (a) The temperature is varied from -30°C to $+50^{\circ}\text{C}$ at intervals of not more than 10°C .
- (b) For hand carried battery powered equipment, the primary supply voltage is reduced to the battery operating end point which shall be specified by the manufacture. The supply voltage shall be measured at the input to the cable normally provided with the equipment, or at the power supply terminals if cables are not normally provided.

Note: The operating temperature of EUT is from 0°C to 40°C , which are specified by the applicant.

2.3.2. Test Description



The EUT which is powered by the DC Power Supply directly, is located in the Temperature Chamber. The EUT is commanded by the System Simulator (SS) to operate at the maximum output power. A call is established between the EUT and the SS via a Common Antenna.

2.3.3. Test procedure

KDB 971168 D01v03 Section 9.0 and ANSI/TIA-603-E-2016.

2.3.4. Test Result

The nominal, highest and lowest extreme voltages are separately 3.80VDC, 4.20VDC and 3.60VDC, which are specified by the applicant; the normal temperature here used is 20°C .



NR n2, QPSK, Channel 376000, SCS 15kHz, Frequency 1880MHz Limit =Within Authorized Band					
Voltage (%)	Power (VDC)	Temp (°C)	Fre. Dev. (Hz)	Deviation (ppm)	Result
Normal	3.8	+20 (Ref)	-41	-0.022	PASS
Normal		0	-43	-0.023	
Normal		+10	21	0.011	
Normal		+20	-28	-0.015	
Normal		+30	48	0.026	
Normal		+40	-31	-0.016	
Normal		+50	34	0.018	
High	4.2	+20	-32	-0.017	
BATT.ENDPOINT	3.6	+20	38	0.020	

NR n5, QPSK, Channel 167300, SCS 15kHz, Frequency 836.5MHz Limit =±1ppm					
Voltage (%)	Power (VDC)	Temp (°C)	Fre. Dev. (Hz)	Deviation (ppm)	Result
Normal	3.8	+20 (Ref)	45	0.054	PASS
Normal		0	-44	-0.053	
Normal		+10	-32	-0.038	
Normal		+20	46	0.055	
Normal		+30	16	0.019	
Normal		+40	-39	-0.047	
Normal		+50	15	0.018	
High	4.2	+20	-28	-0.033	
BATT.ENDPOINT	3.6	+20	40	0.048	



NR n41, QPSK, Channel 518598, SCS 30kHz, Frequency 2592.99MHz Limit =Within Authorized Band					
Voltage (%)	Power (VDC)	Temp (°C)	Fre. Dev. (Hz)	Deviation (ppm)	Result
Normal	3.8	+20 (Ref)	-56	-0.022	PASS
Normal		0	52	0.020	
Normal		+10	53	0.020	
Normal		+20	39	0.015	
Normal		+30	34	0.013	
Normal		+40	51	0.020	
Normal		+50	28	0.011	
High	4.2	+20	35	0.013	
BATT.ENDPOINT	3.6	+20	57	0.022	

NR n66, QPSK, Channel 349000, SCS 15kHz, Frequency 1745MHz Limit =Within Authorized Band					
Voltage (%)	Power (VDC)	Temp (°C)	Fre. Dev. (Hz)	Deviation (ppm)	Result
Normal	3.8	+20 (Ref)	36	0.021	PASS
Normal		0	-50	-0.029	
Normal		+10	22	0.013	
Normal		+20	44	0.025	
Normal		+30	42	0.024	
Normal		+40	16	0.009	
Normal		+50	-13	-0.007	
High	4.2	+20	22	0.013	
BATT.ENDPOINT	3.6	+20	31	0.018	



NR n71, QPSK, Channel 136100, SCS 15kHz, Frequency 680.5MHz					
Limit =Within Authorized Band					
Voltage (%)	Power (VDC)	Temp (°C)	Fre. Dev. (Hz)	Deviation (ppm)	Result
Normal	3.8	+20 (Ref)	-32	-0.047	PASS
Normal		0	-37	-0.054	
Normal		+10	41	0.060	
Normal		+20	-59	-0.087	
Normal		+30	-44	-0.065	
Normal		+40	55	0.081	
Normal		+50	-13	-0.019	
High	4.2	+20	-50	-0.073	
BATT.ENDPOINT	3.6	+20	26	0.038	

NR n77, QPSK, Channel 650000, SCS 30kHz, Frequency 3750MHz					
Limit =Within Authorized Band					
Voltage (%)	Power (VDC)	Temp (°C)	Fre. Dev. (Hz)	Deviation (ppm)	Result
Normal	3.8	+20 (Ref)	-39	-0.010	PASS
Normal		0	30	0.008	
Normal		+10	15	0.004	
Normal		+20	27	0.007	
Normal		+30	33	0.009	
Normal		+40	-24	-0.006	
Normal		+50	42	0.011	
High	4.2	+20	-18	-0.005	
BATT.ENDPOINT	3.6	+20	-50	-0.013	



NR n77, QPSK, Channel 633334, SCS 30kHz, Frequency 3500.01MHz Limit =Within Authorized Band					
Voltage (%)	Power (VDC)	Temp (°C)	Fre. Dev. (Hz)	Deviation (ppm)	Result
Normal	3.8	+20 (Ref)	-31	-0.009	PASS
Normal		0	-45	-0.013	
Normal		+10	31	0.009	
Normal		+20	50	0.014	
Normal		+30	-35	-0.010	
Normal		+40	-18	-0.005	
Normal		+50	17	0.005	
High		4.2	+20	47	
BATT.ENDPOINT	3.6	+20	42	0.012	

2.4. Peak to Average Ratio

2.4.1. Requirement

According to FCC section 24.232(d) for n2, the peak to average ratio (PAR) of the transmission may not exceed 13dB.

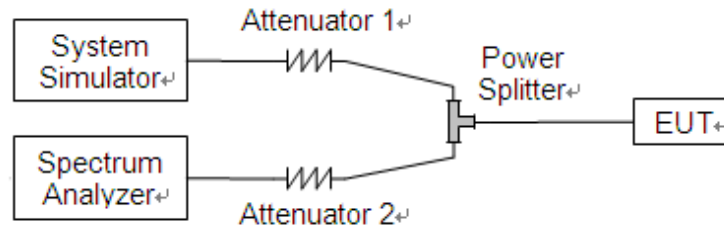
According to FCC section 27.50(d)(3)for n66, equipment employed must be authorized in accordance with the provisions of § 24.51. Power measurements for transmissions by stations authorized under this section may be made either in accordance with a Commission-approved average power technique or in compliance with paragraph (d)(6) of this section. In measuring transmissions in this band using an average power technique, the peak-to-average ratio (PAR) of the transmission may not exceed 13 dB.

According to FCC section 27.50(j)(4) for n77,In measuring transmissions in this band using an average power technique, the peak-to-average ratio (PAR) of the transmission may not exceed 13

dB.

2.4.2. Test Description

Test Set:



The EUT is coupled to the Spectrum Analyzer (SA) and the System Simulator (SS) with Attenuators through the Power Splitter; the RF load attached to the EUT antenna terminal is 50Ohm; the path loss as the factor is calibrated to correct the reading. The EUT is commanded by the SS to operate at the maximum output power. A call is established between the EUT and the SS.

2.4.3. Test procedure

KDB 971168 D01v03 Section 5.7 and ANSI/TIA-603-E-2016.

2.4.4. Test Result

Record the maximum PAPR level associated with a probability of 0.1%.

66A_n2					
BW(MHz)	Channel Level	Modulation	Peak to Average Radio(dB)	Limit (dB)	Verdict
5	Low	BPSK	7.42	<=13	PASS
5	Low	QPSK	7.44	<=13	PASS
5	Mid	BPSK	7.46	<=13	PASS
5	Mid	QPSK	7.43	<=13	PASS
5	High	BPSK	7.44	<=13	PASS
5	High	QPSK	7.46	<=13	PASS
10	Low	BPSK	7.51	<=13	PASS



10	Low	QPSK	6.64	<=13	PASS
10	Mid	BPSK	7.56	<=13	PASS
10	Mid	QPSK	6.65	<=13	PASS
10	High	BPSK	7.5	<=13	PASS
10	High	QPSK	6.7	<=13	PASS
15	Low	BPSK	7.75	<=13	PASS
15	Low	QPSK	7.07	<=13	PASS
15	Mid	BPSK	7.76	<=13	PASS
15	Mid	QPSK	7.19	<=13	PASS
15	High	BPSK	7.85	<=13	PASS
15	High	QPSK	7.24	<=13	PASS
20	Low	BPSK	7.53	<=13	PASS
20	Low	QPSK	6.59	<=13	PASS
20	Mid	BPSK	7.52	<=13	PASS
20	Mid	QPSK	6.75	<=13	PASS
20	High	BPSK	7.61	<=13	PASS
20	High	QPSK	6.73	<=13	PASS

13A_n66					
BW(MHz)	Channel Level	Modulation	Peak to Average Radio(dB)	Limit (dB)	Verdict
5	Low	BPSK	7.42	<=13	PASS
5	Low	QPSK	7.41	<=13	PASS
5	Mid	BPSK	7.43	<=13	PASS
5	Mid	QPSK	7.44	<=13	PASS
5	High	BPSK	7.44	<=13	PASS
5	High	QPSK	7.45	<=13	PASS
10	Low	BPSK	7.52	<=13	PASS
10	Low	QPSK	6.66	<=13	PASS
10	Mid	BPSK	7.51	<=13	PASS
10	Mid	QPSK	6.67	<=13	PASS
10	High	BPSK	7.49	<=13	PASS



10	High	QPSK	6.78	<=13	PASS
15	Low	BPSK	7.72	<=13	PASS
15	Low	QPSK	7.17	<=13	PASS
15	Mid	BPSK	7.72	<=13	PASS
15	Mid	QPSK	7.1	<=13	PASS
15	High	BPSK	7.66	<=13	PASS
15	High	QPSK	7.13	<=13	PASS
20	Low	BPSK	7.42	<=13	PASS
20	Low	QPSK	6.72	<=13	PASS
20	Mid	BPSK	7.5	<=13	PASS
20	Mid	QPSK	6.64	<=13	PASS
20	High	BPSK	7.54	<=13	PASS
20	High	QPSK	6.61	<=13	PASS

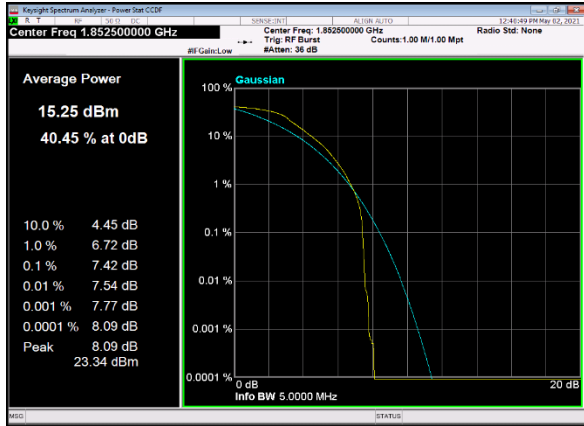


2A_n77 (3700-3980)					
BW(MHz)	Channel Level	Modulation	Peak to Average Radio(dB)	Limit (dB)	Verdict
100	Low	BPSK	9.55	<=13	PASS
100	Low	QPSK	9.70	<=13	PASS
100	Mid	BPSK	9.37	<=13	PASS
100	Mid	QPSK	3.03	<=13	PASS
100	High	BPSK	9.48	<=13	PASS
100	High	QPSK	9.61	<=13	PASS

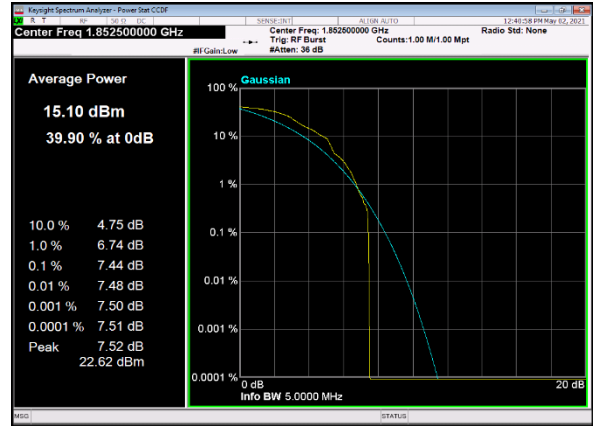
2A_n77 (3450-3550)					
BW(MHz)	Channel Level	Modulation	Peak to Average Radio(dB)	Limit (dB)	Verdict
100	Mid	BPSK	3.22	<=13	PASS
100	Mid	QPSK	3.21	<=13	PASS



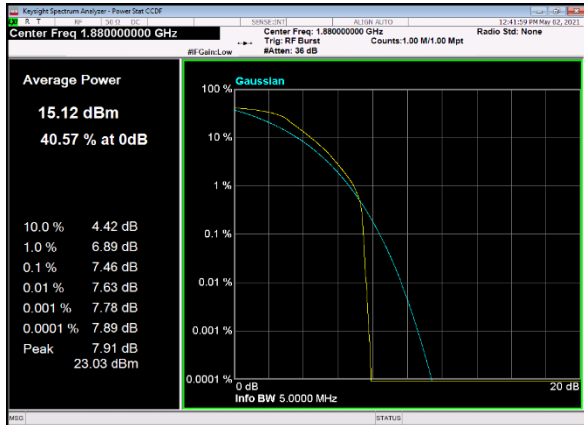
B66_n2(5M)_DFT-s-OFDM_PI_2-BPSK_Outer_Full_Low_CH



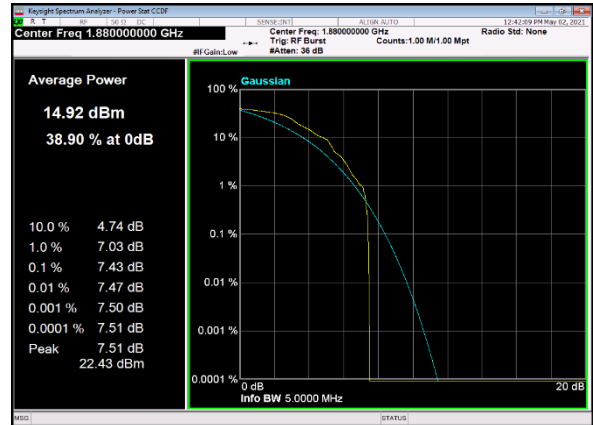
B66_n2(5M)_DFT-s-OFDM_PI_2-BPSK_Edge_1_RB_Left_Low_CH



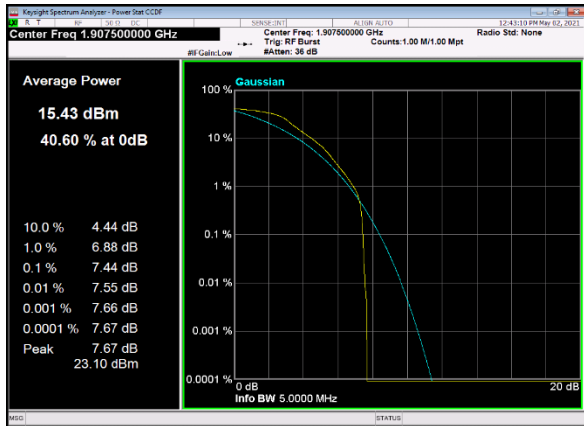
B66_n2(5M)_DFT-s-OFDM_PI_2-BPSK_Outer_Full_Mid_CH



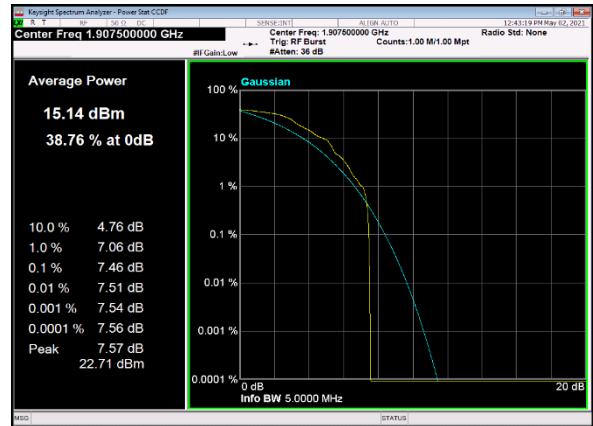
B66_n2(5M)_DFT-s-OFDM_PI_2-BPSK_Edge_1_RB_Left_Mid_CH



B66_n2(5M)_DFT-s-OFDM_PI_2-BPSK_Outer_Full_High_CH

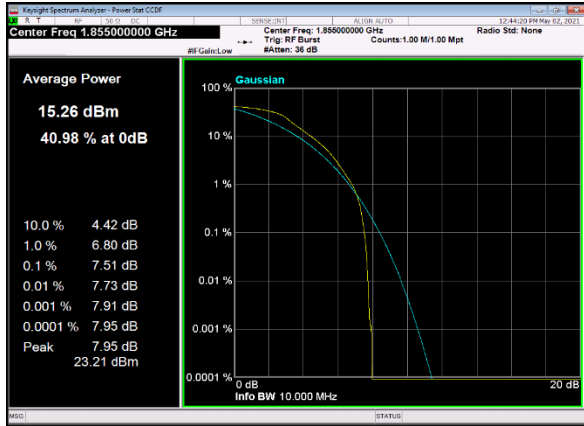


B66_n2(5M)_DFT-s-OFDM_PI_2-BPSK_Edge_1_RB_Left_High_CH

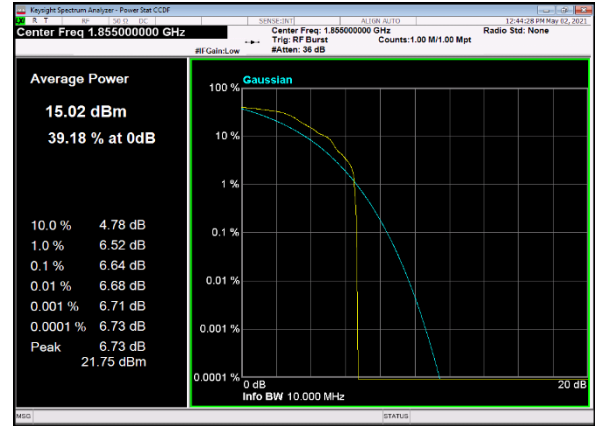




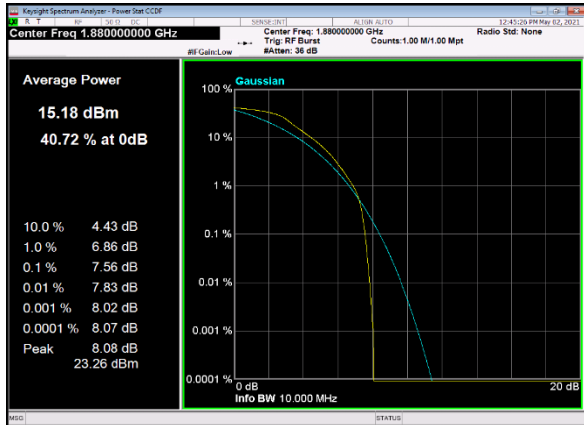
B66_n2(10M)_DFT-s-OFDM_PI_2-BPSK_Ou
ter_Full_Low_CH



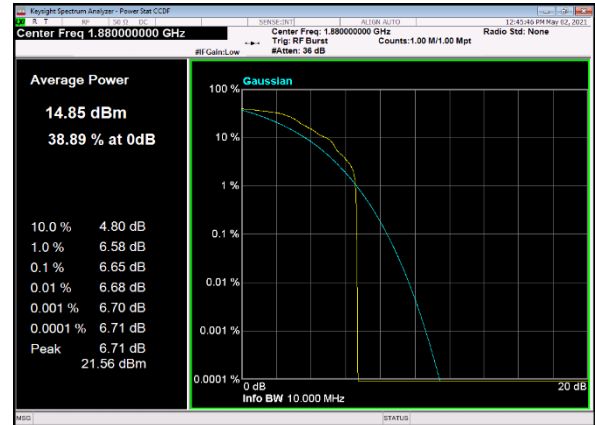
B66_n2(10M)_DFT-s-OFDM_PI_2-BPSK_Edge
1RB_Left_Low_CH



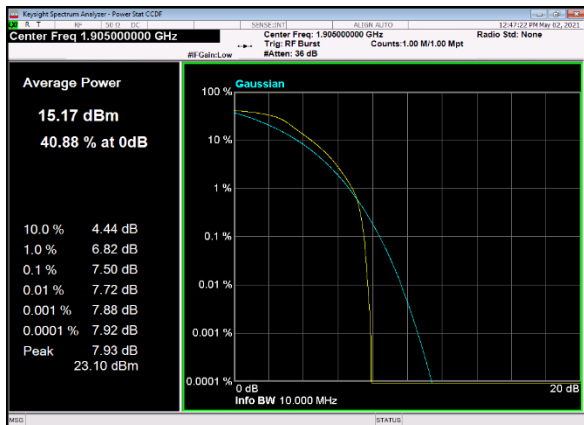
B66_n2(10M)_DFT-s-OFDM_PI_2-BPSK_Ou
ter_Full_Mid_CH



B66_n2(10M)_DFT-s-OFDM_PI_2-BPSK_Edge
1RB_Left_Mid_CH



B66_n2(10M)_DFT-s-OFDM_PI_2-BPSK_Ou
ter_Full_High_CH



B66_n2(10M)_DFT-s-OFDM_PI_2-BPSK_Edge
1RB_Left_High_CH

