

TECHNICAL REPORT



ISO/IEC17025 Accredited Lab.

Report No: FCC 131112-02
File reference No: 2013-12-03

Applicant: Reliance Communications LLC

Product: Tablet PC

Model No: R370H

Trademark: N/A

Test Standards: FCC Part 15 Subpart C, Paragraph 15.247

Test result: It is herewith confirmed and found to comply with the requirements set up by ANSI C63.4&FCC Part 15 Subpart C, Paragraph 15.247 regulations for the evaluation of electromagnetic compatibility

Approved By

Jack Chung

Jack Chung
Manager

Dated: December 03, 2013

Results appearing herein relate only to the sample tested

The technical reports is issued errors and omissions exempt and is subject to withdrawal at

SHENZHEN TIMEWAY TECHNOLOGY CONSULTING CO LTD

5/F,Block 4, Anhua Industrial Zone.,No.8 TaiRan Rd.CheGongMiao,FuTian District, Shenzhen,CHINA.

Tel (755) 83448688

Fax (755) 83442996



Special Statement:

The testing quality ability of our laboratory meet with "Quality Law of People's Republic of China" Clause 19.

The testing quality system of our laboratory meets with ISO/IEC-17025 requirements, which is approved by CNAS. This approval result is accepted by MRA of APLAC.

Our test facility is recognized, certified, or accredited by the following organizations:

CNAS-LAB Code: L2292

The EMC Laboratory has been assessed and in compliance with CNAS-CL01 accreditation criteria for testing Laboratories (identical to ISO/IEC 17025:1999 General Requirements) for the Competence of testing Laboratories.

FCC-Registration No.: 899988

The EMC Laboratory has been registered and fully described in a report filed with the (FCC) Federal Communications commission. The acceptance letter from the FCC is maintained in our files. Registration No.:899988.

IC- Registration No.: IC5205A-02

The EMC Laboratory has been registered and fully described in a report filed with the (IC) Industry Canada. The acceptance letter from the IC is maintained in our files. Registration No.: IC 5205A-02.



Test Report Conclusion
Content

1.0	General Details	4
1.1	Test Lab Details.....	4
1.2	Applicant Details.....	4
1.3	Description of EUT	4
1.4	Submitted Sample.....	4
1.5	Test Duration.....	4
1.6	Test Uncertainty.....	5
1.7	Test By.....	5
2.0	List of Measurement Equipment	6
3.0	Technical Details	7
3.1	Summary of Test Results.....	7
3.2	Test Standards.....	7
4.0	EUT Modification	7
5.0	Power Line Conducted Emission Test	8
5.1	Schematics of the Test.....	8
5.2	Test Method and Test Procedure.....	8
5.3	Configuration of the EUT.....	8
5.4	EUT Operating Condition	9
5.5	Conducted Emission Limit	9
5.6	Test Result	9
6.0	Radiated Emission test	12
6.1	Test Method and Test Procedure.....	12
6.2	Configuration of the EUT.....	12
6.3	EUT Operation Condition.....	12
6.4	Radiated Emission Limit.....	13
7.0	20dB Bandwidth Measurement.....	22
8.0	Maximum Peak Output Power.....	34
9.0	Carrier Frequency Separation.....	37
10.0	Number of Hopping Channel.....	41
11.0	Time of Occupancy (Dwell Time).....	45
12.0	Out of Band Measurement.....	57
13.0	Antenna Requirement.....	71
14.0	FCC Label.....	72
15.0	Photo of Test Setup and EUT View.....	73

The report refers only to the sample tested and does not apply to the bulk.

This report is issued in confidence to the client and it will be strictly treated as such by the Shenzhen Timeway Technology Consulting Co., Ltd. It may not be reproduced rather in its entirety or in part and it may not be used for advertising. The client to whom the report is issued may, however, show or send it, or a certified copy thereof prepared by the Shenzhen Timeway Technology Consulting Co., Ltd to his customer. Supplier or other persons directly concerned. Shenzhen Timeway Technology Consulting Co., Ltd will not, without the consent of the client enter into any discussion of correspondence with any third party concerning the contents of the report.

In the event of the improper use of the report, The Shenzhen Timeway Technology Consulting Co., Ltd reserves the rights to withdraw it and to adopt any other remedies which may be appropriate.



1.0 General Details

1.1 Test Lab Details

Name : SHENZHEN TIMEWAY TECHNOLOGY CONSULTING CO LTD
Address: 5/F,Block 4, Anhua Industrial Zone.,No.8 TaiRan Rd.CheGongMiao,FuTian District, Shenzhen,CHINA.
Telephone: (755) 83448688
Fax: (755) 83442996
Site on File with the Federal Communications Commission – United States
Registration Number: 899988
For 3m & 10 m OATS
Site Listed with Industry Canada of Ottawa, Canada
Registration Number: IC: 5205A-02
For 3m & 10 m OATS

1.2 Applicant Details

Applicant: Reliance Communications LLC
Address: 555 Wireless Blvd, Hauppauge, NY 11788
Telephone: 001 631-952-4800
Fax: 001 631-240-8436

1.3 Description of EUT

Product: Tablet PC
Manufacturer: Shenzhen Skyworth Wireless Technology Limited
Address: Unit3A01, Block A Skyworth Building, Gaoxin Ave.1.S., Nanshan District, Shenzhen, China.
Brand Name: N/A
Model Number: N/A
Additional Model Name R370H
Additional Trade Name N/A
Type of Modulation GFSK, $\pi/4$ QPSK, 8DPSK
Frequency range 2402-2480MHz
Number of Channel 79
Frequency Selection By software
Antenna type Integral Antenna used, the antenna gain is 2.0dBi
Input Voltage: DC3.7V powered by Lion-Battery
Power Supply: B110-050200-AdU Input: AC100-240V, 50/60Hz, 0.5A; Output: DC5V, 2A

1.4 Submitted Sample: 2 Samples

The report refers only to the sample tested and does not apply to the bulk.

This report is issued in confidence to the client and it will be strictly treated as such by the Shenzhen Timeway Technology Consulting Co.,Ltd. It may not be reproduced in its entirety or in part and it may not be used for advertising. The client to whom the report is issued may, however, show or send it or a certified copy thereof prepared by the Shenzhen Timeway Technology Consulting Co.,Ltd to his customer. Supplier or other persons directly concerned. Shenzhen Timeway Technology Consulting Co.,Ltd will not, without the consent of the client enter into any discussion of correspondence with any third party concerning the contents of the report.

In the event of the improper use of the report. The Shenzhen Timeway Technology Consulting Co.,Ltd reserves the rights to withdraw it and to adopt any other remedies which may be appropriate.



1.5 Test Duration: 2013-11-25 to 2013-12-02

1.6 Test Uncertainty

Conducted Emissions Uncertainty =3.6dB

Radiated Emissions Uncertainty =4.7dB

1.7 Test Engineer

A handwritten signature in black ink that reads 'Terry Tang'.

The sample tested by _____

Print Name: Terry Tang



2.0 Test Equipments					
Instrument Type	Manufacturer	Model	Serial No.	Date of Cal.	Due Date
ESPI Test Receiver	ROHDE&SCHWARZ	ESPI 3	100379	2013-08-23	2014-08-22
TWO Line-V-NETW	ROHDE&SCHWARZ	EZH3-Z5	100294	2013-08-23	2014-08-22
TWO Line-V-NETW	ROHDE&SCHWARZ	EZH3-Z5	100253	2013-08-23	2014-08-22
Ultra Broadband ANT	ROHDE&SCHWARZ	HL562	100157	2013-08-25	2014-08-24
ESDV Test Receiver	ROHDE&SCHWARZ	ESDV	100008	2013-08-23	2014-08-22
Impuls-Begrenzer	ROHDE&SCHWARZ	ESH3-Z2	100281	2013-08-24	2014-08-23
System Controller	CT	SC100	-	--	--
Printer	EPSON	PHOTO EX3	CFNH234850	--	--
Computer	IBM	8434	1S8434KCE99BLXL O*	-	-
Loop Antenna	EMCO	6502	00042960	2013-08-23	2014-08-22
ESPI Test Receiver	ROHDE&SCHWARZ	ESI26	838786/013	2013-08-23	2014-08-22
3m OATS	--	--	N/A	2013-08-22	2014-08-21
Horn Antenna	SCHWARZBECK	BBHA 9170	BBHA9170265	2013-08-24	2014-08-23
Horn Antenna	SCHWARZBECK	BBHA 9120D	9120D-631	2013-08-24	2014-08-23
Power meter	Anritsu	ML2487A	6K00003613	2013-08-24	2014-08-23
Power sensor	Anritsu	MA2491A	32263	2013-08-24	2014-08-23
Bilog Antenna	Schwarebeck	VULB9163	9163/340	2013-08-21	2014-08-20
LISN	AFJ	LS16C	10010947251	2013-08-21	2014-08-20
LISN (Three Phase)	Schwarebeck	NSLK 8126	8126453	2013-08-23	2014-08-22
9*6*6 Anechoic	--	--	N/A	2013-08-22	2014-08-21
EMI Test Receiver	RS	ESCS30	100139	2013-08-23	2014-08-22
LISN	AFJ	LS16C	10010947251	2013-08-23	2014-08-22
LISN (Three Phase)	Schwarebeck	NSLK 8126	8126453	2013-08-23	2014-08-22

2.1 Auxiliary Equipment

Name	Model No.	Serial No.	Manufacturer	Cable	FCC ID/DOC
TF Card	--	--	Kingston	--	--
Passive Earphone	--	--	--	--	--
LCD Monitor	PH2450	--	SAMSUNG	--	DOC

The report refers only to the sample tested and does not apply to the bulk.

This report is issued in confidence to the client and it will be strictly treated as such by the Shenzhen Timeway Technology Consulting Co., Ltd. It may not be reproduced rather in its entirety or in part and it may not be used for advertising. The client to whom the report is issued may, however, show or send it, or a certified copy thereof prepared by the Shenzhen Timeway Technology Consulting Co., Ltd to his customer. Supplier or others persons directly concerned. Shenzhen Timeway Technology Consulting Co., Ltd will not, without the consent of the client enter into any discussion of correspondence with any third party concerning the contents of the report.

In the event of the improper use of the report. The Shenzhen Timeway Technology Consulting Co., Ltd reserves the rights to withdraw it and to adopt any other remedies which may be appropriate.



3.0 Technical Details

3.1 Summary of test results

The EUT has been tested according to the following specifications:			
Requirement	CFR 47 Section	Result	Notes
Antenna Requirement	15.203, 15.247(b)(4)	PASS	Complies
Maximum Peak Out Power	15.247 (b)(1), (4)	PASS	Complies
Carrier Frequency Separation	15.247(a)(1)	PASS	Complies
20dB Channel Bandwidth	15.247 (a)(1)	PASS	Complies
Number of Hopping Channels	15.247(a)(iii), 15.247(b)(1)	PASS	Complies
Time of Occupancy (Dwell Time)	15.247(a)(iii)	PASS	Complies
Spurious Emission, Band Edge, and Restricted bands	15.247(d),15.205(a), 15.209 (a),15.109	PASS	Complies
Conducted Emissions	15.207(a), 15.107	PASS	Complies
RF Exposure	15.247(i), 1.1307(b)(1)	PASS	Complies

3.2 Test Standards

FCC Part 15 Subpart & Subpart C, Paragraph 15.247

4.0 EUT Modification

No modification by Shenzhen Timeway Technology Consulting Co., Ltd

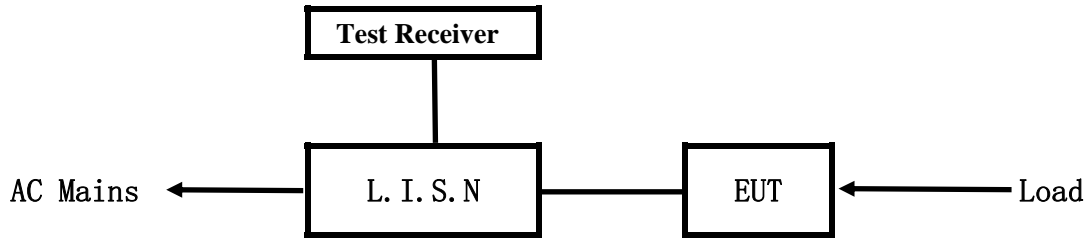
The report refers only to the sample tested and does not apply to the bulk.

This report is issued in confidence to the client and it will be strictly treated as such by the Shenzhen Timeway Technology Consulting Co., Ltd. It may not be reproduced in its entirety or in part and it may not be used for advertising. The client to whom the report is issued may, however, show or send it, or a certified copy thereof prepared by the Shenzhen Timeway Technology Consulting Co., Ltd to his customer. Supplier or other persons directly concerned. Shenzhen Timeway Technology Consulting Co., Ltd will not, without the consent of the client enter into any discussion of correspondence with any third party concerning the contents of the report.

In the event of the improper use of the report, The Shenzhen Timeway Technology Consulting Co., Ltd reserves the rights to withdraw it and to adopt any other remedies which may be appropriate.

5. Power Line Conducted Emission Test

5.1 Schematics of the test



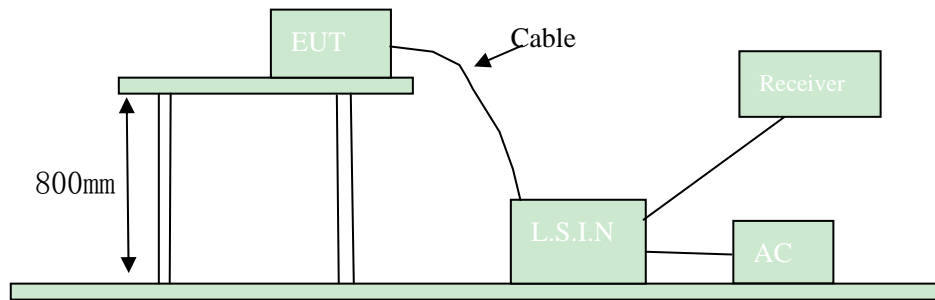
EUT: Equipment Under Test

5.2 Test Method and test Procedure

The EUT was tested according to ANSI C63.4-2003. The Frequency spectrum From 0.15MHz to 30MHz was investigated. The LISN used was 50ohm/50uH as specified by section 5.1 of ANSI C63.4 –2003.

Test Voltage: 120V~60Hz

Block diagram of Test setup



5.3 Configuration of The EUT

The EUT was configured according to ANSI C63.4-2003. All interface ports were connected to the appropriate peripherals. All peripherals and cables are listed below.

79 channels are provided to the EUT

The report refers only to the sample tested and does not apply to the bulk.

This report is issued in confidence to the client and it will be strictly treated as such by the Shenzhen Timeway Technology Consulting Co., Ltd. It may not be reproduced in its entirety or in part and it may not be used for advertising. The client to whom the report is issued may, however, show or send it, or a certified copy thereof prepared by the Shenzhen Timeway Technology Consulting Co., Ltd. to his customer, supplier or other persons directly concerned. Shenzhen Timeway Technology Consulting Co., Ltd. will not, without the consent of the client, enter into any discussion of correspondence with any third party concerning the contents of the report.

In the event of the improper use of the report, the Shenzhen Timeway Technology Consulting Co., Ltd. reserves the rights to withdraw it and to adopt any other remedies which may be appropriate.



A. EUT

Device	Manufacturer	Model	FCC ID
Tablet PC	Shenzhen Skyworth Wireless Technology Limited	R370H	2ABGH-R370H

B. Internal Device

Device	Manufacturer	Model	FCC ID/DOC
N/A			

C. Peripherals

Device	Manufacturer	Model	FCC ID/DOC	Cable
--	--	--	--	--
--	--	--	--	--

5.4 EUT Operating Condition

Operating condition is according to ANSI C63.4 -2003.

A Setup the EUT and simulators as shown on follow

B Enable AF signal and confirm EUT active to normal condition

5.5 Power line conducted Emission Limit according to Paragraph 15.107 ,15.207

Frequency (MHz)	Class A Limits (dB μ V)		Class B Limits (dB μ V)	
	Quasi-peak Level	Average Level	Quasi-peak Level	Average Level
0.15 ~ 0.50	79.0	66.0	66.0~56.0*	56.0~46.0*
0.50 ~ 5.00	73.0	60.0	56.0	46.0
5.00 ~ 30.00	73.0	60.0	60.0	50.0

- Notes: 1. *Decreasing linearly with logarithm of frequency.
2. The tighter limit shall apply at the transition frequencies

5.6 Test Results

The frequency spectrum from 0.15MHz to 30MHz was investigated. All reading are quasi-peak values with a resolution bandwidth of 9kHz.

The report refers only to the sample tested and does not apply to the bulk.
This report is issued in confidence to the client and it will be strictly treated as such by the Shenzhen Timeway Technology Consulting Co.,Ltd. It may not be reproduced rather in its entirety or in part and it may not be used for advertising. The client to whom the report is issued may, however, show or send it, or a certified copy thereof prepared by the Shenzhen Timeway Technology Consulting Co.,Ltd to his customer. Supplier or others persons directly concerned. Shenzhen Timeway Technology Consulting Co.,Ltd will not, without the consent of the client enter into any discussion of correspondence with any third party concerning the contents of the report.
In the event of the improper use of the report. The Shenzhen Timeway Technology Consulting Co.,Ltd reserves the rights to withdraw it and to adopt any other remedies which may be appropriate.



A: Conducted Emission on Live Terminal (150kHz to 30MHz)

EUT Operating Environment

Temperature: 26°C Humidity: 65%RH Atmospheric Pressure: 101 KPa

EUT set Condition: Charging and Keep Bluetooth Transmitting

Equipment Level: Class B

Results: PASS

Please refer to following diagram for individual



Frequency (MHz)	Line	Reading(dBµV)		Limit(dBµV)	
		Quasi-peak	Average	Quasi-peak	Average
0.418	Live	34.68	11.18	57.47	47.47
0.484	Live	40.95	16.95	56.26	46.26
0.874	Live	35.27	8.57	56.00	46.00

The report refers only to the sample tested and does not apply to the bulk.
 This report is issued in confidence to the client and it will be strictly treated as such by the Shenzhen Timeway Technology Consulting Co.,Ltd. It may not be reproduced in its entirety or in part and it may not be used for advertising. The client to whom the report is issued may, however, show or send it, or a certified copy thereof prepared by the Shenzhen Timeway Technology Consulting Co.,Ltd to his customer. Supplier or other persons directly concerned. Shenzhen Timeway Technology Consulting Co.,Ltd will not, without the consent of the client enter into any discussion of correspondence with any third party concerning the contents of the report.
 In the event of the improper use of the report. The Shenzhen Timeway Technology Consulting Co.,Ltd reserves the rights to withdraw it and to adopt any other remedies which may be appropriate.



B: Conducted Emission on Neutral Terminal (150kHz to 30MHz)

EUT Operating Environment

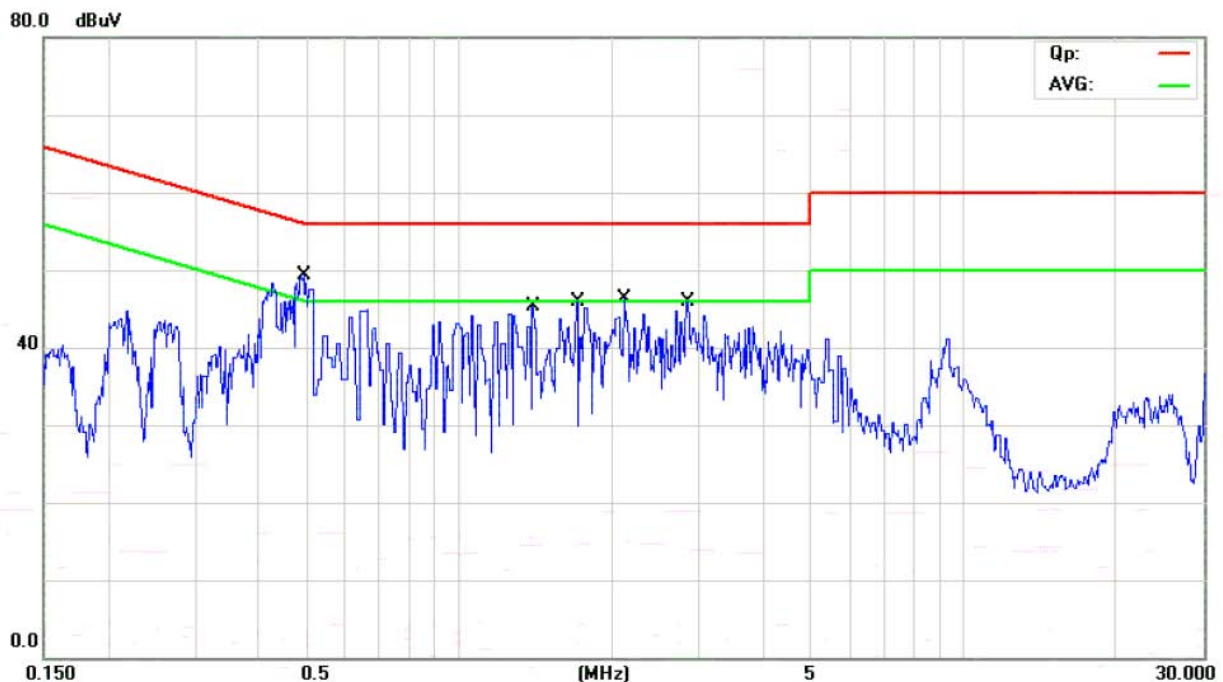
Temperature: 26°C Humidity: 65%RH Atmospheric Pressure: 101 KPa

EUT set Condition: Charging and Keep Bluetooth Transmitting

Equipment Level: Class B

Results: Pass

Please refer to following diagram for individual



Frequency (MHz)	Line	Reading(dBμV)		Limit(dBμV)	
		Quasi-peak	Average	Quasi-peak	Average
0.488	Neutral	38.66	21.06	56.19	46.19
1.404	Neutral	32.06	12.56	56.00	46.00
1.711	Neutral	33.88	14.48	56.00	46.00
2.127	Neutral	33.95	14.95	56.00	46.00
2.835	Neutral	33.83	16.13	56.00	46.00

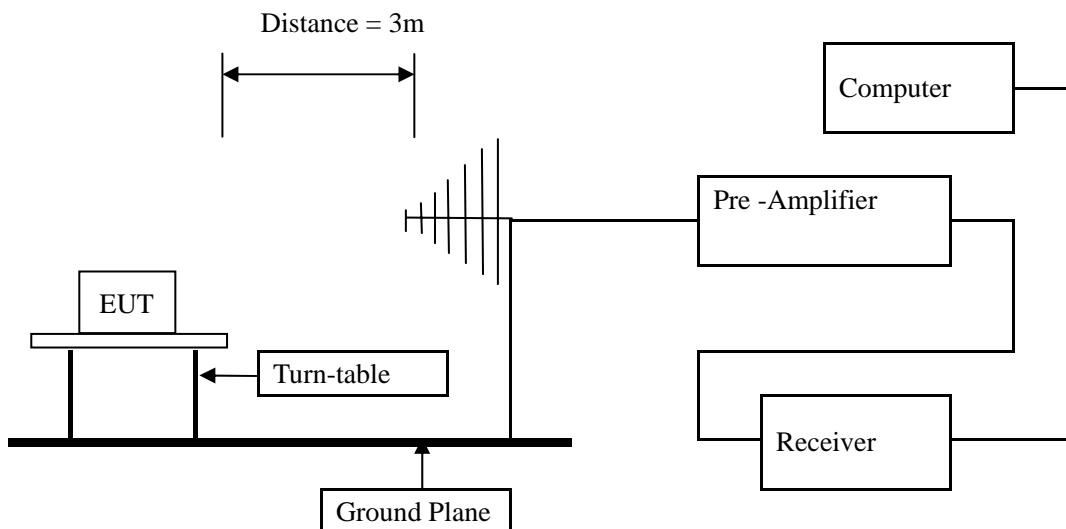
The report refers only to the sample tested and does not apply to the bulk.
 This report is issued in confidence to the client and it will be strictly treated as such by the Shenzhen Timeway Technology Consulting Co.,Ltd. It may not be reproduced in its entirety or in part and it may not be used for advertising. The client to whom the report is issued may, however, show or send it, or a certified copy thereof prepared by the Shenzhen Timeway Technology Consulting Co.,Ltd to his customer. Supplier or other persons directly concerned. Shenzhen Timeway Technology Consulting Co.,Ltd will not, without the consent of the client enter into any discussion of correspondence with any third party concerning the contents of the report.
 In the event of the improper use of the report. The Shenzhen Timeway Technology Consulting Co.,Ltd reserves the rights to withdraw it and to adopt any other remedies which may be appropriate.

6 Radiated Emission Test

6.1 Test Method and test Procedure:

- (1) The EUT was tested according to ANSI C63.4 –2003. The radiated test was performed at Timeway Laboratory. This site is on file with the FCC laboratory division, Registration No.899988
- (2) The EUT, peripherals were put on the turntable which table size is 1m x 1.5 m, table high 0.8 m. All set up is according to ANSI C63.4-2003.
- (3) The frequency spectrum from 30 MHz to 1 GHz was investigated. All readings from 30 MHz to 1 GHz are quasi-peak values with a resolution bandwidth of 120 kHz. For measurement above 1GHz, peak values with RBW=VBW=1MHz and PK detector. AV value with RBW=1MHz, VBW=10Hz and PK detector. Measurements were made at 3 meters.
- (4) The antenna high is varied from 1 m to 4 m high to find the maximum emission for each frequency.
- (5) Maximizing procedure was performed on the six (6) highest emissions to ensure EUT compliance is with all installation combinations. All data was recorded in the peak detection mode. Quasi-peak readings was performed only when an emission was found to be marginal (within -4 dB of specification limit), and are distinguished with a "QP" in the data table.
- (6) The antenna polarization : Vertical polarization and Horizontal polarization.

Block diagram of Test setup



6.2 Configuration of The EUT

Same as section 5.3 of this report

6.3 EUT Operating Condition

Same as section 5.4 of this report.

The report refers only to the sample tested and does not apply to the bulk.

This report is issued in confidence to the client and it will be strictly treated as such by the Shenzhen Timeway Technology Consulting Co., Ltd. It may not be reproduced in its entirety or in part and it may not be used for advertising. The client to whom the report is issued may, however, show or send it, or a certified copy thereof prepared by the Shenzhen Timeway Technology Consulting Co., Ltd. to his customer. Supplier or other persons directly concerned. Shenzhen Timeway Technology Consulting Co., Ltd. will not, without the consent of the client enter into any discussion of correspondence with any third party concerning the contents of the report.

In the event of the improper use of the report, the Shenzhen Timeway Technology Consulting Co., Ltd. reserves the rights to withdraw it and to adopt any other remedies which may be appropriate.



6.4 Radiated Emission Limit

All emission from a digital device, including any network of conductors and apparatus connected thereto, shall not exceed the level of field strength specified below:

Frequencies in restricted band are complied to limit on Paragraph 15.109. 15.209

Frequency Range (MHz)	Distance (m)	Field strength (dB μ V/m)
30-88	3	40.0
88-216	3	43.5
216-960	3	46.0
Above 960	3	54.0

- Note:
1. RF Voltage (dBuV) = 20 log RF Voltage (uV)
 2. In the Above Table, the higher limit applies at the band edges.
 3. Distance refers to the distance in meters between the measuring instrument antenna and the EUT
 4. This is a handheld device. The radiated emissions should be tested under 3-axes position (Lying, Side, and Stand), After pre-test. It was found that the worse radiated emission was get at the lying position.
 5. After pre-scanning, **GFSK** was the worse case. The test data of this mode was recorded.



Test result

General Radiated Emission Data and Harmonics Radiated Emission Data

Radiated Emission In Horizontal/ In Vertical (30MHz----1000MHz)

EUT set Condition: Charging and Keep Bluetooth Transmitting

Results: Pass

Frequency (MHz)	Level@3m (dB μ V/m)	Antenna Polarity	Limit@3m (dB μ V/m)
256.040	39.03	H	46.00
192.000	34.86	H	43.50
320.040	34.87	H	46.00
128.000	34.10	H	43.50
576.040	37.71	V	46.00
192.000	32.67	V	43.50
52.280	31.81	V	40.00
128.080	34.69	V	43.50

The report refers only to the sample tested and does not apply to the bulk.

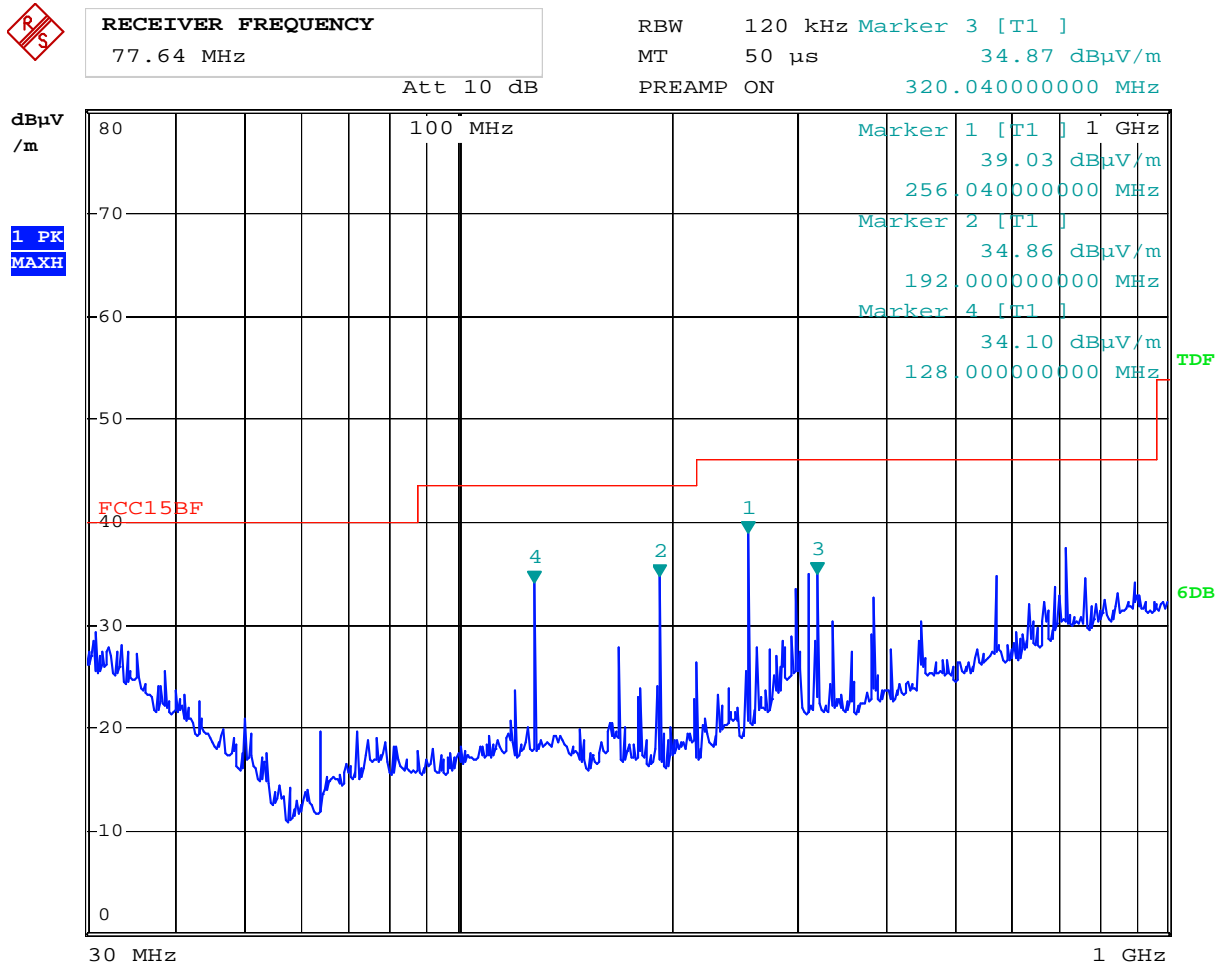
This report is issued in confidence to the client and it will be strictly treated as such by the Shenzhen Timeway Technology Consulting Co., Ltd. It may not be reproduced in its entirety or in part and it may not be used for advertising. The client to whom the report is issued may, however, show or send it, or a certified copy thereof prepared by the Shenzhen Timeway Technology Consulting Co., Ltd. to his customer, supplier or other persons directly concerned. Shenzhen Timeway Technology Consulting Co., Ltd. will not, without the consent of the client, enter into any discussion of correspondence with any third party concerning the contents of the report.

In the event of the improper use of the report, the Shenzhen Timeway Technology Consulting Co., Ltd. reserves the rights to withdraw it and to adopt any other remedies which may be appropriate.



Test Figure:

H

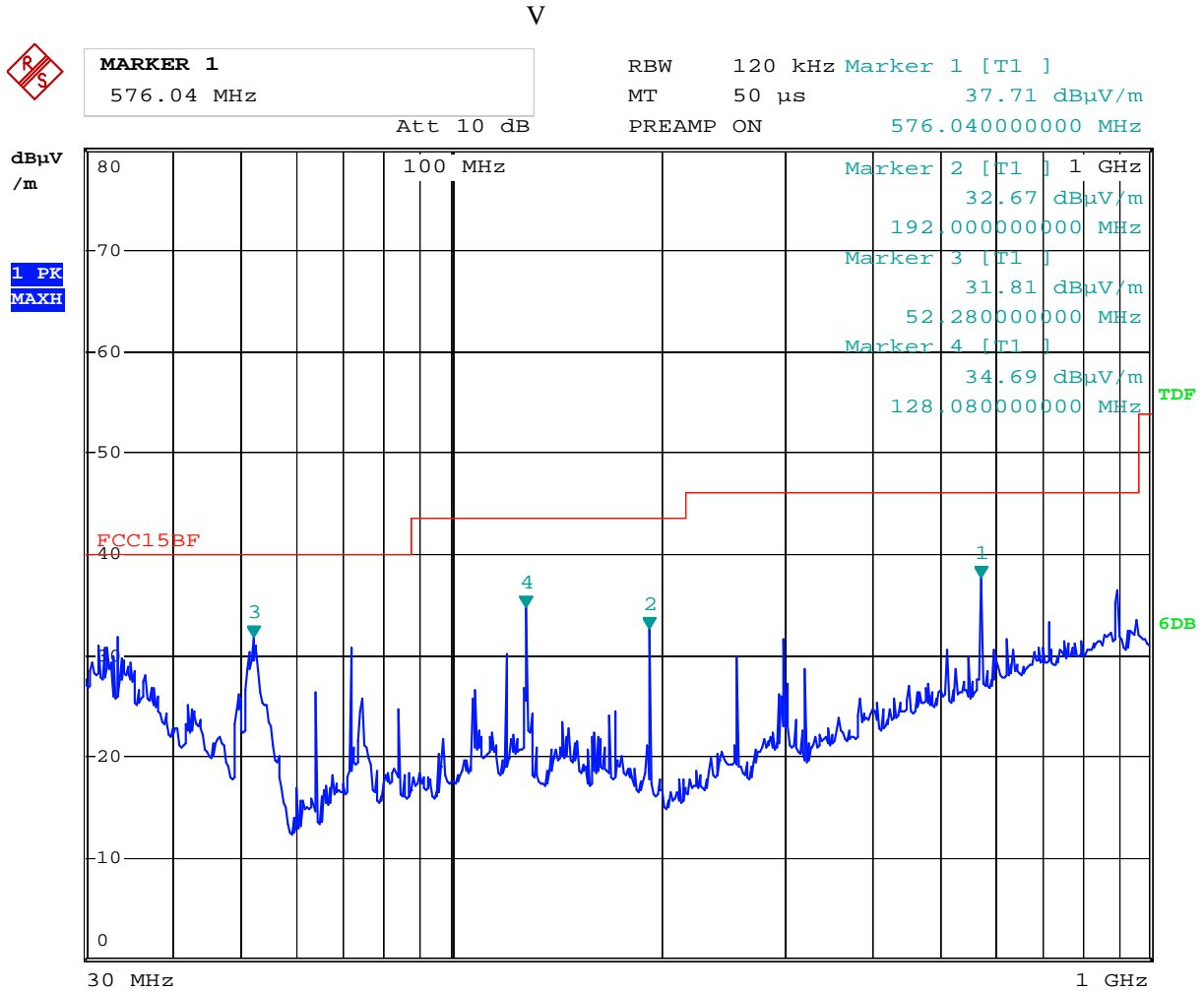


Date: 2.DEC.2013 17:37:39

The report refers only to the sample tested and does not apply to the bulk.
This report is issued in confidence to the client and it will be strictly treated as such by the Shenzhen Timeway Technology Consulting Co.,Ltd. It may not be reproduced in its entirety or in part and it may not be used for advertising. The client to whom the report is issued may, however, show or send it, or a certified copy thereof prepared by the Shenzhen Timeway Technology Consulting Co.,Ltd to his customer. Supplier or other persons directly concerned. Shenzhen Timeway Technology Consulting Co.,Ltd will not, without the consent of the client enter into any discussion of correspondence with any third party concerning the contents of the report.
In the event of the improper use of the report. The Shenzhen Timeway Technology Consulting Co.,Ltd reserves the rights to withdraw it and to adopt any other remedies which may be appropriate.



Test Figure:



Date: 2.DEC.2013 17:39:35

The report refers only to the sample tested and does not apply to the bulk.
 This report is issued in confidence to the client and it will be strictly treated as such by the Shenzhen Timeway Technology Consulting Co.,Ltd. It may not be reproduced rather in its entirety or in part and it may not be used for advertising. The client to whom the report is issued may, however, show or send it or a certified copy thereof prepared by the Shenzhen Timeway Technology Consulting Co.,Ltd to his customer. Supplier or other persons directly concerned. Shenzhen Timeway Technology Consulting Co.,Ltd will not, without the consent of the client enter into any discussion of correspondence with any third party concerning the contents of the report.
 In the event of the improper use of the report. The Shenzhen Timeway Technology Consulting Co.,Ltd reserves the rights to withdraw it and to adopt any other remedies which may be appropriate.



Operation Mode: Transmitting under Low Channel (2402MHz)

Frequency (MHz)	Level@3m (dB μ V/m)	Antenna Polarity	Limit@3m (dB μ V/m)
2402	89.42 (PK)	H	Fundamental Frequency
2402	89.37 (PK)	V	
4804	--	H	74(Peak)/ 54(AV)
4804	--	V	74(Peak)/ 54(AV)
7206	--	H/V	74(Peak)/ 54(AV)
9608	--	H/V	74(Peak)/ 54(AV)
12010	--	H/V	74(Peak)/ 54(AV)
14412	--	H/V	74(Peak)/ 54(AV)
16814	--	H/V	74(Peak)/ 54(AV)
19216	--	H/V	74(Peak)/ 54(AV)
21618	--	H/V	74(Peak)/ 54(AV)
24020	--	H/V	74(Peak)/ 54(AV)

- Note: 1. Level = Reading + AF + Cable - Preamp + Filter - Dist, Margin = Level - Limit
2. Remark "---" means that the emissions level is too low to be measured

Operation Mode: Transmitting under Middle Channel (2441MHz)

Frequency (MHz)	Level@3m (dB μ V/m)	Antenna Polarity	Limit@3m (dB μ V/m)
2441	88.36 (PK)	H	Fundamental Frequency
2441	88.36 (PK)	V	
4882	--	H	74(Peak)/ 54(AV)
4882	--	V	74(Peak)/ 54(AV)
7323	--	H/V	74(Peak)/ 54(AV)
9764	--	H/V	74(Peak)/ 54(AV)
12205	--	H/V	74(Peak)/ 54(AV)
14646	--	H/V	74(Peak)/ 54(AV)
17087	--	H/V	74(Peak)/ 54(AV)
19528	--	H/V	74(Peak)/ 54(AV)
21969	--	H/V	74(Peak)/ 54(AV)
24410	--	H/V	74(Peak)/ 54(AV)

- Note: 1. Level = Reading + AF + Cable - Preamp + Filter - Dist, Margin = Level - Limit
2. Remark "---" means that the emissions level is too low to be measured

The report refers only to the sample tested and does not apply to the bulk.
This report is issued in confidence to the client and it will be strictly treated as such by the Shenzhen Timeway Technology Consulting Co., Ltd. It may not be reproduced in its entirety or in part and it may not be used for advertising. The client to whom the report is issued may, however, show or send it, or a certified copy thereof prepared by the Shenzhen Timeway Technology Consulting Co., Ltd to his customer. Supplier or other persons directly concerned. Shenzhen Timeway Technology Consulting Co., Ltd will not, without the consent of the client enter into any discussion of correspondence with any third party concerning the contents of the report.
In the event of the improper use of the report. The Shenzhen Timeway Technology Consulting Co., Ltd reserves the rights to withdraw it and to adopt any other remedies which may be appropriate.



Operation Mode: Transmitting under High Channel (2480MHz)

Frequency (MHz)	Level@3m (dB μ V/m)	Antenna Polarity	Limit@3m (dB μ V/m)
2480	90.48 (PK)	H	Fundamental Frequency
2480	90.32 (PK)	V	
4960	--	H	74(Peak)/ 54(AV)
4960	--	V	74(Peak)/ 54(AV)
7440	--	H/V	74(Peak)/ 54(AV)
9920	--	H/V	74(Peak)/ 54(AV)
12400	--	H/V	74(Peak)/ 54(AV)
14880	--	H/V	74(Peak)/ 54(AV)
17360	--	H/V	74(Peak)/ 54(AV)
19840	--	H/V	74(Peak)/ 54(AV)
22320	--	H/V	74(Peak)/ 54(AV)
24800	--	H/V	74(Peak)/ 54(AV)

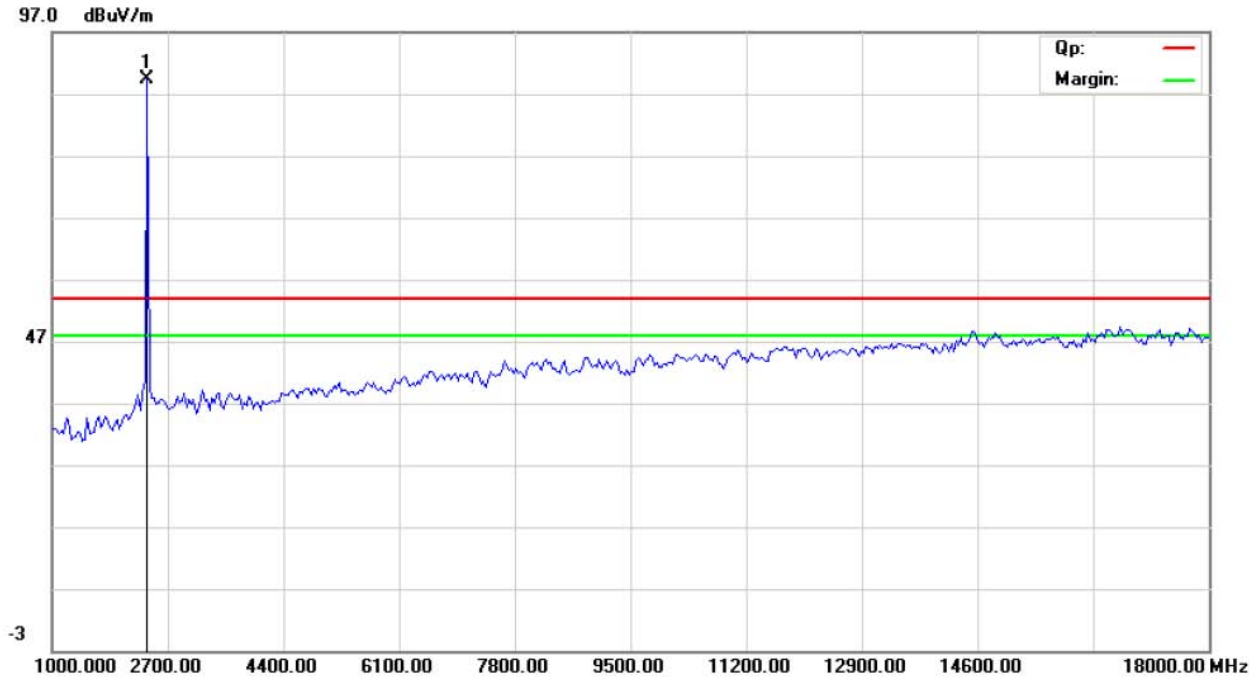
- Note: 1. Level = Reading + AF + Cable - Preamp + Filter - Dist, Margin = Level - Limit
 2. Remark "---" means that the emissions level is too low to be measured

The report refers only to the sample tested and does not apply to the bulk.
 This report is issued in confidence to the client and it will be strictly treated as such by the Shenzhen Timeway Technology Consulting Co., Ltd. It may not be reproduced in its entirety or in part and it may not be used for advertising. The client to whom the report is issued may, however, show or send it, or a certified copy thereof prepared by the Shenzhen Timeway Technology Consulting Co., Ltd. to his customer, supplier or other persons directly concerned. Shenzhen Timeway Technology Consulting Co., Ltd. will not, without the consent of the client, enter into any discussion of correspondence with any third party concerning the contents of the report.
 In the event of the improper use of the report, the Shenzhen Timeway Technology Consulting Co., Ltd. reserves the rights to withdraw it and to adopt any other remedies which may be appropriate.

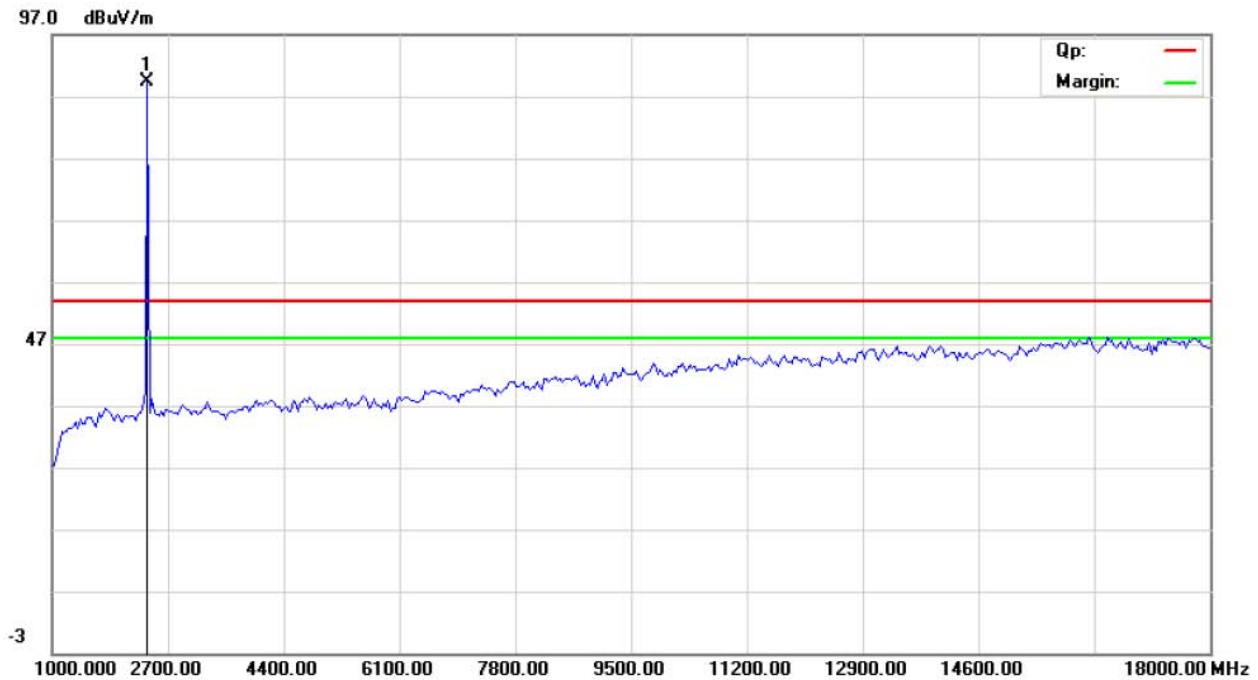


Please refer to the following test plots for details:

Low Channel: Horizontal



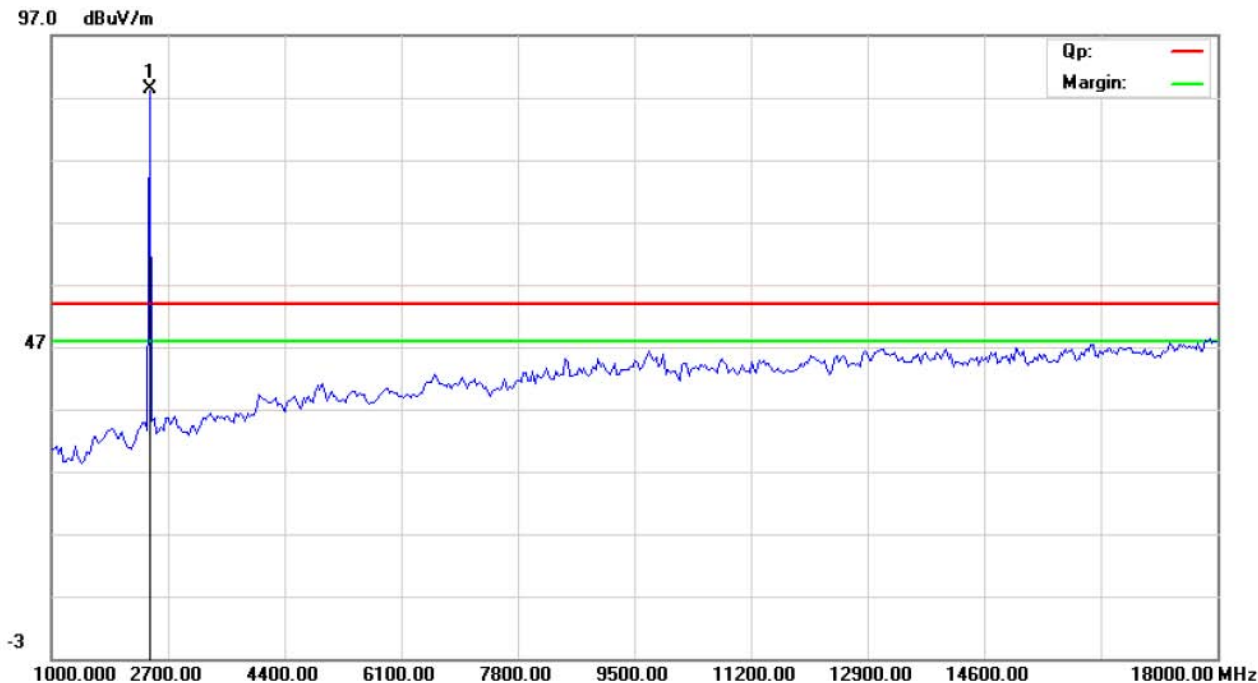
Low Channel : Vertical



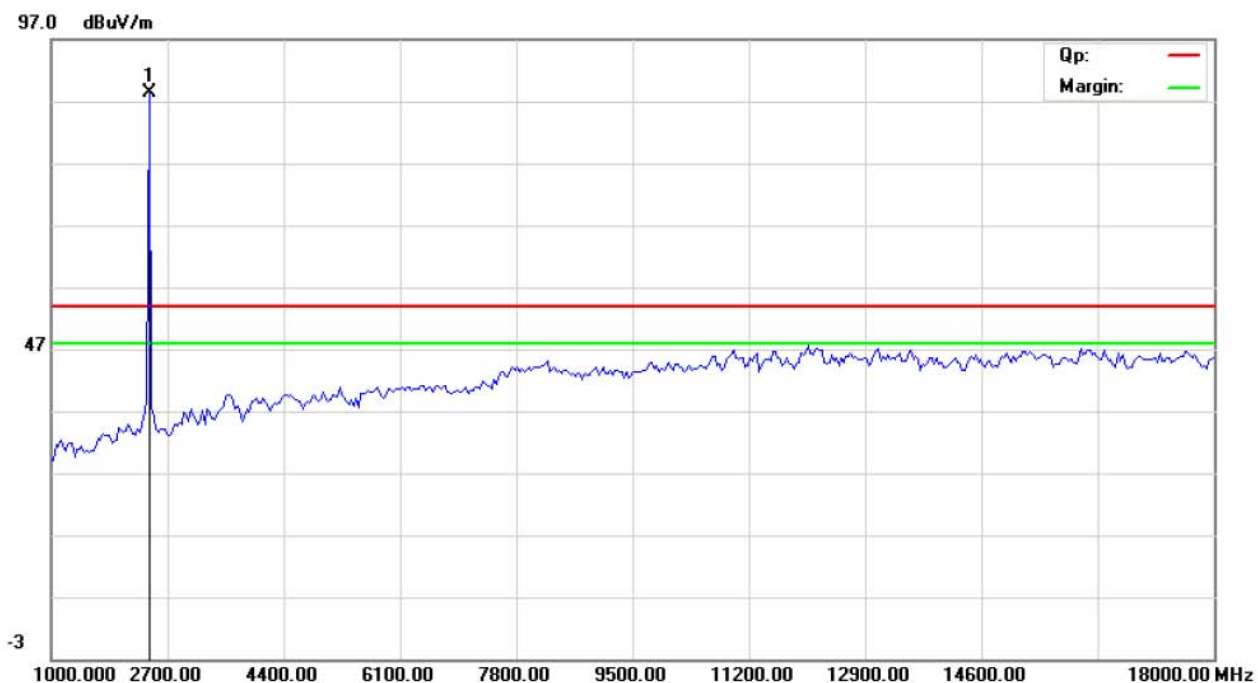
The report refers only to the sample tested and does not apply to the bulk.
This report is issued in confidence to the client and it will be strictly treated as such by the Shenzhen Timeway Technology Consulting Co., Ltd. It may not be reproduced in its entirety or in part and it may not be used for advertising. The client to whom the report is issued may, however, show or send it, or a certified copy thereof prepared by the Shenzhen Timeway Technology Consulting Co., Ltd. to his customer, supplier or other persons directly concerned. Shenzhen Timeway Technology Consulting Co., Ltd. will not, without the consent of the client, enter into any discussion of correspondence with any third party concerning the contents of the report.
In the event of the improper use of the report, the Shenzhen Timeway Technology Consulting Co., Ltd. reserves the rights to withdraw it and to adopt any other remedies which may be appropriate.



Middle Channel : Horizontal



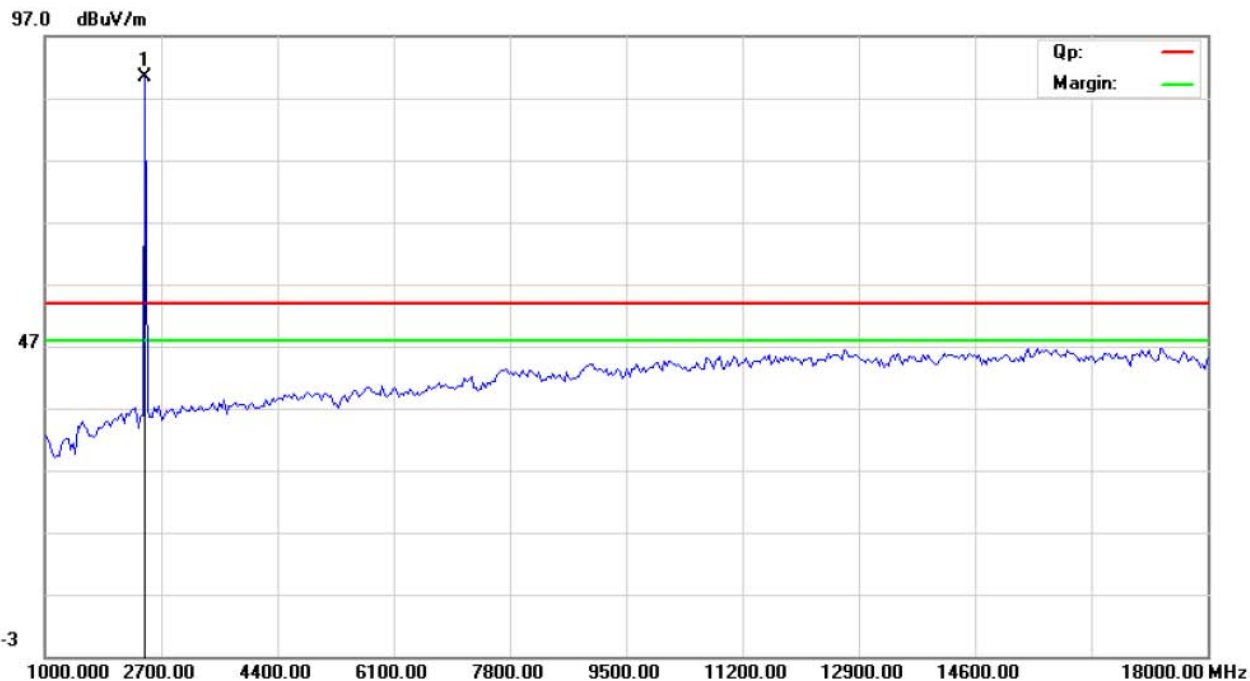
Middle Channel : Vertical



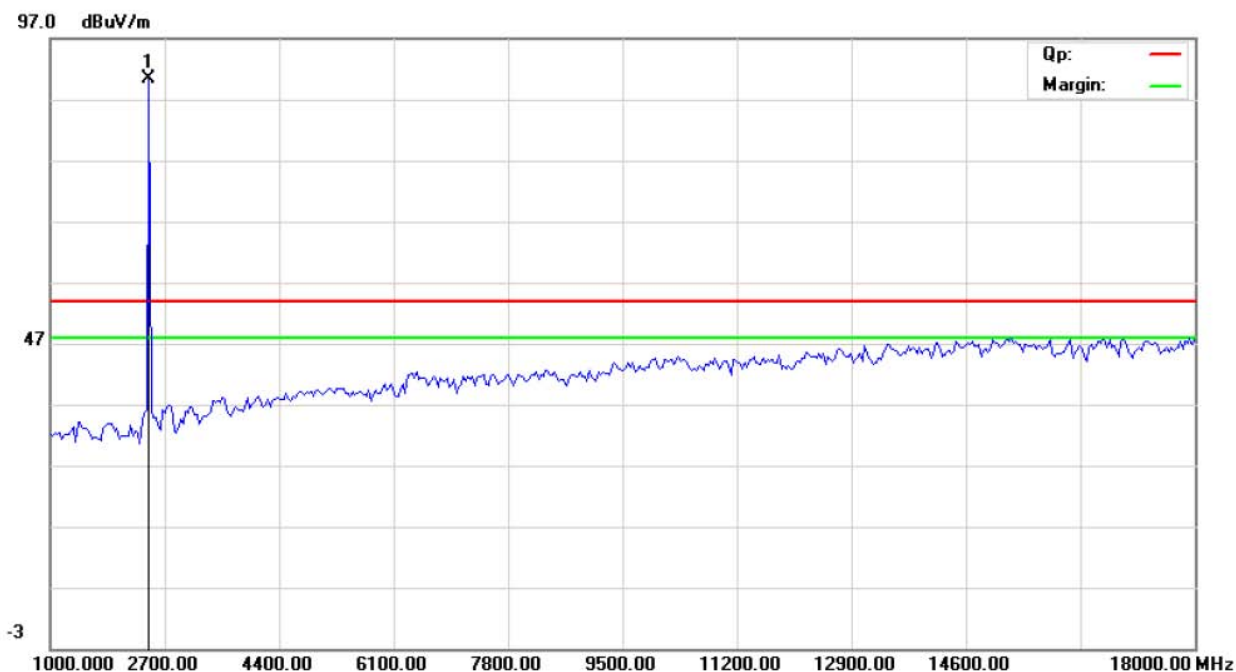
The report refers only to the sample tested and does not apply to the bulk.
This report is issued in confidence to the client and it will be strictly treated as such by the Shenzhen Timeway Technology Consulting Co., Ltd. It may not be reproduced rather in its entirety or in part and it may not be used for advertising. The client to whom the report is issued may, however, show or send it, or a certified copy thereof prepared by the Shenzhen Timeway Technology Consulting Co., Ltd. to his customer, supplier or other persons directly concerned. Shenzhen Timeway Technology Consulting Co., Ltd. will not, without the consent of the client enter into any discussion of correspondence with any third party concerning the contents of the report.
In the event of the improper use of the report, The Shenzhen Timeway Technology Consulting Co., Ltd reserves the rights to withdraw it and to adopt any other remedies which may be appropriate.



High Channel : Horizontal



High Channel : Vertical



Note: for the radiated emissions above 18G, it is the floor noise.

The report refers only to the sample tested and does not apply to the bulk.
This report is issued in confidence to the client and it will be strictly treated as such by the Shenzhen Timeway Technology Consulting Co.,Ltd. It may not be reproduced rather in its entirety or in part and it may not be used for advertising. The client to whom the report is issued may, however, show or send it . or a certified copy there of prepared by the Shenzhen Timeway Technology Consulting co.,Ltd to his customer. Supplier or others persons directly concerned. Shenzhen Timeway Technology Consulting co.,Ltd will not, without the consent of the client enter into any discussion of correspondence with any third party concerning the contents of the report.
In the event of the improper use of the report. The Shenzhen Timeway Technology Consulting co.,Ltd reserves the rights to withdraw it and to adopt any other remedies which may be appropriate.



7.0 20dB Bandwidth Measurement

7.1 Regulation

Intentional radiators operating under the alternative provisions to the general emission limits, as contained in §§ 15.217 through 15.257 and in Subpart E of this part, must be designed to ensure that the 20 dB bandwidth of the emission, or whatever bandwidth may otherwise be specified in the specific rule section under which the equipment operates, is contained within the frequency band designated in the rule section under which the equipment is operated.

7.2 Limits of 20dB Bandwidth Measurement

N/A

7.3 Test Procedure.

1. Check the calibration of the measuring instrument (spectrum analyzer) using either an internal calibrator or a known signal from an external generator.
2. Set the spectrum analyzer as follows: Span =5MHz, VBW =30kHz, RBW=100kHz, Sweep = auto Detector function = peak ,Trace = max hold
3. Measure the highest amplitude appearing on spectral display and record the level to calculate results. 6. Repeat above procedures until all frequencies measured were complete.

7.4 Test Result

Type of Modulation: GFSK

EUT	Tablet PC		Model	R370H
Mode	Keep Transmitting		Input Voltage	DC3.7V
Temperature	24 deg. C,		Humidity	56% RH
Channel	Channel Frequency (MHz)	20 dB Bandwidth (kHz)	Maximum Limit (kHz)	Pass/ Fail
Low	2402	852	--	Pass
Middle	2441	894	--	Pass
High	2480	882	--	Pass

The report refers only to the sample tested and does not apply to the bulk.

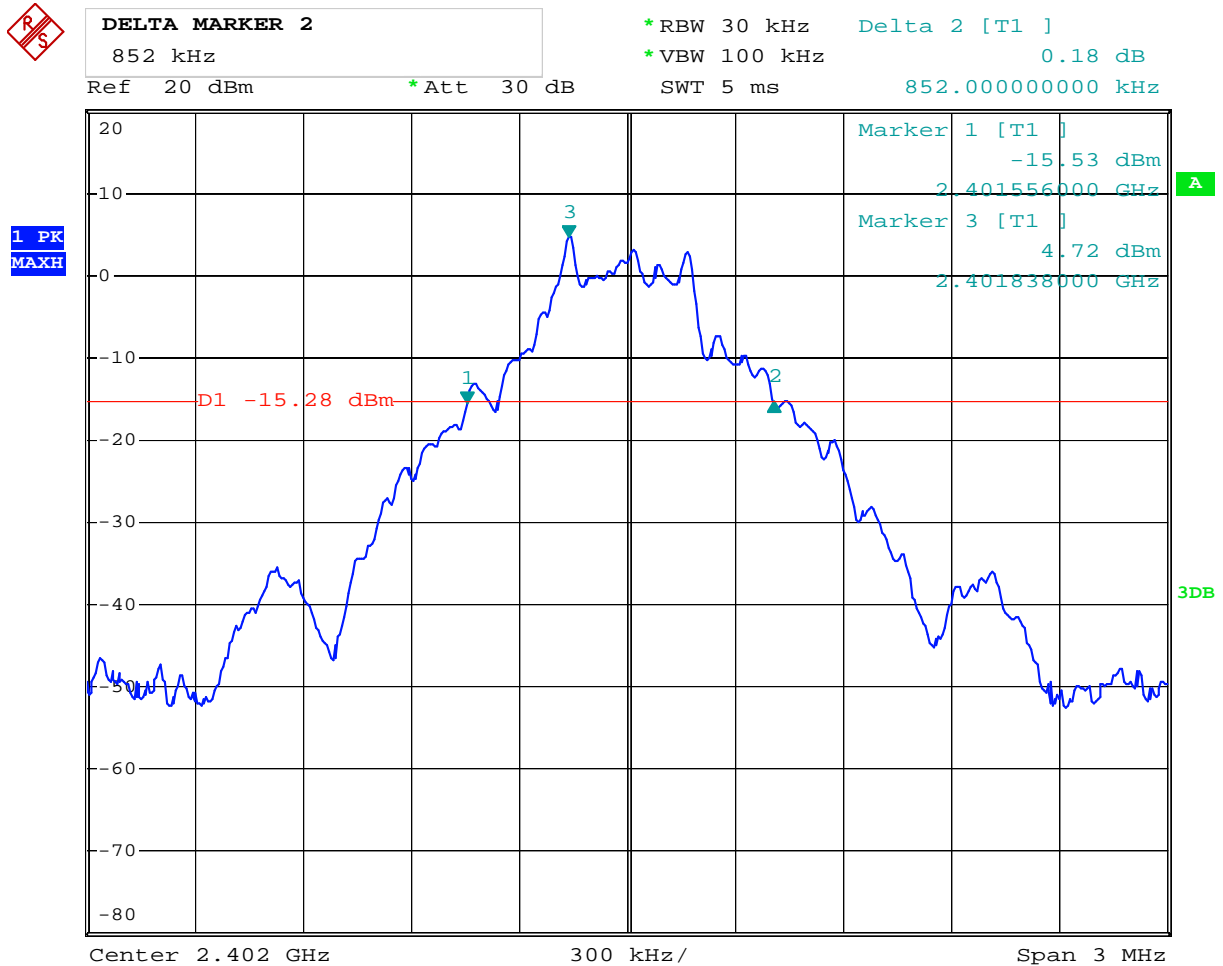
This report is issued in confidence to the client and it will be strictly treated as such by the Shenzhen Timeway Technology Consulting Co.,Ltd. It may not be reproduced rather in its entirety or in part and it may not be used for advertising. The client to whom the report is issued may, however, show or send it or a certified copy thereof prepared by the Shenzhen Timeway Technology Consulting Co.,Ltd to his customer. Supplier or others persons directly concerned. Shenzhen Timeway Technology Consulting Co.,Ltd will not, without the consent of the client enter into any discussion of correspondence with any third party concerning the contents of the report.

In the event of the improper use of the report. The Shenzhen Timeway Technology Consulting Co.,Ltd reserves the rights to withdraw it and to adopt any other remedies which may be appropriate.



Test Figure:

1. Condition: Low Channel



Date: 29.NOV.2013 15:49:48

The report refers only to the sample tested and does not apply to the bulk.
 This report is issued in confidence to the client and it will be strictly treated as such by the Shenzhen Timeway Technology Consulting Co.,Ltd. It may not be reproduced rather in its entirety or in part and it may not be used for advertising. The client to whom the report is issued may, however, show or send it . or a certified copy there of prepared by the Shenzhen Timeway Technology Consulting co.,Ltd to his customer. Supplier or others persons directly concerned. Shenzhen Timeway Technology Consulting co.,Ltd will not, without the consent of the client enter into any discussion of correspondence with any third party concerning the contents of the report.
 In the event of the improper use of the report. The Shenzhen Timeway Technology Consulting co.,Ltd reserves the rights to withdraw it and to adopt any other remedies which may be appropriate.

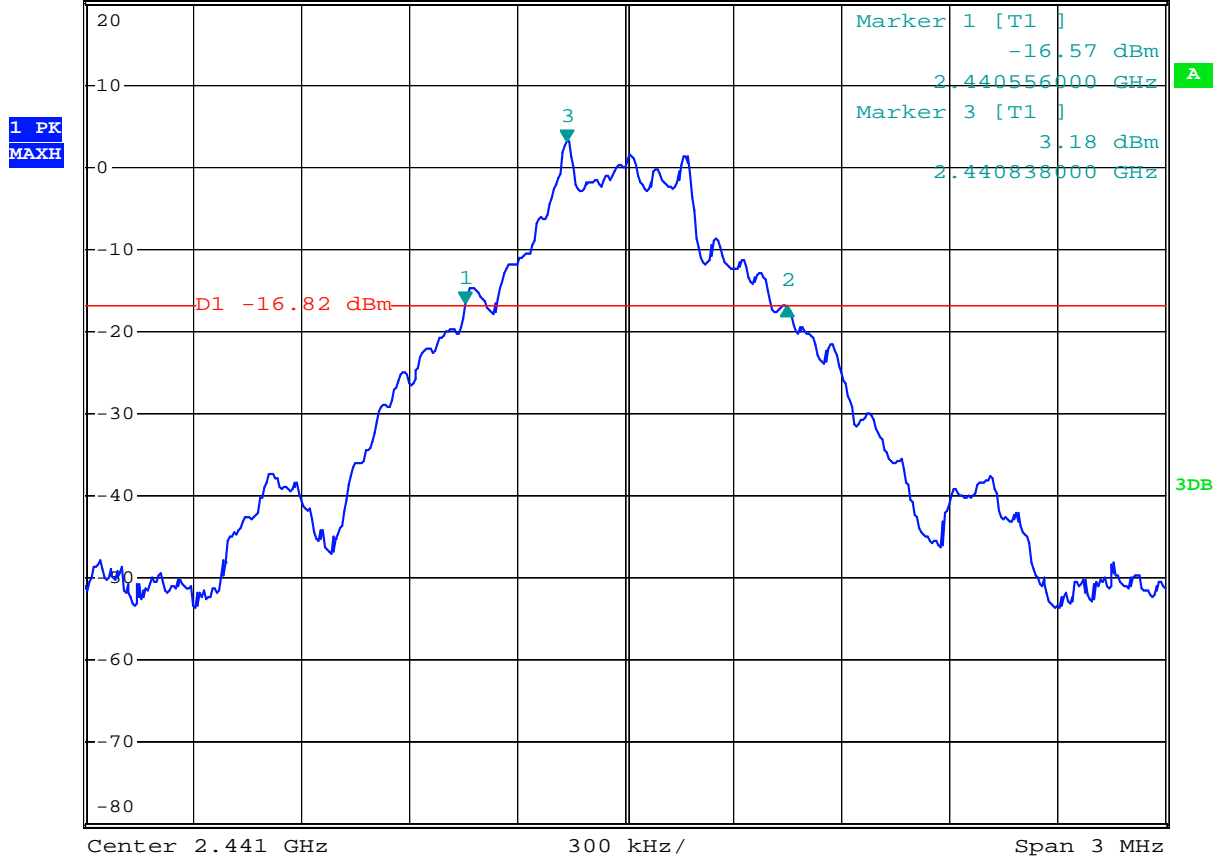


2. Condition: Middle Channel



DELTA MARKER 2
 894 kHz
 Ref 20 dBm * Att 30 dB

*RBW 30 kHz Delta 2 [T1]
 *VBW 100 kHz -0.42 dB
 SWT 5 ms 894.000000000 kHz

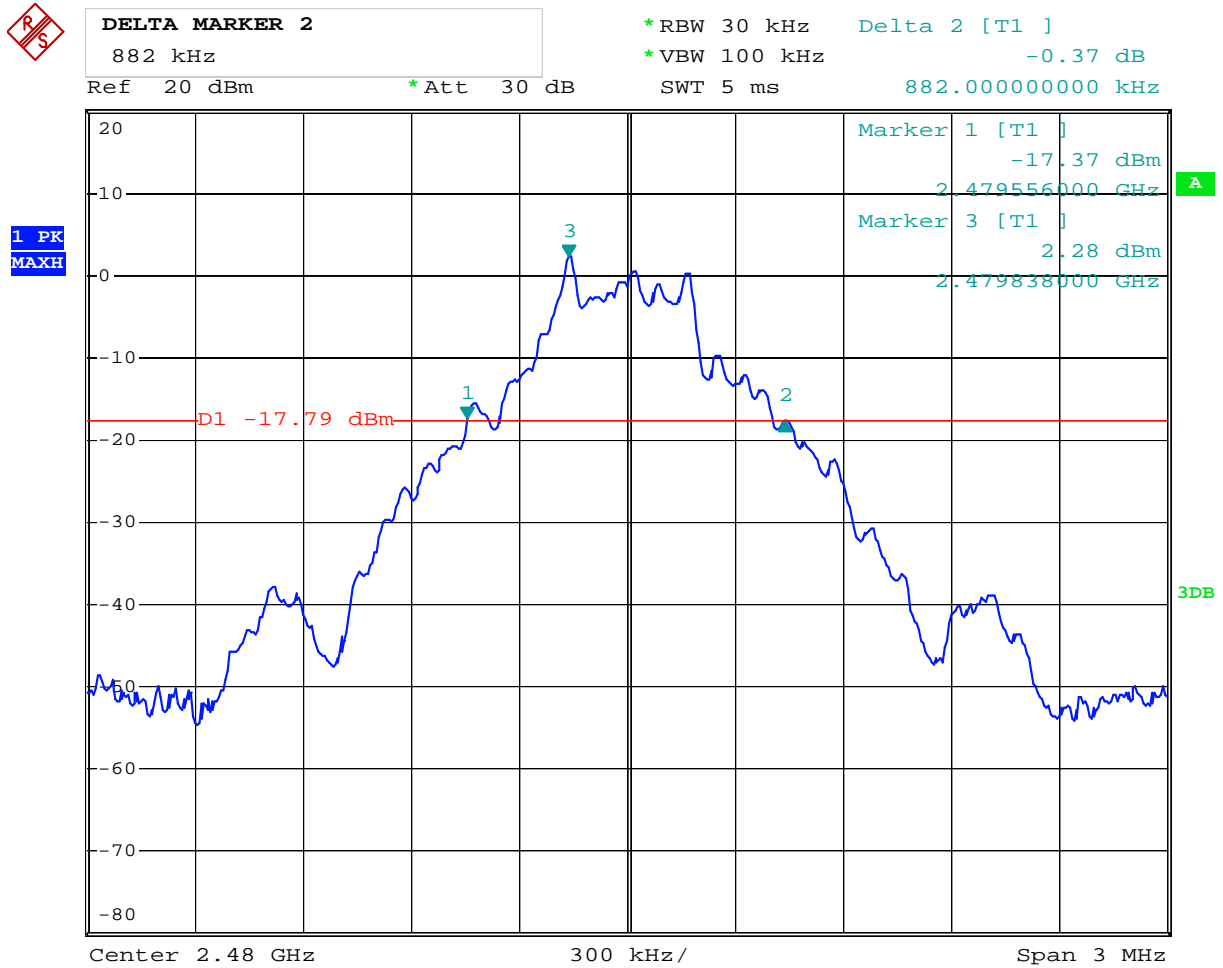


Date: 29.NOV.2013 15:52:23

The report refers only to the sample tested and does not apply to the bulk.
 This report is issued in confidence to the client and it will be strictly treated as such by the Shenzhen Timeway Technology Consulting Co.,Ltd. It may not be reproduced rather in its entirety or in part and it may not be used for advertising. The client to whom the report is issued may, however, show or send it, or a certified copy thereof prepared by the Shenzhen Timeway Technology Consulting Co.,Ltd to his customer. Supplier or other persons directly concerned. Shenzhen Timeway Technology Consulting Co.,Ltd will not, without the consent of the client enter into any discussion of correspondence with any third party concerning the contents of the report.
 In the event of the improper use of the report. The Shenzhen Timeway Technology Consulting Co.,Ltd reserves the rights to withdraw it and to adopt any other remedies which may be appropriate.



3. High Channel



Date: 29.NOV.2013 15:53:34

The report refers only to the sample tested and does not apply to the bulk.
 This report is issued in confidence to the client and it will be strictly treated as such by the Shenzhen Timeway Technology Consulting Co.,Ltd. It may not be reproduced rather in its entirety or in part and it may not be used for advertising. The client to whom the report is issued may, however, show or send it . or a certified copy there of prepared by the Shenzhen Timeway Technology Consulting co.,Ltd to his customer. Supplier or others persons directly concerned. Shenzhen Timeway Technology Consulting co.,Ltd will not, without the consent of the client enter into any discussion of correspondence with any third party concerning the contents of the report.
 In the event of the improper use of the report. The Shenzhen Timeway Technology Consulting co.,Ltd reserves the rights to withdraw it and to adopt any other remedies which may be appropriate.



Test Result

Type of Modulation: $\pi/4$ QPSK

EUT	Tablet PC		Model	R370H
Mode	Keep Transmitting		Input Voltage	DC3.7V
Temperature	24 deg. C,		Humidity	56% RH
Channel	Channel Frequency (MHz)	20 dB Bandwidth (kHz)	Maximum Limit (kHz)	Pass/ Fail
Low	2402	1134	--	Pass
Middle	2441	1140	--	Pass
High	2480	1128	--	Pass

The report refers only to the sample tested and does not apply to the bulk.
 This report is issued in confidence to the client and it will be strictly treated as such by the Shenzhen Timeway Technology Consulting Co.,Ltd. It may not be reproduced rather in its entirety or in part and it may not be used for advertising. The client to whom the report is issued may, however, show or send it or a certified copy thereof prepared by the Shenzhen Timeway Technology Consulting Co.,Ltd to his customer. Supplier or others persons directly concerned. Shenzhen Timeway Technology Consulting Co.,Ltd will not, without the consent of the client enter into any discussion of correspondence with any third party concerning the contents of the report.
 In the event of the improper use of the report. The Shenzhen Timeway Technology Consulting Co.,Ltd reserves the rights to withdraw it and to adopt any other remedies which may be appropriate.



Test Figure:

1. Condition: Low Channel



Date: 29.NOV.2013 16:43:05

The report refers only to the sample tested and does not apply to the bulk.
 This report is issued in confidence to the client and it will be strictly treated as such by the Shenzhen Timeway Technology Consulting Co.,Ltd. It may not be reproduced rather in its entirety or in part and it may not be used for advertising. The client to whom the report is issued may, however, show or send it . or a certified copy there of prepared by the Shenzhen Timeway Technology Consulting co.,Ltd to his customer. Supplier or others persons directly concerned. Shenzhen Timeway Technology Consulting co.,Ltd will not, without the consent of the client enter into any discussion of correspondence with any third party concerning the contents of the report.
 In the event of the improper use of the report. The Shenzhen Timeway Technology Consulting co.,Ltd reserves the rights to withdraw it and to adopt any other remedies which may be appropriate.



2. Condition: Middle Channel



DELTA MARKER 2
 1.14 MHz
 Ref 20 dBm *Att 30 dB

*RBW 30 kHz Delta 2 [T1]
 *VBW 100 kHz 0.13 dB
 SWT 5 ms 1.140000000 MHz

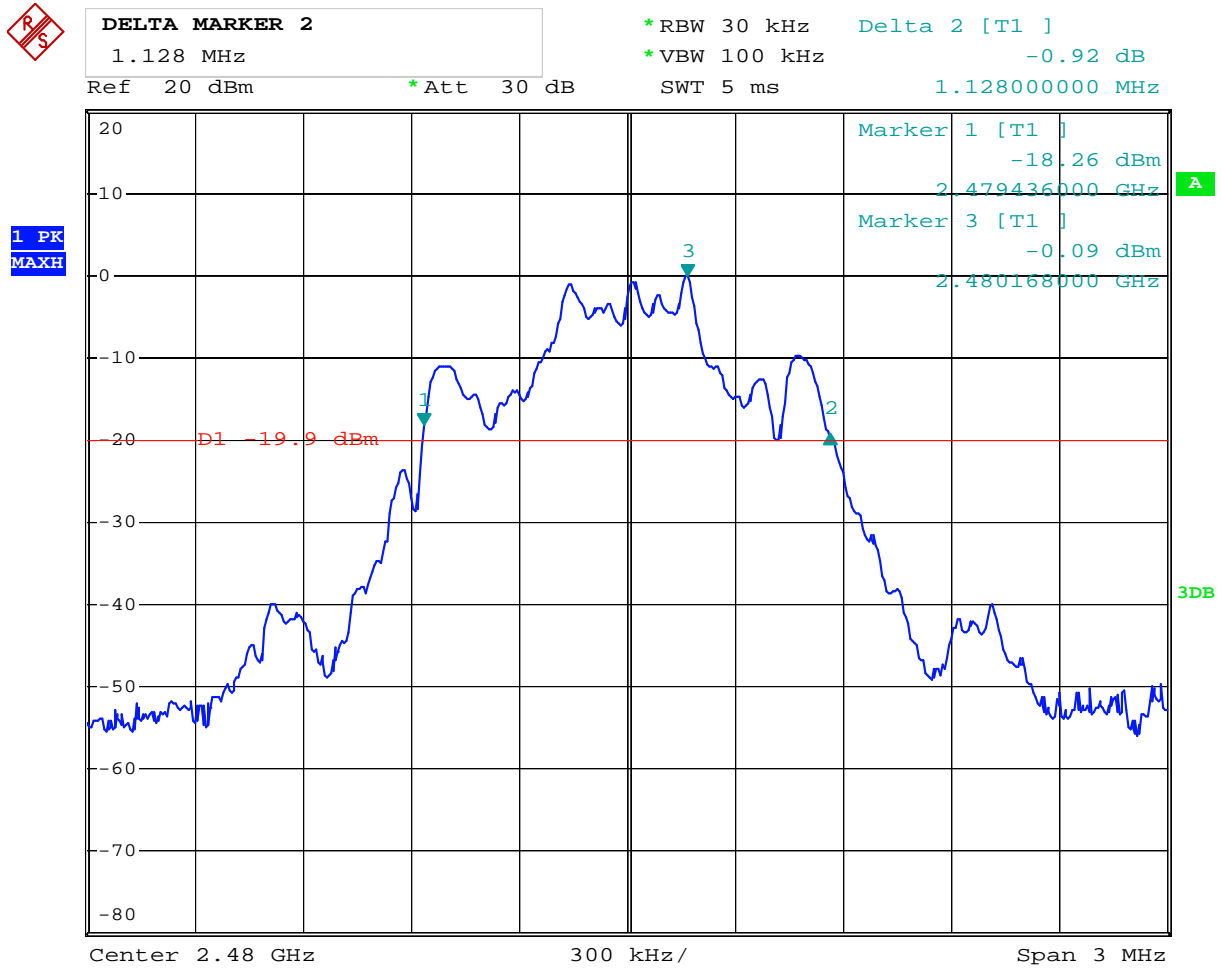


Date: 29.NOV.2013 16:45:05

The report refers only to the sample tested and does not apply to the bulk.
 This report is issued in confidence to the client and it will be strictly treated as such by the Shenzhen Timeway Technology Consulting Co.,Ltd. It may not be reproduced rather in its entirety or in part and it may not be used for advertising. The client to whom the report is issued may, however, show or send it, or a certified copy thereof prepared by the Shenzhen Timeway Technology Consulting Co.,Ltd to his customer. Supplier or other persons directly concerned. Shenzhen Timeway Technology Consulting Co.,Ltd will not, without the consent of the client enter into any discussion of correspondence with any third party concerning the contents of the report.
 In the event of the improper use of the report. The Shenzhen Timeway Technology Consulting Co.,Ltd reserves the rights to withdraw it and to adopt any other remedies which may be appropriate.



3. High Channel



Date: 29.NOV.2013 16:47:21

The report refers only to the sample tested and does not apply to the bulk.
 This report is issued in confidence to the client and it will be strictly treated as such by the Shenzhen Timeway Technology Consulting Co.,Ltd. It may not be reproduced rather in its entirety or in part and it may not be used for advertising. The client to whom the report is issued may, however, show or send it . or a certified copy there of prepared by the Shenzhen Timeway Technology Consulting co.,Ltd to his customer. Supplier or others persons directly concerned. Shenzhen Timeway Technology Consulting co.,Ltd will not, without the consent of the client enter into any discussion of correspondence with any third party concerning the contents of the report.
 In the event of the improper use of the report. The Shenzhen Timeway Technology Consulting co.,Ltd reserves the rights to withdraw it and to adopt any other remedies which may be appropriate.



Test Result

Type of Modulation: 8DPSK

EUT	Tablet PC		Model	R370H
Mode	Keep Transmitting		Input Voltage	DC3.7V
Temperature	24 deg. C,		Humidity	56% RH
Channel	Channel Frequency (MHz)	20 dB Bandwidth (kHz)	Maximum Limit (kHz)	Pass/ Fail
Low	2402	1152	--	Pass
Middle	2441	1152	--	Pass
High	2480	1140	--	Pass

The report refers only to the sample tested and does not apply to the bulk.

This report is issued in confidence to the client and it will be strictly treated as such by the Shenzhen Timeway Technology Consulting Co., Ltd. It may not be reproduced in its entirety or in part and it may not be used for advertising. The client to whom the report is issued may, however, show or send it, or a certified copy thereof prepared by the Shenzhen Timeway Technology Consulting Co., Ltd. to his customer, supplier or other persons directly concerned. Shenzhen Timeway Technology Consulting Co., Ltd. will not, without the consent of the client, enter into any discussion of correspondence with any third party concerning the contents of the report.

In the event of the improper use of the report, the Shenzhen Timeway Technology Consulting Co., Ltd. reserves the rights to withdraw it and to adopt any other remedies which may be appropriate.



Test Figure:

1. Condition: Low Channel



Date: 29.NOV.2013 16:51:47

The report refers only to the sample tested and does not apply to the bulk.
 This report is issued in confidence to the client and it will be strictly treated as such by the Shenzhen Timeway Technology Consulting Co.,Ltd. It may not be reproduced rather in its entirety or in part and it may not be used for advertising. The client to whom the report is issued may, however, show or send it . or a certified copy there of prepared by the Shenzhen Timeway Technology Consulting co.,Ltd to his customer. Supplier or others persons directly concerned. Shenzhen Timeway Technology Consulting co.,Ltd will not, without the consent of the client enter into any discussion of correspondence with any third party concerning the contents of the report.
 In the event of the improper use of the report. The Shenzhen Timeway Technology Consulting co.,Ltd reserves the rights to withdraw it and to adopt any other remedies which may be appropriate.



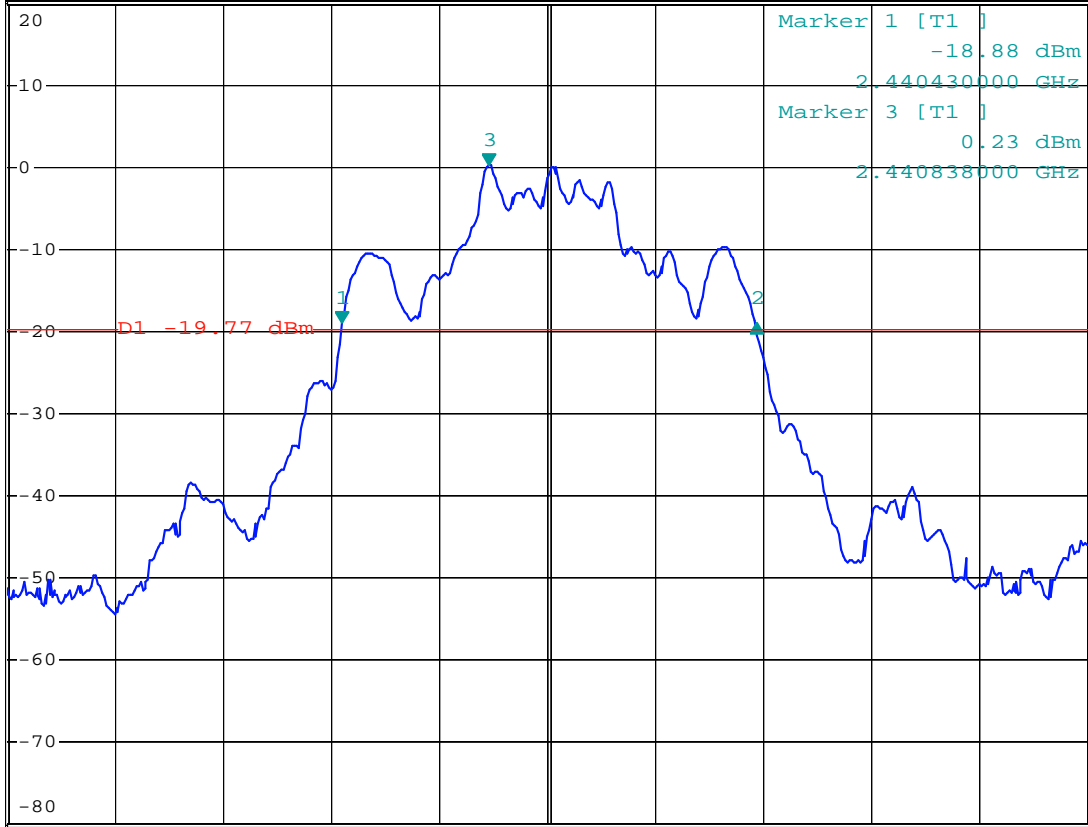
2. Condition: Middle Channel



DELTA MARKER 2
 1.152 MHz
 Ref 20 dBm *Att 30 dB

*RBW 30 kHz Delta 2 [T1]
 *VBW 100 kHz -0.03 dB
 SWT 5 ms 1.152000000 MHz

1 PK
 MAXH



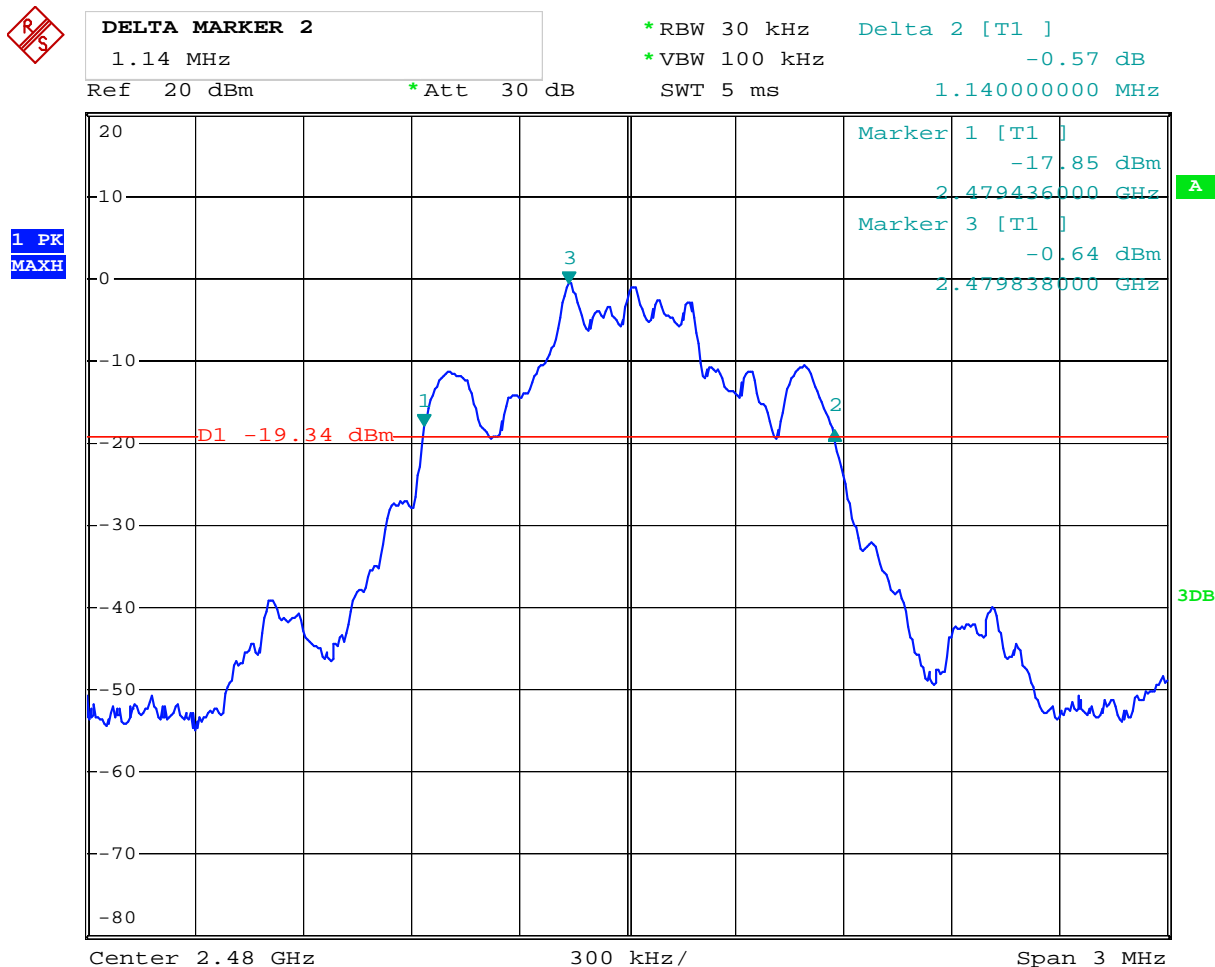
Center 2.441 GHz 300 kHz/ Span 3 MHz

Date: 29.NOV.2013 16:50:52

The report refers only to the sample tested and does not apply to the bulk.
 This report is issued in confidence to the client and it will be strictly treated as such by the Shenzhen Timeway Technology Consulting Co.,Ltd. It may not be reproduced rather in its entirety or in part and it may not be used for advertising. The client to whom the report is issued may, however, show or send it, or a certified copy thereof prepared by the Shenzhen Timeway Technology Consulting Co.,Ltd to his customer. Supplier or others persons directly concerned. Shenzhen Timeway Technology Consulting Co.,Ltd will not, without the consent of the client enter into any discussion of correspondence with any third party concerning the contents of the report.
 In the event of the improper use of the report. The Shenzhen Timeway Technology Consulting Co.,Ltd reserves the rights to withdraw it and to adopt any other remedies which may be appropriate.



3. High Channel



Date: 29.NOV.2013 16:49:13

The report refers only to the sample tested and does not apply to the bulk.
 This report is issued in confidence to the client and it will be strictly treated as such by the Shenzhen Timeway Technology Consulting Co., Ltd. It may not be reproduced rather in its entirety or in part and it may not be used for advertising. The client to whom the report is issued may, however, show or send it, or a certified copy thereof prepared by the Shenzhen Timeway Technology Consulting Co., Ltd to his customer. Supplier or others persons directly concerned. Shenzhen Timeway Technology Consulting Co., Ltd will not, without the consent of the client enter into any discussion of correspondence with any third party concerning the contents of the report.
 In the event of the improper use of the report. The Shenzhen Timeway Technology Consulting Co., Ltd reserves the rights to withdraw it and to adopt any other remedies which may be appropriate.



8. Maximum Peak Output Power

8.1 Regulation

According to §15.247(b)(1), for frequency hopping systems operating in the 2400-2483.5 MHz band employing at least 75 non-overlapping hopping channels, and all frequency hopping systems in the 5725-5850 MHz band: 1 watt. For all other frequency hopping systems in the 2400-2483.5MHz band:0.125 watts. According to §15.247(b)(4), the conducted output power limit specified in paragraph (b) of this section is based on the use of antennas with directional gains that do not exceed 6 dBi. Except as shown in paragraph (c) of this section, if transmitting antennas of directional gain greater than 6 dBi are used, the conducted output power from the intentional radiator shall be reduced below the stated values in paragraphs (b)(1), (b)(2), and (b)(3) of this section, as appropriate, by the amount in dB that the directional gain of the antenna exceeds 6 dBi.

8.2 Limits of Maximum Peak Output Power

The Maximum Peak Output Power Measurement is 30dBm.

8.3 Test Procedure

1. Check the calibration of the measuring instrument (spectrum analyzer) using either an internal calibrator or a known signal from an external generator.
2. Set the spectrum analyzer as follows: Span = approximately 5 times the 20 dB bandwidth, centered on a hopping channel; RBW > the 20 dB bandwidth of the emission being measured; VBW = RBW=3MHz; Sweep = auto; Detector function = peak; Trace = max hold
3. Measure the highest amplitude appearing on spectral display and record the level to calculate results.
4. Repeat above procedures until all frequencies measured were complete.

The report refers only to the sample tested and does not apply to the bulk.

This report is issued in confidence to the client and it will be strictly treated as such by the Shenzhen Timeway Technology Consulting Co.,Ltd. It may not be reproduced in its entirety or in part and it may not be used for advertising. The client to whom the report is issued may, however, show or send it, or a certified copy thereof prepared by the Shenzhen Timeway Technology Consulting Co.,Ltd to his customer. Supplier or other persons directly concerned. Shenzhen Timeway Technology Consulting Co.,Ltd will not, without the consent of the client enter into any discussion of correspondence with any third party concerning the contents of the report.

In the event of the improper use of the report. The Shenzhen Timeway Technology Consulting Co.,Ltd reserves the rights to withdraw it and to adopt any other remedies which may be appropriate.



8.4 Test Results

Type of Modulation: GFSK

EUT	Tablet PC		Model	R370H
Mode	Keep Transmitting		Input Voltage	DC3.7V
Temperature	24 deg. C,		Humidity	56% RH
Channel	Channel Frequency (MHz)	Peak Power Output (dBm)	Peak Power Limit (dBm)	Pass/ Fail
Low	2402	7.03	30	Pass
Middle	2441	5.56	30	Pass
High	2480	4.68	30	Pass

Note: 1. the result basic equation calculation as follow:

$$\text{Peak Power Output} = \text{Peak Power Reading} + \text{Cable loss} + \text{Attenuator}$$

2. Worse case was recorded

Type of Modulation: 11/4QPSK

EUT	Tablet PC		Model	R370H
Mode	Keep Transmitting		Input Voltage	DC3.7V
Temperature	24 deg. C,		Humidity	56% RH
Channel	Channel Frequency (MHz)	Peak Power Output (dBm)	Peak Power Limit (dBm)	Pass/ Fail
Low	2402	6.02	30	Pass
Middle	2441	4.47	30	Pass
High	2480	3.55	30	Pass

Note: 1. the result basic equation calculation as follow:

$$\text{Peak Power Output} = \text{Peak Power Reading} + \text{Cable loss} + \text{Attenuator}$$

2. Worse case was recorded

The report refers only to the sample tested and does not apply to the bulk.
This report is issued in confidence to the client and it will be strictly treated as such by the Shenzhen Timeway Technology Consulting Co., Ltd. It may not be reproduced rather in its entirety or in part and it may not be used for advertising. The client to whom the report is issued may, however, show or send it or a certified copy thereof prepared by the Shenzhen Timeway Technology Consulting Co., Ltd to his customer. Supplier or others persons directly concerned. Shenzhen Timeway Technology Consulting Co., Ltd will not, without the consent of the client enter into any discussion of correspondence with any third party concerning the contents of the report.
In the event of the improper use of the report. The Shenzhen Timeway Technology Consulting Co., Ltd reserves the rights to withdraw it and to adopt any other remedies which may be appropriate.



Type of Modulation: 8DPSK

EUT	Tablet PC		Model	R370H
Mode	Keep Transmitting		Input Voltage	DC3.7V
Temperature	24 deg. C,		Humidity	56% RH
Channel	Channel Frequency (MHz)	Peak Power Output (dBm)	Peak Power Limit (dBm)	Pass/ Fail
Low	2402	5.96	30	Pass
Middle	2441	4.43	30	Pass
High	2480	3.55	30	Pass

Note: 1. the result basic equation calculation as follow:

$$\text{Peak Power Output} = \text{Peak Power Reading} + \text{Cable loss} + \text{Attenuator}$$

2. Worse case was recorded

The report refers only to the sample tested and does not apply to the bulk.

This report is issued in confidence to the client and it will be strictly treated as such by the Shenzhen Timeway Technology Consulting Co., Ltd. It may not be reproduced in its entirety or in part and it may not be used for advertising. The client to whom the report is issued may, however, show or send it, or a certified copy thereof prepared by the Shenzhen Timeway Technology Consulting Co., Ltd. to his customer, supplier or other persons directly concerned. Shenzhen Timeway Technology Consulting Co., Ltd. will not, without the consent of the client, enter into any discussion of correspondence with any third party concerning the contents of the report.

In the event of the improper use of the report, the Shenzhen Timeway Technology Consulting Co., Ltd. reserves the rights to withdraw it and to adopt any other remedies which may be appropriate.



9. Carrier Frequency Separation

9.1 Regulation

According to §15.247(a)(1), frequency hopping systems shall have hopping channel carrier frequencies separated by a minimum of 25 kHz or the 20 dB bandwidth of the hopping channel, whichever is greater. Alternatively, frequency hopping systems operating in the 2400-2483.5 MHz band may have hopping channel carrier frequencies that are separated by 25 kHz or two-thirds of the 20 dB bandwidth of the hopping channel, whichever is greater, provided the systems operate with an output power no greater than 125 mW.

9.2 Limits of Carrier Frequency Separation

The Maximum Power Spectral Density Measurement is 25kHz or two-thirds of the 20dB bandwidth of the hopping Channel which is great.

9.3 Test Procedure

1. Check the calibration of the measuring instrument using either an internal calibrator or a known signal from an external generator.
2. Set the spectrum analyzer as follows: Span = wide enough to capture the peaks of two adjacent channels: Resolution (or IF) Bandwidth (RBW) \geq 1% of the span; Video (or Average) Bandwidth (VBW) \geq RBW; Sweep = auto; Detector function = peak; Trace = max hold
3. Measure the separation between the peaks of the adjacent channels using the marker-delta function.
4. Repeat above procedures until all frequencies measured were complete.

The report refers only to the sample tested and does not apply to the bulk.

This report is issued in confidence to the client and it will be strictly treated as such by the Shenzhen Timeway Technology Consulting Co., Ltd. It may not be reproduced in its entirety or in part and it may not be used for advertising. The client to whom the report is issued may, however, show or send it, or a certified copy thereof prepared by the Shenzhen Timeway Technology Consulting Co., Ltd. to his customer, supplier or other persons directly concerned. Shenzhen Timeway Technology Consulting Co., Ltd. will not, without the consent of the client, enter into any discussion of correspondence with any third party concerning the contents of the report.

In the event of the improper use of the report, the Shenzhen Timeway Technology Consulting Co., Ltd. reserves the rights to withdraw it and to adopt any other remedies which may be appropriate.

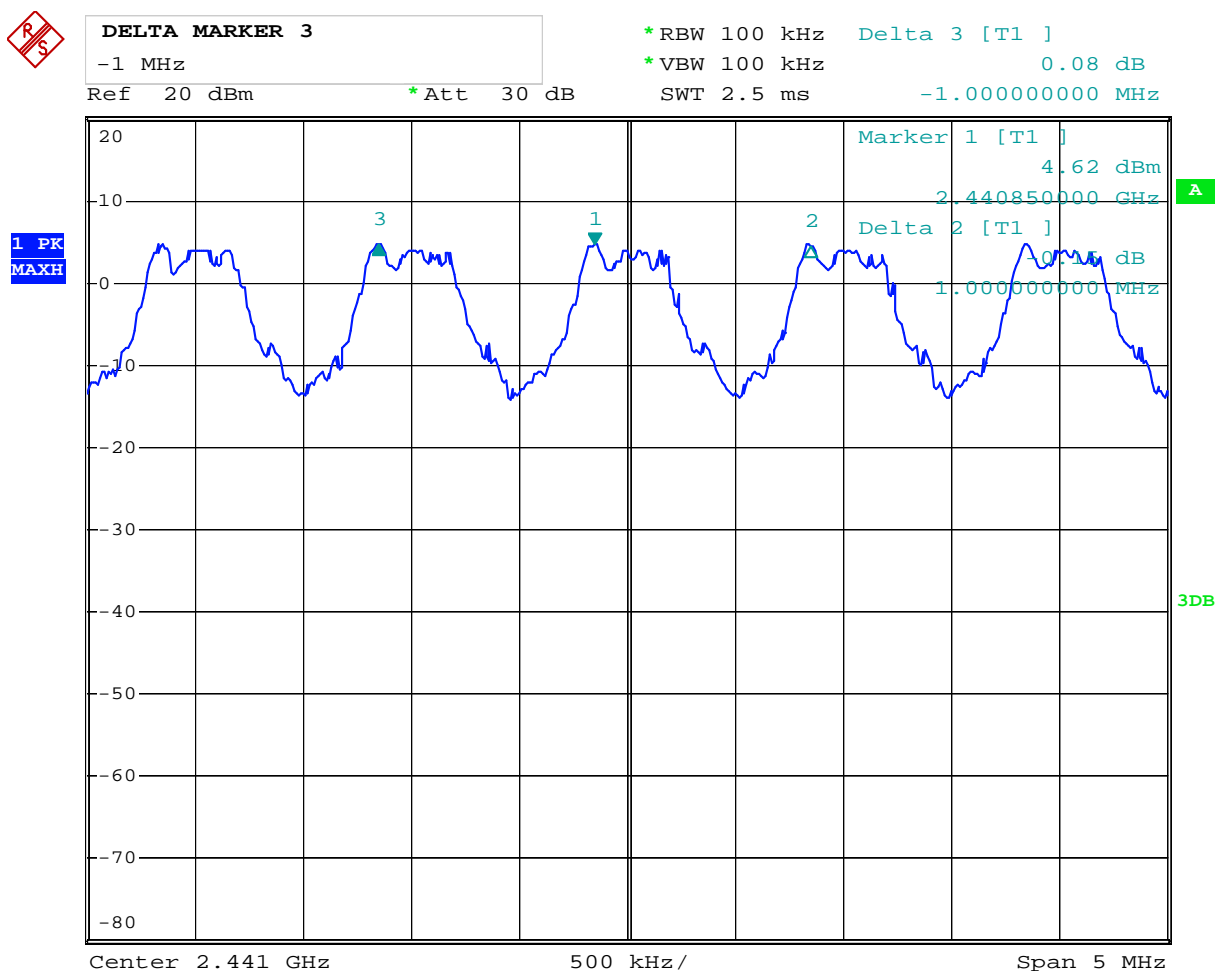


9.4 Test Result

Type of Modulation: GFSK

EUT	Tablet PC	Model	R370H
Mode	Hopping On	Input Voltage	DC3.7V
Temperature	24 deg. C,	Humidity	56% RH
Carrier Frequency Separation	Limit		Pass/ Fail
1000kHz	≥ 25 kHz or 2/3 of 20 dB bandwidth		Pass

Test Plots



Date: 29.NOV.2013 16:18:10

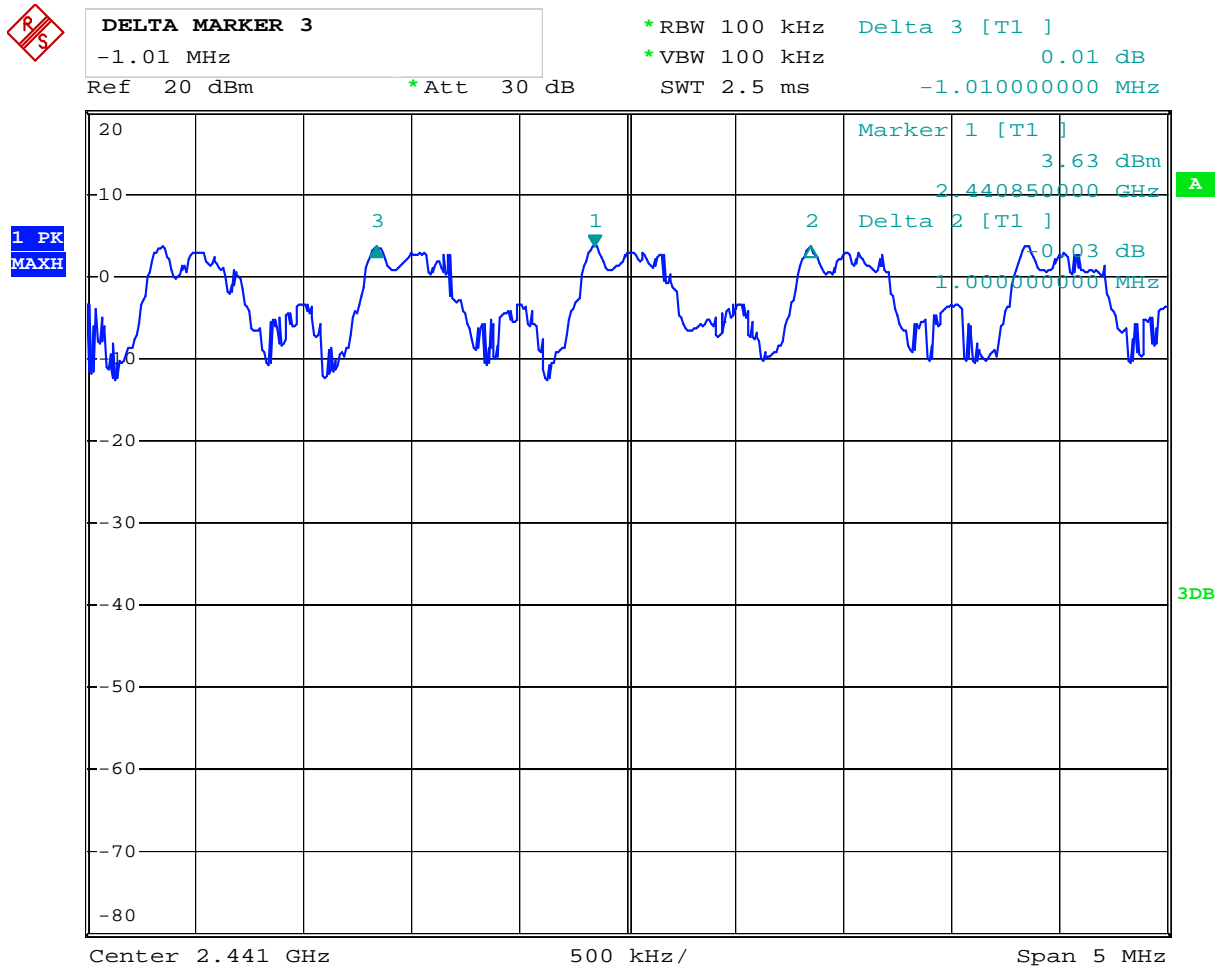
The report refers only to the sample tested and does not apply to the bulk.
 This report is issued in confidence to the client and it will be strictly treated as such by the Shenzhen Timeway Technology Consulting Co.,Ltd. It may not be reproduced rather in its entirety or in part and it may not be used for advertising. The client to whom the report is issued may, however, show or send it, or a certified copy thereof prepared by the Shenzhen Timeway Technology Consulting Co.,Ltd to his customer. Supplier or others persons directly concerned. Shenzhen Timeway Technology Consulting Co.,Ltd will not, without the consent of the client enter into any discussion of correspondence with any third party concerning the contents of the report.
 In the event of the improper use of the report. The Shenzhen Timeway Technology Consulting Co.,Ltd reserves the rights to withdraw it and to adopt any other remedies which may be appropriate.



Type of Modulation: $\pi/4$ QPSK

EUT	Tablet PC	Model	R370H
Mode	Hopping On	Input Voltage	DC3.7V
Temperature	24 deg. C,	Humidity	56% RH
Carrier Frequency Separation		Limit	Pass/ Fail
1000kHz		≥ 25 kHz or 2/3 of 20 dB bandwidth	Pass

Test Plots



Date: 29.NOV.2013 16:23:38

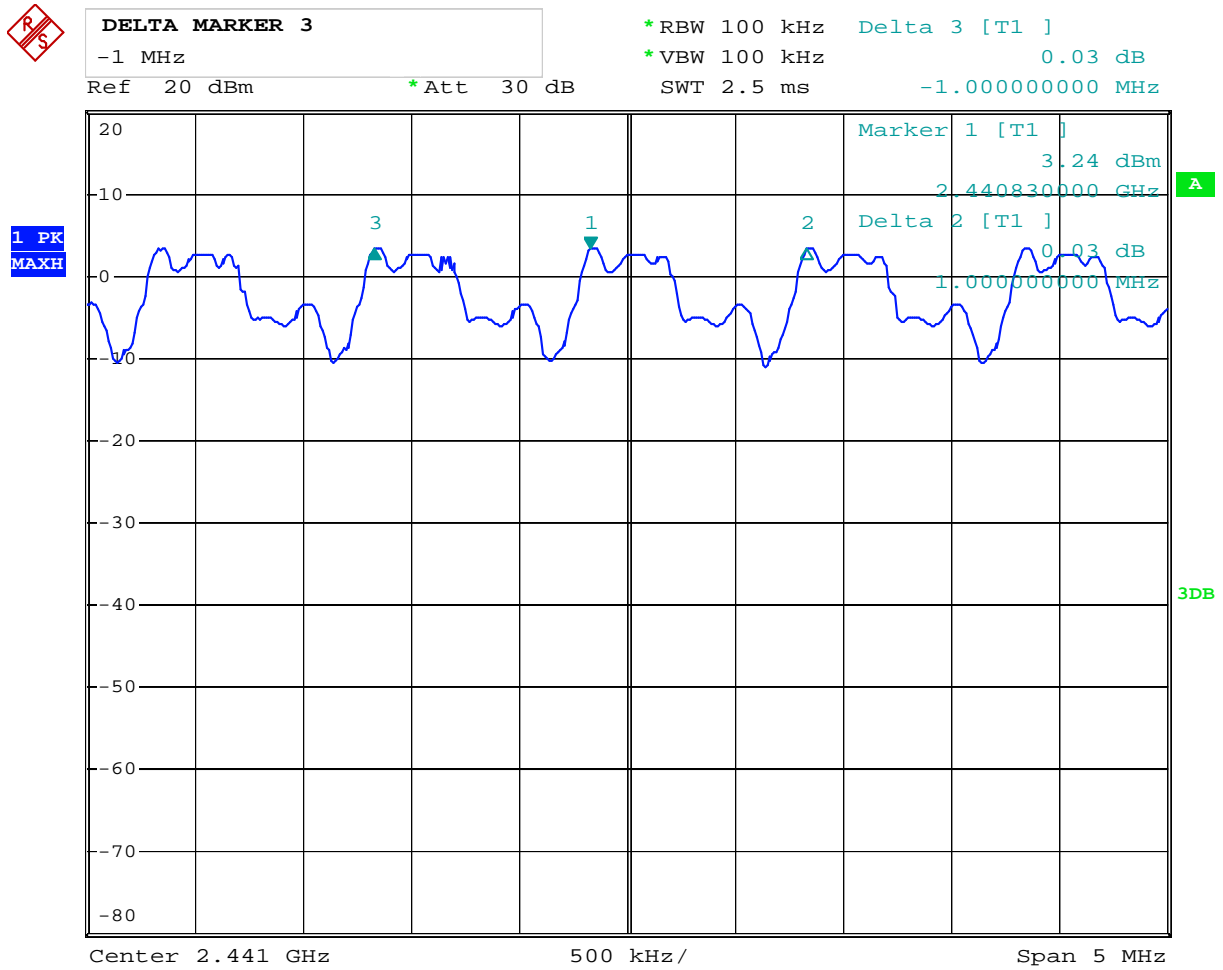
The report refers only to the sample tested and does not apply to the bulk.
 This report is issued in confidence to the client and it will be strictly treated as such by the Shenzhen Timeway Technology Consulting Co.,Ltd. It may not be reproduced rather in its entirety or in part and it may not be used for advertising. The client to whom the report is issued may, however, show or send it . or a certified copy there of prepared by the Shenzhen Timeway Technology Consulting co.,Ltd to his customer. Supplier or others persons directly concerned. Shenzhen Timeway Technology Consulting co.,Ltd will not, without the consent of the client enter into any discussion of correspondence with any third party concerning the contents of the report.
 In the event of the improper use of the report. The Shenzhen Timeway Technology Consulting co.,Ltd reserves the rights to withdraw it and to adopt any other remedies which may be appropriate.



Type of Modulation: 8DPSK

EUT	Tablet PC	Model	R370H
Mode	Hopping On	Input Voltage	DC3.7V
Temperature	24 deg. C,	Humidity	56% RH
Carrier Frequency Separation		Limit	Pass/ Fail
1000kHz		≥ 25 kHz or 2/3 of 20 dB bandwidth	Pass

Test Plots



Date: 29.NOV.2013 17:26:52

The report refers only to the sample tested and does not apply to the bulk.
 This report is issued in confidence to the client and it will be strictly treated as such by the Shenzhen Timeway Technology Consulting Co.,Ltd. It may not be reproduced rather in its entirety or in part and it may not be used for advertising. The client to whom the report is issued may, however, show or send it . or a certified copy there of prepared by the Shenzhen Timeway Technology Consulting co.,Ltd to his customer. Supplier or others persons directly concerned. Shenzhen Timeway Technology Consulting co.,Ltd will not, without the consent of the client enter into any discussion of correspondence with any third party concerning the contents of the report.
 In the event of the improper use of the report. The Shenzhen Timeway Technology Consulting co.,Ltd reserves the rights to withdraw it and to adopt any other remedies which may be appropriate.



10. Number of Hopping Channels

10.1 Regulation

According to §15.247(a)(1)(iii), frequency hopping systems in the 2400-2483.5 MHz band shall use at least 15 channels. The average time of occupancy on any channel shall not be greater than 0.4 seconds within a period of 0.4 seconds multiplied by the number of hopping channels employed. Frequency hopping systems may avoid or suppress transmissions on a particular hopping frequency provided that a minimum of 15 channels are used. According to §15.247(b)(1), for frequency hopping systems operating in the 2400-2483.5 MHz band employing at least 75 non-overlapping hopping channels, and all frequency hopping systems in the 5725-5850 MHz band: 1 watt. For all other frequency hopping systems in the 2400-2483.5 MHz band: 0.125 watts.

10.2 Limits of Number of Hopping Channels

The frequency hopping systems in the 2400-2483.5MHz band shall use at least 15 channels.

10.3 Test Procedure

1. Check the calibration of the measuring instrument using either an internal calibrator or a known signal from an external generator.
2. Set the spectrum analyzer as follows: Span = the frequency band of operation; RBW=100 kHz, VBW= 100 kHz;
Sweep = auto; Detector function = peak; Trace = max hold
3. Record the number of hopping channels.

The report refers only to the sample tested and does not apply to the bulk.

This report is issued in confidence to the client and it will be strictly treated as such by the Shenzhen Timeway Technology Consulting Co., Ltd. It may not be reproduced in its entirety or in part and it may not be used for advertising. The client to whom the report is issued may, however, show or send it, or a certified copy thereof prepared by the Shenzhen Timeway Technology Consulting Co., Ltd. to his customer, supplier or other persons directly concerned. Shenzhen Timeway Technology Consulting Co., Ltd. will not, without the consent of the client, enter into any discussion of correspondence with any third party concerning the contents of the report.

In the event of the improper use of the report, the Shenzhen Timeway Technology Consulting Co., Ltd. reserves the rights to withdraw it and to adopt any other remedies which may be appropriate.

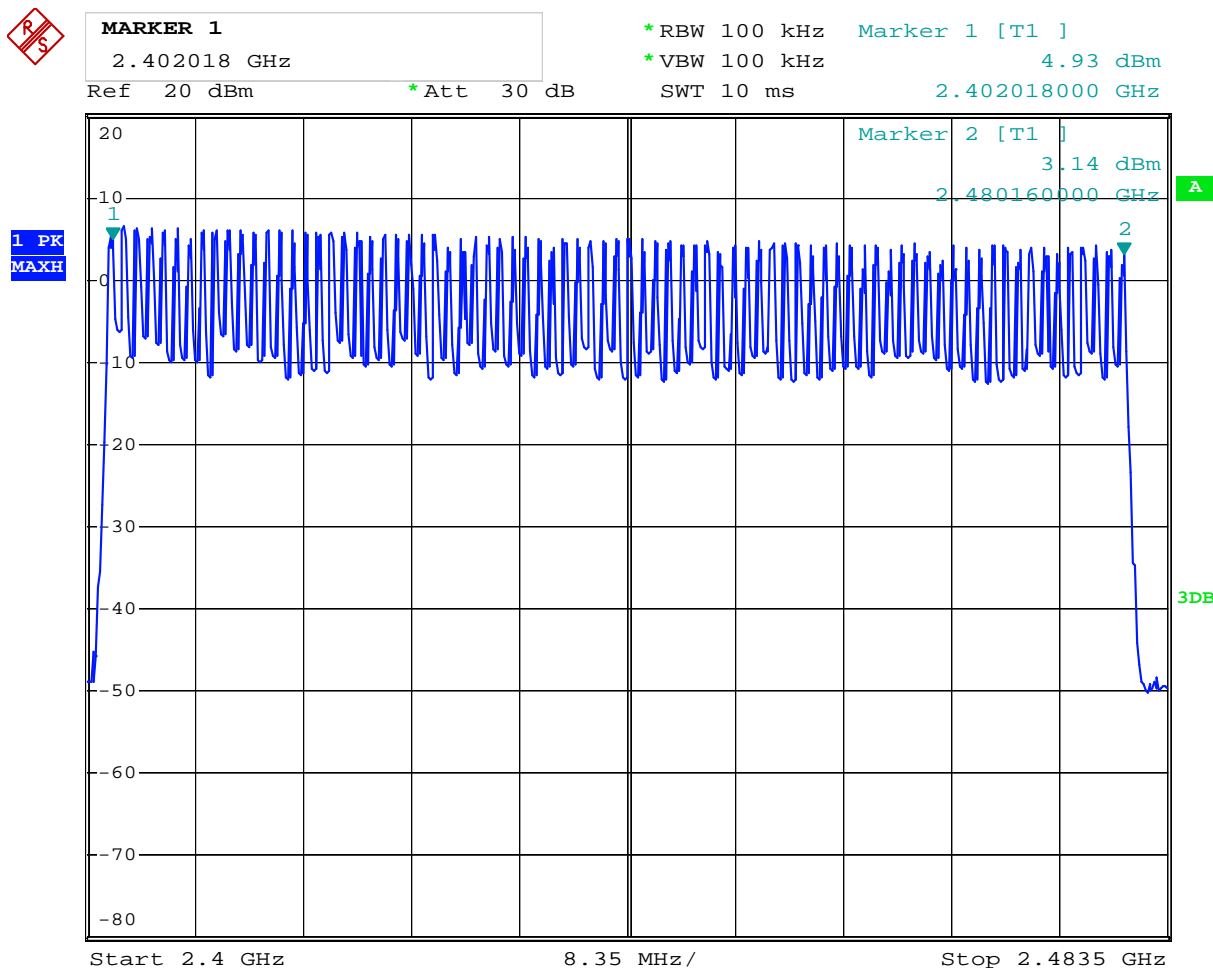


10.4 Test Result

Type of Modulation: GFSK

EUT	Tablet PC	Model	R370H
Mode	Hopping On	Input Voltage	DC3.7V
Temperature	24 deg. C,	Humidity	56% RH
Operating Frequency	Number of hopping channels	Limit	Pass/ Fail
2402-2480MHz	79	≥ 15	Pass

Test Plot



Date: 29.NOV.2013 16:11:06

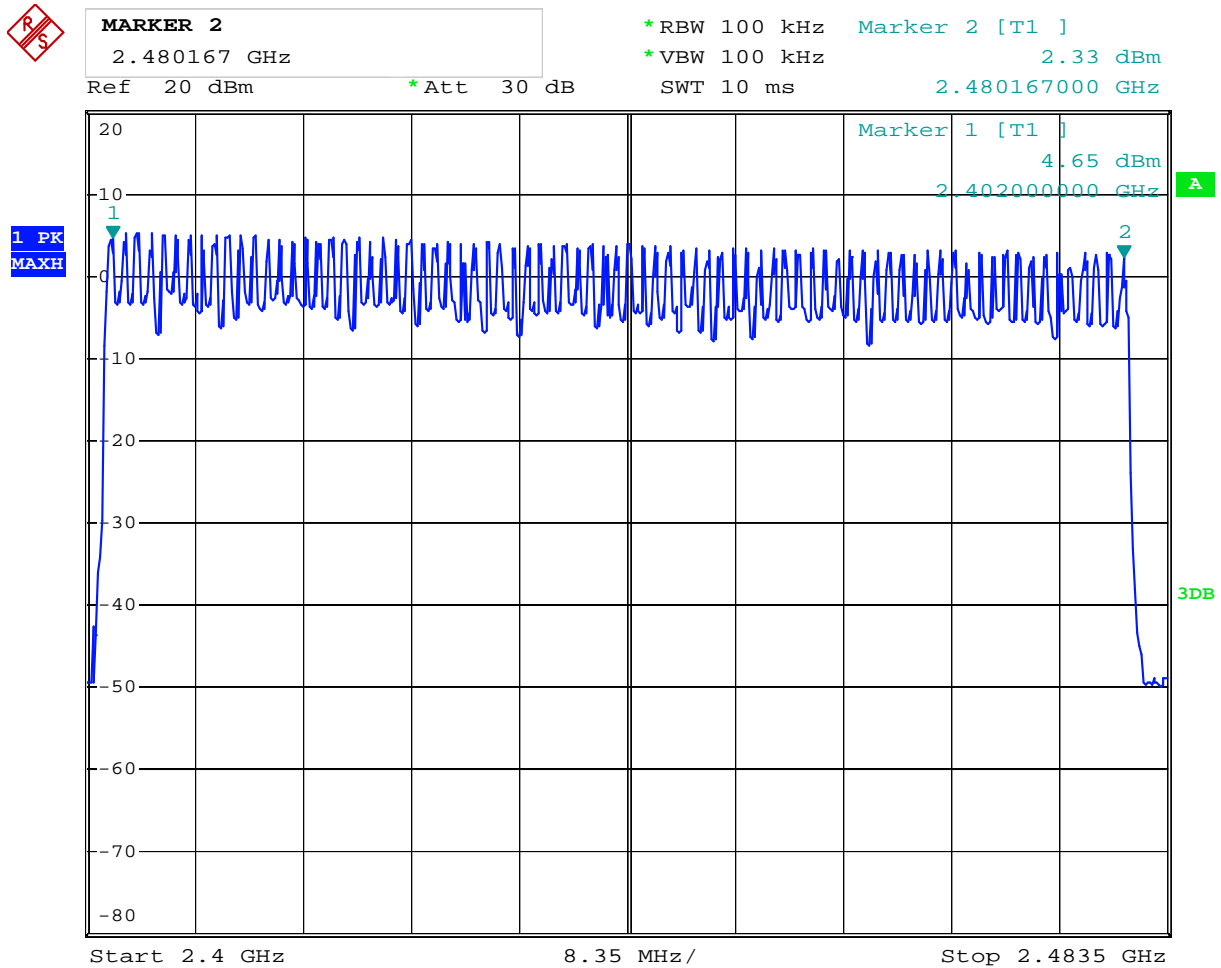
The report refers only to the sample tested and does not apply to the bulk.
 This report is issued in confidence to the client and it will be strictly treated as such by the Shenzhen Timeway Technology Consulting Co.,Ltd. It may not be reproduced rather in its entirety or in part and it may not be used for advertising. The client to whom the report is issued may, however, show or send it . or a certified copy there of prepared by the Shenzhen Timeway Technology Consulting co.,Ltd to his customer. Supplier or others persons directly concerned. Shenzhen Timeway Technology Consulting co.,Ltd will not, without the consent of the client enter into any discussion of correspondence with any third party concerning the contents of the report.
 In the event of the improper use of the report. The Shenzhen Timeway Technology Consulting co.,Ltd reserves the rights to withdraw it and to adopt any other remedies which may be appropriate.



Type of Modulation: $\pi/4$ QPSK

EUT	Tablet PC	Model	R370H
Mode	Hopping On	Input Voltage	DC3.7V
Temperature	24 deg. C,	Humidity	56% RH
Operating Frequency	Number of hopping channels	Limit	Pass/ Fail
2402-2480MHz	79	≥ 15	Pass

Test Plot



Date: 29.NOV.2013 16:29:40

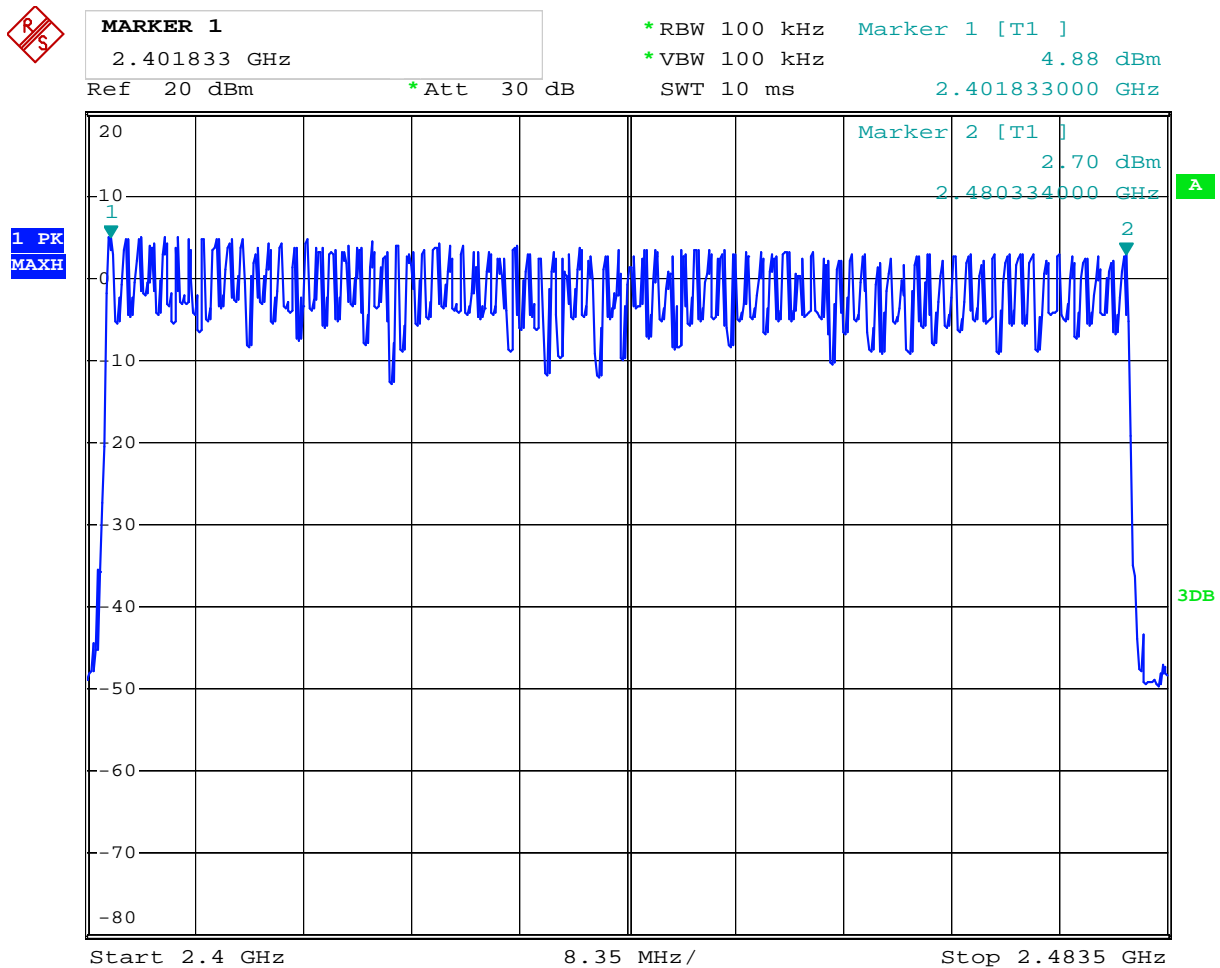
The report refers only to the sample tested and does not apply to the bulk.
 This report is issued in confidence to the client and it will be strictly treated as such by the Shenzhen Timeway Technology Consulting Co.,Ltd. It may not be reproduced in its entirety or in part and it may not be used for advertising. The client to whom the report is issued may, however, show or send it, or a certified copy thereof prepared by the Shenzhen Timeway Technology Consulting Co.,Ltd to his customer. Supplier or others persons directly concerned. Shenzhen Timeway Technology Consulting Co.,Ltd will not, without the consent of the client enter into any discussion of correspondence with any third party concerning the contents of the report.
 In the event of the improper use of the report. The Shenzhen Timeway Technology Consulting Co.,Ltd reserves the rights to withdraw it and to adopt any other remedies which may be appropriate.



Type of Modulation: 8DPSK

EUT	Tablet PC	Model	R370H
Mode	Hopping On	Input Voltage	DC3.7V
Temperature	24 deg. C,	Humidity	56% RH
Operating Frequency	Number of hopping channels	Limit	Pass/ Fail
2402-2480MHz	79	≥ 15	Pass

Test Plot



Date: 29.NOV.2013 17:24:10

The report refers only to the sample tested and does not apply to the bulk.
 This report is issued in confidence to the client and it will be strictly treated as such by the Shenzhen Timeway Technology Consulting Co.,Ltd. It may not be reproduced in its entirety or in part and it may not be used for advertising. The client to whom the report is issued may, however, show or send it, or a certified copy thereof prepared by the Shenzhen Timeway Technology Consulting Co.,Ltd to his customer. Supplier or others persons directly concerned. Shenzhen Timeway Technology Consulting Co.,Ltd will not, without the consent of the client enter into any discussion of correspondence with any third party concerning the contents of the report.
 In the event of the improper use of the report. The Shenzhen Timeway Technology Consulting Co.,Ltd reserves the rights to withdraw it and to adopt any other remedies which may be appropriate.



11. Time of Occupancy (Dwell Time)

11.1 Regulation

According to §15.247(a)(1)(iii), frequency hopping systems in the 2400-2483.5 MHz band shall use at least 15 channels. The average time of occupancy on any channel shall not be greater than 0.4 seconds within a period of 0.4 seconds multiplied by the number of hopping channels employed. Frequency hopping systems may avoid or suppress transmissions on a particular hopping frequency provided that a minimum of 15 channels are used.

11.2 Limits of Carrier Frequency Separation

The average time of occupancy on any channel shall not be greater than 0.4 seconds within a period of 0.4 seconds multiplied by the number of hopping channels employed

11.3 Test Procedure

1. Check the calibration of the measuring instrument using either an internal calibrator or a known signal from an external generator.
2. Set the spectrum analyzer as follows: Span = zero span, centered on a hopping channel; RBW = 1 MHz; VBW \geq RBW; Sweep = as necessary to capture the entire dwell time per hopping channel; Detector function = peak; Trace = max hold
3. Measure the dwell time using the marker-delta function.
4. Repeat above procedures until all frequencies measured were complete.
5. Repeat this test for different modes of operation (e.g., data rate, modulation format, etc.), if applicable.

The report refers only to the sample tested and does not apply to the bulk.

This report is issued in confidence to the client and it will be strictly treated as such by the Shenzhen Timeway Technology Consulting Co., Ltd. It may not be reproduced in its entirety or in part and it may not be used for advertising. The client to whom the report is issued may, however, show or send it, or a certified copy thereof prepared by the Shenzhen Timeway Technology Consulting Co., Ltd. to his customer, supplier or other persons directly concerned. Shenzhen Timeway Technology Consulting Co., Ltd. will not, without the consent of the client, enter into any discussion of correspondence with any third party concerning the contents of the report.

In the event of the improper use of the report, the Shenzhen Timeway Technology Consulting Co., Ltd. reserves the rights to withdraw it and to adopt any other remedies which may be appropriate.



11.4 Test Result

Type of Modulation: GFSK

EUT	Tablet PC		Model	R370H	
Mode	Keep Transmitting		Input Voltage	DC3.7V	
Temperature	24 deg. C,		Humidity	56% RH	
Channel	Reading	Hopping Rate		Actual	Limit
Low	0.20	266.667 hop/s		0.021	0.4s
Middle	0.22	266.667 hop/s		0.023	0.4s
High	0.20	266.667 hop/s		0.021	0.4s

Actual = Reading × (Hopping rate / Number of channels) × Test period, Test period = 0.4 [seconds / channel] × 79 [channel] = 31.6 [seconds] NOTE: The EUT makes worst case 1600 hops per second or 1 time slot has a length of 625μs with 79 channels. A DH5 Packet needs 5 time slot for transmitting and 1 time slot for receiving. Then the EUT makes worst case 266.667 hops per second with 79 channels.

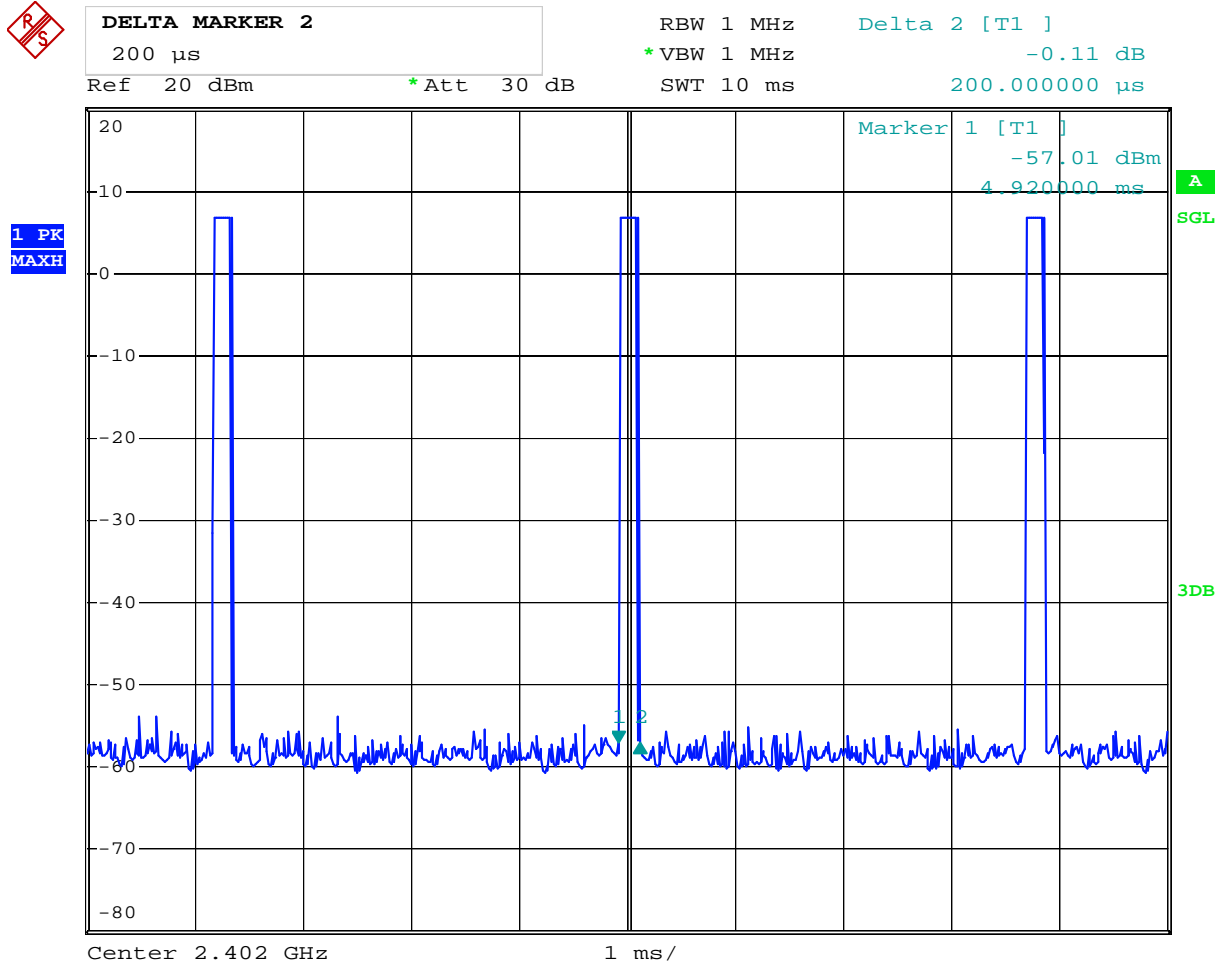
Note: DH5 was the worse case

The report refers only to the sample tested and does not apply to the bulk.
 This report is issued in confidence to the client and it will be strictly treated as such by the Shenzhen Timeway Technology Consulting Co.,Ltd. It may not be reproduced rather in its entirety or in part and it may not be used for advertising. The client to whom the report is issued may, however, show or send it . or a certified copy there of prepared by the Shenzhen Timeway Technology Consulting co.,Ltd to his customer. Supplier or others persons directly concerned. Shenzhen Timeway Technology Consulting co.,Ltd will not, without the consent of the client enter into any discussion of correspondence with any third party concerning the contents of the report.
 In the event of the improper use of the report. The Shenzhen Timeway Technology Consulting co.,Ltd reserves the rights to withdraw it and to adopt any other remedies which may be appropriate.



Test Plots:

Low Channel:

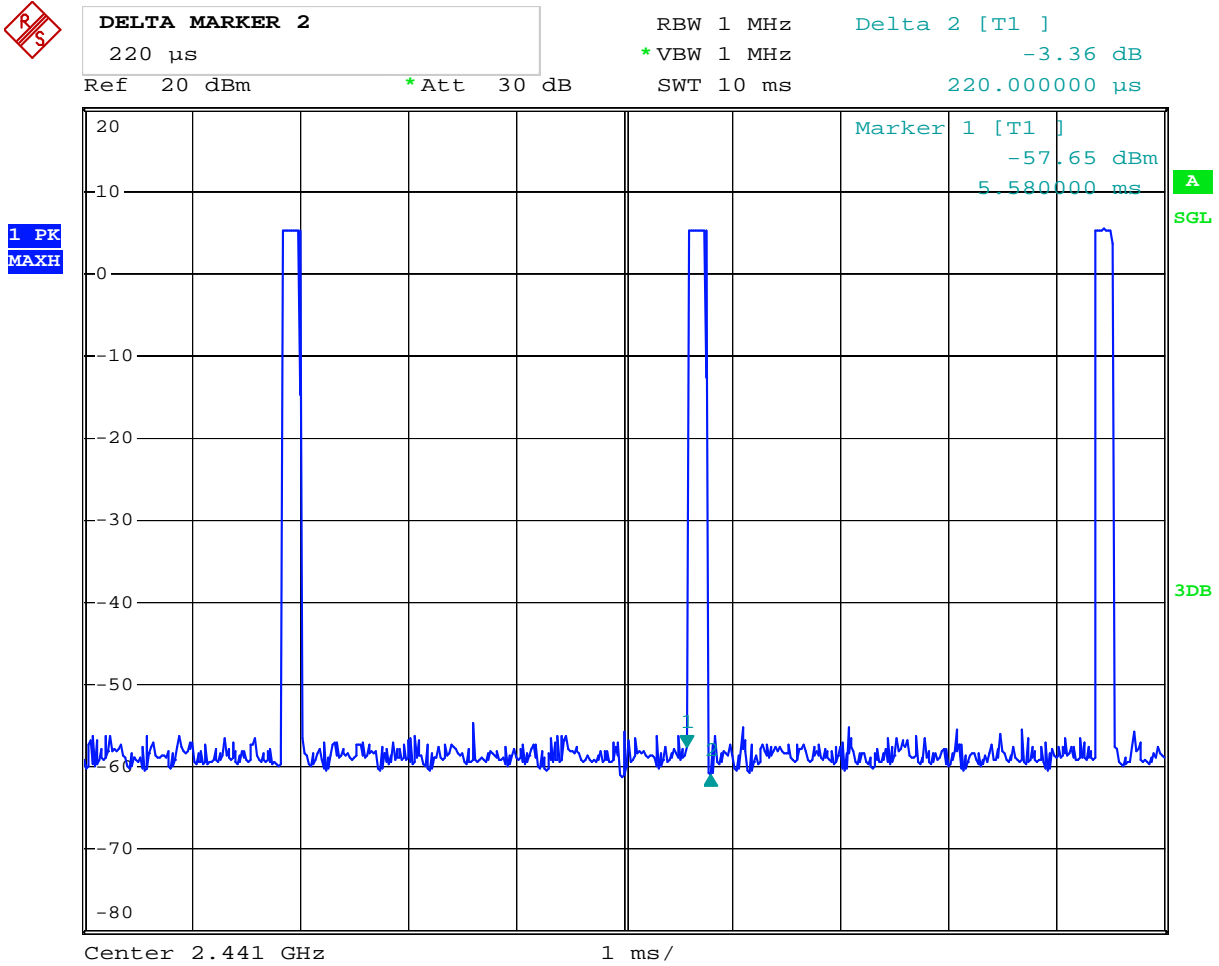


Date: 29.NOV.2013 15:57:16

The report refers only to the sample tested and does not apply to the bulk.
 This report is issued in confidence to the client and it will be strictly treated as such by the Shenzhen Timeway Technology Consulting Co.,Ltd. It may not be reproduced rather in its entirety or in part and it may not be used for advertising. The client to whom the report is issued may, however, show or send it or a certified copy thereof prepared by the Shenzhen Timeway Technology Consulting Co.,Ltd to his customer. Supplier or others persons directly concerned. Shenzhen Timeway Technology Consulting Co.,Ltd will not, without the consent of the client enter into any discussion of correspondence with any third party concerning the contents of the report.
 In the event of the improper use of the report. The Shenzhen Timeway Technology Consulting Co.,Ltd reserves the rights to withdraw it and to adopt any other remedies which may be appropriate.



Middle Channel:

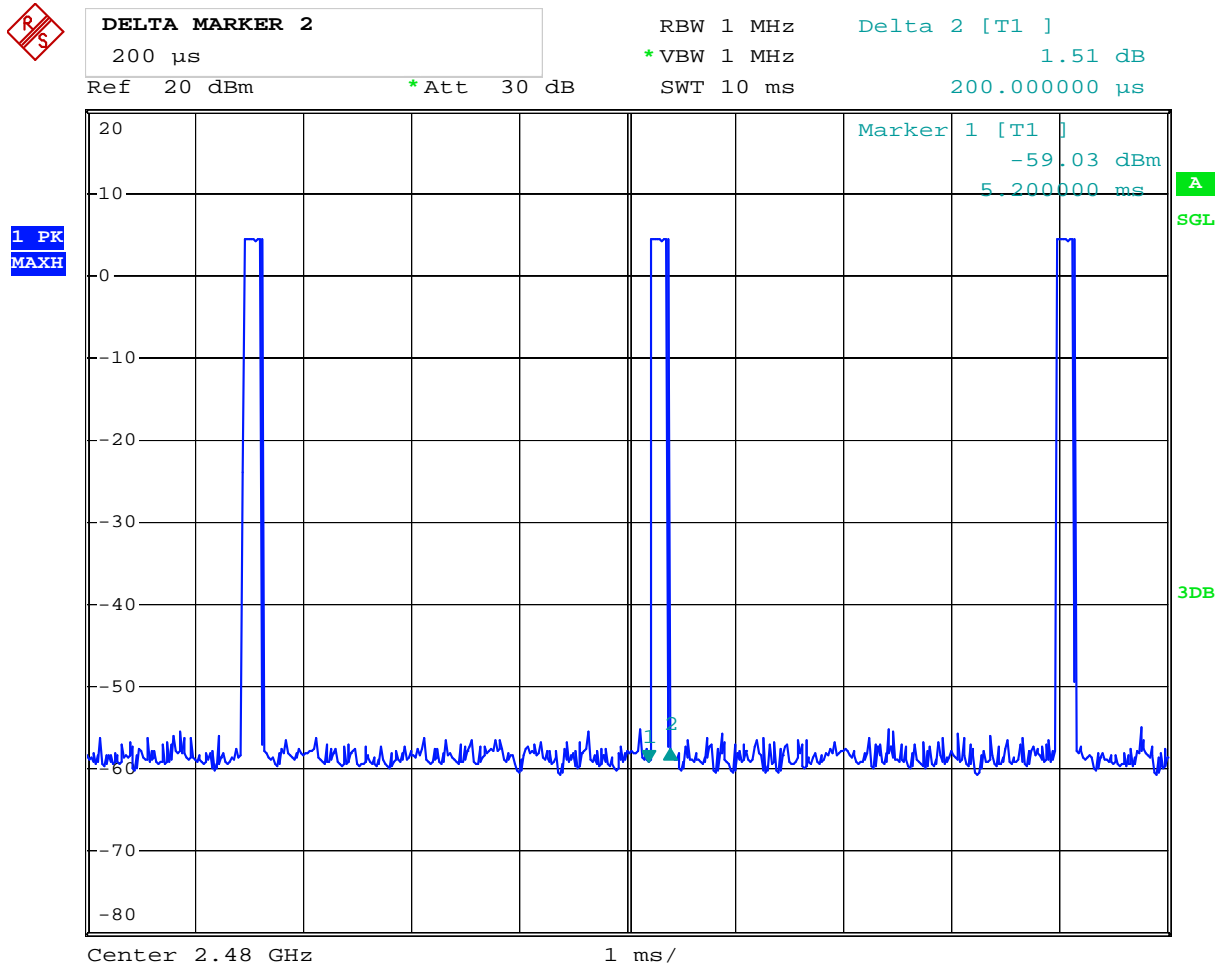


Date: 29.NOV.2013 15:58:33

The report refers only to the sample tested and does not apply to the bulk.
This report is issued in confidence to the client and it will be strictly treated as such by the Shenzhen Timeway Technology Consulting Co.,Ltd. It may not be reproduced rather in its entirety or in part and it may not be used for advertising. The client to whom the report is issued may, however, show or send it . or a certified copy there of prepared by the Shenzhen Timeway Technology Consulting co.,Ltd to his customer. Supplier or others persons directly concerned. Shenzhen Timeway Technology Consulting co.,Ltd will not, without the consent of the client enter into any discussion of correspondence with any third party concerning the contents of the report.
In the event of the improper use of the report. The Shenzhen Timeway Technology Consulting co.,Ltd reserves the rights to withdraw it and to adopt any other remedies which may be appropriate.



High Channel



Date: 29.NOV.2013 15:59:27

The report refers only to the sample tested and does not apply to the bulk.
This report is issued in confidence to the client and it will be strictly treated as such by the Shenzhen Timeway Technology Consulting Co.,Ltd. It may not be reproduced rather in its entirety or in part and it may not be used for advertising. The client to whom the report is issued may, however, show or send it . or a certified copy there of prepared by the Shenzhen Timeway Technology Consulting co.,Ltd to his customer. Supplier or others persons directly concerned. Shenzhen Timeway Technology Consulting co.,Ltd will not, without the consent of the client enter into any discussion of correspondence with any third party concerning the contents of the report.
In the event of the improper use of the report. The Shenzhen Timeway Technology Consulting co.,Ltd reserves the rights to withdraw it and to adopt any other remedies which may be appropriate.



Test Result

Type of Modulation: $\pi/4$ QPSK

EUT	Tablet PC	Model	R370H	
Mode	Keep Transmitting	Input Voltage	DC3.7V	
Temperature	24 deg. C,	Humidity	56% RH	
Channel	Reading	Hopping Rate	Actual	Limit
Low	0.22	266.667 hop/s	0.023	0.4s
Middle	0.22	266.667 hop/s	0.023	0.4s
High	0.24	266.667 hop/s	0.026	0.4s

Actual = Reading \times (Hopping rate / Number of channels) \times Test period ,Test period = 0.4 [seconds / channel] \times 79 [channel] = 31.6 [seconds] NOTE: The EUT makes worst case 1600 hops per second or 1 time slot has a length of 625 μ s with 79 channels. A DH5 Packet needs 5 time slot for transmitting and 1 time slot for receiving. Then the EUT makes worst case 266.667 hops per second with 79 channels.

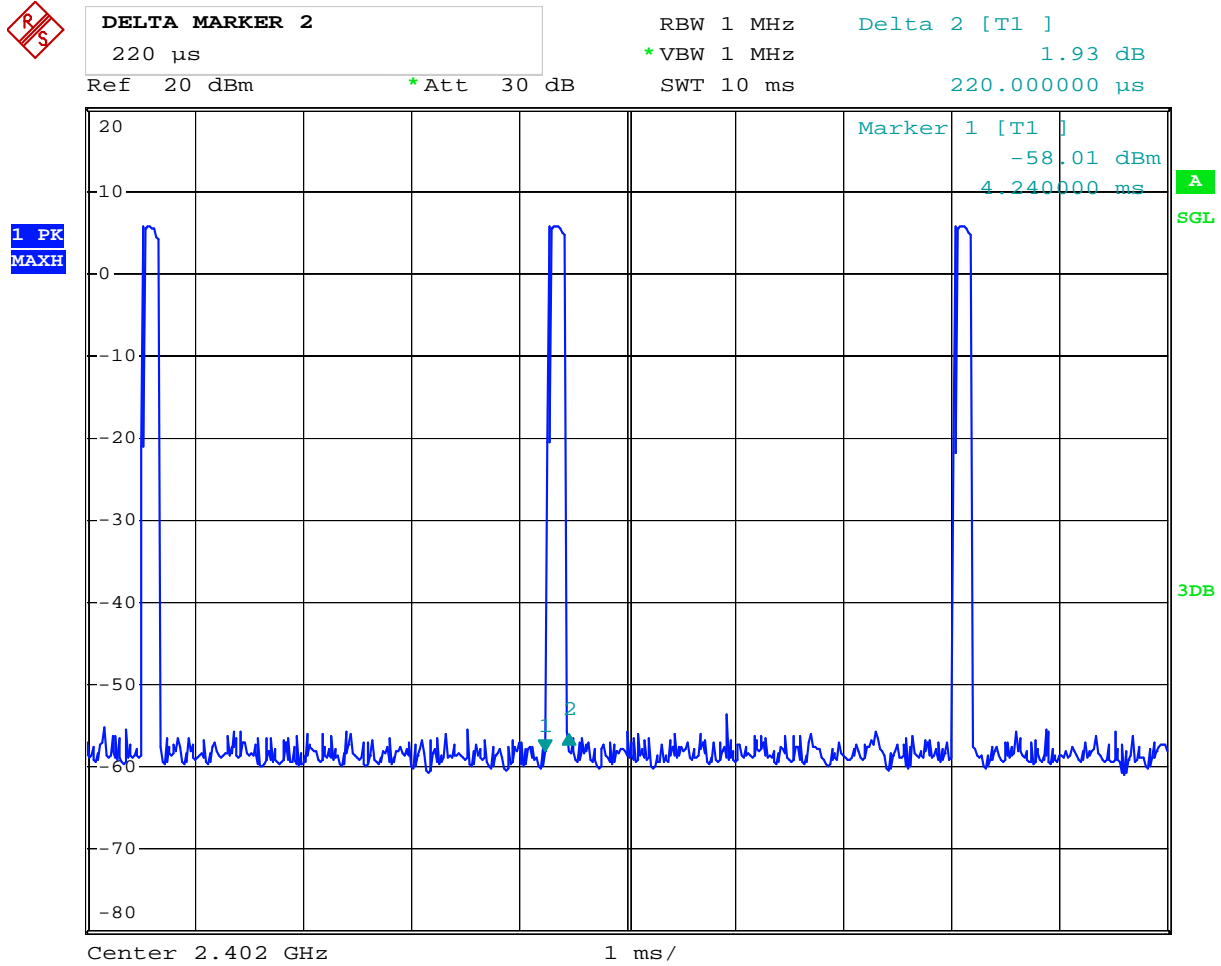
Note: DH5 was the worse case

The report refers only to the sample tested and does not apply to the bulk.
 This report is issued in confidence to the client and it will be strictly treated as such by the Shenzhen Timeway Technology Consulting Co.,Ltd. It may not be reproduced rather in its entirety or in part and it may not be used for advertising. The client to whom the report is issued may, however, show or send it . or a certified copy there of prepared by the Shenzhen Timeway Technology Consulting co.,Ltd to his customer. Supplier or others persons directly concerned. Shenzhen Timeway Technology Consulting co.,Ltd will not, without the consent of the client enter into any discussion of correspondence with any third party concerning the contents of the report.
 In the event of the improper use of the report. The Shenzhen Timeway Technology Consulting co.,Ltd reserves the rights to withdraw it and to adopt any other remedies which may be appropriate.



Test Plots:

Low Channel:

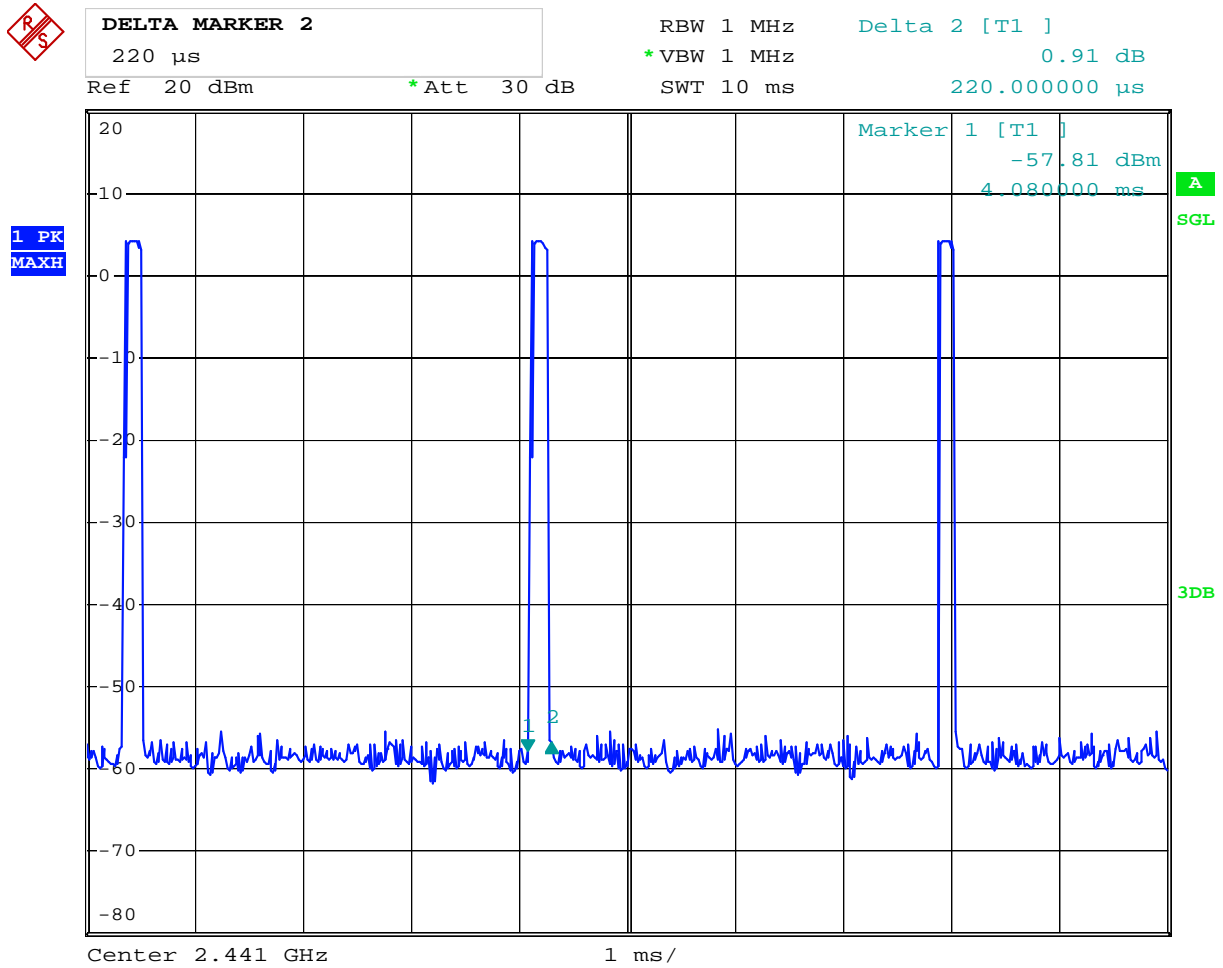


Date: 29.NOV.2013 16:38:36

The report refers only to the sample tested and does not apply to the bulk.
 This report is issued in confidence to the client and it will be strictly treated as such by the Shenzhen Timeway Technology Consulting Co.,Ltd. It may not be reproduced rather in its entirety or in part and it may not be used for advertising. The client to whom the report is issued may, however, show or send it . or a certified copy there of prepared by the Shenzhen Timeway Technology Consulting co.,Ltd to his customer. Supplier or others persons directly concerned. Shenzhen Timeway Technology Consulting co.,Ltd will not, without the consent of the client enter into any discussion of correspondence with any third party concerning the contents of the report.
 In the event of the improper use of the report. The Shenzhen Timeway Technology Consulting co.,Ltd reserves the rights to withdraw it and to adopt any other remedies which may be appropriate.



Middle Channel:

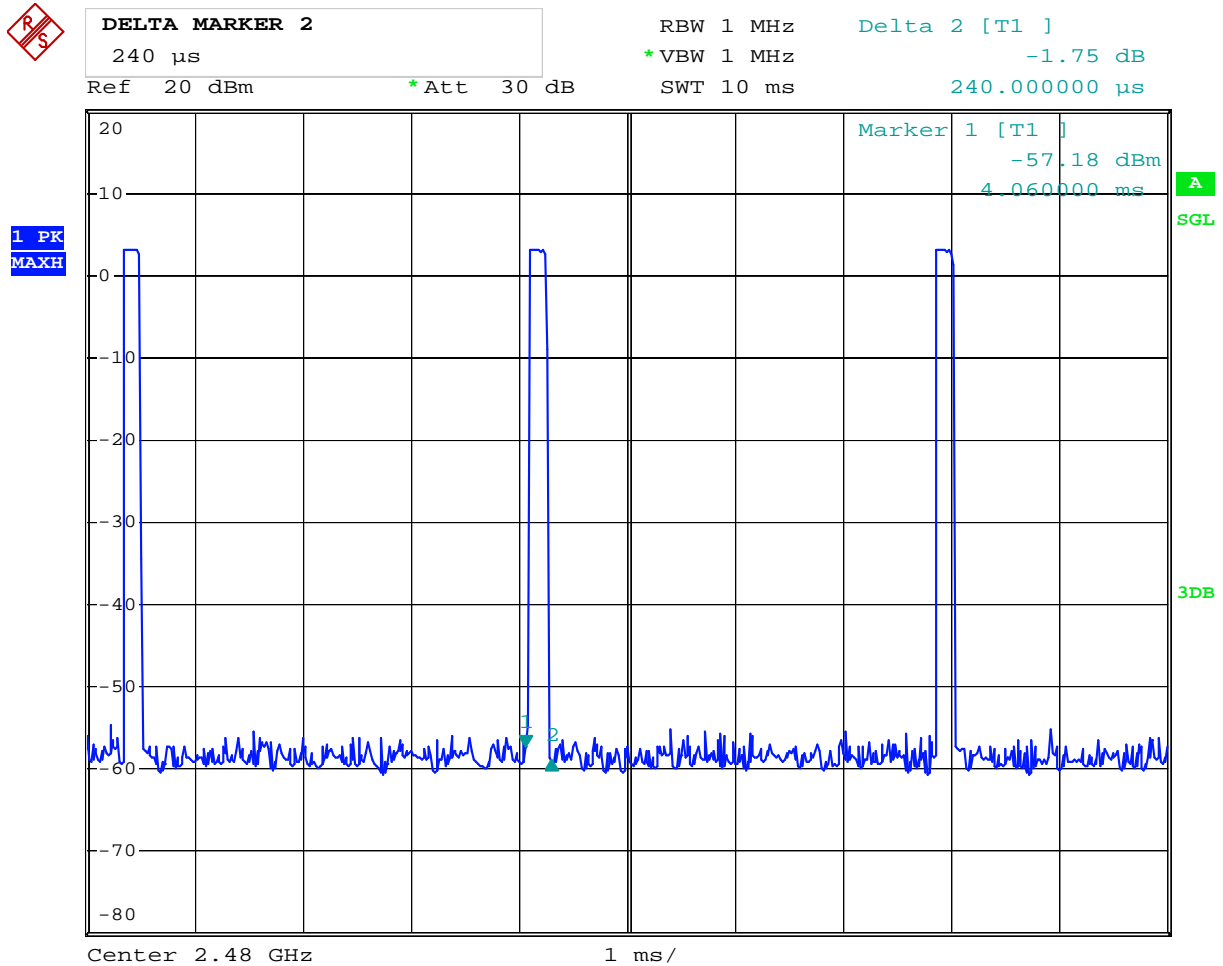


Date: 29.NOV.2013 16:39:21

The report refers only to the sample tested and does not apply to the bulk.
This report is issued in confidence to the client and it will be strictly treated as such by the Shenzhen Timeway Technology Consulting Co.,Ltd. It may not be reproduced rather in its entirety or in part and it may not be used for advertising. The client to whom the report is issued may, however, show or send it . or a certified copy there of prepared by the Shenzhen Timeway Technology Consulting co.,Ltd to his customer. Supplier or others persons directly concerned. Shenzhen Timeway Technology Consulting co.,Ltd will not, without the consent of the client enter into any discussion of correspondence with any third party concerning the contents of the report.
In the event of the improper use of the report. The Shenzhen Timeway Technology Consulting co.,Ltd reserves the rights to withdraw it and to adopt any other remedies which may be appropriate.



High Channel



Date: 29.NOV.2013 16:40:03

The report refers only to the sample tested and does not apply to the bulk.
 This report is issued in confidence to the client and it will be strictly treated as such by the Shenzhen Timeway Technology Consulting Co.,Ltd. It may not be reproduced rather in its entirety or in part and it may not be used for advertising. The client to whom the report is issued may, however, show or send it or a certified copy thereof prepared by the Shenzhen Timeway Technology Consulting Co.,Ltd to his customer. Supplier or others persons directly concerned. Shenzhen Timeway Technology Consulting Co.,Ltd will not, without the consent of the client enter into any discussion of correspondence with any third party concerning the contents of the report.
 In the event of the improper use of the report. The Shenzhen Timeway Technology Consulting Co.,Ltd reserves the rights to withdraw it and to adopt any other remedies which may be appropriate.



Type of Modulation: 8DPSK

EUT	Tablet PC		Model	R370H	
Mode	Keep Transmitting		Input Voltage	DC3.7V	
Temperature	24 deg. C,		Humidity	56% RH	
Channel	Reading	Hopping Rate	Actual	Limit	
Low	0.20	266.667 hop/s	0.021	0.4s	
Middle	0.20	266.667 hop/s	0.021	0.4s	
High	0.20	266.667 hop/s	0.021	0.4s	

Actual = Reading × (Hopping rate / Number of channels) × Test period, Test period = 0.4 [seconds / channel] × 79 [channel] = 31.6 [seconds] NOTE: The EUT makes worst case 1600 hops per second or 1 time slot has a length of 625µs with 79 channels. A DH5 Packet needs 5 time slot for transmitting and 1 time slot for receiving. Then the EUT makes worst case 266.667 hops per second with 79 channels.

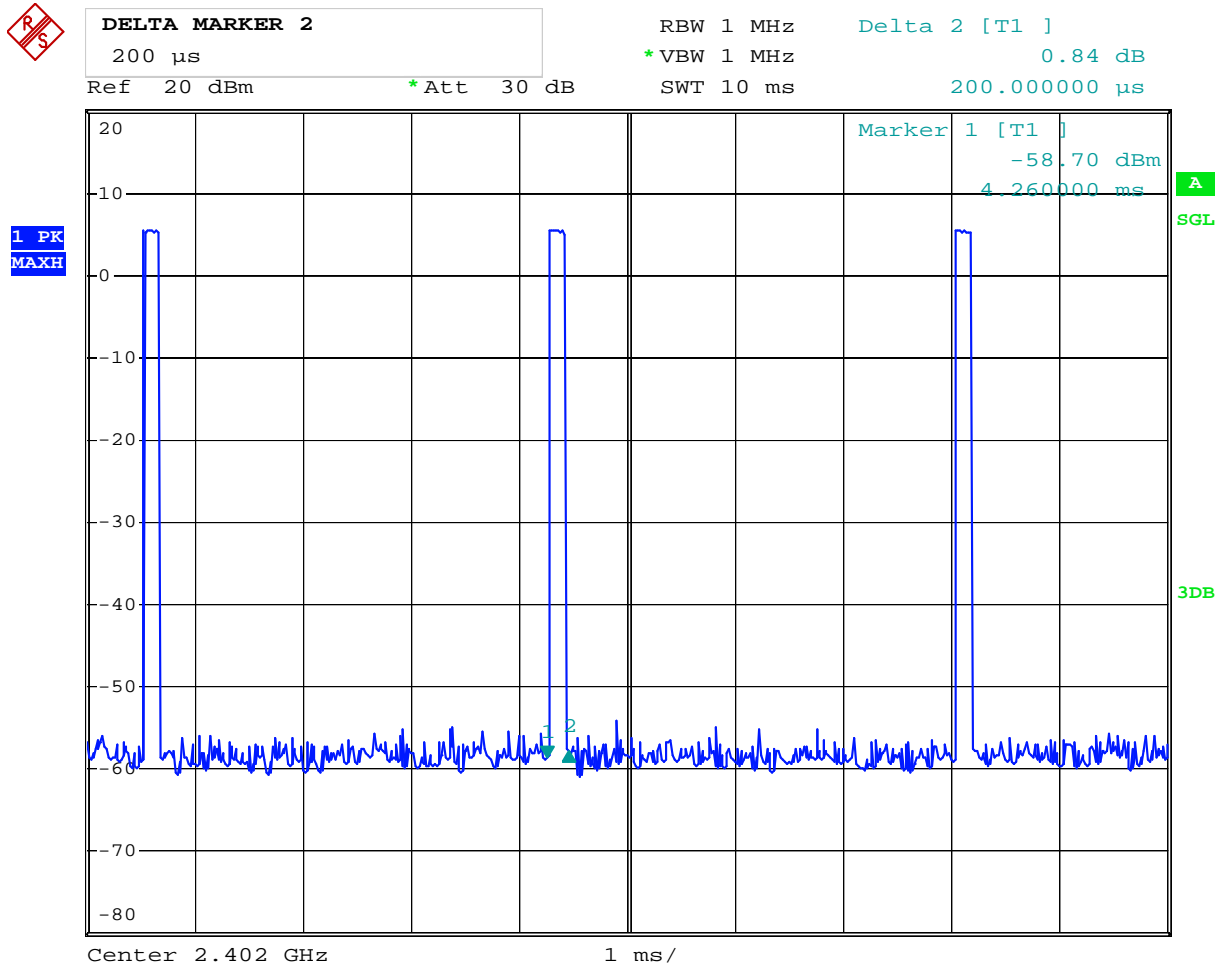
Note: DH5 was the worse case

The report refers only to the sample tested and does not apply to the bulk.
 This report is issued in confidence to the client and it will be strictly treated as such by the Shenzhen Timeway Technology Consulting Co., Ltd. It may not be reproduced rather in its entirety or in part and it may not be used for advertising. The client to whom the report is issued may, however, show or send it, or a certified copy thereof prepared by the Shenzhen Timeway Technology Consulting Co., Ltd to his customer. Supplier or others persons directly concerned. Shenzhen Timeway Technology Consulting Co., Ltd will not, without the consent of the client enter into any discussion of correspondence with any third party concerning the contents of the report.
 In the event of the improper use of the report. The Shenzhen Timeway Technology Consulting Co., Ltd reserves the rights to withdraw it and to adopt any other remedies which may be appropriate.



Test Plots:

Low Channel:

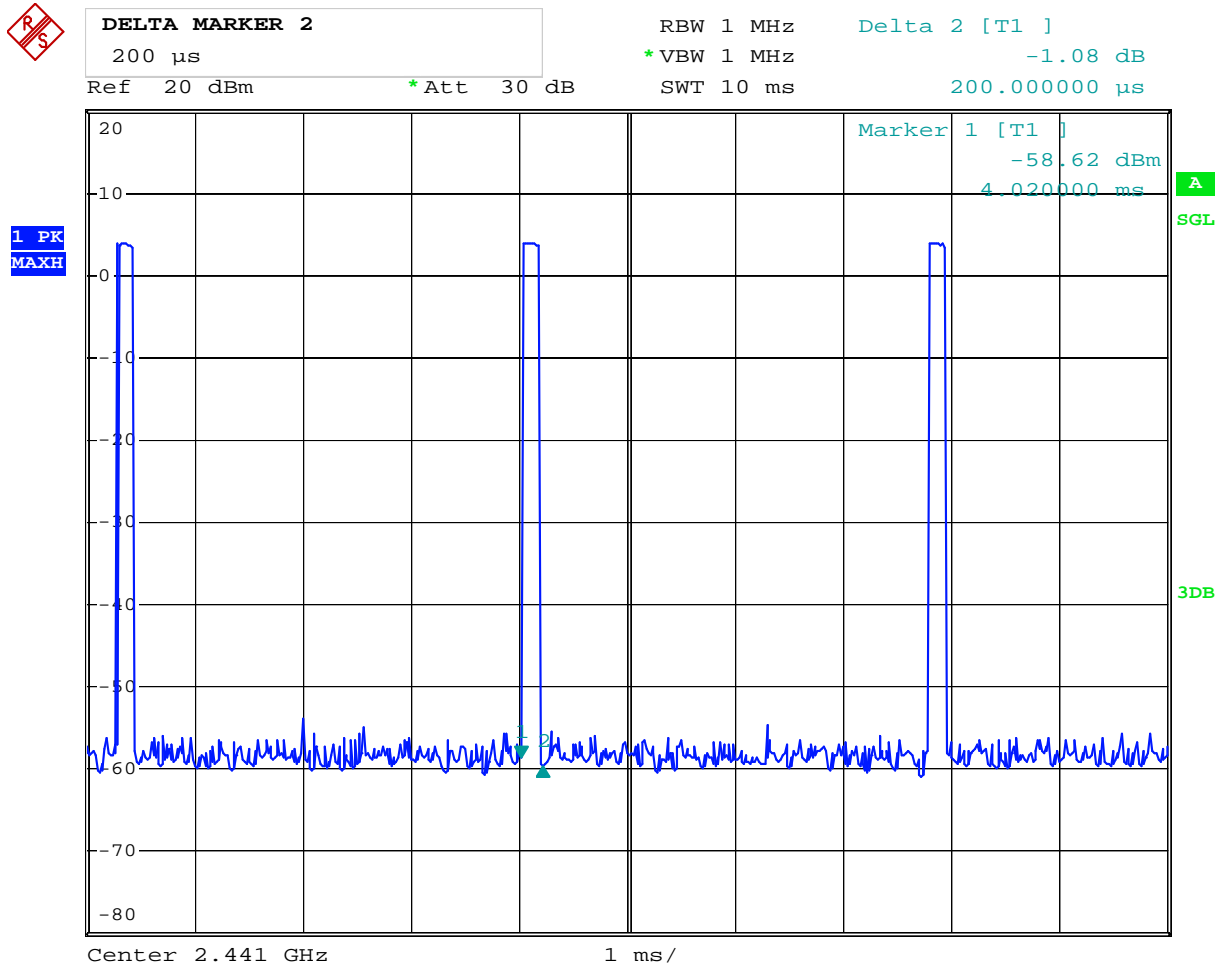


Date: 29.NOV.2013 16:55:36

The report refers only to the sample tested and does not apply to the bulk.
 This report is issued in confidence to the client and it will be strictly treated as such by the Shenzhen Timeway Technology Consulting Co.,Ltd. It may not be reproduced rather in its entirety or in part and it may not be used for advertising. The client to whom the report is issued may, however, show or send it . or a certified copy there of prepared by the Shenzhen Timeway Technology Consulting co.,Ltd to his customer. Supplier or others persons directly concerned. Shenzhen Timeway Technology Consulting co.,Ltd will not, without the consent of the client enter into any discussion of correspondence with any third party concerning the contents of the report.
 In the event of the improper use of the report. The Shenzhen Timeway Technology Consulting co.,Ltd reserves the rights to withdraw it and to adopt any other remedies which may be appropriate.



Middle Channel:

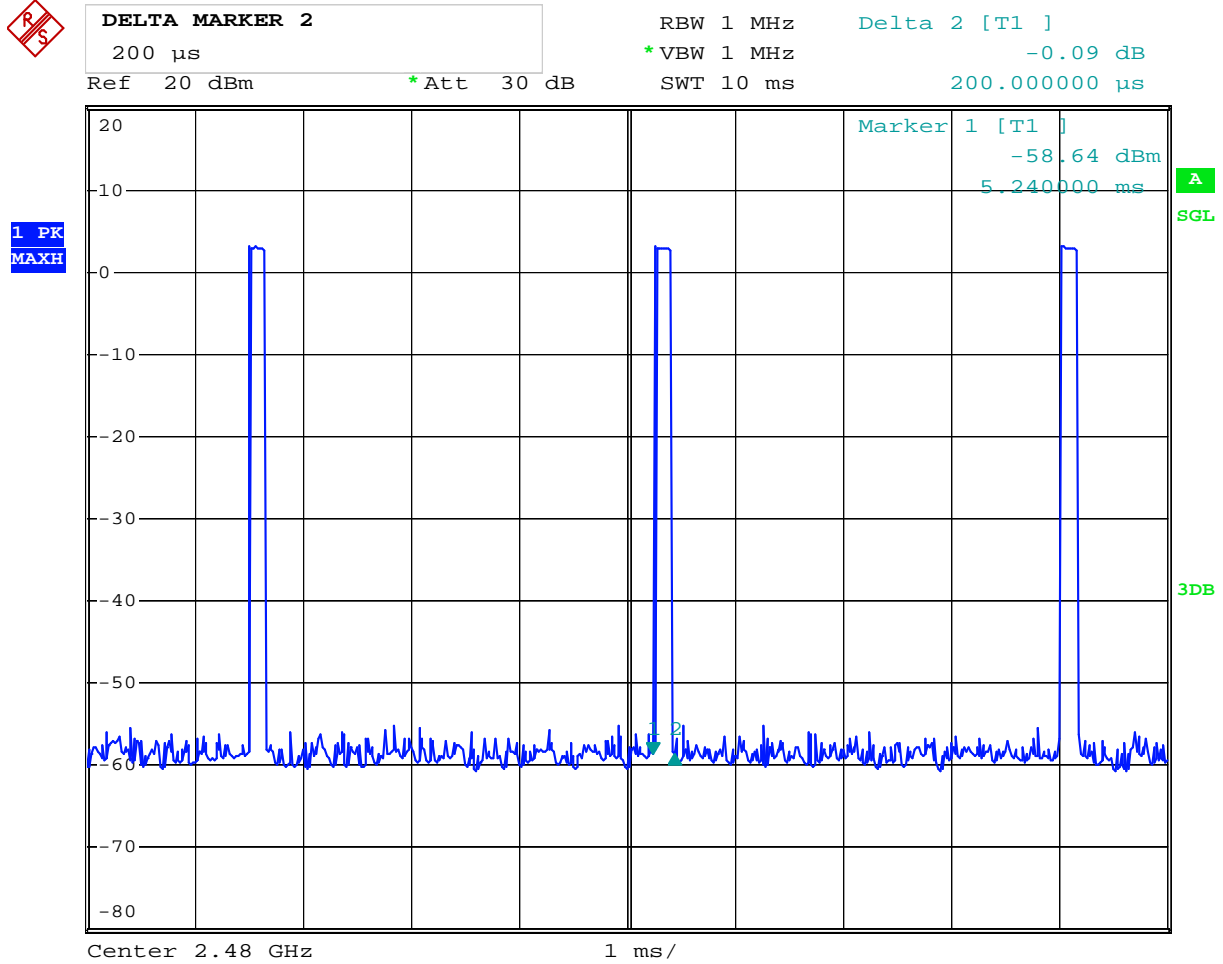


Date: 29.NOV.2013 16:54:58

The report refers only to the sample tested and does not apply to the bulk.
 This report is issued in confidence to the client and it will be strictly treated as such by the Shenzhen Timeway Technology Consulting Co.,Ltd. It may not be reproduced rather in its entirety or in part and it may not be used for advertising. The client to whom the report is issued may, however, show or send it . or a certified copy there of prepared by the Shenzhen Timeway Technology Consulting co.,Ltd to his customer. Supplier or others persons directly concerned. Shenzhen Timeway Technology Consulting co.,Ltd will not, without the consent of the client enter into any discussion of correspondence with any third party concerning the contents of the report.
 In the event of the improper use of the report. The Shenzhen Timeway Technology Consulting co.,Ltd reserves the rights to withdraw it and to adopt any other remedies which may be appropriate.



High Channel

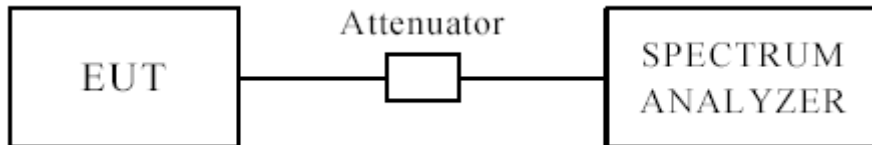


Date: 29.NOV.2013 16:54:10

The report refers only to the sample tested and does not apply to the bulk.
 This report is issued in confidence to the client and it will be strictly treated as such by the Shenzhen Timeway Technology Consulting Co.,Ltd. It may not be reproduced rather in its entirety or in part and it may not be used for advertising. The client to whom the report is issued may, however, show or send it . or a certified copy there of prepared by the Shenzhen Timeway Technology Consulting co.,Ltd to his customer. Supplier or others persons directly concerned. Shenzhen Timeway Technology Consulting co.,Ltd will not, without the consent of the client enter into any discussion of correspondence with any third party concerning the contents of the report.
 In the event of the improper use of the report. The Shenzhen Timeway Technology Consulting co.,Ltd reserves the rights to withdraw it and to adopt any other remedies which may be appropriate.

12 Out of Band Measurement

12.1 Test Setup



The restricted band requirement based on radiated emission test; please see the clause 6 for the test setup

12.2 Limits of Out of Band Emissions Measurement

1. Below -20dB of the highest emission level of operating band (in 100kHz Resolution Bandwidth).
2. Fall in the restricted bands listed in section 15.205. The maximum permitted average field strength is listed in section 15.209.

12.3 Test Procedure

For signals in the restricted bands above and below the 2.4-2.483GHz allocated band a measurement was made of Radiated emission test. Peak values with RBW=VBW=1MHz and PK detector.

For bandage test, the spectrum set as follows: RBW=VBW=100 kHz. A conducted measurement used

Note: 1. For band-edge measurement, the frequency from 30MHz-25GHz was tested. And It met the FCC rule.

2. This is a handheld device. The radiated emissions should be tested under 3-axes position (Lying, Side, and Stand), After pre-test. It was found that the worse radiated emission was get at the lying position.

The report refers only to the sample tested and does not apply to the bulk.

This report is issued in confidence to the client and it will be strictly treated as such by the Shenzhen Timeway Technology Consulting Co., Ltd. It may not be reproduced in its entirety or in part and it may not be used for advertising. The client to whom the report is issued may, however, show or send it, or a certified copy thereof prepared by the Shenzhen Timeway Technology Consulting Co., Ltd. to his customer, supplier or other persons directly concerned. Shenzhen Timeway Technology Consulting Co., Ltd. will not, without the consent of the client, enter into any discussion of correspondence with any third party concerning the contents of the report.

In the event of the improper use of the report, the Shenzhen Timeway Technology Consulting Co., Ltd. reserves the rights to withdraw it and to adopt any other remedies which may be appropriate.

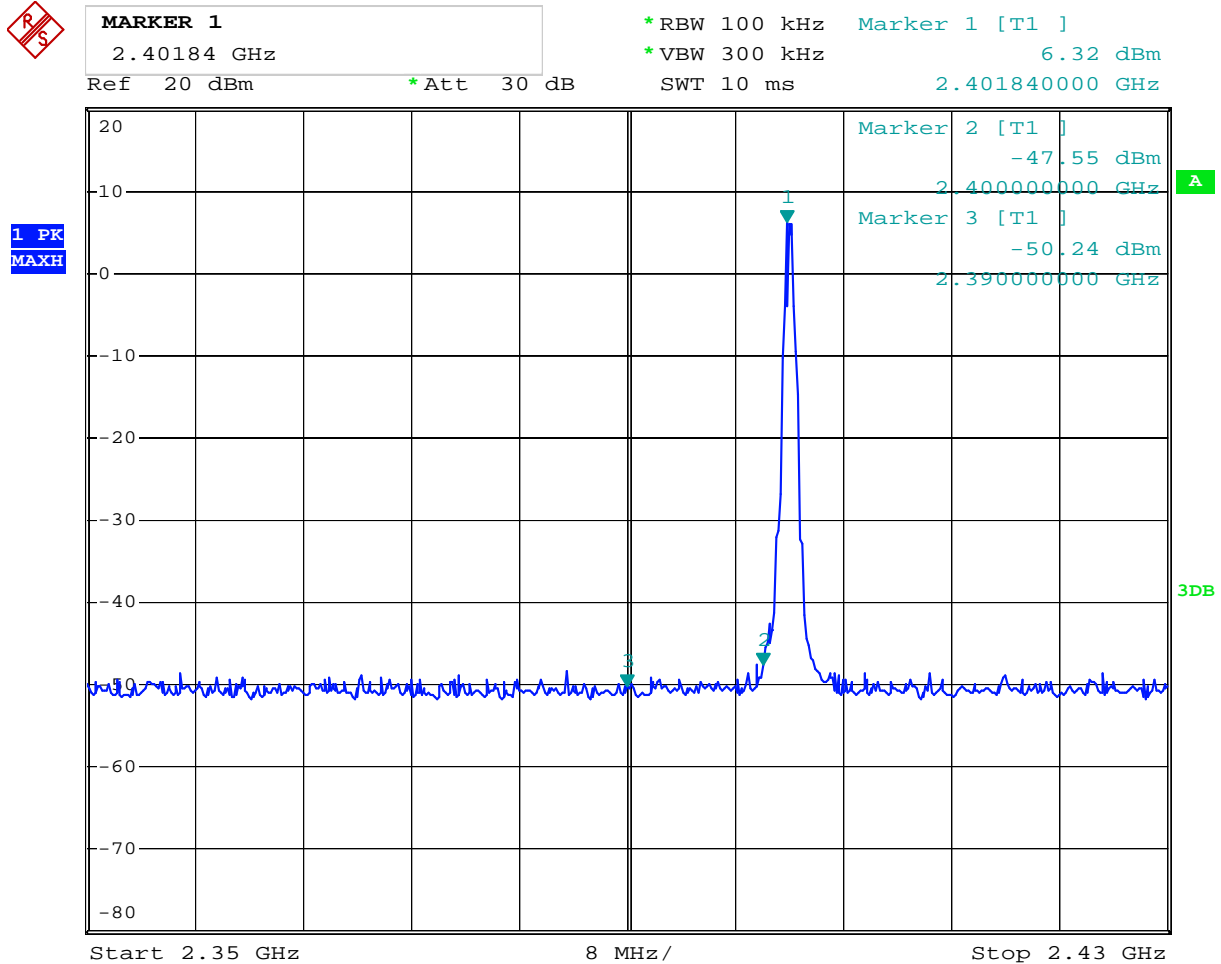


Type of Modulation: GFSK

12.4 Out of Band Test Result

Product:	Tablet PC		Test Mode:	Low Channel
Mode	Keeping Transmitting		Input Voltage	DC3.7V
Temperature	24 deg. C		Humidity	56% RH
Test Result:	Pass		Detector	PK
The Max. FS in Restrict Band 2390MHz	PK (dBμV/m)	38.8	Limit	74(dBμV/m)
	AV(dBμV/m)	--		54(dBμV/m)

Test Figure:



Date: 29.NOV.2013 16:00:40

The report refers only to the sample tested and does not apply to the bulk.
This report is issued in confidence to the client and it will be strictly treated as such by the Shenzhen Timeway Technology Consulting Co.,Ltd. It may not be reproduced rather in its entirety or in part and it may not be used for advertising. The client to whom the report is issued may, however, show or send it, or a certified copy thereof prepared by the Shenzhen Timeway Technology Consulting Co.,Ltd to his customer. Supplier or others persons directly concerned. Shenzhen Timeway Technology Consulting Co.,Ltd will not, without the consent of the client enter into any discussion of correspondence with any third party concerning the contents of the report.
In the event of the improper use of the report. The Shenzhen Timeway Technology Consulting Co.,Ltd reserves the rights to withdraw it and to adopt any other remedies which may be appropriate.

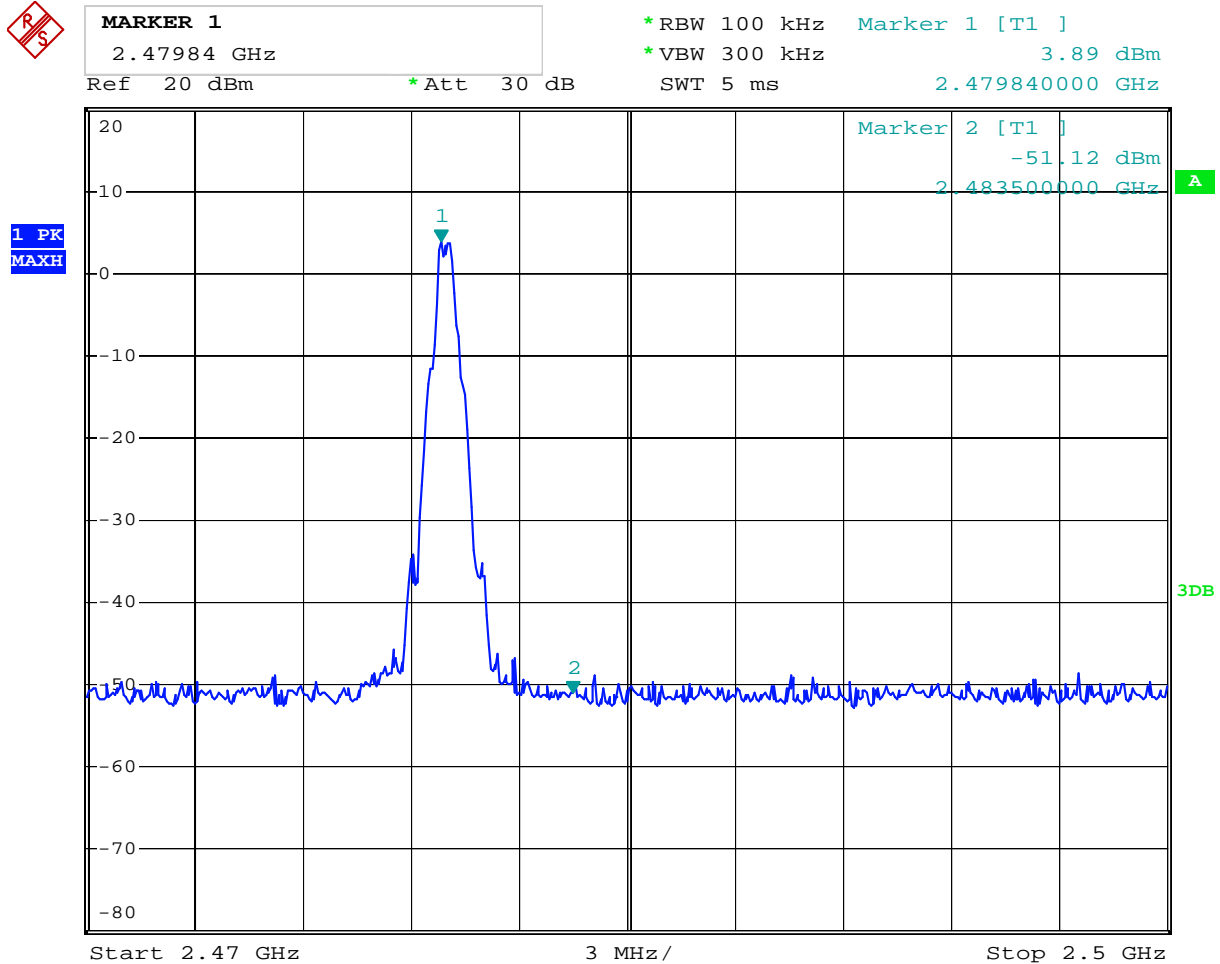


Type of Modulation: GFSK

12.4 Out of Band Test Result

Product:	Tablet PC		Test Mode:	High Channel
Mode	Keeping Transmitting		Input Voltage	DC3.7V
Temperature	24 deg. C,		Humidity	56% RH
Test Result:	Pass		Detector	PK
The Max. FS in Restrict Band 2483.5MHz	PK (dBμV/m)	39.2	Limit	74(dBμV/m)
	AV(dBμV/m)	--		54(dBμV/m)

Test Figure:



Date: 29.NOV.2013 16:06:47

The report refers only to the sample tested and does not apply to the bulk.
This report is issued in confidence to the client and it will be strictly treated as such by the Shenzhen Timeway Technology Consulting Co.,Ltd. It may not be reproduced rather in its entirety or in part and it may not be used for advertising. The client to whom the report is issued may, however, show or send it . or a certified copy there of prepared by the Shenzhen Timeway Technology Consulting co.,Ltd to his customer. Supplier or others persons directly concerned. Shenzhen Timeway Technology Consulting co.,Ltd will not, without the consent of the client enter into any discussion of correspondence with any third party concerning the contents of the report.
In the event of the improper use of the report. The Shenzhen Timeway Technology Consulting co.,Ltd reserves the rights to withdraw it and to adopt any other remedies which may be appropriate.

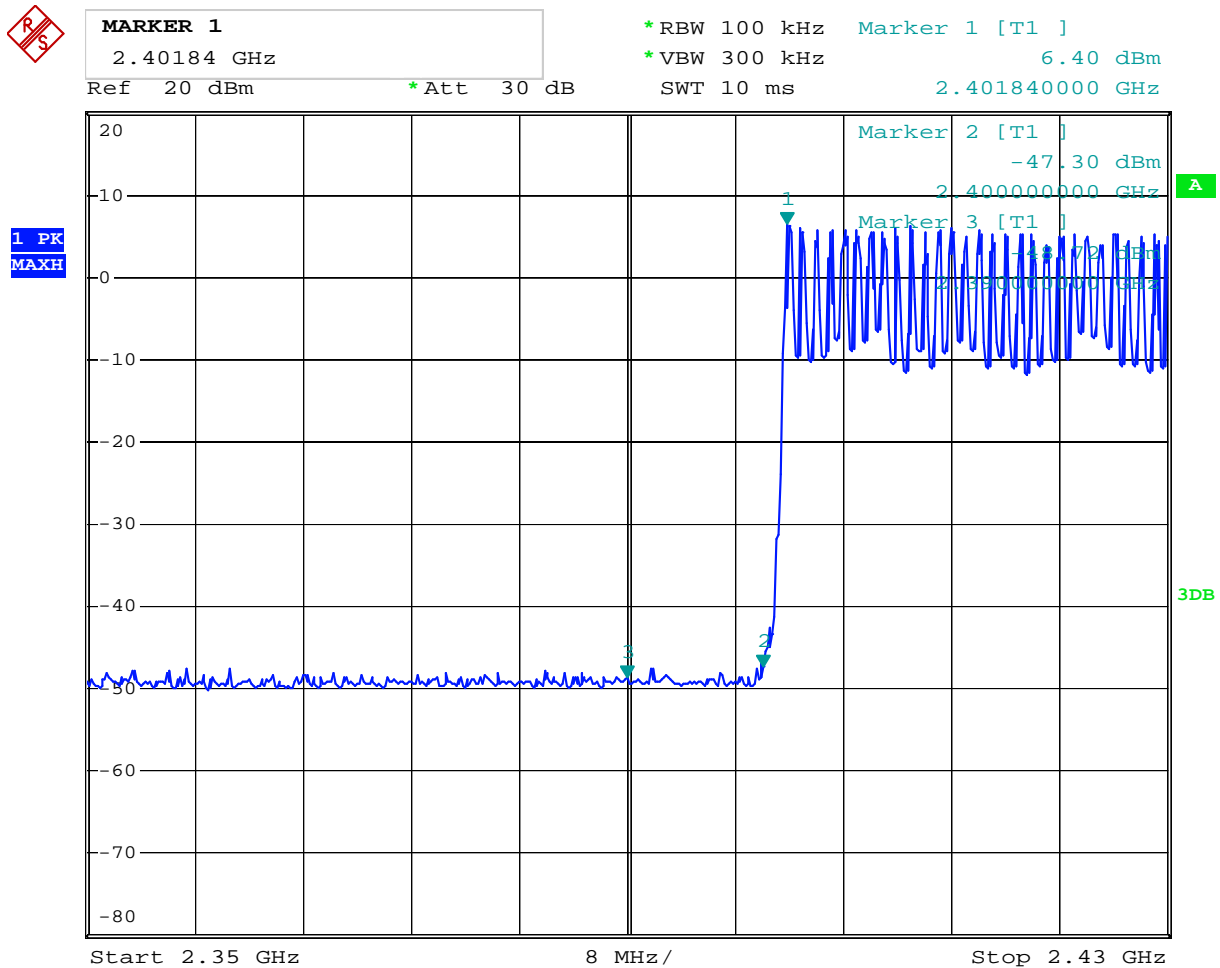


Type of Modulation: GFSK

12.4 Out of Band Test Result

Product:	Tablet PC		Test Mode:	Hopping mode
Mode	Hopping ON		Input Voltage	DC3.7V
Temperature	24 deg. C,		Humidity	56% RH
Test Result:	Pass		Detector	PK
The Max. FS in Restrict Band 2390MHz	PK (dBμV/m)	37.6	Limit	74(dBμV/m)
	AV(dBμV/m)	--		54(dBμV/m)

Test Figure:



Date: 29.NOV.2013 16:04:07

The report refers only to the sample tested and does not apply to the bulk.
This report is issued in confidence to the client and it will be strictly treated as such by the Shenzhen Timeway Technology Consulting Co.,Ltd. It may not be reproduced rather in its entirety or in part and it may not be used for advertising. The client to whom the report is issued may, however, show or send it, or a certified copy thereof prepared by the Shenzhen Timeway Technology Consulting Co.,Ltd to his customer. Supplier or others persons directly concerned. Shenzhen Timeway Technology Consulting Co.,Ltd will not, without the consent of the client enter into any discussion of correspondence with any third party concerning the contents of the report.
In the event of the improper use of the report. The Shenzhen Timeway Technology Consulting Co.,Ltd reserves the rights to withdraw it and to adopt any other remedies which may be appropriate.

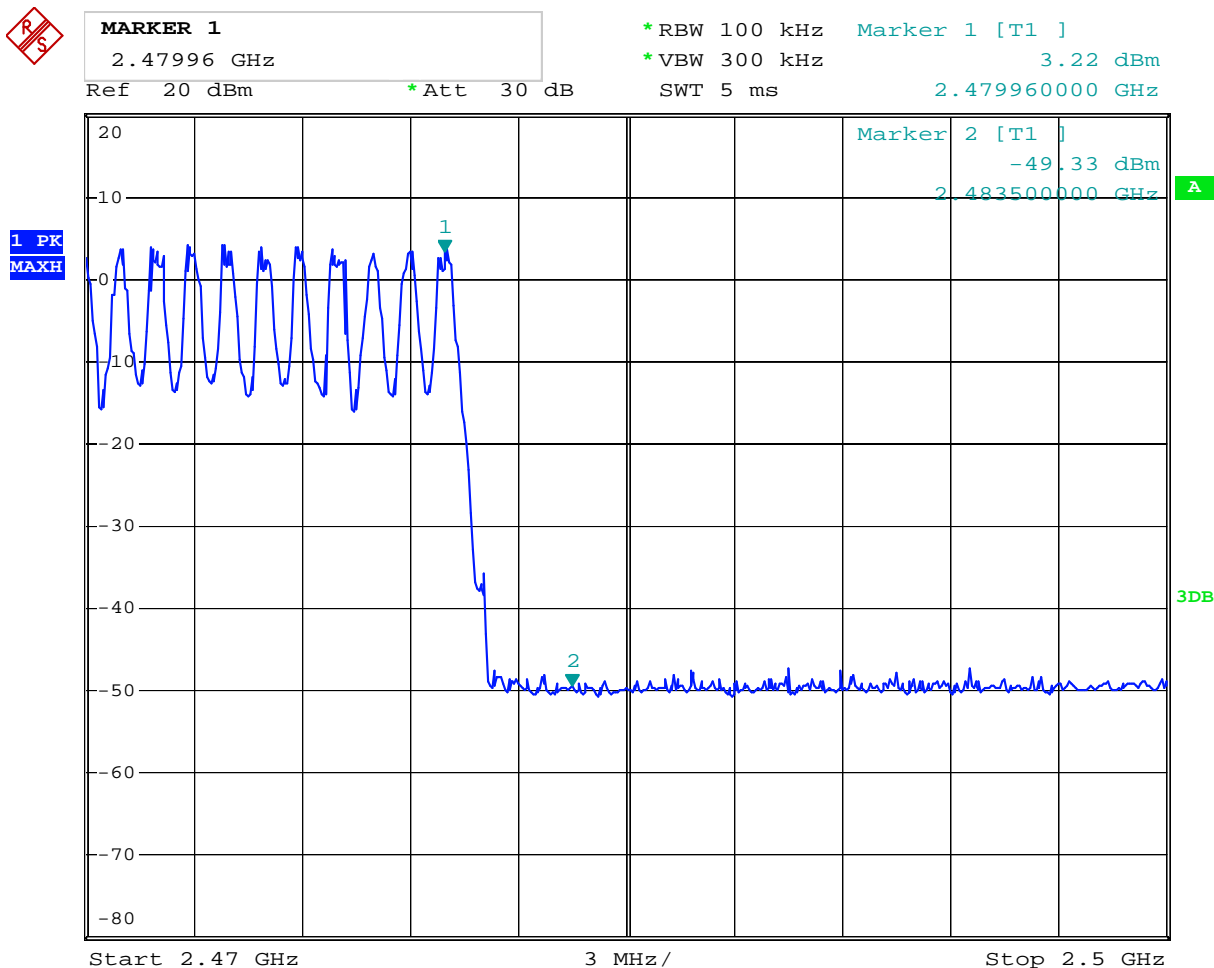


Type of Modulation: GFSK

12.4 Out of Band Test Result

Product:	Tablet PC		Test Mode:	Hopping mode
Mode	Hopping ON		Input Voltage	DC3.7V
Temperature	24 deg. C,		Humidity	56% RH
Test Result:	Pass		Detector	PK
The Max. FS in Restrict Band 2483.5MHz	PK (dBμV/m)	39.9	Limit	74(dBμV/m)
	AV(dBμV/m)	--		54(dBμV/m)

Test Figure:



Date: 29.NOV.2013 16:06:24

The report refers only to the sample tested and does not apply to the bulk.
This report is issued in confidence to the client and it will be strictly treated as such by the Shenzhen Timeway Technology Consulting Co.,Ltd. It may not be reproduced rather in its entirety or in part and it may not be used for advertising. The client to whom the report is issued may, however, show or send it, or a certified copy thereof prepared by the Shenzhen Timeway Technology Consulting Co.,Ltd to his customer. Supplier or others persons directly concerned. Shenzhen Timeway Technology Consulting Co.,Ltd will not, without the consent of the client enter into any discussion of correspondence with any third party concerning the contents of the report.
In the event of the improper use of the report. The Shenzhen Timeway Technology Consulting Co.,Ltd reserves the rights to withdraw it and to adopt any other remedies which may be appropriate.

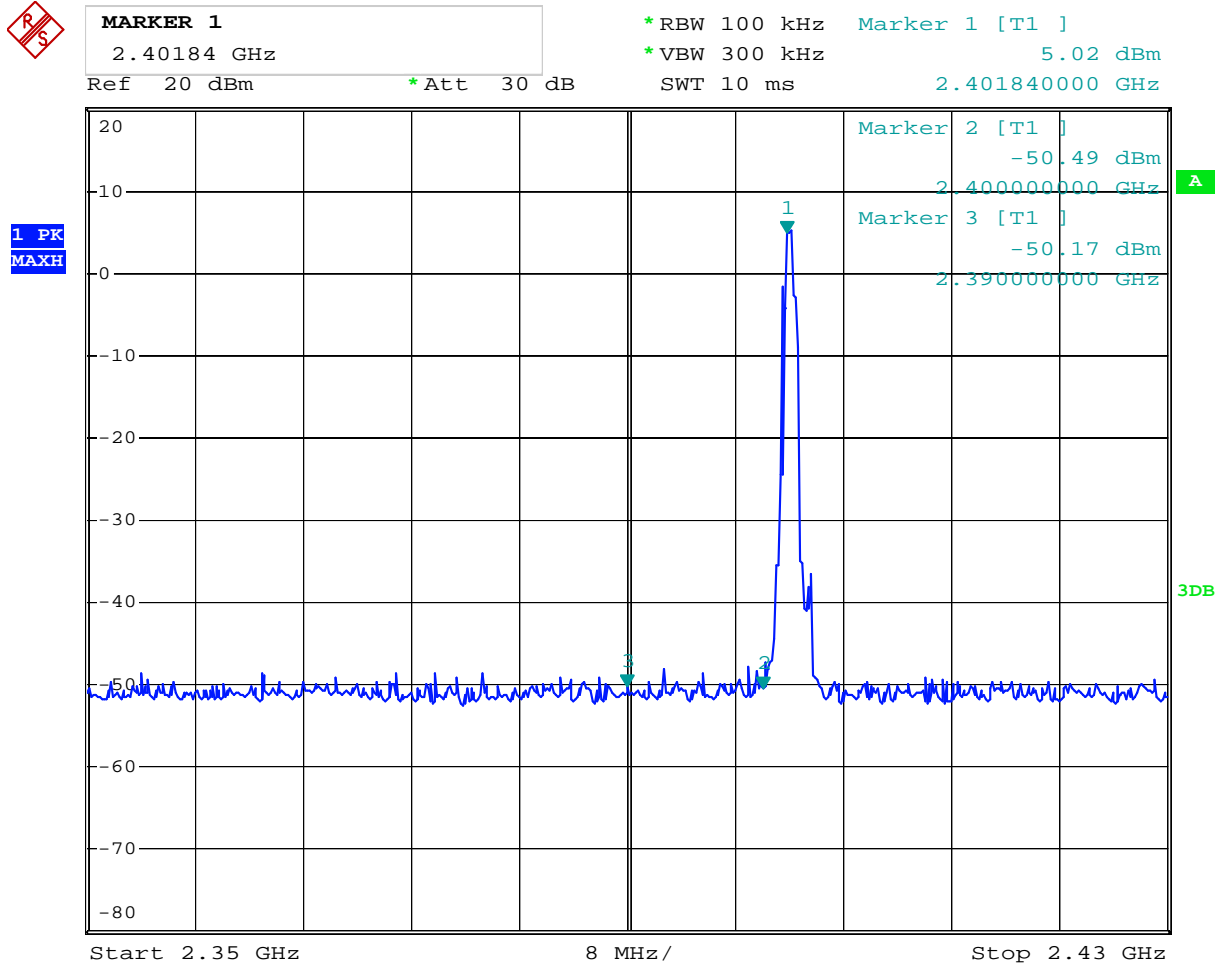


Type of Modulation: $\pi/4$ QPSK

12.4 Out of Band Test Result

Product:	Tablet PC		Test Mode:	Low Channel
Mode	Keeping Transmitting		Input Voltage	DC3.7V
Temperature	24 deg. C		Humidity	56% RH
Test Result:	Pass		Detector	PK
The Max. FS in Restrict Band 2390MHz	PK (dB μ V/m)	37.7	Limit	74(dB μ V/m)
	AV(dB μ V/m)	--		54(dB μ V/m)

Test Figure:



Date: 29.NOV.2013 16:34:47

The report refers only to the sample tested and does not apply to the bulk.
This report is issued in confidence to the client and it will be strictly treated as such by the Shenzhen Timeway Technology Consulting Co.,Ltd. It may not be reproduced rather in its entirety or in part and it may not be used for advertising. The client to whom the report is issued may, however, show or send it . or a certified copy there of prepared by the Shenzhen Timeway Technology Consulting co.,Ltd to his customer. Supplier or others persons directly concerned. Shenzhen Timeway Technology Consulting co.,Ltd will not, without the consent of the client enter into any discussion of correspondence with any third party concerning the contents of the report.
In the event of the improper use of the report. The Shenzhen Timeway Technology Consulting co.,Ltd reserves the rights to withdraw it and to adopt any other remedies which may be appropriate.

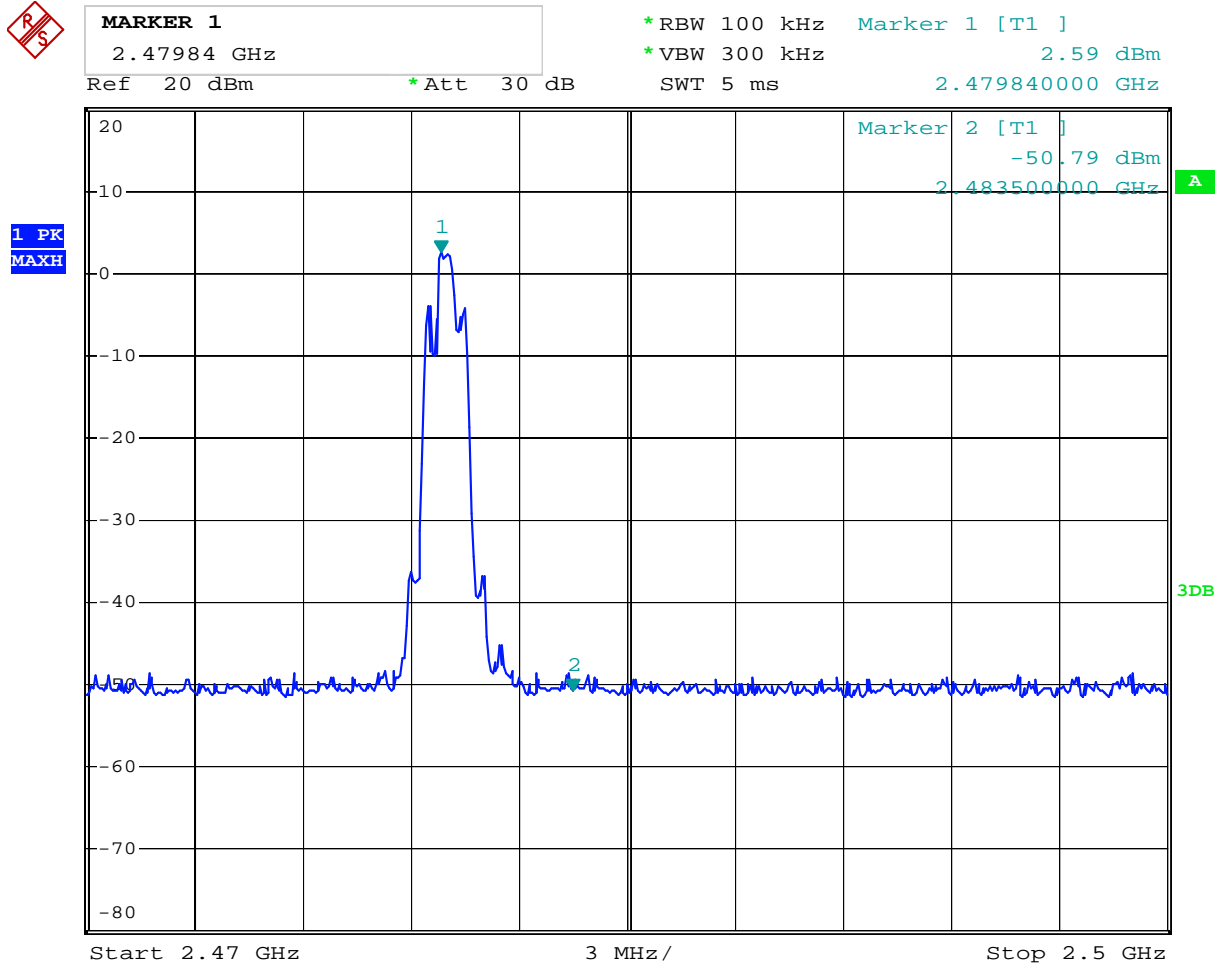


Type of Modulation: $\pi/4$ QPSK

12.4 Out of Band Test Result

Product:	Tablet PC		Test Mode:	High Channel
Mode	Keeping Transmitting		Input Voltage	DC3.7V
Temperature	24 deg. C,		Humidity	56% RH
Test Result:	Pass		Detector	PK
The Max. FS in Restrict Band 2483.5MHz	PK (dB μ V/m)	40.3	Limit	74(dB μ V/m)
	AV(dB μ V/m)	--		54(dB μ V/m)

Test Figure:



Date: 29.NOV.2013 16:35:29

The report refers only to the sample tested and does not apply to the bulk.
This report is issued in confidence to the client and it will be strictly treated as such by the Shenzhen Timeway Technology Consulting Co.,Ltd. It may not be reproduced rather in its entirety or in part and it may not be used for advertising. The client to whom the report is issued may, however, show or send it . or a certified copy there of prepared by the Shenzhen Timeway Technology Consulting co.,Ltd to his customer. Supplier or others persons directly concerned. Shenzhen Timeway Technology Consulting co.,Ltd will not, without the consent of the client enter into any discussion of correspondence with any third party concerning the contents of the report.
In the event of the improper use of the report. The Shenzhen Timeway Technology Consulting co.,Ltd reserves the rights to withdraw it and to adopt any other remedies which may be appropriate.

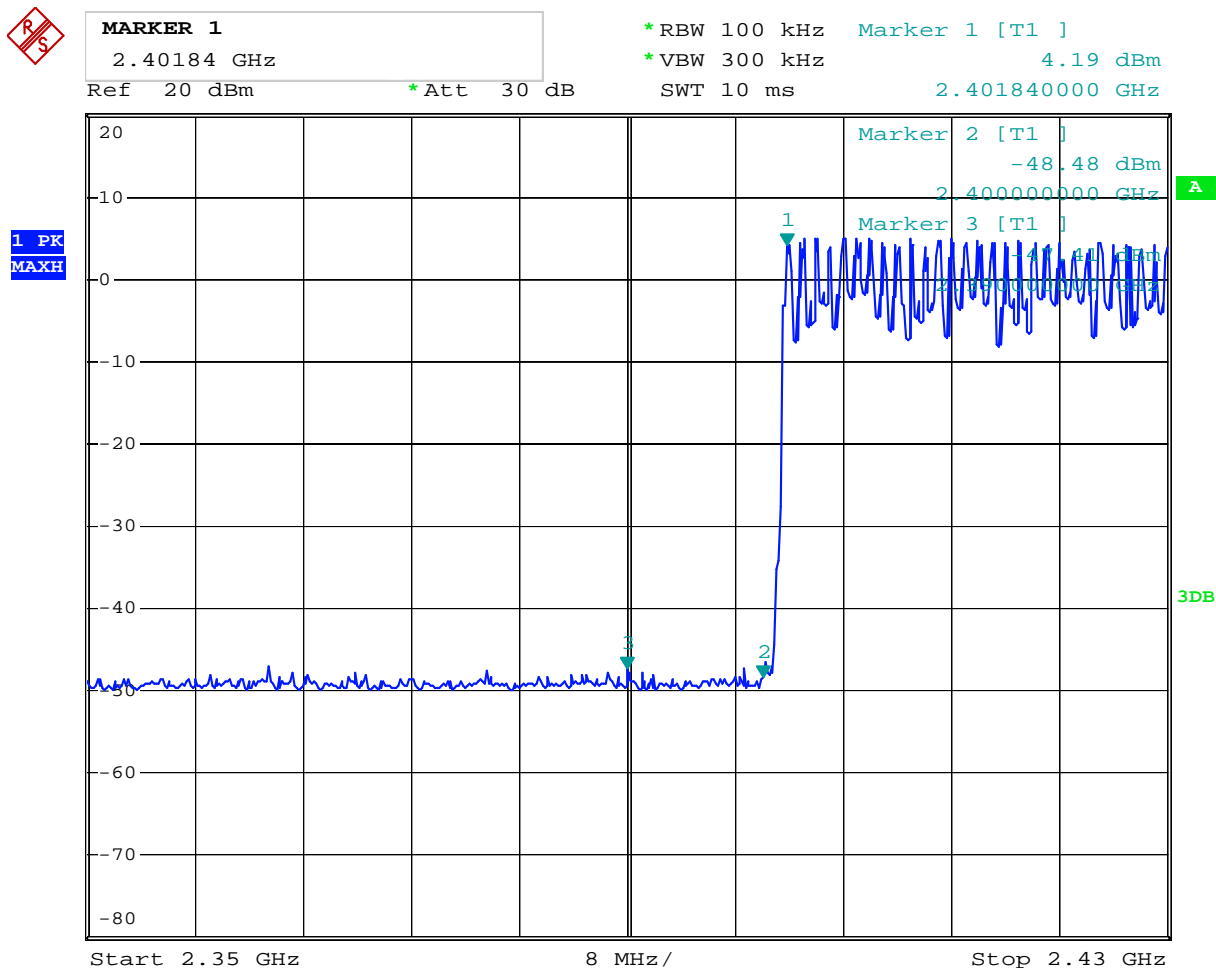


Type of Modulation: $\pi/4$ QPSK

12.4 Out of Band Test Result

Product:	Tablet PC		Test Mode:	Hopping mode
Mode	Hopping ON		Input Voltage	DC3.7V
Temperature	24 deg. C,		Humidity	56% RH
Test Result:	Pass		Detector	PK
The Max. FS in Restrict Band 2390MHz	PK (dB μ V/m)	37.5	Limit	74(dB μ V/m)
	AV(dB μ V/m)	--		54(dB μ V/m)

Test Figure:



Date: 29.NOV.2013 16:34:24

The report refers only to the sample tested and does not apply to the bulk.
This report is issued in confidence to the client and it will be strictly treated as such by the Shenzhen Timeway Technology Consulting Co.,Ltd. It may not be reproduced rather in its entirety or in part and it may not be used for advertising. The client to whom the report is issued may, however, show or send it . or a certified copy there of prepared by the Shenzhen Timeway Technology Consulting co.,Ltd to his customer. Supplier or others persons directly concerned. Shenzhen Timeway Technology Consulting co.,Ltd will not, without the consent of the client enter into any discussion of correspondence with any third party concerning the contents of the report.
In the event of the improper use of the report. The Shenzhen Timeway Technology Consulting co.,Ltd reserves the rights to withdraw it and to adopt any other remedies which may be appropriate.

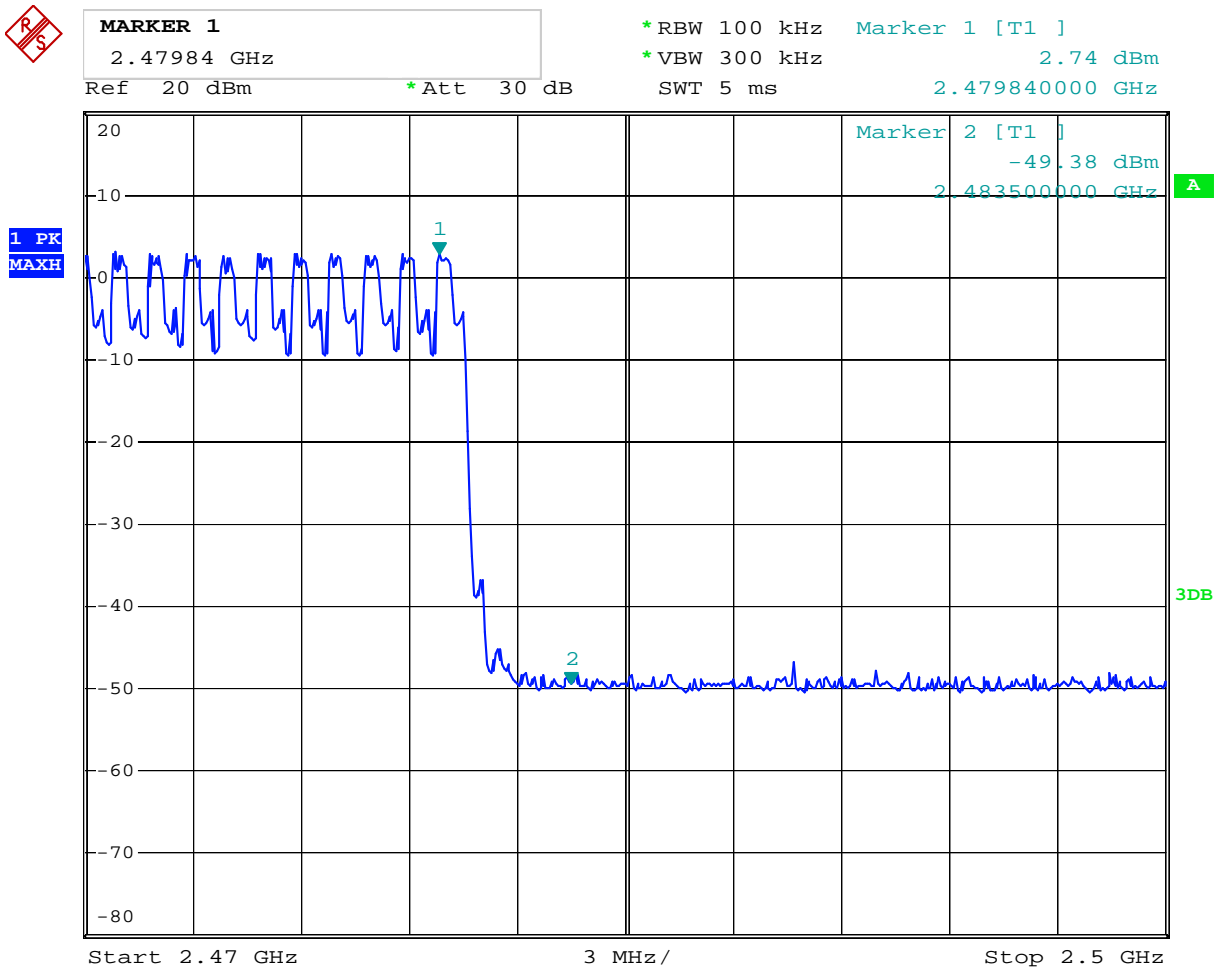


Type of Modulation: $\pi/4$ QPSK

12.4 Out of Band Test Result

Product:	Tablet PC		Test Mode:	Hopping mode
Mode	Hopping ON		Input Voltage	DC3.7V
Temperature	24 deg. C,		Humidity	56% RH
Test Result:	Pass		Detector	PK
The Max. FS in Restrict Band 2483.5MHz	PK (dB μ V/m)	41.0	Limit	74(dB μ V/m)
	AV(dB μ V/m)	--		54(dB μ V/m)

Test Figure:



Date: 29.NOV.2013 16:37:21

The report refers only to the sample tested and does not apply to the bulk.
 This report is issued in confidence to the client and it will be strictly treated as such by the Shenzhen Timeway Technology Consulting Co.,Ltd. It may not be reproduced rather in its entirety or in part and it may not be used for advertising. The client to whom the report is issued may, however, show or send it, or a certified copy thereof prepared by the Shenzhen Timeway Technology Consulting Co.,Ltd to his customer. Supplier or others persons directly concerned. Shenzhen Timeway Technology Consulting Co.,Ltd will not, without the consent of the client enter into any discussion of correspondence with any third party concerning the contents of the report.
 In the event of the improper use of the report. The Shenzhen Timeway Technology Consulting Co.,Ltd reserves the rights to withdraw it and to adopt any other remedies which may be appropriate.

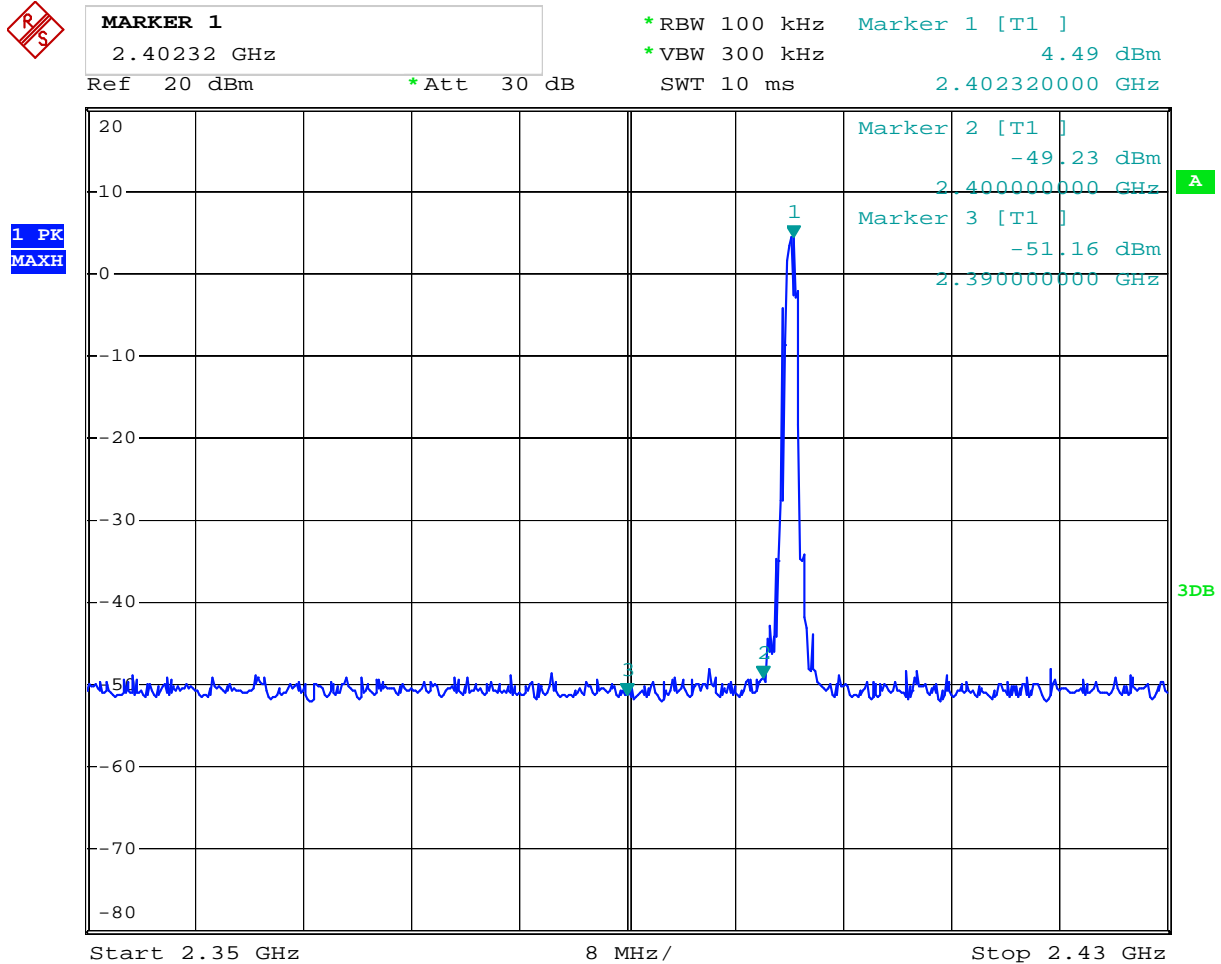


Type of Modulation: 8DPSK

12.4 Out of Band Test Result

Product:	Tablet PC		Test Mode:	Low Channel
Mode	Keeping Transmitting		Input Voltage	DC3.7V
Temperature	24 deg. C		Humidity	56% RH
Test Result:	Pass		Detector	PK
The Max. FS in Restrict Band 2390MHz	PK (dBμV/m)	37.6	Limit	74(dBμV/m)
	AV(dBμV/m)	--		54(dBμV/m)

Test Figure:



Date: 29.NOV.2013 16:56:36

The report refers only to the sample tested and does not apply to the bulk. This report is issued in confidence to the client and it will be strictly treated as such by the Shenzhen Timeway Technology Consulting Co.,Ltd. It may not be reproduced rather in its entirety or in part and it may not be used for advertising. The client to whom the report is issued may, however, show or send it, or a certified copy thereof prepared by the Shenzhen Timeway Technology Consulting Co.,Ltd to his customer. Supplier or others persons directly concerned. Shenzhen Timeway Technology Consulting Co.,Ltd will not, without the consent of the client enter into any discussion of correspondence with any third party concerning the contents of the report. In the event of the improper use of the report. The Shenzhen Timeway Technology Consulting Co.,Ltd reserves the rights to withdraw it and to adopt any other remedies which may be appropriate.

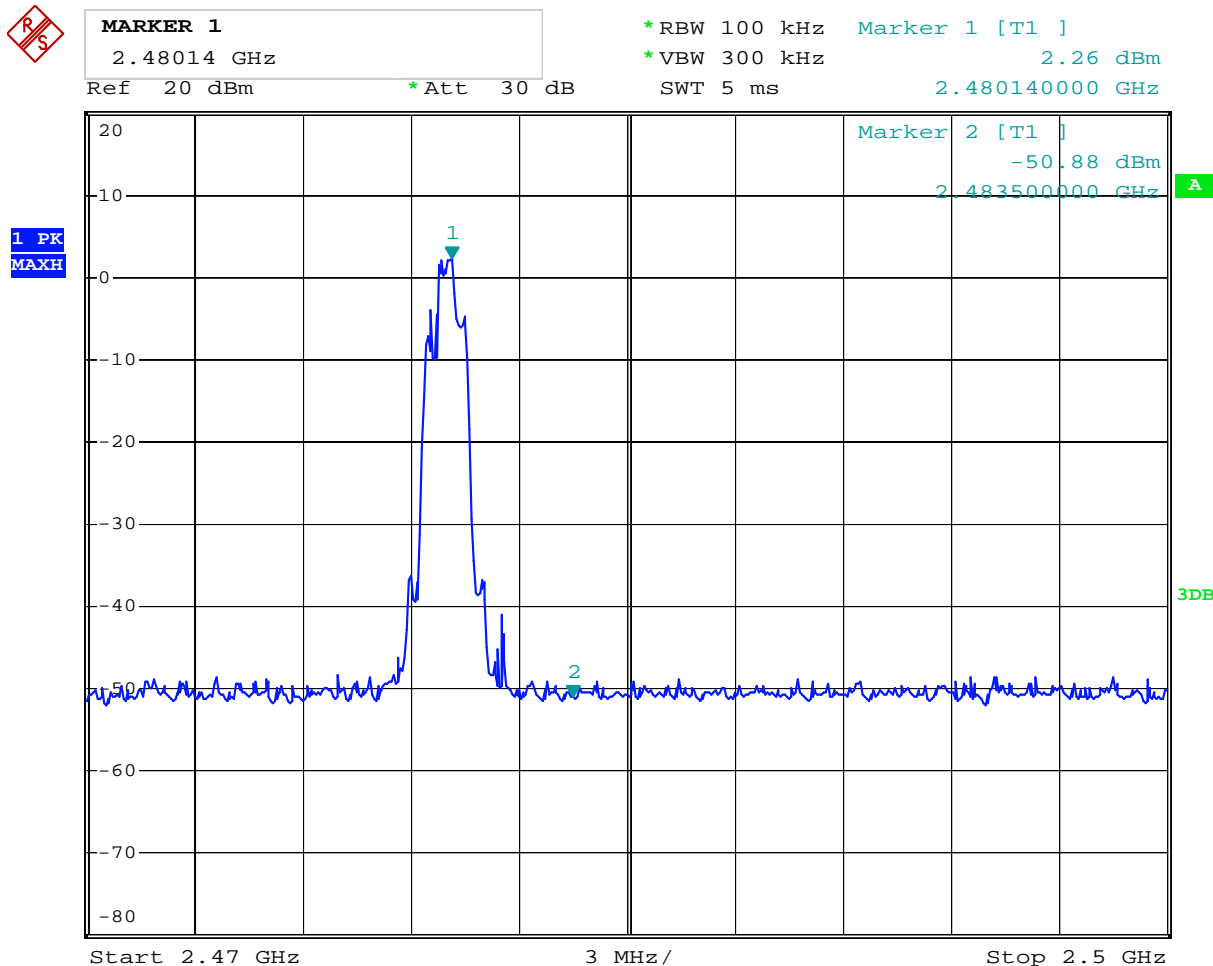


Type of Modulation: 8DPSK

12.4 Out of Band Test Result

Product:	Tablet PC		Test Mode:	High Channel
Mode	Keeping Transmitting		Input Voltage	DC3.7V
Temperature	24 deg. C,		Humidity	56% RH
Test Result:	Pass		Detector	PK
The Max. FS in Restrict Band 2483.5MHz	PK (dBμV/m)	40.5	Limit	74(dBμV/m)
	AV(dBμV/m)	--		54(dBμV/m)

Test Figure:



Date: 29.NOV.2013 17:06:52

The report refers only to the sample tested and does not apply to the bulk.
This report is issued in confidence to the client and it will be strictly treated as such by the Shenzhen Timeway Technology Consulting Co.,Ltd. It may not be reproduced rather in its entirety or in part and it may not be used for advertising. The client to whom the report is issued may, however, show or send it . or a certified copy there of prepared by the Shenzhen Timeway Technology Consulting co.,Ltd to his customer. Supplier or others persons directly concerned. Shenzhen Timeway Technology Consulting co.,Ltd will not, without the consent of the client enter into any discussion of correspondence with any third party concerning the contents of the report.
In the event of the improper use of the report. The Shenzhen Timeway Technology Consulting co.,Ltd reserves the rights to withdraw it and to adopt any other remedies which may be appropriate.

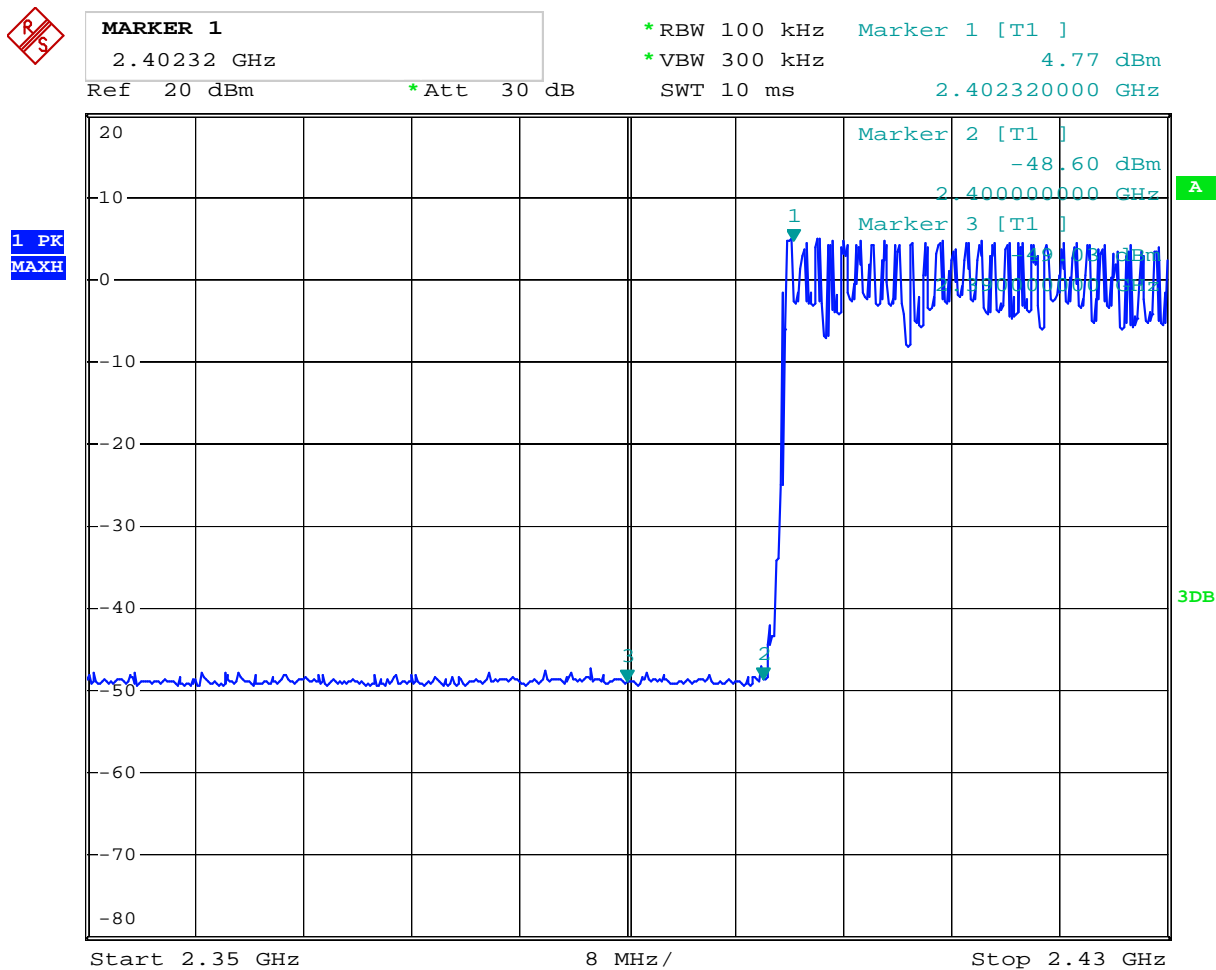


Type of Modulation: 8DPSK

12.4 Out of Band Test Result

Product:	Tablet PC		Test Mode:	Hopping mode
Mode	Hopping ON		Input Voltage	DC3.7V
Temperature	24 deg. C,		Humidity	56% RH
Test Result:	Pass		Detector	PK
The Max. FS in Restrict Band 2390MHz	PK (dBμV/m)	38.6	Limit	74(dBμV/m)
	AV(dBμV/m)	--		54(dBμV/m)

Test Figure:



Date: 29.NOV.2013 17:05:53

The report refers only to the sample tested and does not apply to the bulk.
This report is issued in confidence to the client and it will be strictly treated as such by the Shenzhen Timeway Technology Consulting Co.,Ltd. It may not be reproduced rather in its entirety or in part and it may not be used for advertising. The client to whom the report is issued may, however, show or send it . or a certified copy there of prepared by the Shenzhen Timeway Technology Consulting co.,Ltd to his customer. Supplier or others persons directly concerned. Shenzhen Timeway Technology Consulting co.,Ltd will not, without the consent of the client enter into any discussion of correspondence with any third party concerning the contents of the report.
In the event of the improper use of the report. The Shenzhen Timeway Technology Consulting co.,Ltd reserves the rights to withdraw it and to adopt any other remedies which may be appropriate.

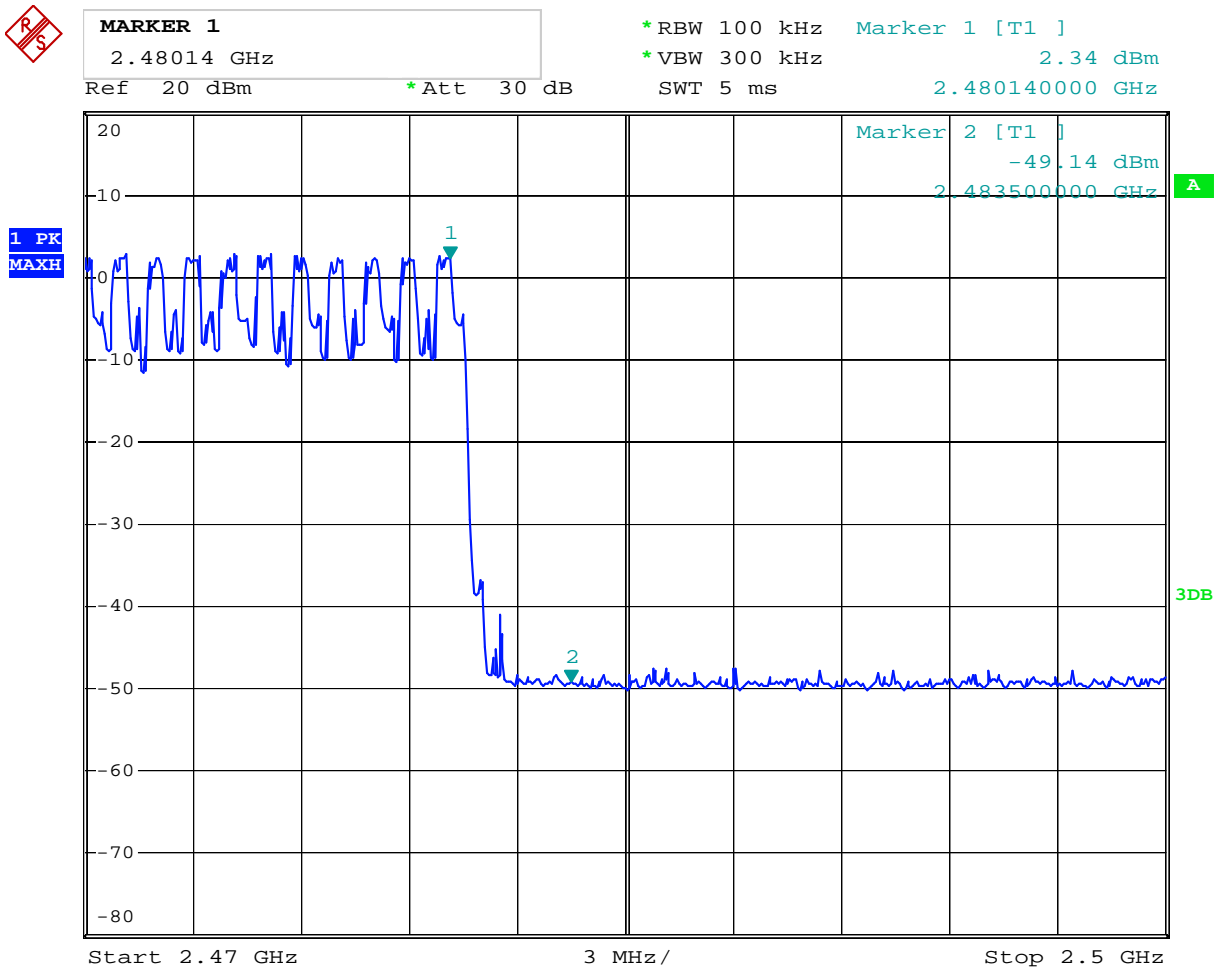


Type of Modulation: 8DPSK

12.4 Out of Band Test Result

Product:	Tablet PC		Test Mode:	Hopping mode
Mode	Hopping ON		Input Voltage	DC3.7V
Temperature	24 deg. C,		Humidity	56% RH
Test Result:	Pass		Detector	PK
The Max. FS in Restrict Band 2483.5MHz	PK (dBμV/m)	40.6	Limit	74(dBμV/m)
	AV(dBμV/m)	--		54(dBμV/m)

Test Figure:



Date: 29.NOV.2013 17:11:10

The report refers only to the sample tested and does not apply to the bulk.
This report is issued in confidence to the client and it will be strictly treated as such by the Shenzhen Timeway Technology Consulting Co.,Ltd. It may not be reproduced rather in its entirety or in part and it may not be used for advertising. The client to whom the report is issued may, however, show or send it . or a certified copy there of prepared by the Shenzhen Timeway Technology Consulting co.,Ltd to his customer. Supplier or others persons directly concerned. Shenzhen Timeway Technology Consulting co.,Ltd will not, without the consent of the client enter into any discussion of correspondence with any third party concerning the contents of the report.
In the event of the improper use of the report. The Shenzhen Timeway Technology Consulting co.,Ltd reserves the rights to withdraw it and to adopt any other remedies which may be appropriate.



13.0 Antenna Requirement

13.1 Standard Applicable

For intentional device, according to FCC 47 CFR Section 15.203, an intentional radiator shall be designed to ensure that no antenna other than that furnished by the responsible party shall be used with the device.

And according to FCC 47 CFR Section 15.247 (b), if transmitter antennas of directional gain greater than 6 dBi are used, the power shall be reduced by the amount in dB that the directional gain of the antenna exceeds 6 dBi.

13.2 Antenna Connected constructions

Integral Antenna used. The maximum Gain of this antenna is 2.0dBi

The report refers only to the sample tested and does not apply to the bulk.

This report is issued in confidence to the client and it will be strictly treated as such by the Shenzhen Timeway Technology Consulting Co., Ltd. It may not be reproduced in its entirety or in part and it may not be used for advertising. The client to whom the report is issued may, however, show or send it or a certified copy thereof prepared by the Shenzhen Timeway Technology Consulting Co., Ltd. to his customer, supplier or other persons directly concerned. Shenzhen Timeway Technology Consulting Co., Ltd. will not, without the consent of the client, enter into any discussion of correspondence with any third party concerning the contents of the report.

In the event of the improper use of the report, the Shenzhen Timeway Technology Consulting Co., Ltd. reserves the rights to withdraw it and to adopt any other remedies which may be appropriate.

14.0 FCC ID Label

FCC ID: 2ABGH-R370H

This device complies with part 15 of the FCC rules. Operation is subject to the following two conditions (1) this device may not cause harmful interference, and (2) this device must accept any interference received, including interference that may cause undesired operation.

The label must not be a stick-on paper label. The label on these products must be permanently affixed to the product and readily visible at the time of purchase and must last the expected lifetime of the equipment not be readily detachable.

Mark Location:



FCC ID Label Location

The report refers only to the sample tested and does not apply to the bulk.

This report is issued in confidence to the client and it will be strictly treated as such by the Shenzhen Timeway Technology Consulting Co., Ltd. It may not be reproduced rather in its entirety or in part and it may not be used for advertising. The client to whom the report is issued may, however, show or send it, or a certified copy thereof prepared by the Shenzhen Timeway Technology Consulting Co., Ltd. to his customer. Supplier or other persons directly concerned. Shenzhen Timeway Technology Consulting Co., Ltd. will not, without the consent of the client enter into any discussion of correspondence with any third party concerning the contents of the report.

In the event of the improper use of the report, The Shenzhen Timeway Technology Consulting Co., Ltd reserves the rights to withdraw it and to adopt any other remedies which may be appropriate.

15.0 Photo of testing

Conducted Emission Test Setup:



The report refers only to the sample tested and does not apply to the bulk.

This report is issued in confidence to the client and it will be strictly treated as such by the Shenzhen Timeway Technology Consulting Co., Ltd. It may not be reproduced in its entirety or in part and it may not be used for advertising. The client to whom the report is issued may, however, show or send it, or a certified copy thereof prepared by the Shenzhen Timeway Technology Consulting Co., Ltd. to his customer, supplier or other persons directly concerned. Shenzhen Timeway Technology Consulting Co., Ltd. will not, without the consent of the client, enter into any discussion of correspondence with any third party concerning the contents of the report.

In the event of the improper use of the report, the Shenzhen Timeway Technology Consulting Co., Ltd. reserves the rights to withdraw it and to adopt any other remedies which may be appropriate.

Radiated Emission Test Setup:



The report refers only to the sample tested and does not apply to the bulk.
This report is issued in confidence to the client and it will be strictly treated as such by the Shenzhen Timeway Technology Consulting Co., Ltd. It may not be reproduced rather in its entirety or in part and it may not be used for advertising. The client to whom the report is issued may, however, show or send it, or a certified copy thereof prepared by the Shenzhen Timeway Technology Consulting Co., Ltd. to his customer, supplier or other persons directly concerned. Shenzhen Timeway Technology Consulting Co., Ltd. will not, without the consent of the client, enter into any discussion of correspondence with any third party concerning the contents of the report.
In the event of the improper use of the report, the Shenzhen Timeway Technology Consulting Co., Ltd. reserves the rights to withdraw it and to adopt any other remedies which may be appropriate.

Photo for the EUT



The report refers only to the sample tested and does not apply to the bulk.
This report is issued in confidence to the client and it will be strictly treated as such by the Shenzhen Timeway Technology Consulting Co., Ltd. It may not be reproduced rather in its entirety or in part and it may not be used for advertising. The client to whom the report is issued may, however, show or send it, or a certified copy thereof prepared by the Shenzhen Timeway Technology Consulting Co., Ltd. to his customer, supplier or other persons directly concerned. Shenzhen Timeway Technology Consulting Co., Ltd. will not, without the consent of the client, enter into any discussion of correspondence with any third party concerning the contents of the report.
In the event of the improper use of the report, the Shenzhen Timeway Technology Consulting Co., Ltd. reserves the rights to withdraw it and to adopt any other remedies which may be appropriate.

Photos of EUT



The report refers only to the sample tested and does not apply to the bulk.
This report is issued in confidence to the client and it will be strictly treated as such by the Shenzhen Timeway Technology Consulting Co., Ltd. It may not be reproduced rather in its entirety or in part and it may not be used for advertising. The client to whom the report is issued may, however, show or send it, or a certified copy thereof prepared by the Shenzhen Timeway Technology Consulting Co., Ltd. to his customer, supplier or other persons directly concerned. Shenzhen Timeway Technology Consulting Co., Ltd. will not, without the consent of the client, enter into any discussion of correspondence with any third party concerning the contents of the report.
In the event of the improper use of the report, the Shenzhen Timeway Technology Consulting Co., Ltd. reserves the rights to withdraw it and to adopt any other remedies which may be appropriate.

Photos of EUT



The report refers only to the sample tested and does not apply to the bulk.
This report is issued in confidence to the client and it will be strictly treated as such by the Shenzhen Timeway Technology Consulting Co., Ltd. It may not be reproduced rather in its entirety or in part and it may not be used for advertising. The client to whom the report is issued may, however, show or send it, or a certified copy thereof prepared by the Shenzhen Timeway Technology Consulting Co., Ltd to his customer. Supplier or others persons directly concerned. Shenzhen Timeway Technology Consulting Co., Ltd will not, without the consent of the client enter into any discussion of correspondence with any third party concerning the contents of the report.
In the event of the improper use of the report. The Shenzhen Timeway Technology Consulting Co., Ltd reserves the rights to withdraw it and to adopt any other remedies which may be appropriate.

Photos of EUT



The report refers only to the sample tested and does not apply to the bulk.
This report is issued in confidence to the client and it will be strictly treated as such by the Shenzhen Timeway Technology Consulting Co., Ltd. It may not be reproduced rather in its entirety or in part and it may not be used for advertising. The client to whom the report is issued may, however, show or send it, or a certified copy thereof prepared by the Shenzhen Timeway Technology Consulting Co., Ltd. to his customer, supplier or other persons directly concerned. Shenzhen Timeway Technology Consulting Co., Ltd. will not, without the consent of the client, enter into any discussion of correspondence with any third party concerning the contents of the report.
In the event of the improper use of the report, the Shenzhen Timeway Technology Consulting Co., Ltd. reserves the rights to withdraw it and to adopt any other remedies which may be appropriate.

Photos of EUT



The report refers only to the sample tested and does not apply to the bulk.
This report is issued in confidence to the client and it will be strictly treated as such by the Shenzhen Timeway Technology Consulting Co.,Ltd. It may not be reproduced rather in its entirety or in part and it may not be used for advertising. The client to whom the report is issued may, however, show or send it . or a certified copy there of prepared by the Shenzhen Timeway Technology Consulting co.,Ltd to his customer. Supplier or others persons directly concerned. Shenzhen Timeway Technology Consulting co.,Ltd will not, without the consent of the client enter into any discussion of correspondence with any third party concerning the contents of the report.
In the event of the improper use of the report. The Shenzhen Timeway Technology Consulting co.,Ltd reserves the rights to withdraw it and to adopt any other remedies which may be appropriate.

Photos of EUT



The report refers only to the sample tested and does not apply to the bulk.
This report is issued in confidence to the client and it will be strictly treated as such by the Shenzhen Timeway Technology Consulting Co.,Ltd. It may not be reproduced rather in its entirety or in part and it may not be used for advertising. The client to whom the report is issued may, however, show or send it . or a certified copy there of prepared by the Shenzhen Timeway Technology Consulting co.,Ltd to his customer. Supplier or others persons directly concerned. Shenzhen Timeway Technology Consulting co.,Ltd will not, without the consent of the client enter into any discussion of correspondence with any third party concerning the contents of the report.
In the event of the improper use of the report. The Shenzhen Timeway Technology Consulting co.,Ltd reserves the rights to withdraw it and to adopt any other remedies which may be appropriate.

Photos of EUT



The report refers only to the sample tested and does not apply to the bulk.
This report is issued in confidence to the client and it will be strictly treated as such by the Shenzhen Timeway Technology Consulting Co.,Ltd. It may not be reproduced rather in its entirety or in part and it may not be used for advertising. The client to whom the report is issued may, however, show or send it, or a certified copy thereof prepared by the Shenzhen Timeway Technology Consulting Co.,Ltd to his customer. Supplier or other persons directly concerned. Shenzhen Timeway Technology Consulting Co.,Ltd will not, without the consent of the client enter into any discussion of correspondence with any third party concerning the contents of the report.
In the event of the improper use of the report. The Shenzhen Timeway Technology Consulting Co.,Ltd reserves the rights to withdraw it and to adopt any other remedies which may be appropriate.

Photos of EUT



The report refers only to the sample tested and does not apply to the bulk.
This report is issued in confidence to the client and it will be strictly treated as such by the Shenzhen Timeway Technology Consulting Co., Ltd. It may not be reproduced rather in its entirety or in part and it may not be used for advertising. The client to whom the report is issued may, however, show or send it, or a certified copy thereof prepared by the Shenzhen Timeway Technology Consulting Co., Ltd to his customer. Supplier or others persons directly concerned. Shenzhen Timeway Technology Consulting Co., Ltd will not, without the consent of the client enter into any discussion of correspondence with any third party concerning the contents of the report.
In the event of the improper use of the report. The Shenzhen Timeway Technology Consulting Co., Ltd reserves the rights to withdraw it and to adopt any other remedies which may be appropriate.

Photos of EUT



End of the report

The report refers only to the sample tested and does not apply to the bulk.
This report is issued in confidence to the client and it will be strictly treated as such by the Shenzhen Timeway Technology Consulting Co., Ltd. It may not be reproduced in its entirety or in part and it may not be used for advertising. The client to whom the report is issued may, however, show or send it, or a certified copy thereof prepared by the Shenzhen Timeway Technology Consulting Co., Ltd. to his customer, supplier or other persons directly concerned. Shenzhen Timeway Technology Consulting Co., Ltd. will not, without the consent of the client, enter into any discussion of correspondence with any third party concerning the contents of the report.
In the event of the improper use of the report, the Shenzhen Timeway Technology Consulting Co., Ltd. reserves the rights to withdraw it and to adopt any other remedies which may be appropriate.