



# TEST REPORT

**APPLICANT** : Reliance Communications LLC

**PRODUCT NAME** : Orbic 5G Module

**MODEL NAME** : Orbic 5G Module

**BRAND NAME** : Orbic

**FCC ID** : 2ABGH-R100ML5

**STANDARD(S)** : 47 CFR Part 22, Subpart H  
47 CFR Part 24, Subpart E  
47 CFR Part 27, Subpart F&L

**RECEIPT DATE** : 2021-03-09

**TEST DATE** : 2021-03-31 to 2021-06-23

**ISSUE DATE** : 2021-06-25

Edited by: Zhou Xiaolong  
Zhou Xiaolong(Rapporteur)

Approved by: Shen Junsheng  
Shen Junsheng( Supervisor )

**NOTE:** This document is issued by Shenzhen Morlab Communications Technology Co., Ltd., the test report shall not be reproduced except in full without prior written permission of the company. The test results apply only to the particular sample(s) tested and to the specific tests carried out which is available on request for validation and information confirmed at our website.



Shenzhen Morlab Communications Technology Co., Ltd.  
FL1-3, Building A, FeiYang Science Park, No.8 LongChang Road,  
Block67, BaoAn District, ShenZhen ,GuangDong Province, P. R. China

Tel: 86-755-36698555  
Http://www.morlab.cn

Fax: 86-755-36698525  
E-mail: service@morlab.cn





# DIRECTORY

<b>1. Technical Information</b> .....	<b>4</b>
<b>1.1. Applicant and Manufacturer Information</b> .....	<b>4</b>
<b>1.2. Equipment Under Test (EUT) Description</b> .....	<b>4</b>
<b>1.3. Maximum ERP/EIRP and Emission Designator</b> .....	<b>6</b>
<b>1.4. Test Standards and Results</b> .....	<b>8</b>
<b>1.5. Environmental Conditions</b> .....	<b>10</b>
<b>2. 47 CFR Part 2, 22H, 24E and 27H&amp;F&amp;L Requirements</b> .....	<b>11</b>
<b>2.1. Transmitter Conducted Output Power And ERP/EIPR</b> .....	<b>11</b>
<b>2.2. Occupied Bandwidth</b> .....	<b>18</b>
<b>2.3. Conducted Spurious Emissions</b> .....	<b>56</b>
<b>2.4. Band Edge</b> .....	<b>89</b>
<b>2.5. Radiated Spurious Emissions</b> .....	<b>182</b>
<b>Annex A Test Uncertainty</b> .....	<b>367</b>
<b>Annex B Testing Laboratory Information</b> .....	<b>368</b>



<b>Change History</b>		
<b>Version</b>	<b>Date</b>	<b>Reason for change</b>
1.0	2021-06-25	First edition



# 1. Technical Information

Note: Provide by applicant.

## 1.1. Applicant and Manufacturer Information

<b>Applicant:</b>	Reliance Communications LLC
<b>Applicant Address:</b>	91 Colin Drive, Unit 1, HOLBROOK, New York 11741, United States
<b>Manufacturer:</b>	Unimaxcomm
<b>Manufacturer Address:</b>	35F,HBC HuiLong Center Building-II Minzhi Street, Longhua, Shenzhen, P.R. China 518110

## 1.2. Equipment Under Test (EUT) Description

<b>Product Name:</b>	Orbic 5G Module	
<b>Hardware Version:</b>	V1.1	
<b>Software Version:</b>	ORB100ML5_v1.0.9_VZ	
<b>IMEI:</b>	35224120	
<b>Modulation Type:</b>	QPSK, 16QAM,64QAM	
<b>Operation Band:</b>	Uplink:2A_4A; 2A_5A; 2A_12A; 2A_13A; 2A_66A; 4A_5A; 4A_12A; 4A_13A; 5A_66A; 13A_66A;13A_66A; 66B; 66C	
<b>Channel Bandwidth</b>	LTE 2A_4A	5MHz, 10MHz, 15MHz, 20MHz
	LTE 2A_5A	5MHz, 10MHz, 15MHz, 20MHz
	LTE 2A_12A	5MHz, 10MHz, 15MHz, 20MHz
	LTE 2A_13A	5MHz, 10MHz, 15MHz, 20MHz
	LTE 2A_66A	5MHz, 10MHz, 15MHz, 20MHz
	LTE 4A_5A	5MHz, 10MHz, 15MHz, 20MHz
	LTE 4A_12A	5MHz, 10MHz, 15MHz, 20MHz
	LTE 4A_13A	5MHz, 10MHz, 15MHz, 20MHz
	LTE 5A_66A	5MHz, 10MHz, 15MHz, 20MHz
	LTE 12A_66A	5MHz, 10MHz, 15MHz, 20MHz
	LTE 13A_66A	5MHz, 10MHz, 15MHz, 20MHz
	LTE 66B	5MHz, 10MHz, 15MHz, 20MHz
	LTE 66C	5MHz, 10MHz, 15MHz, 20MHz



<b>Antenna Type:</b>	Fixed Internal	
<b>Antenna Gain:</b>	LTE Band 2	3.80 dBi
	LTE Band 4	3.68 dBi
	LTE Band 5	-0.10 dBi
	LTE Band 12	-0.55 dBi
	LTE Band 13	-0.10 dBi
	LTE Band 66	3.68 dBi

**Note 1:** For a more detailed description, please refer to Specification or User’s Manual supplied by the applicant and/or manufacturer.

### 1.3. Maximum ERP/EIRP and Emission Designator

Channel bandwidth	Maximum ERP/EIRP (W)		
	QPSK	16QAM	64QAM
CA_66B	QPSK	16QAM	64QAM
10+10	0.634	0.625	0.364
CA_66C	QPSK	16QAM	64QAM
20+20	0.614	0.596	0.571
CA_2A-4A	QPSK	16QAM	64QAM
20+20	0.605	/	/
CA_2A-5A	QPSK	16QAM	64QAM
20+10	0.617	/	/
CA_2A-12A	QPSK	16QAM	64QAM
20+10	0.596		
CA_2A-13A	QPSK	16QAM	64QAM
20+10	0.612	/	/
CA_2A-66A	QPSK	16QAM	64QAM
20+20	0.612	/	/
CA_4A-5A	QPSK	16QAM	64QAM
20+10	0.571	/	/
CA_4A-12A	QPSK	16QAM	64QAM
20+10	0.587		
CA_4A-13A	QPSK	16QAM	64QAM
20+10	0.537	/	/
CA_5A-66A	QPSK	16QAM	64QAM
10+20	0.136	/	/
CA_12A-66A	QPSK	16QAM	64QAM
10+20	0.121		
CA_13A-66A	QPSK	16QAM	64QAM
10+20	0.135	/	/



<b>Channel bandwidth</b>	<b>Emission Designator (99%OBW)</b>		
LTE 66B	QPSK	16QAM	64QAM
5+5	9M34G7D	9M33W7D	9M28D7W
5+10	13M8G7D	13M8W7D	13M8D7W
5+15	18M1G7D	18M1W7D	18M1D7W
10+5	13M9G7D	13M9W7D	13M9D7W
10+10	18M7G7D	18M7W7D	18M7D7W
15+5	18M2G7D	18M2W7D	18M1D7W
LTE 66C	QPSK	16QAM	64QAM
5+20	22M6G7D	22M9W7D	22M7D7W
10+15	23M0G7D	23M0W7D	23M0D7W
10+20	27M5G7D	27M5W7D	27M5D7W
15+10	23M0G7D	23M0W7D	23M0D7W
15+15	28M2G7D	28M2W7D	28M2D7W
15+20	32M4G7D	32M5W7D	32M5D7W
20+5	22M8G7D	22M8W7D	22M8D7W
20+10	27M6G7D	27M6W7D	27M6D7W
20+15	33M4G7D	33M4W7D	33M4D7W
20+20	37M3G7D	37M3W7D	37M3D7W



## 1.4. Test Standards and Results

The objective of the report is to perform testing according to Part 2, Part 22, Part 24 and Part 27 for the EUT FCC ID Certification:

No	Identity	Document Title
1	47 CFR Part 2	Frequency Allocations and Radio Treaty Matters; General Rules and Regulations
2	47 CFR Part 22	Public Mobile Services
3	47 CFR Part 24	Personal Communications Services
4	47 CFR Part 27	Miscellaneous Wireless Communications Services





Test detailed items/section required by FCC rules and results are as below:

Section	Description	Test Date	Test Engineer	Result	Method Determination /Remark
2.1046, 22.913(a)(2), 24.232(c), 27.50	Transmitter Conducted Output Power and ERP/EIRP	Feb 31 to Jun 15, 2021	Chen Haiju/Li Hanbin	PASS	No deviation
2.1049	Occupied Bandwidth	Feb 31 to Jun 15, 2021	Chen Haiju/Li Hanbin	PASS	No deviation
2.1055, 22.355, 24.235, 27.54	Frequency Stability	Feb 31 to Jun 15, 2021	Chen Haiju/Li Hanbin	PASS	No deviation
2.1051, 22.917(a), 24.238, 27.53	Conducted Spurious Emissions	Feb 31 to Jun 15, 2021	Chen Haiju/Li Hanbin	PASS	No deviation
2.1051, 22.917(a), 24.238, 27.53	Band Edge	Feb 31 to Jun 23, 2021	Chen Haiju/Li Hanbin	PASS	No deviation
2.1051, 22.917(a), 24.238, 27.53	Radiated Spurious Emissions	Feb 31 to Jun 15, 2021	Yang Jie	PASS	No deviation

**Note 1:** The tests were performed according to the method of measurements prescribed in KDB971168 D01 v03 and ANSI/TIA-603-E-2016.

**Note 2:** The path loss during the RF test is calibrated to correct the results by the offset setting in the test equipments. The ref offset 23.5dB contains two parts that cable loss 13.5dB and Attenuator 10dB.



## 1.5. Environmental Conditions

During the measurement, the environmental conditions were within the listed ranges:

Temperature (°C):	15 - 35
Relative Humidity (%):	30 -60
Atmospheric Pressure (kPa):	86-106

## 2.47 CFR Part 2, 22H, 24E and 27H&F&L Requirements

### 2.1. Transmitter Conducted Output Power And ERP/EIPR

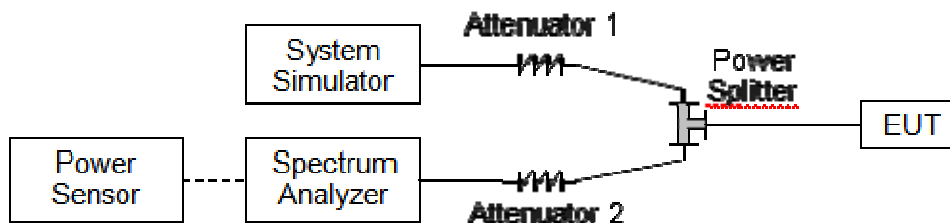
#### 2.1.1. Requirement

According to FCC section 2.1046(a), for transmitters other than single sideband, independent sideband and controlled carrier radiotelephone, power output shall be measured at the RF output terminals when the transmitter is adjusted in accordance with the tune-up procedure to give the values of current and voltage on the circuit elements specified in FCC section 2.1033(c)(8).

According to FCC section 22.913 (a.2) for LTE Band 5, the ERP of mobile transmitters and auxiliary test transmitters must not exceed 7 watts.

According to FCC section 27.50 (d)(4) for N66, mobile, and portable (hand-held) stations operating in the 1710-1755 MHz band and mobile and portable stations operating in the 1695-1710 MHz and 1755-1780 MHz bands are limited to 1 watt EIRP.

#### 2.1.2. Test Descrip



The EUT is coupled to the Spectrum Analyzer (SA) and the System Simulator (SS) with Attenuators through the Power Splitter; the RF load attached to the EUT antenna terminal is 50 Ohm; the path loss as the factor is calibrated to correct the reading. The EUT is commanded by the SS to operate at the maximum output power. A call is established between the EUT and the SS.

#### 2.1.3. Test procedure

KDB 971168 D01v03 Section 5.2 and ANSI/TIA-603-E-2016.

$EIRP \text{ (dBm)} = \text{Conducted Output Power (dBm)} + \text{Antenna Gain (dBi)}$

$ERP \text{ (dBm)} = EIPR \text{ (dBm)} - 2.15$

**2.1.4. Result****Conducted Output Power**

CA_66B								
Combination:10MHz+10MHz(50RB+50RB)								
PCC Channel	SCC Channel	Modulation	PCC		SCC		Total RB Size	Measured Power(dBm)
			RB Size	RB Offset	RB Size	RB Offset		
132022	132121	QPSK	1	0	0	0	1	23.80
132373	132472	QPSK	1	0	0	0	1	24.34
132523	132622	QPSK	1	0	0	0	1	24.32
132022	132121	16QAM	1	0	0	0	1	23.62
132373	132472	16QAM	1	0	0	0	1	23.97
132523	132622	16QAM	1	0	0	0	1	24.28
132022	132121	64QAM	1	0	0	0	1	21.54
132373	132472	64QAM	1	0	0	0	1	21.9
132523	132622	64QAM	1	0	0	0	1	21.93
132022	132121	QPSK	50	0	0	0	1	22.79
132373	132472	QPSK	50	0	0	0	1	23.28
132523	132622	QPSK	50	0	0	0	1	23.17



CA_66C								
Combination:20MHz+20MHz(100RB+100RB)								
PCC Channel (3GPP)	SCC Channel	Modulation	PCC		SCC		Total RB Size	Measured Power(dBm)
			RB Size	RB Offset	RB Size	RB Offset		
132072	132270	QPSK	1	0	0	0	1	23.78
132323	132521	QPSK	1	0	0	0	1	24.17
132374	132572	QPSK	1	0	0	0	1	24.2
132072	132270	16QAM	1	0	0	0	1	23.62
132323	132521	16QAM	1	0	0	0	1	23.94
132374	132572	16QAM	1	0	0	0	1	24.07
132072	132270	64QAM	1	0	0	0	1	23.38
132323	132521	64QAM	1	0	0	0	1	23.84
132374	132572	64QAM	1	0	0	0	1	23.89
132072	132270	QPSK	50	0	0	0	1	22.88
132323	132521	QPSK	50	0	0	0	1	23.24
132374	132572	QPSK	50	0	0	0	1	23.28



Configure	CA Configuration	PCC				
		Band	BW (MHz)	UL Channel	UL Fre. (MHz)	UL Mode (Modulation/RB/Offset)
Inter-band	CA_2A-4A	2	20	19100	1900	QPSK/1#0
	CA_2A-5A	2	20	19100	1900	QPSK/1#0
	CA_2A-12A	2	20	19100	1900	QPSK/1#0
	CA_2A-13A	2	20	19100	1900	QPSK/1#0
	CA_2A-66A	2	20	19100	1900	QPSK/1#0
	CA_4A-5A	4	20	20175	1732.5	QPSK/1#0
	CA_4A-12A	4	20	20175	1732.5	QPSK/1#0
	CA_4A-13A	4	20	20175	1732.5	QPSK/1#0
	CA_5A-66A	5	20	20525	836.5	QPSK/1#0
	CA_12A-66A	12	10	23095	707.5	QPSK/1#0
	CA_13A-66A	13	10	23230	782	QPSK/1#0

SCC				
Band	BW (MHz)	UL Channel	UL Fre. (MHz)	Measured Power(dBm)
4	20	20175	1732.5	24.02
5	10	20525	836.5	24.10
12	10	23095	707.5	23.95
13	10	23230	782	24.07
66	20	132322	1745	24.07
5	20	20525	836.5	23.89
12	10	23095	707.5	24.01
13	10	23230	782	23.62
66	20	132322	1745	23.57
66	20	132322	1745	23.51
66	20	132322	1745	23.54

**Effective Radiated Power and Effective Isotropic Radiated Power**

CA_66B									
Combination:10MHz+10MHz(50RB+50RB)									
PCC Channel	SCC Channel	Modulation	PCC		SCC		Total RB Size	Measured Power(dBm)	Measured EIRP(W)
			RB Size	RB Offset	RB Size	RB Offset			
132022	132121	QPSK	1	0	0	0	1	27.48	0.560
132373	132472	QPSK	1	0	0	0	1	28.02	0.634
132523	132622	QPSK	1	0	0	0	1	28.00	0.631
132022	132121	16QAM	1	0	0	0	1	27.30	0.537
132373	132472	16QAM	1	0	0	0	1	27.65	0.582
132523	132622	16QAM	1	0	0	0	1	27.96	0.625
132022	132121	64QAM	1	0	0	0	1	25.22	0.333
132373	132472	64QAM	1	0	0	0	1	25.58	0.361
132523	132622	64QAM	1	0	0	0	1	25.61	0.364
132022	132121	QPSK	50	0	0	0	1	26.47	0.444
132373	132472	QPSK	50	0	0	0	1	26.96	0.497
132523	132622	QPSK	50	0	0	0	1	26.85	0.484



CA_66C									
Combination:20MHz+20MHz(100RB+100RB)									
PCC Channel	SCC Channel	Modulation	PCC		SCC		Total RB Size	Measured Power(dBm)	Measured EIRP(W)
			RB Size	RB Offset	RB Size	RB Offset			
132072	132270	QPSK	1	0	0	0	1	27.46	0.557
132323	132521	QPSK	1	0	0	0	1	27.85	0.610
132374	132572	QPSK	1	0	0	0	1	27.88	0.614
132072	132270	16QAM	1	0	0	0	1	27.30	0.537
132323	132521	16QAM	1	0	0	0	1	27.62	0.578
132374	132572	16QAM	1	0	0	0	1	27.75	0.596
132072	132270	64QAM	1	0	0	0	1	27.06	0.508
132323	132521	64QAM	1	0	0	0	1	27.52	0.565
132374	132572	64QAM	1	0	0	0	1	27.57	0.571
132072	132270	QPSK	50	0	0	0	1	26.56	0.453
132323	132521	QPSK	50	0	0	0	1	26.92	0.492
132374	132572	QPSK	50	0	0	0	1	26.96	0.497





Configure	CA Configuration	PCC				
		Band	BW (MHz)	UL Channel	UL Fre. (MHz)	UL Mode (Modulation/RB/Offset)
Inter-band	CA_2A-4A	2	20	19100	1900	QPSK/1#0
	CA_2A-5A	2	20	19100	1900	QPSK/1#0
	CA_2A-12A	2	20	19100	1900	QPSK/1#0
	CA_2A-13A	2	20	19100	1900	QPSK/1#0
	CA_2A-66A	2	20	19100	1900	QPSK/1#0
	CA_4A-5A	4	20	20175	1732.5	QPSK/1#0
	CA_4A-12A	4	20	20175	1732.5	QPSK/1#0
	CA_4A-13A	4	20	20175	1732.5	QPSK/1#0
	CA_5A-66A	5	20	20525	836.5	QPSK/1#0
	CA_13A-66A	13	10	23230	782	QPSK/1#0

SCC					
Band	BW (MHz)	UL Channel	UL Fre. (MHz)	Measured Power(dBm)	Measured EIRP/ERP(W)
4	20	20175	1732.5	27.82	0.605
5	10	20525	836.5	27.90	0.617
12	10	23095	707.5	27.75	0.596
13	10	23230	782	27.87	0.612
66	20	132322	1745	27.87	0.612
5	10	20525	836.5	27.57	0.571
12	10	23095	707.5	27.69	0.587
13	10	23230	782	27.30	0.537
66	20	132322	1745	21.32	0.136
66	20	132322	1745	20.81	0.121
66	20	132322	1745	21.29	0.135





LTE Band 66C				
BW(MHz)	ChannelLevel	Modulation	99% BW(MHz)	26dB BW(MHz)
5+20	Low	QPSK	22.486	23.26
	Low	16QAM	22.580	23.30
	Low	64QAM	22.595	23.28
	Mid	QPSK	22.566	23.24
	Mid	16QAM	22.891	23.29
	Mid	64QAM	22.555	23.21
	High	QPSK	22.593	23.27
	High	16QAM	22.689	23.28
	High	64QAM	22.674	23.31
10+15	Low	QPSK	22.966	23.62
	Low	16QAM	22.953	23.62
	Low	64QAM	22.955	23.59
	Mid	QPSK	22.860	23.62
	Mid	16QAM	22.952	23.54
	Mid	64QAM	22.951	23.71
	High	QPSK	22.943	23.64
	High	16QAM	23.023	23.82
	High	64QAM	22.999	23.64
10+20	Low	QPSK	27.514	28.38
	Low	16QAM	27.435	28.33
	Low	64QAM	27.280	28.28
	Mid	QPSK	27.436	28.29
	Mid	16QAM	27.535	28.34
	Mid	64QAM	27.372	28.30
	High	QPSK	27.488	28.34
	High	16QAM	27.526	28.33
	High	64QAM	27.530	28.29
15+10	Low	QPSK	22.951	23.79
	Low	16QAM	22.961	23.79
	Low	64QAM	22.957	23.76
	Mid	QPSK	22.899	23.84
	Mid	16QAM	22.987	23.92
	Mid	64QAM	23.020	23.72
	High	QPSK	23.025	23.78
	High	16QAM	23.037	23.83
	High	64QAM	23.045	23.93



15+15	Low	QPSK	28.134	28.95
	Low	16QAM	28.194	28.99
	Low	64QAM	28.189	28.93
	Mid	QPSK	28.092	28.94
	Mid	16QAM	28.182	28.98
	Mid	64QAM	27.972	28.99
	High	QPSK	28.175	28.99
	High	16QAM	28.209	28.99
	High	64QAM	28.116	29.06
15+20	Low	QPSK	32.416	33.25
	Low	16QAM	32.452	33.28
	Low	64QAM	32.464	33.27
	Mid	QPSK	32.281	33.34
	Mid	16QAM	32.391	33.39
	Mid	64QAM	32.339	33.36
	High	QPSK	32.387	33.35
	High	16QAM	32.473	33.24
	High	64QAM	32.452	33.55
20+5	Low	QPSK	22.739	23.44
	Low	16QAM	22.748	23.42
	Low	64QAM	22.739	23.48
	Mid	QPSK	22.740	23.37
	Mid	16QAM	22.750	23.49
	Mid	64QAM	22.736	23.38
	High	QPSK	22.766	23.42
	High	16QAM	22.797	23.56
	High	64QAM	22.785	23.50
20+10	Low	QPSK	27.603	28.51
	Low	16QAM	27.572	28.59
	Low	64QAM	27.606	28.53
	Mid	QPSK	27.591	28.49
	Mid	16QAM	27.590	28.39
	Mid	64QAM	27.501	28.46
	High	QPSK	27.604	28.66
	High	16QAM	27.611	28.49
	High	64QAM	27.598	28.54
20+15	Low	QPSK	32.467	33.46
	Low	16QAM	32.474	33.40



	Low	64QAM	33.426	33.44
	Mid	QPSK	33.431	33.37
	Mid	16QAM	33.422	33.36
	Mid	64QAM	33.400	33.24
	High	QPSK	32.475	33.34
	High	16QAM	32.540	33.31
	High	64QAM	32.432	33.32
20+20	Low	QPSK	37.347	38.29
	Low	16QAM	37.337	38.43
	Low	64QAM	37.283	38.29
	Mid	QPSK	37.293	38.36
	Mid	16QAM	37.214	38.28
	Mid	64QAM	37.263	38.27
	High	QPSK	37.330	38.29
	High	16QAM	37.274	38.35
	High	64QAM	37.284	38.35



LTE Band 66B				
BW(MHz)	ChannelLevel	Modulation	99% BW(MHz)	26dB BW(MHz)
5+5	Low	QPSK	9.338	11.83
	Low	16QAM	9.334	11.83
	Low	64QAM	9.278	11.52
	Mid	QPSK	9.192	9.65
	Mid	16QAM	9.198	9.69
	Mid	64QAM	9.205	9.64
	High	QPSK	9.245	9.70
	High	16QAM	9.183	9.60
	High	64QAM	9.207	9.62
5+10	Low	QPSK	13.790	14.31
	Low	16QAM	13.807	14.32
	Low	64QAM	13.845	14.42
	Mid	QPSK	13.776	14.32
	Mid	16QAM	13.789	14.36
	Mid	64QAM	13.797	14.42
	High	QPSK	13.776	14.37
	High	16QAM	13.798	14.30
	High	64QAM	13.835	14.35
5+15	Low	QPSK	18.083	18.67
	Low	16QAM	18.090	18.74
	Low	64QAM	18.054	18.64
	Mid	QPSK	18.080	18.64
	Mid	16QAM	18.060	18.61
	Mid	64QAM	18.102	18.62
	High	QPSK	18.050	18.69
	High	16QAM	18.127	18.74
	High	64QAM	18.103	18.64
10+5	Low	QPSK	13.863	14.39
	Low	16QAM	13.861	14.45
	Low	64QAM	13.861	14.41
	Mid	QPSK	13.836	14.44
	Mid	16QAM	13.835	14.36
	Mid	64QAM	13.836	14.34
	High	QPSK	13.860	14.45
	High	16QAM	13.883	14.38
	High	64QAM	13.839	14.43

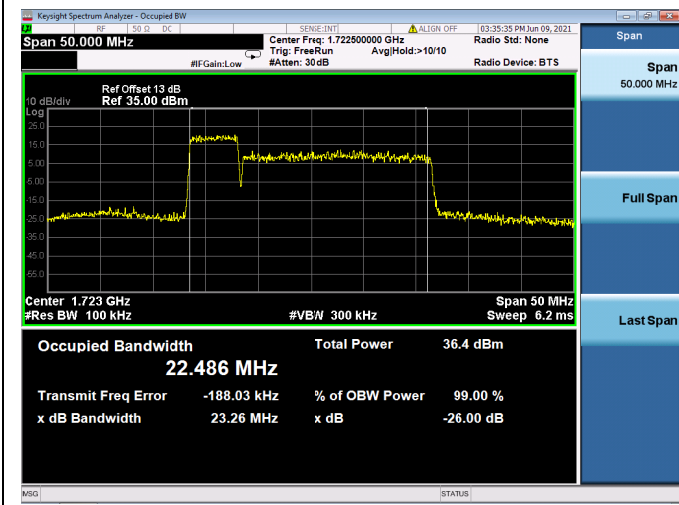


10+10	Low	QPSK	18.667	19.41
	Low	16QAM	18.743	19.37
	Low	64QAM	18.745	19.49
	Mid	QPSK	18.629	19.32
	Mid	16QAM	18.745	19.44
	Mid	64QAM	18.686	19.37
	High	QPSK	18.742	19.33
	High	16QAM	18.701	19.36
	High	64QAM	18.744	19.42
15+5	Low	QPSK	18.136	19.76
	Low	16QAM	18.142	19.67
	Low	64QAM	18.139	19.75
	Mid	QPSK	18.188	18.94
	Mid	16QAM	18.160	18.85
	Mid	64QAM	18.130	18.86
	High	QPSK	18.188	18.94
	High	16QAM	18.160	18.85
	High	64QAM	18.130	18.86

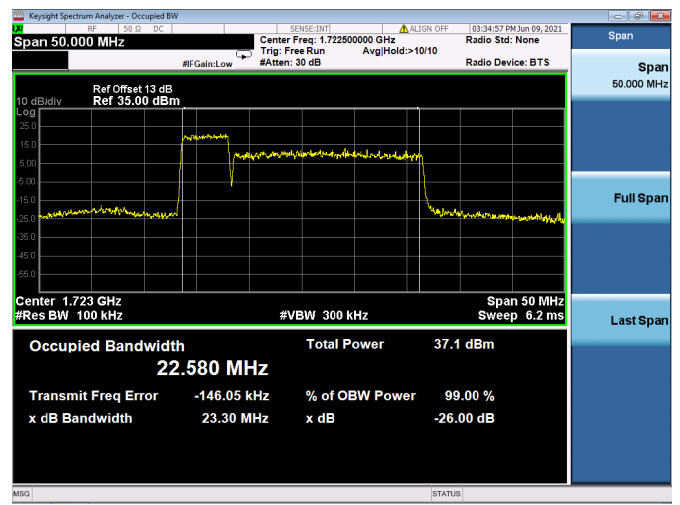


LTE Band 66C

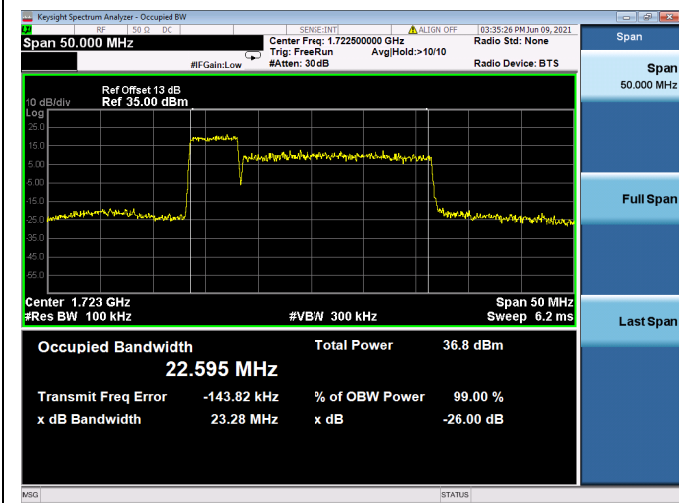
5MHz+20MHz/QPSK / LCH



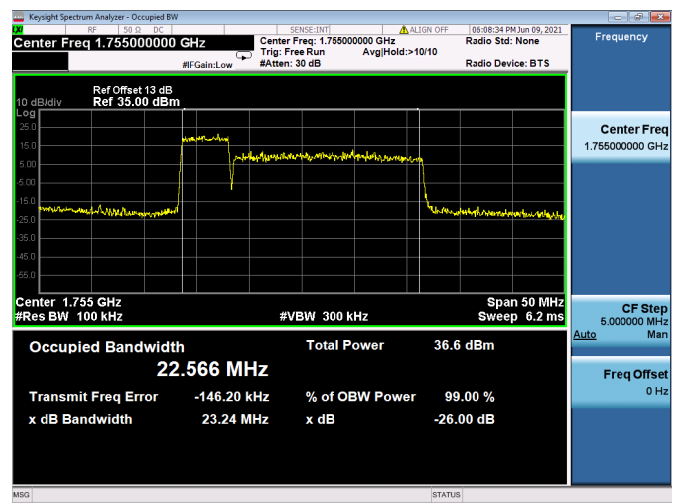
5MHz+20MHz/16QAM / LCH



5MHz+20MHz/64QAM / LCH



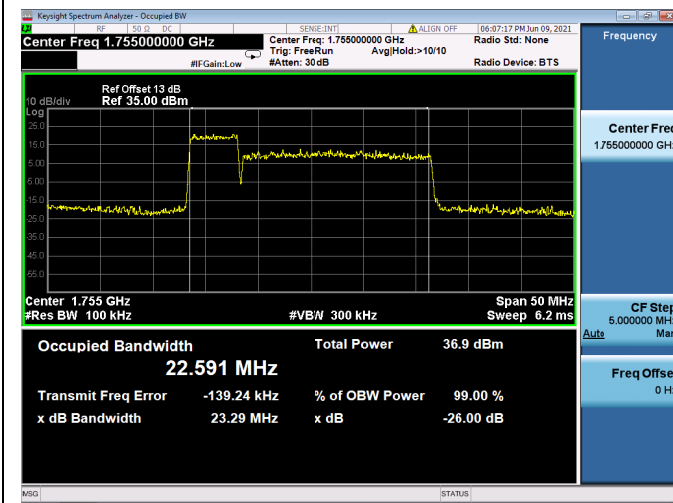
5MHz+20MHz /QPSK / MCH



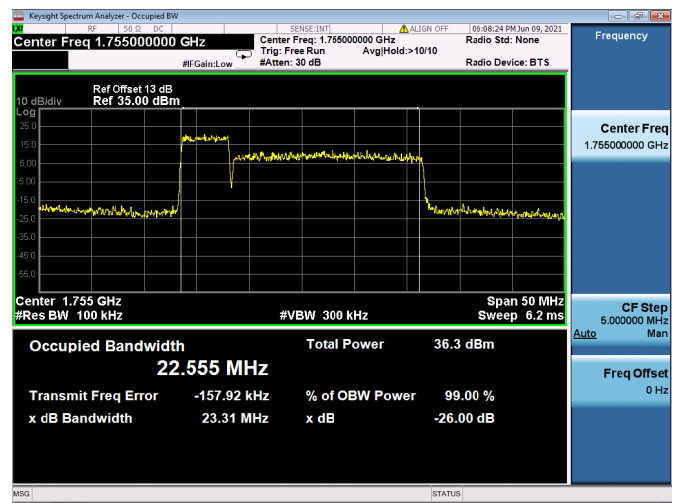




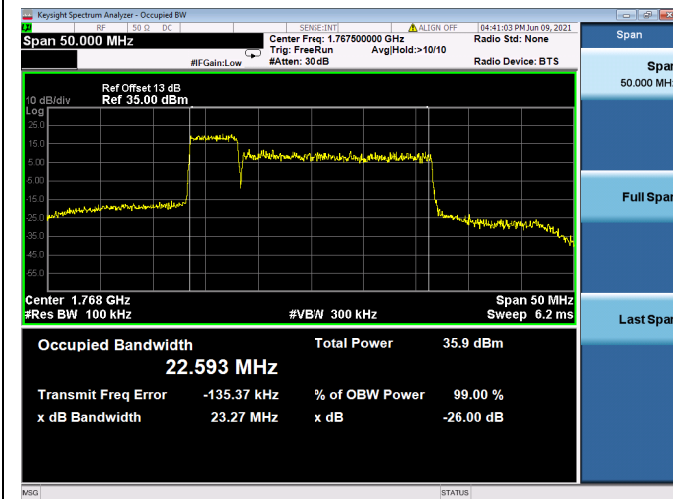
5MHz+20MHz /16QAM / MCH



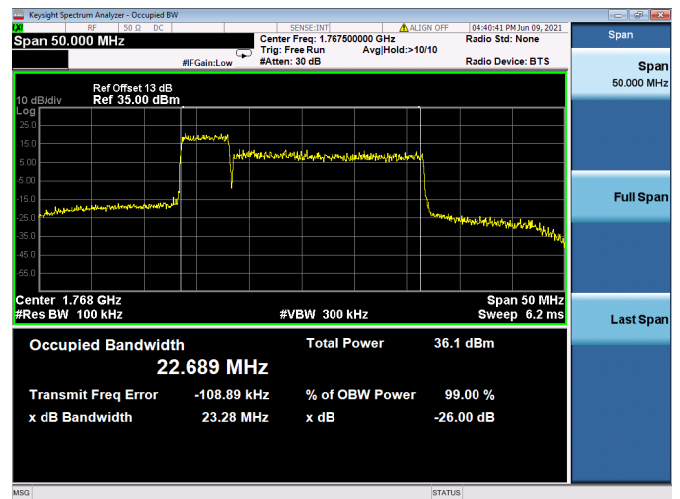
5MHz+20MHz /64QAM / MCH



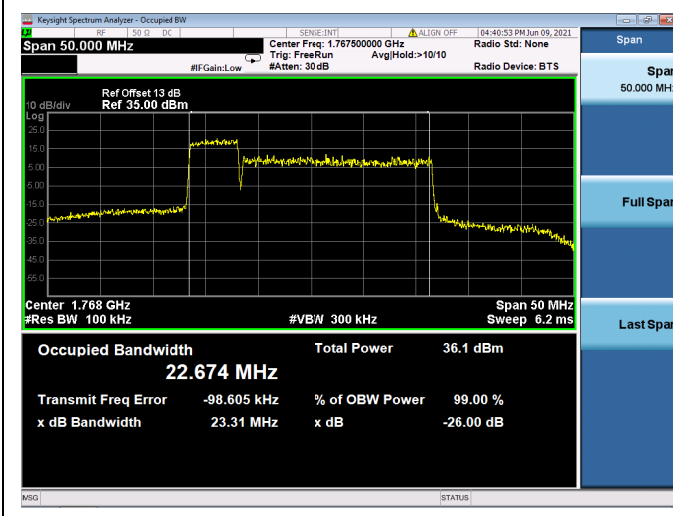
5MHz+20MHz / QPSK / HCH



5MHz+20MHz / QPSK / HCH



5MHz+20MHz / 64QAM / HCH

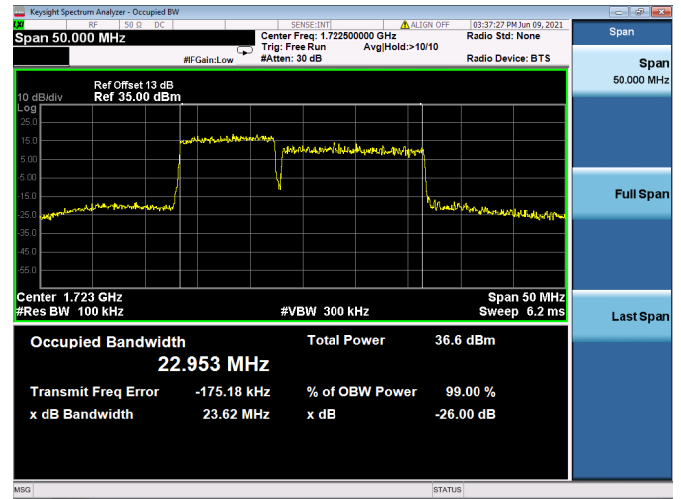
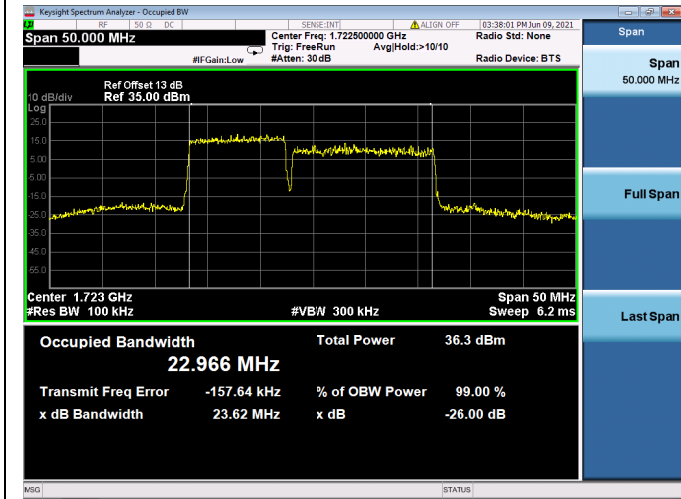




LTE Band 66C

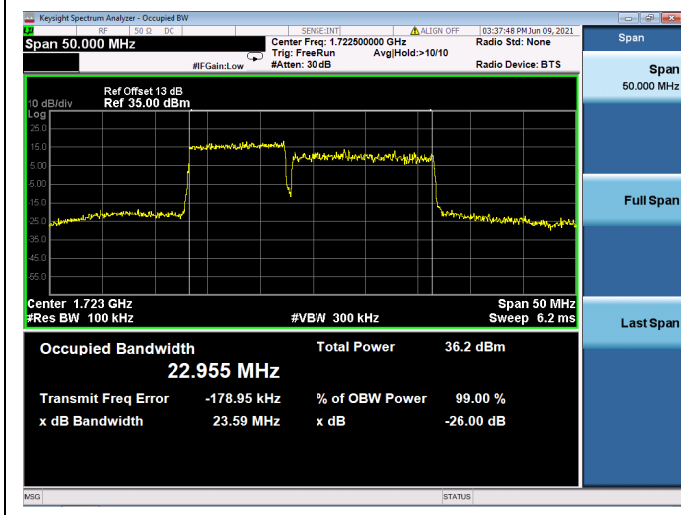
10MHz+15MHz /QPSK / LCH

10MHz+15MHz /16QAM / LCH



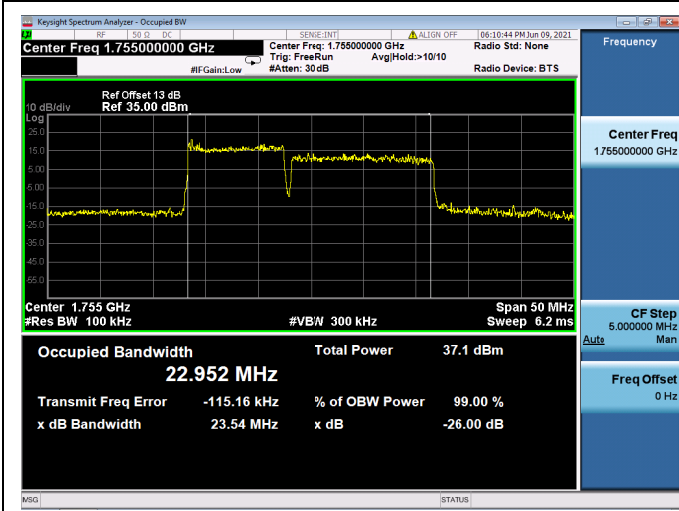
10MHz+15MHz /64QAM / LCH

10MHz+15MHz / QPSK / MCH

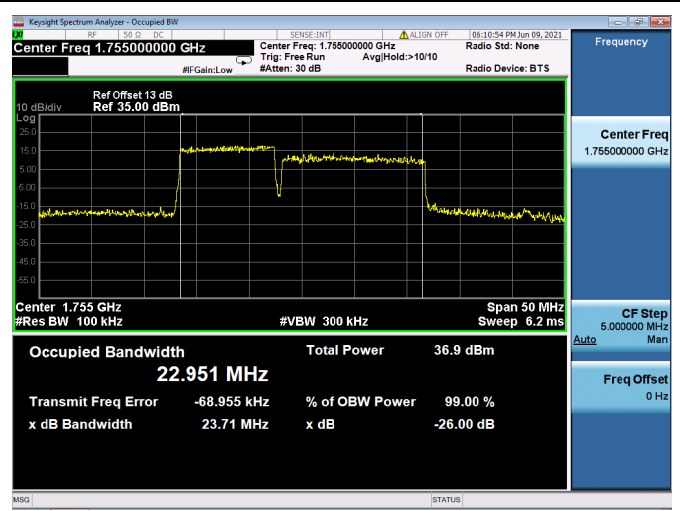




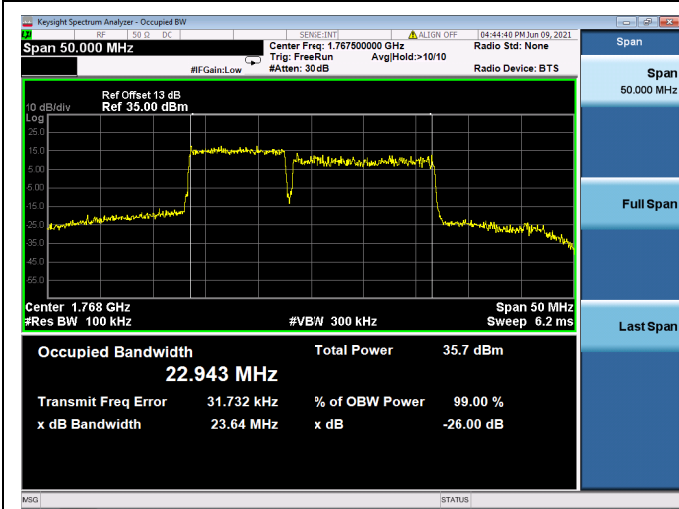
10MHz+15MHz / 16QAM / MCH



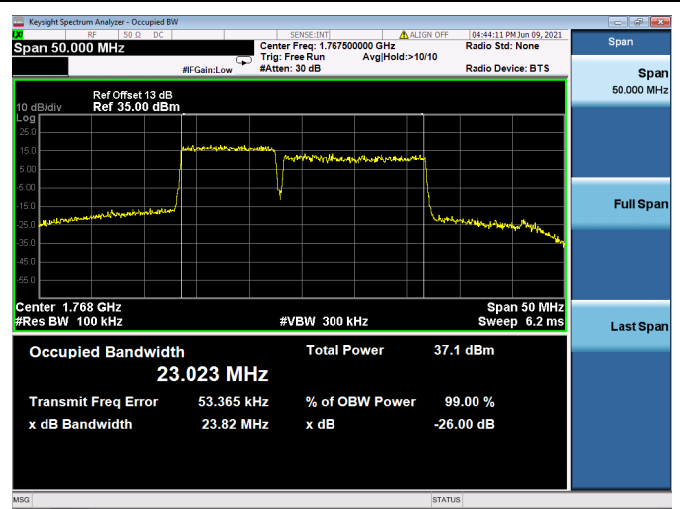
10MHz+15MHz /64QAM / MCH



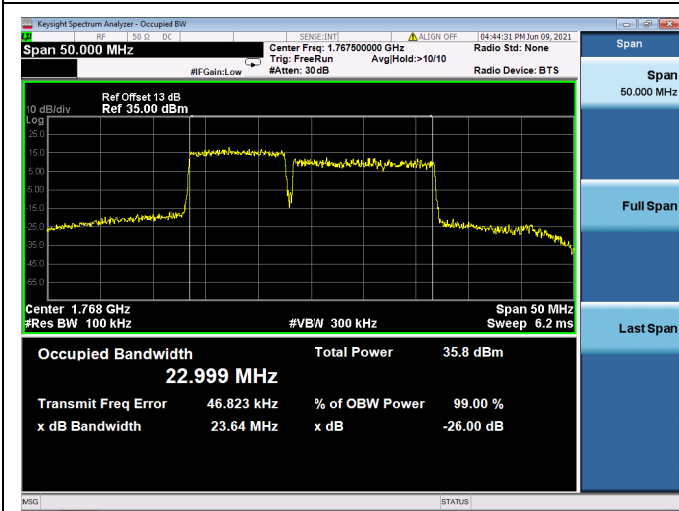
10MHz+15MHz / QPSK / HCH



10MHz+15MHz / 16QAM / HCH



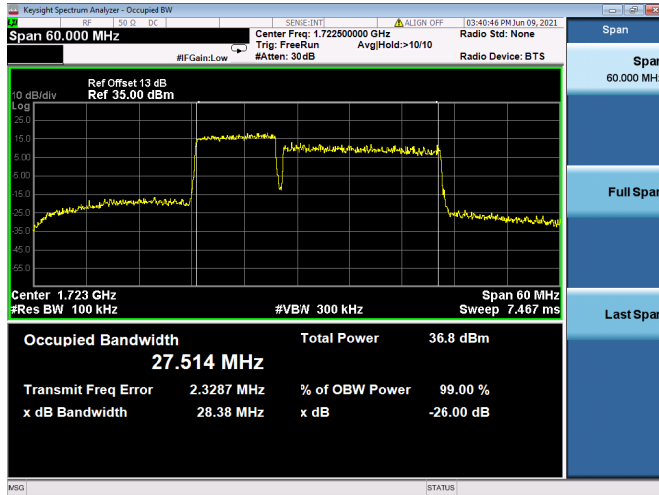
10MHz+15MHz / 64QAM / HCH



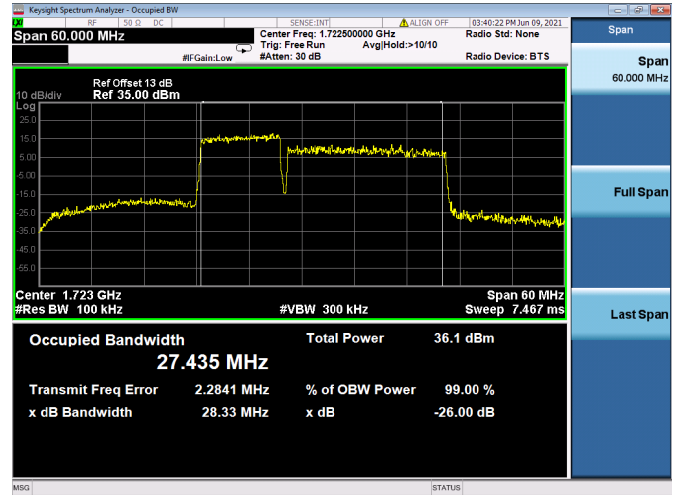


LTE Band 66C

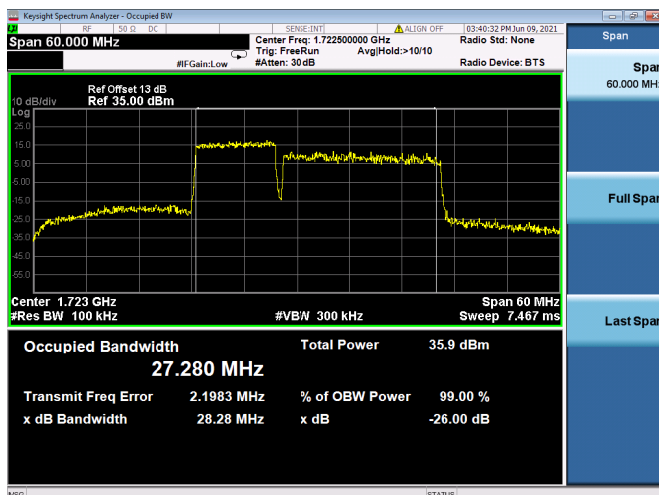
10MHz+20MHz/QPSK / LCH



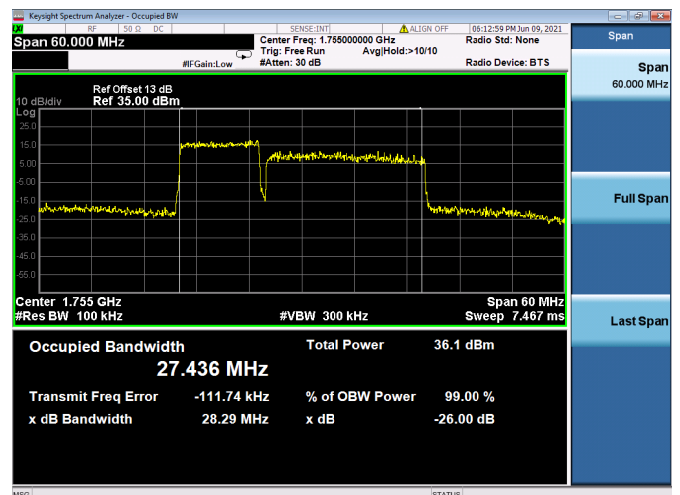
10MHz+20MHz/16QAM / LCH



10MHz+20MHz/64QAM / LCH

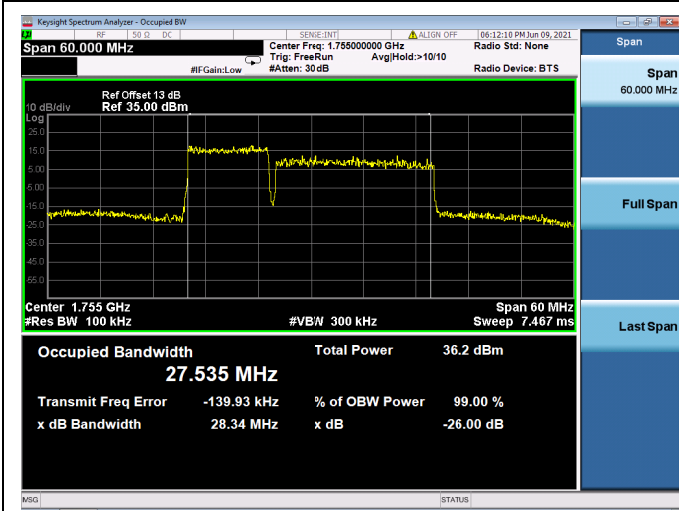


10MHz+20MHz / QPSK / MCH

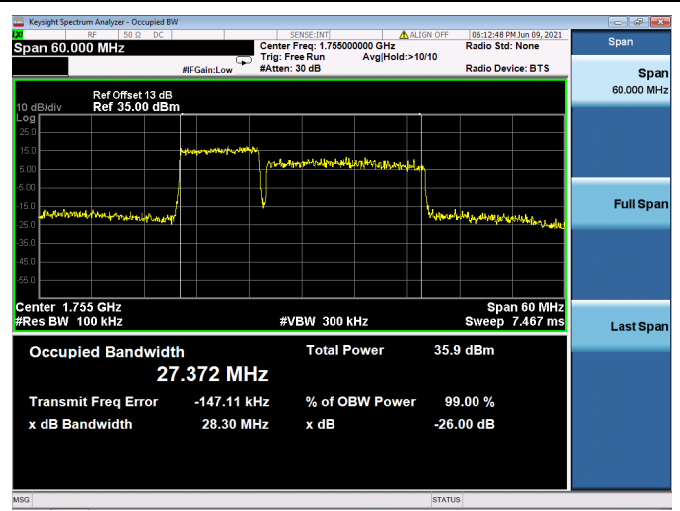




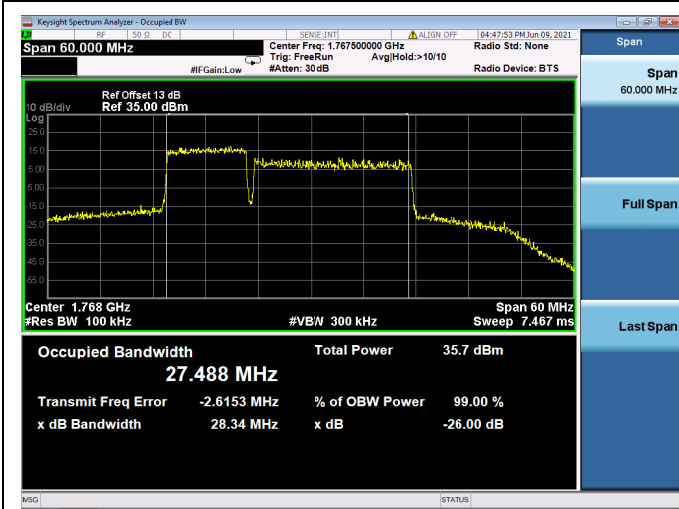
10MHz+20MHz / 16QAM / MCH



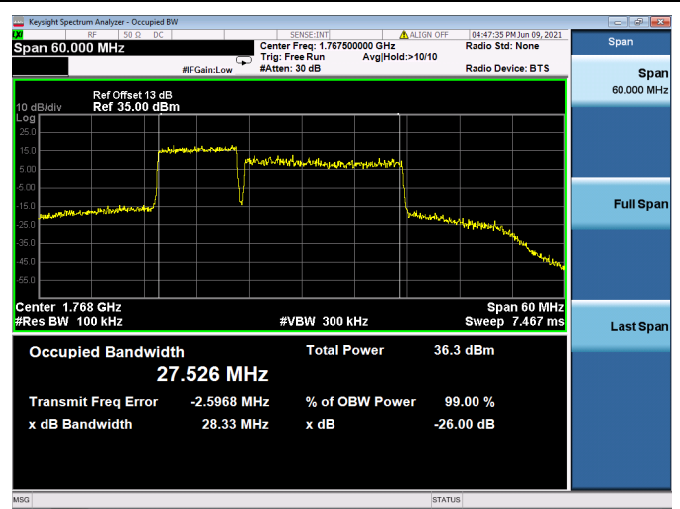
10MHz+20MHz / 64QAM / MCH



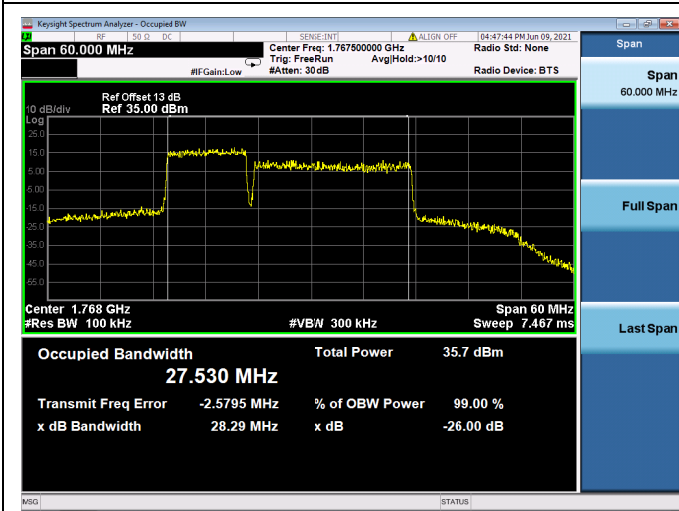
10MHz+20MHz / QPSK / HCH



10MHz+20MHz / 16QAM / HCH



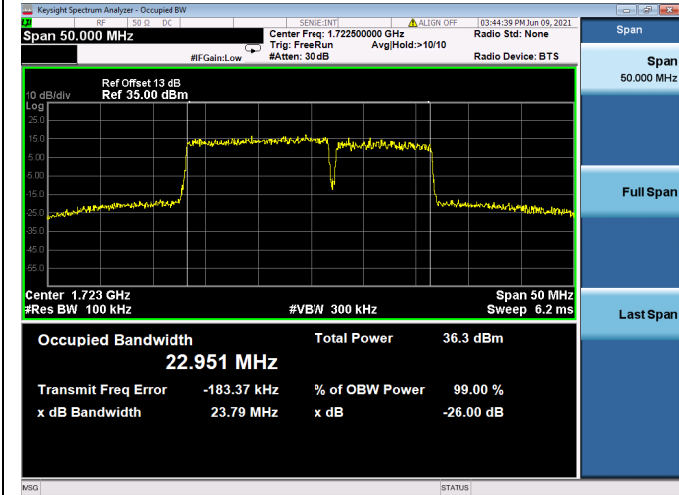
10MHz+20MHz / 64QAM / HCH



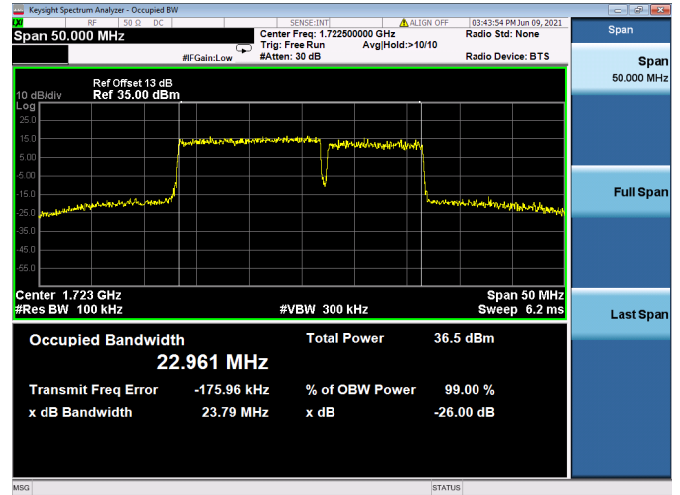


LTE Band 66C

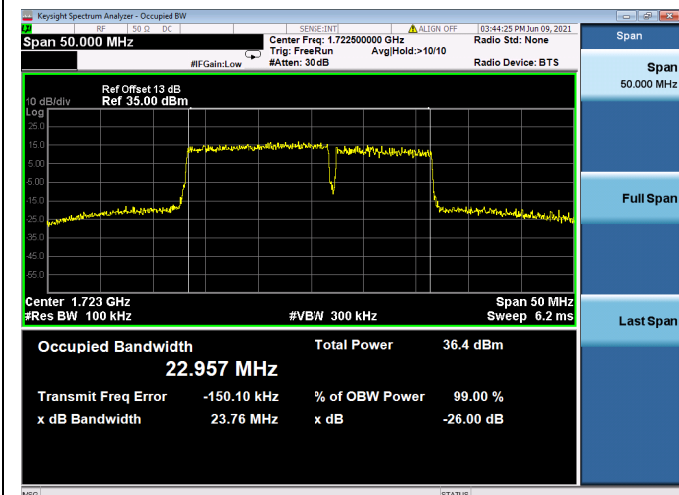
15MHz+10MHz/QPSK / LCH



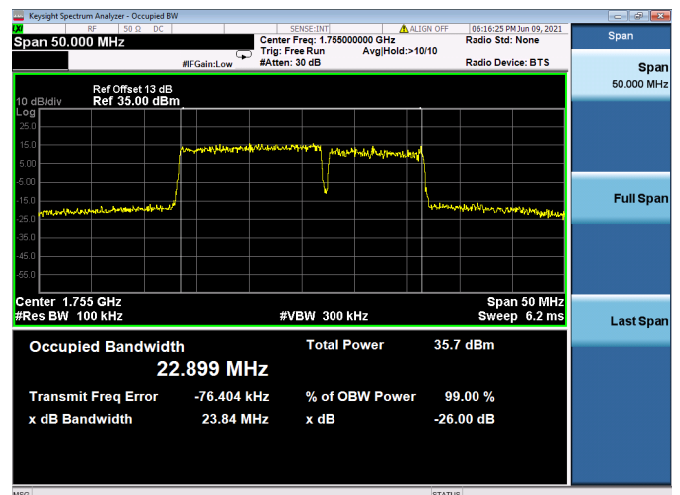
15MHz+10MHz/16QAM / LCH



15MHz+10MHz/64QAM / LCH



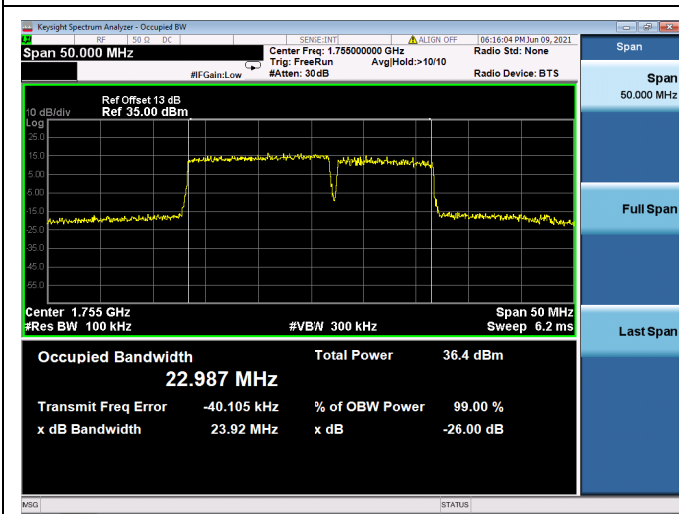
15MHz+10MHz / QPSK / MCH



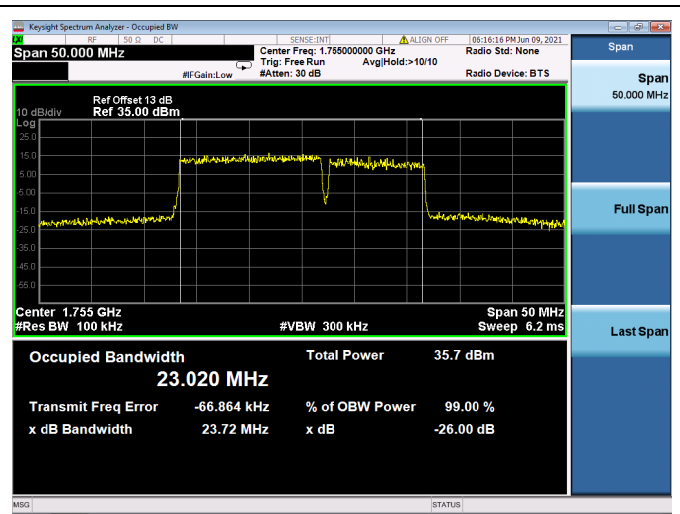




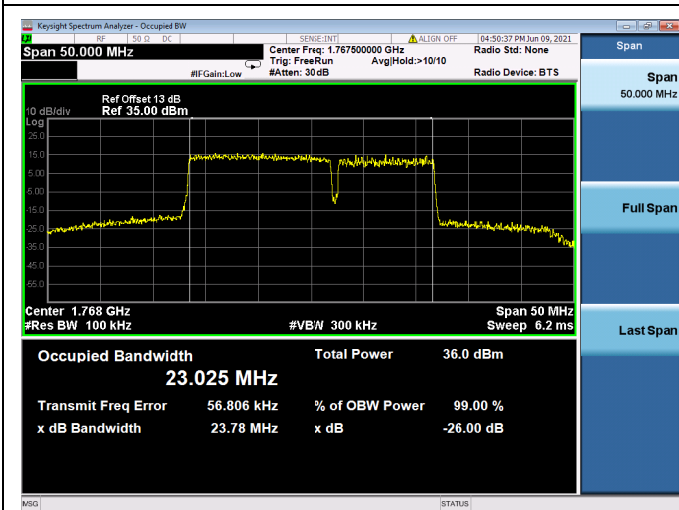
15MHz+10MHz / 16QAM / MCH



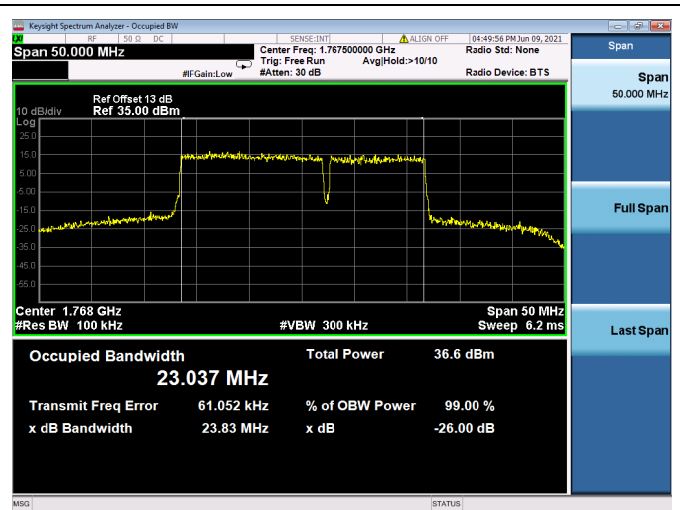
15MHz+10MHz / 64QAM / MCH



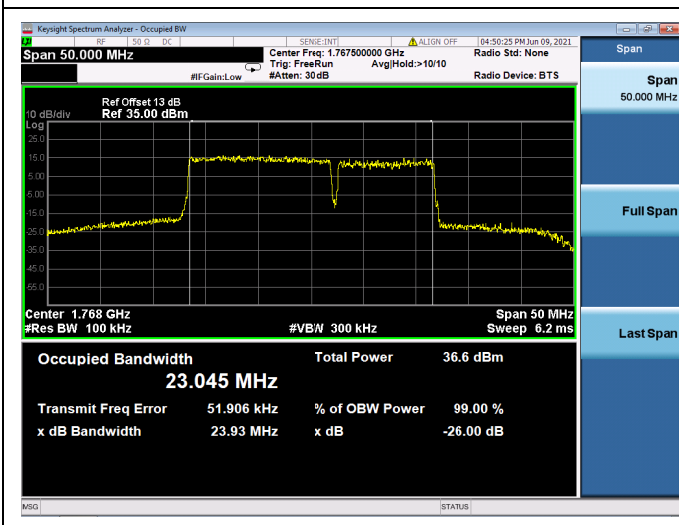
15MHz+10MHz / QPSK / HCH



15MHz+10MHz / 16QAM / HCH



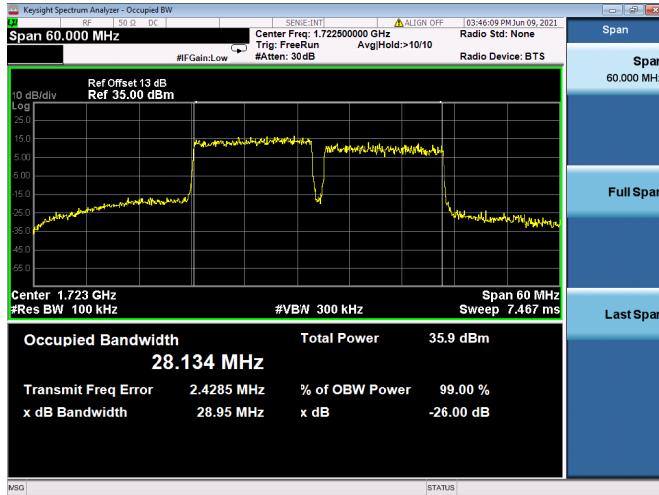
15MHz+10MHz / 64QAM / HCH



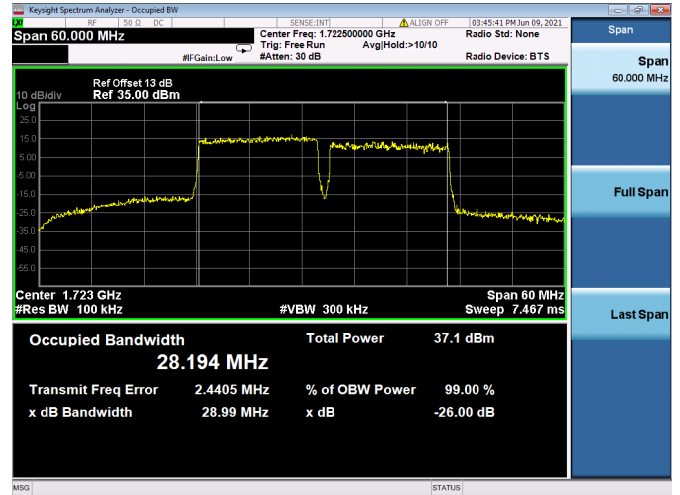


LTE Band 66C

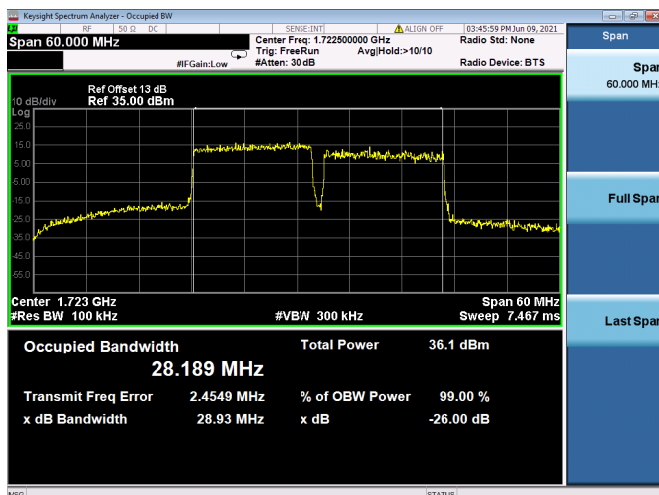
15MHz+15MHz/QPSK / LCH



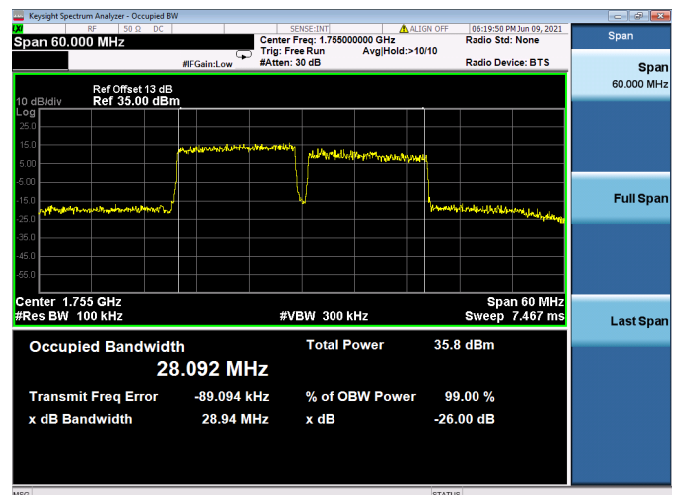
15MHz+15MHz/16QAM / LCH



15MHz+15MHz/64QAM/ LCH



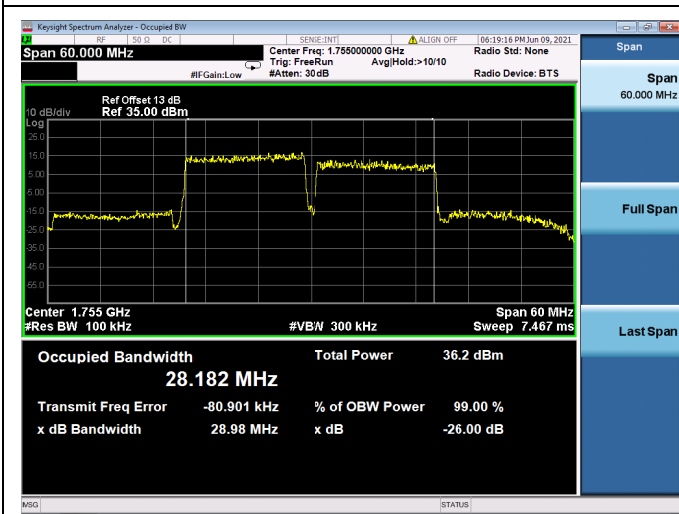
15MHz+15MHz QPSK / MCH



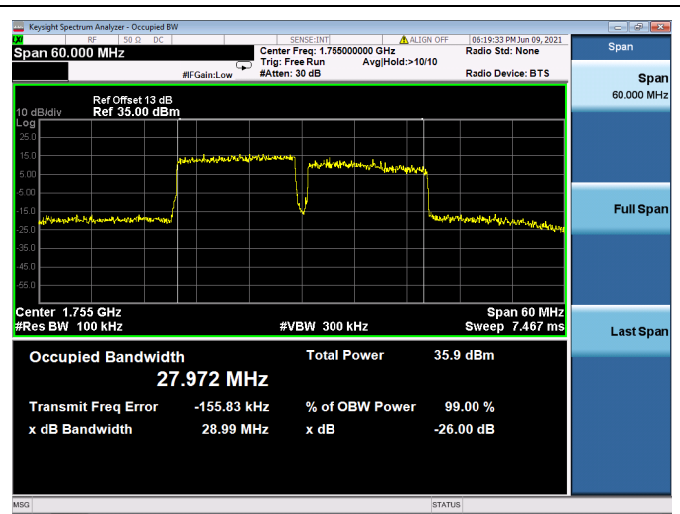




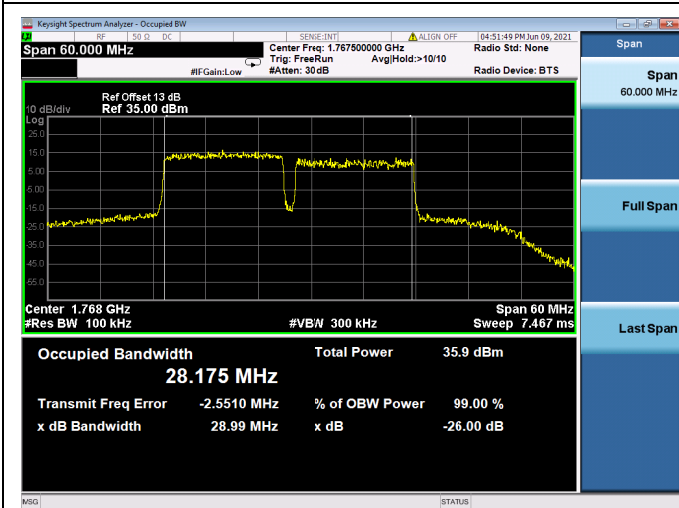
15MHz+15MHz / 16QAM / MCH



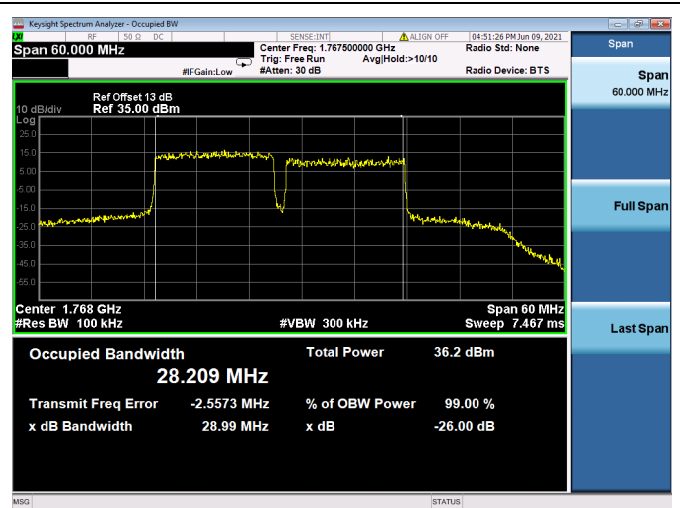
15MHz+15MHz / 64QAM / MCH



15MHz+15MHz / QPSK / HCH



15MHz+15MHz / 16QAM / HCH



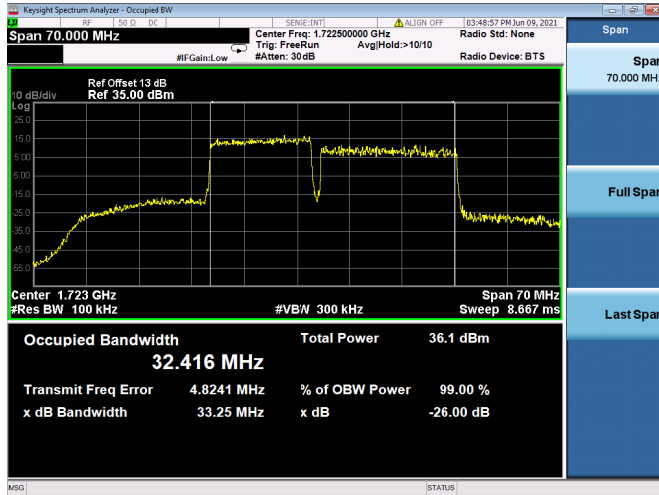
15MHz+15MHz / 64QAM / HCH



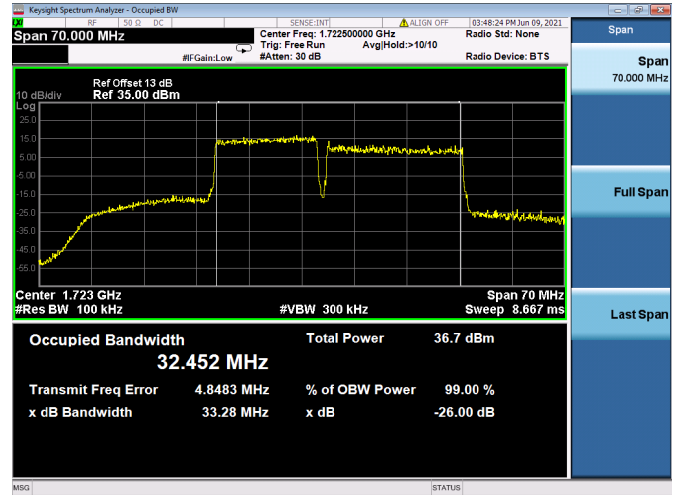


LTE Band 66C

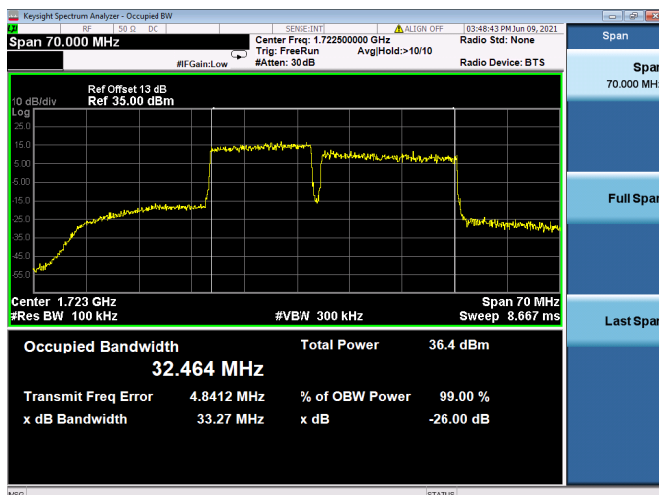
15MHz+20MHz/QPSK / LCH



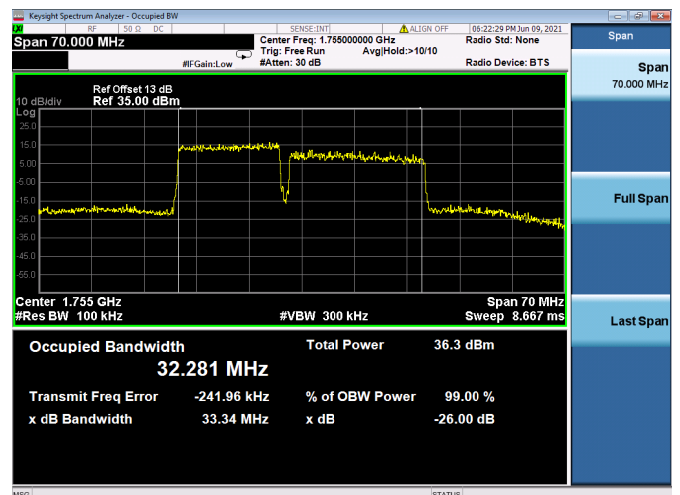
15MHz+20MHz/16QAM / LCH



15MHz+20MHz/64QAM / LCH

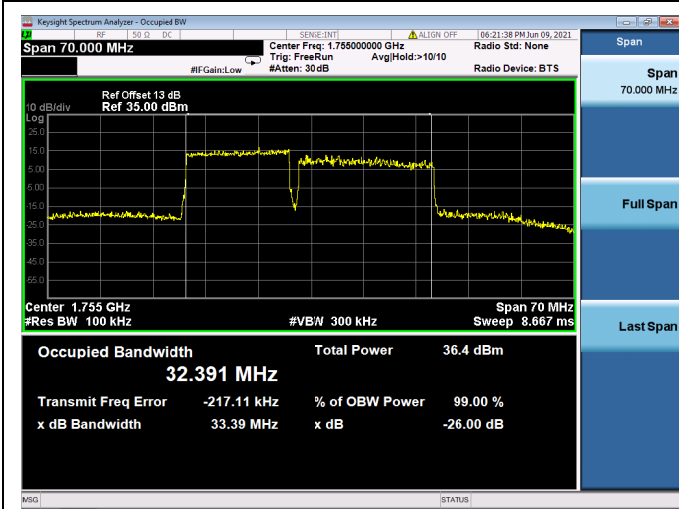


15MHz+20MHz / QPSK / MCH

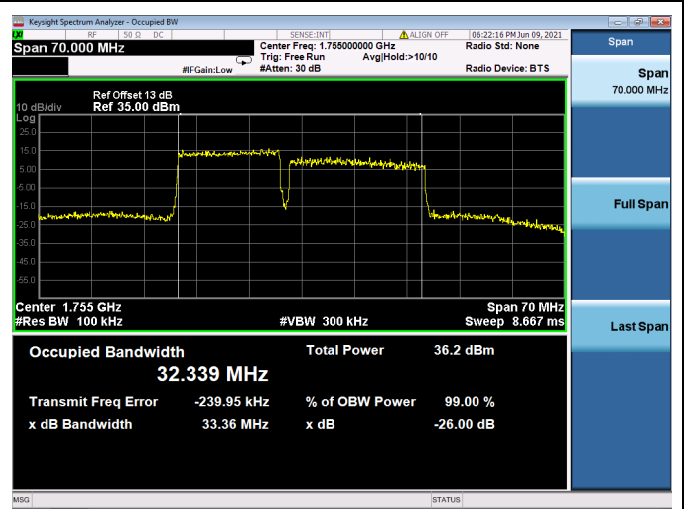




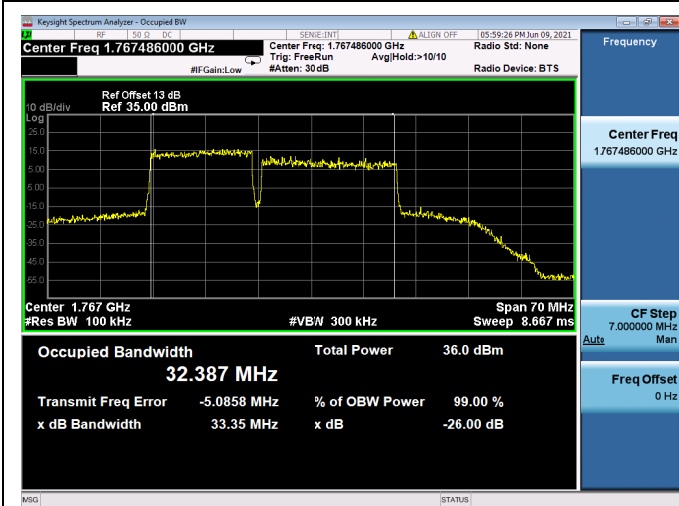
15MHz+20MHz / 16QAM / MCH



15MHz+20MHz / 64QAM / MCH



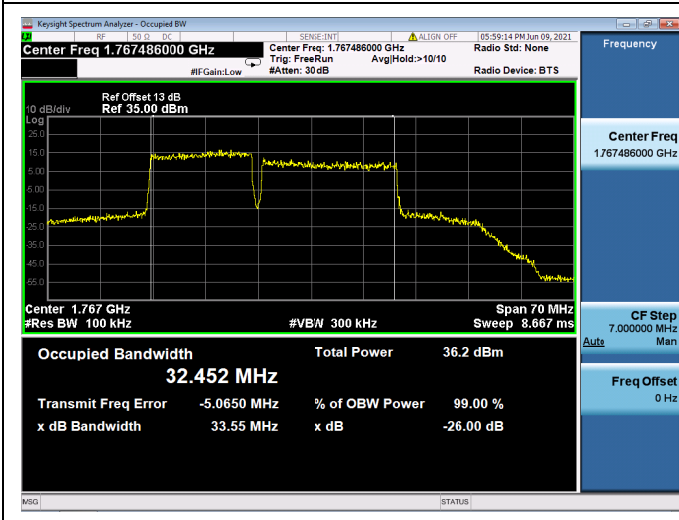
15MHz+20MHz / QPSK / HCH



15MHz+20MHz / 16QAM / HCH



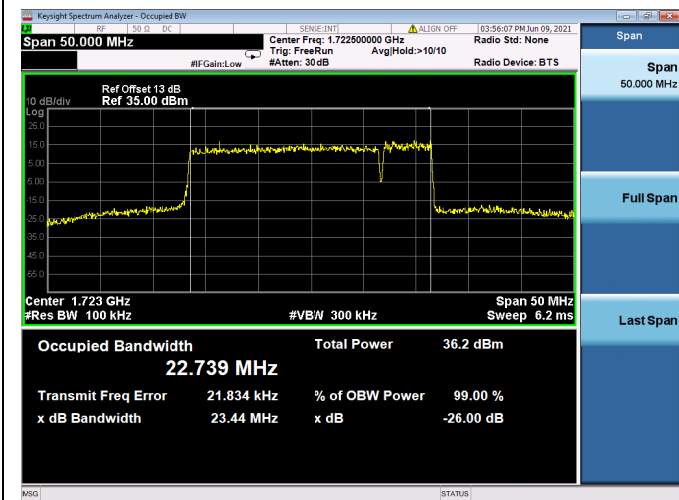
15MHz+20MHz / 64QAM / HCH



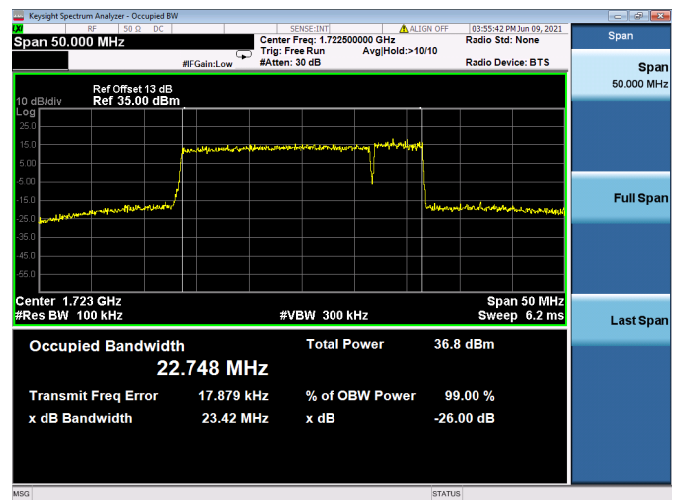


LTE Band 66C

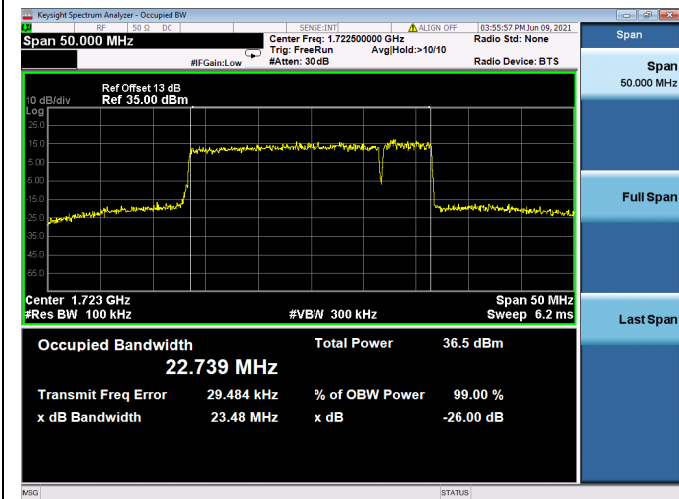
20MHz+5MHz/QPSK / LCH



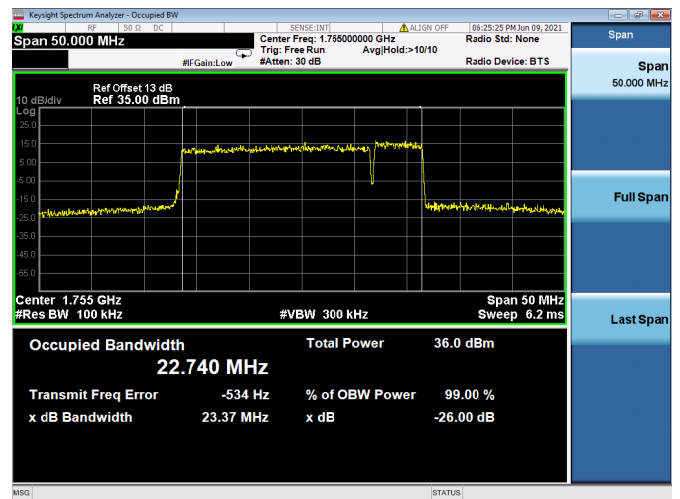
20MHz+5MHz/16QAM / LCH

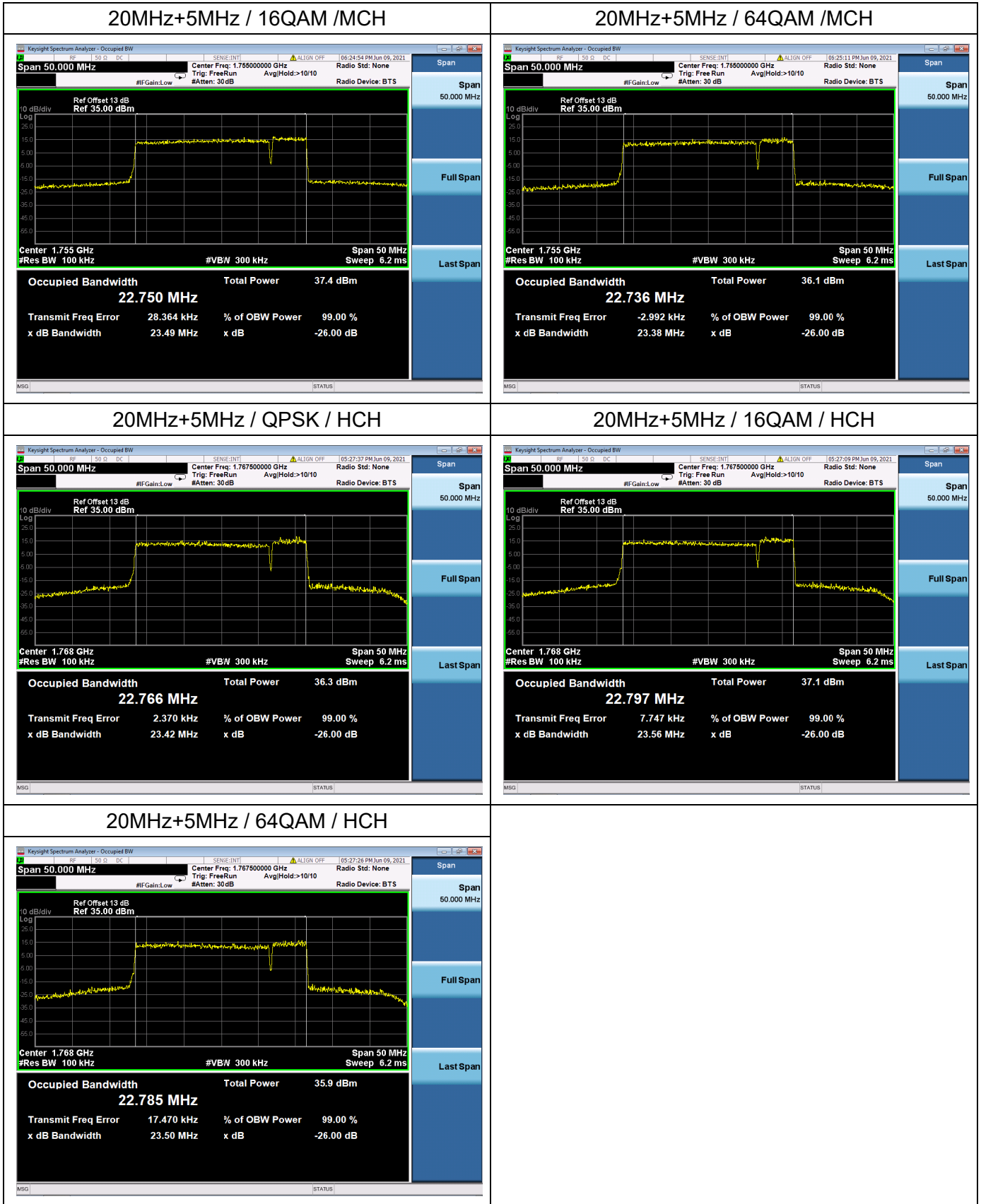


20MHz+5MHz/64QAM / LCH



20MHz+5MHz / QPSK / MCH



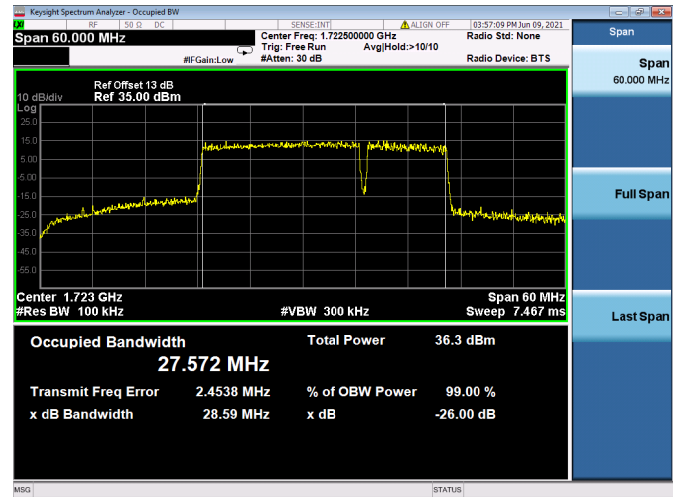
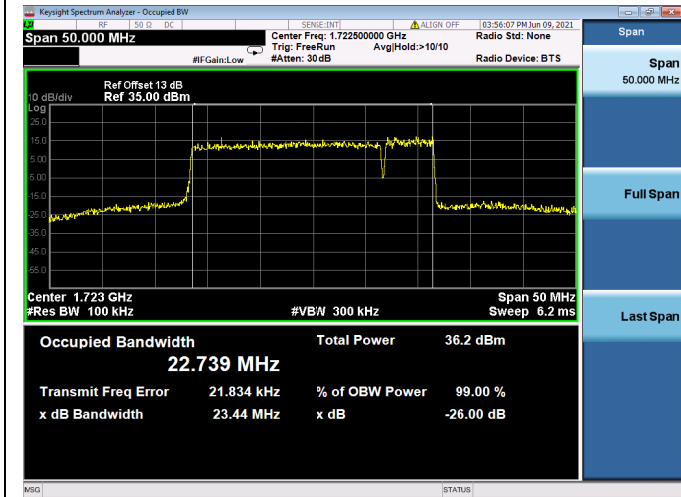




LTE Band 66C

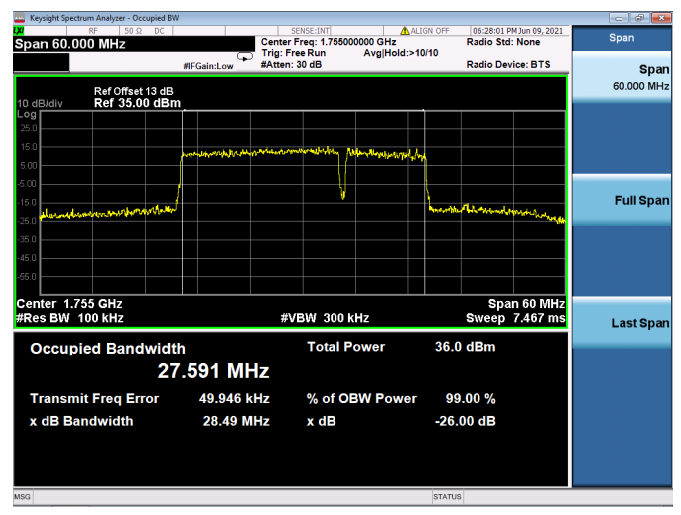
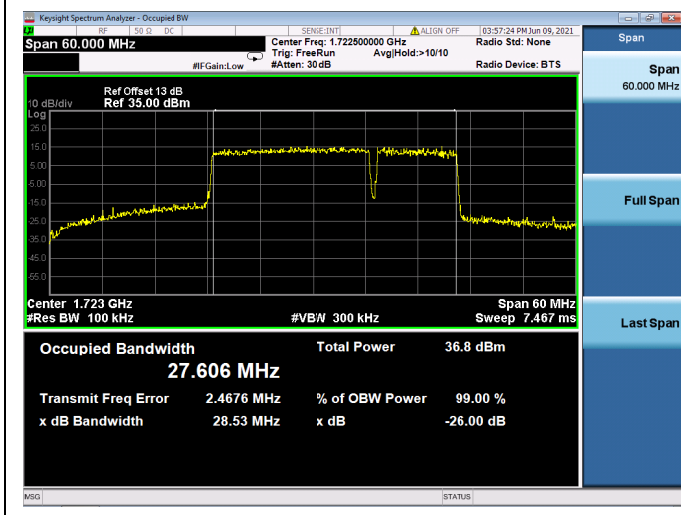
20MHz+10MHz /QPSK / LCH

20MHz+10MHz / 16QAM / LCH



20MHz+10MHz // L64QAMCH

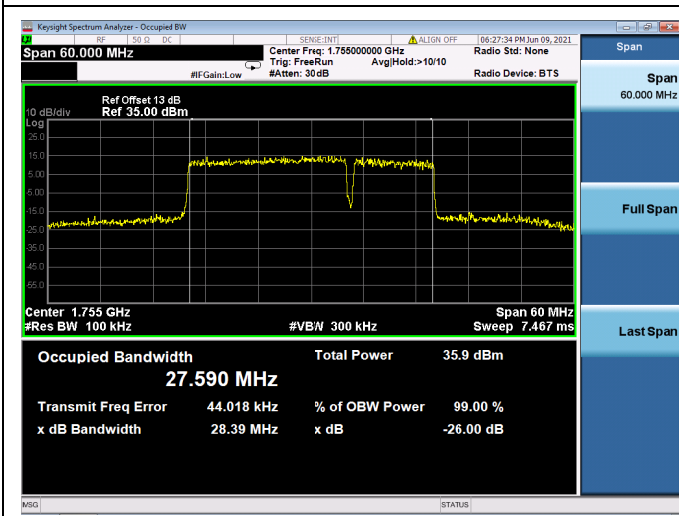
20MHz+10MHz / QPSK / MCH



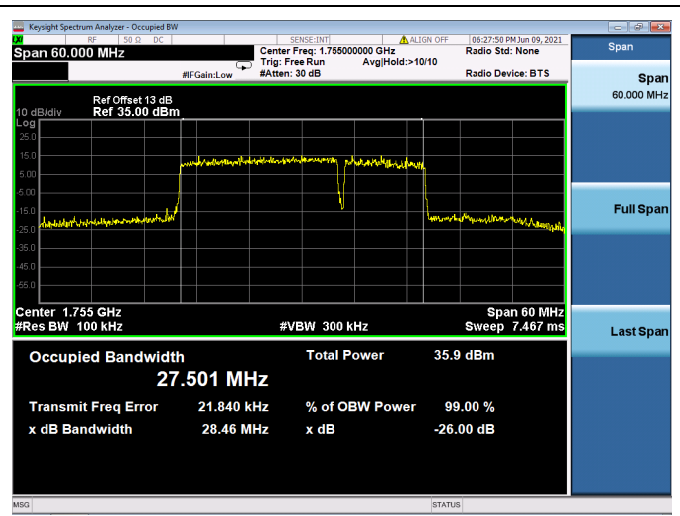




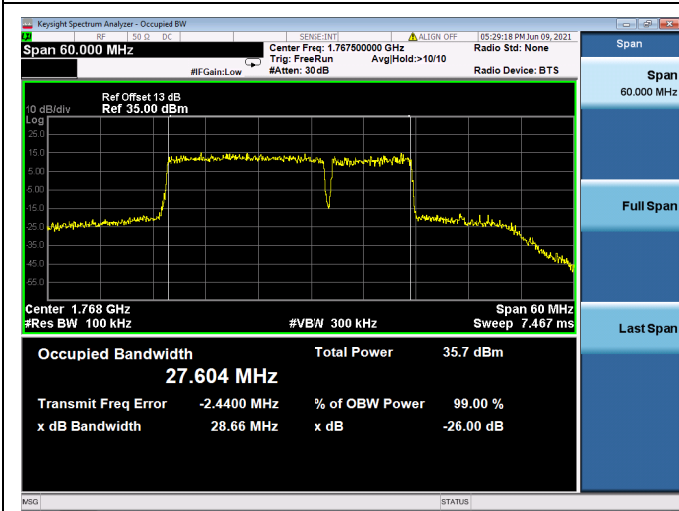
20MHz+10MHz / 16QAM / MCH



20MHz+10MHz / 64QAM / MCH



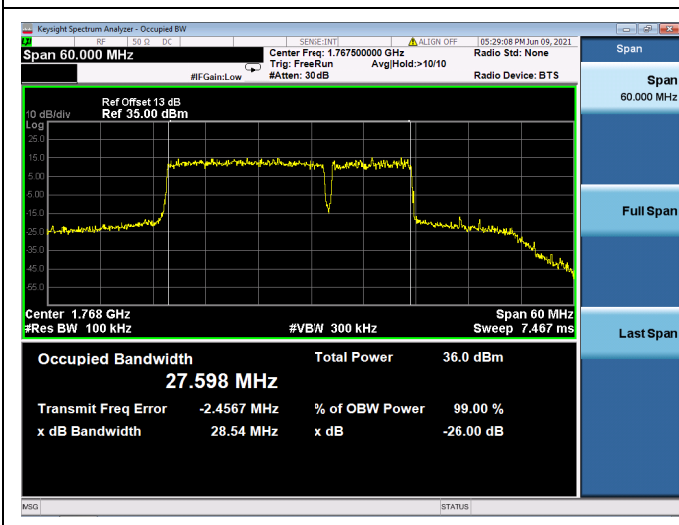
20MHz+10MHz / QPSK / HCH



20MHz+10MHz / 16QAM / HCH



20MHz+10MHz / 64QAM / HCH

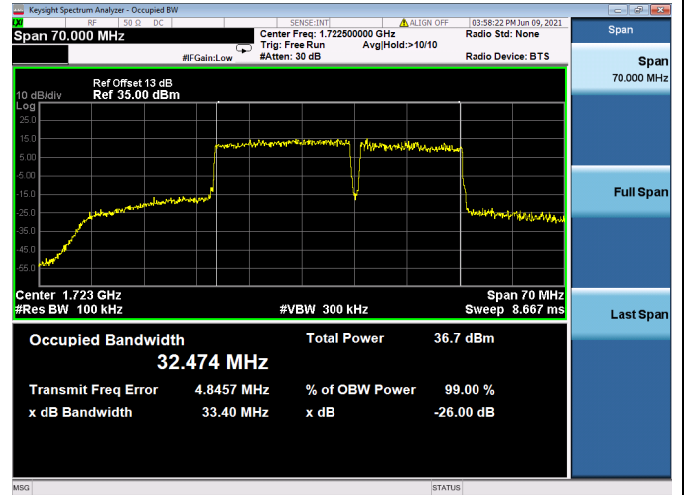
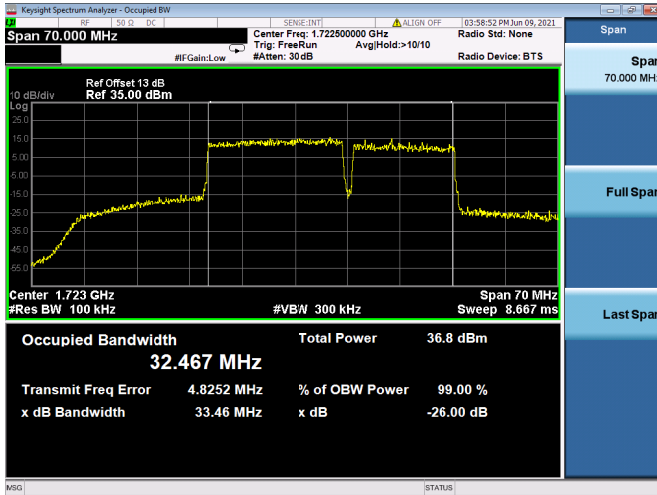




LTE Band 66C

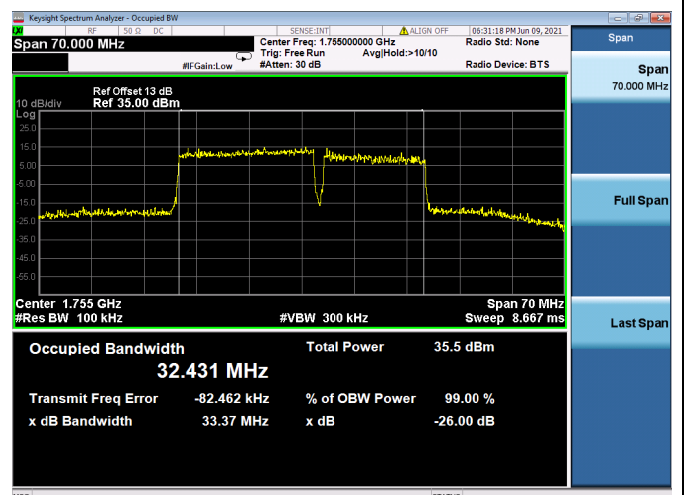
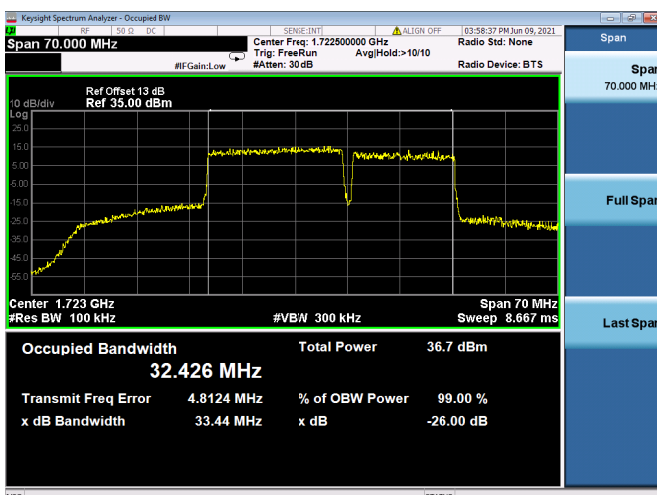
20MHz+15MHz / QPSK / LCH

20MHz+15MHz / 16QAM / LCH



20MHz+15MHz / 64QAM / LCH

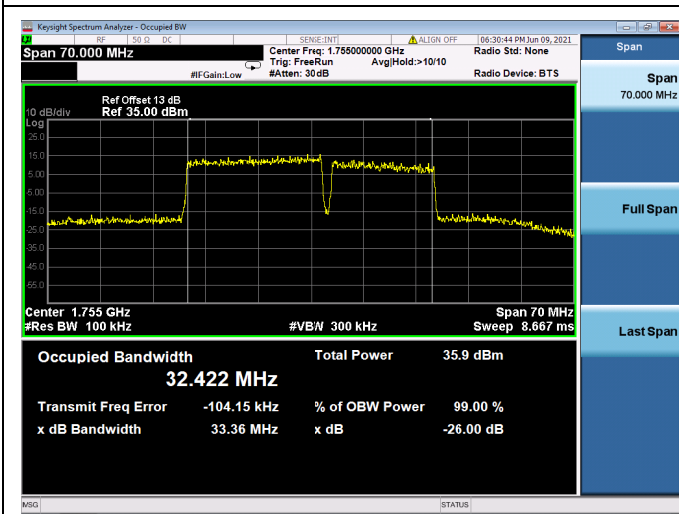
20MHz+15MHz / QPSK / MCH



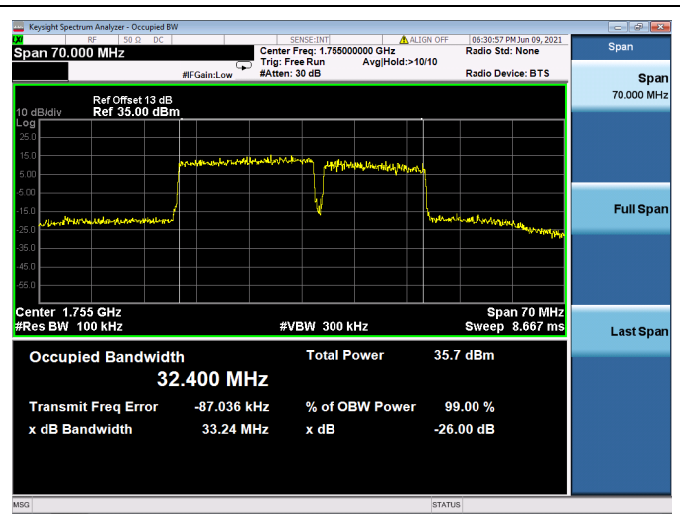




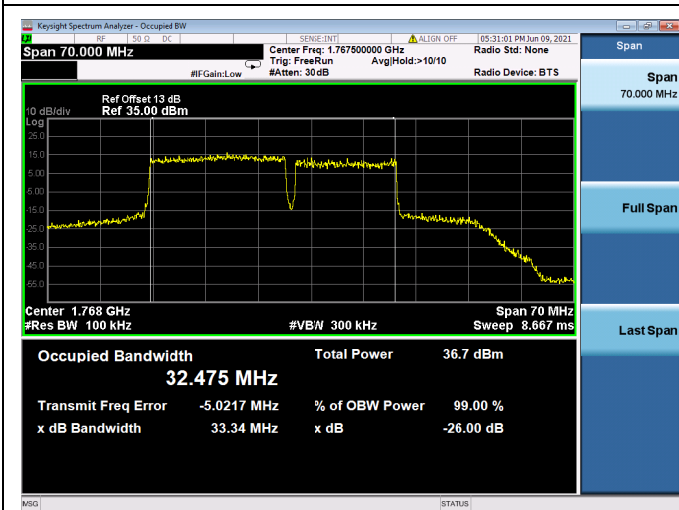
20MHz+15MHz / 16QAM / MCH



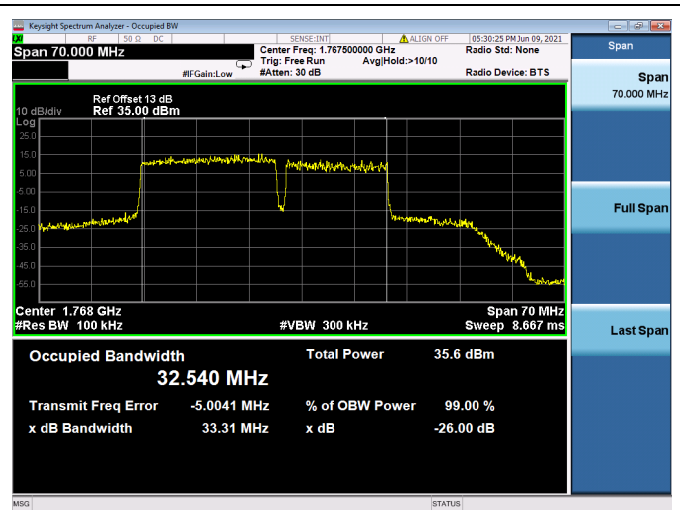
20MHz+15MHz / 64QAM / MCH



20MHz+15MHz / QPSK / HCH



20MHz+15MHz / 16QAM / HCH



20MHz+15MHz / 64QAM / HCH

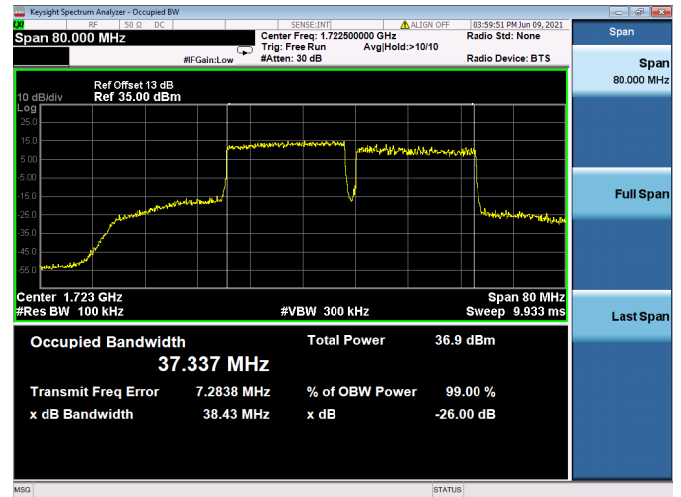
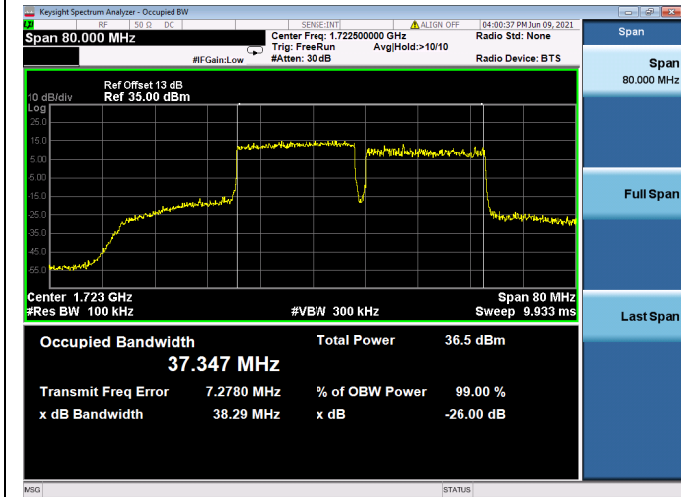




LTE Band 66C

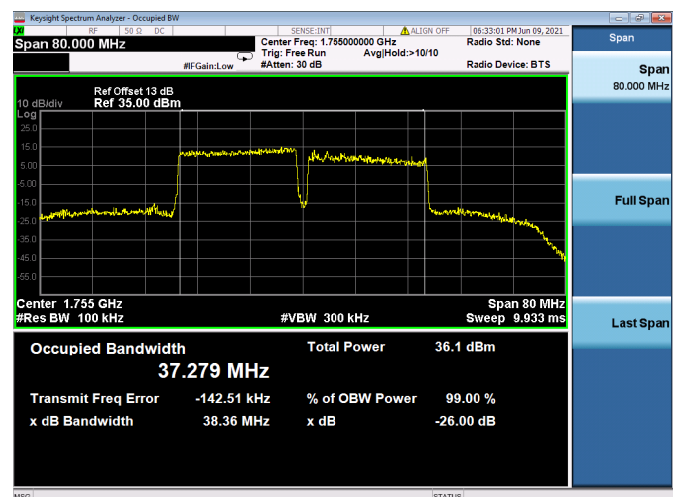
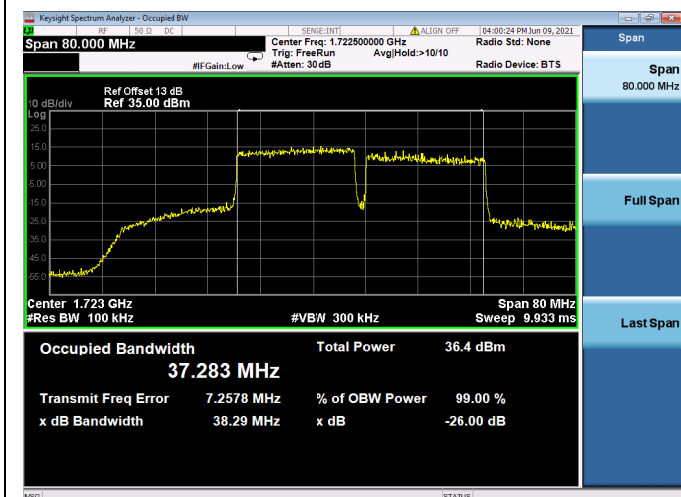
20MHz+20MHz /QPSK / LCH

20MHz+20MHz / 16QAM / LCH



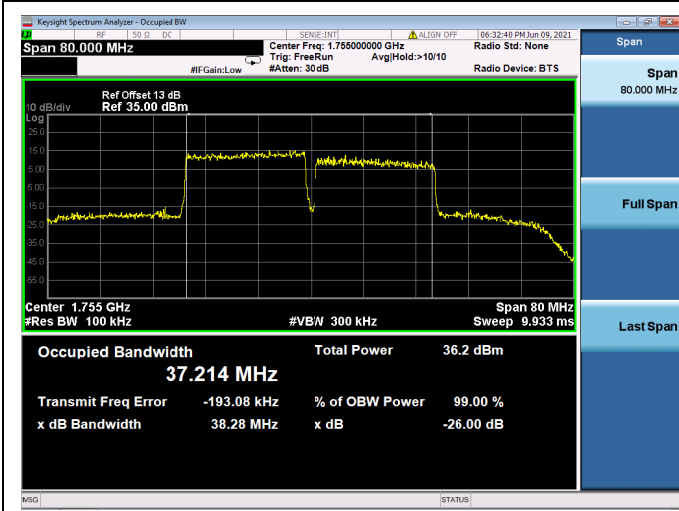
20MHz+20MHz / 64QAM/ LCH

20MHz+20MHz / QPSK /MCH

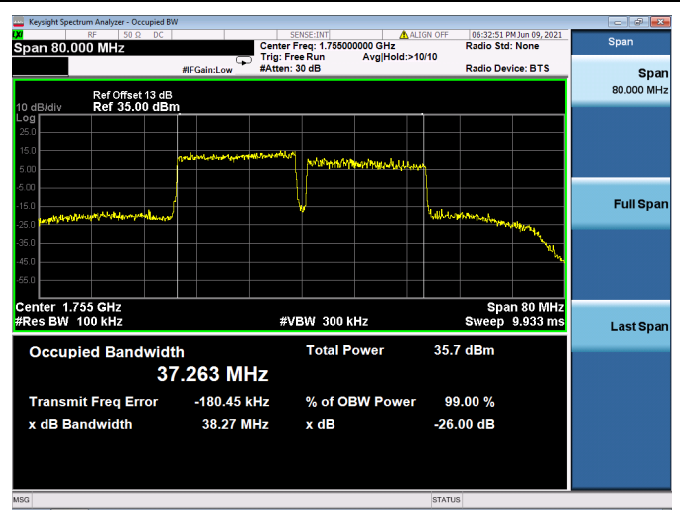




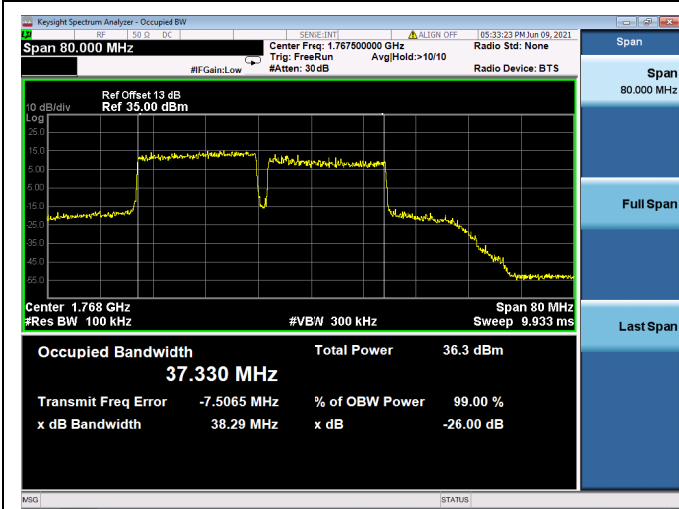
20MHz+20MHz / 16QAM / MCH



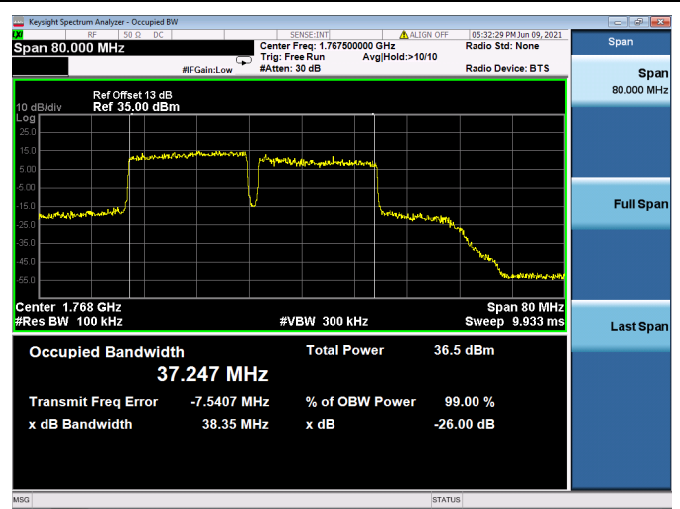
20MHz+20MHz / 64QAM / MCH



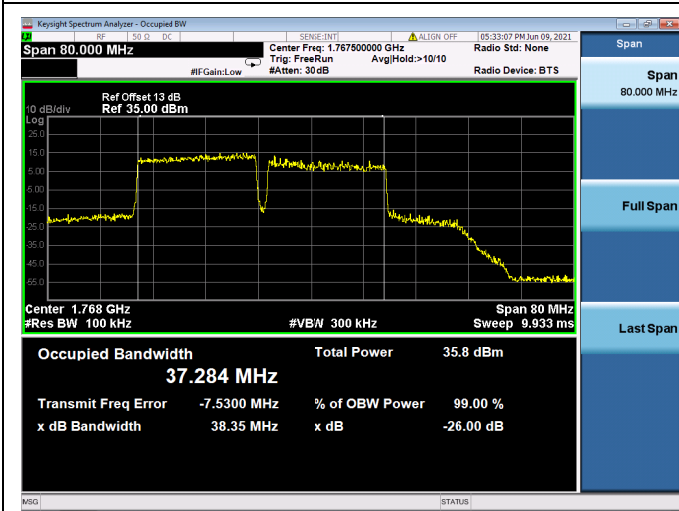
20MHz+20MHz / QPSK / HCH



20MHz+20MHz / 16QAM / HCH



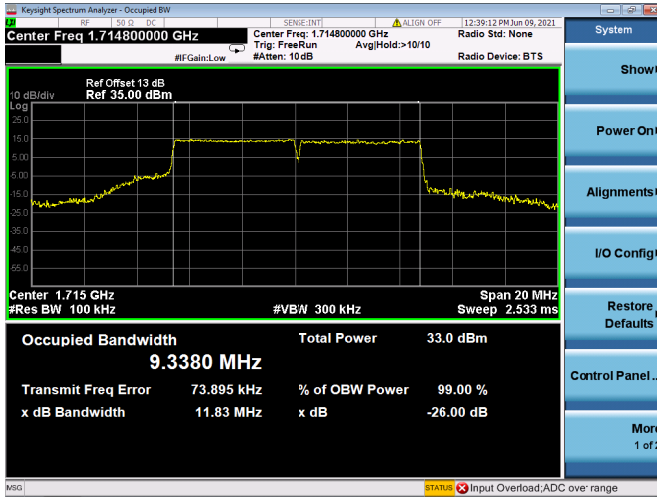
20MHz+20MHz / 64QAM / HCH



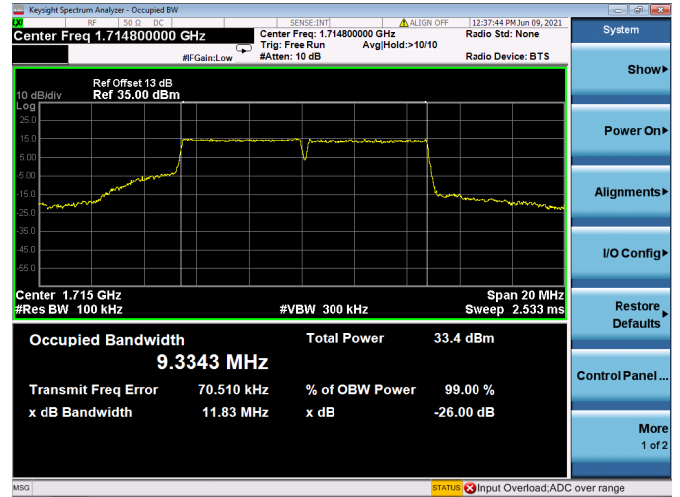


LTE Band 66B

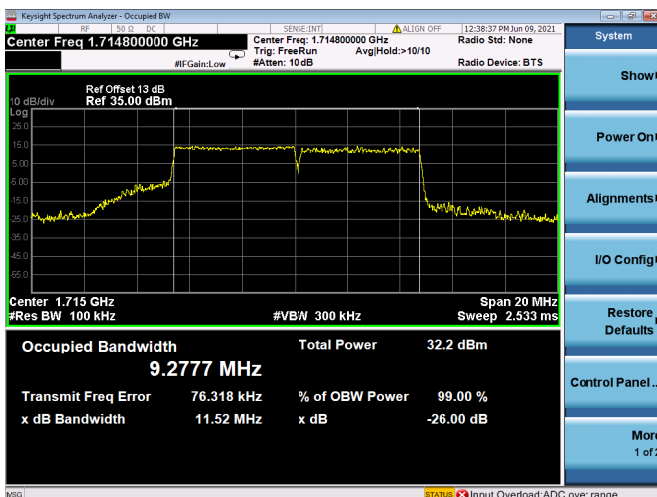
5MHz+5MHz /QPSK / LCH



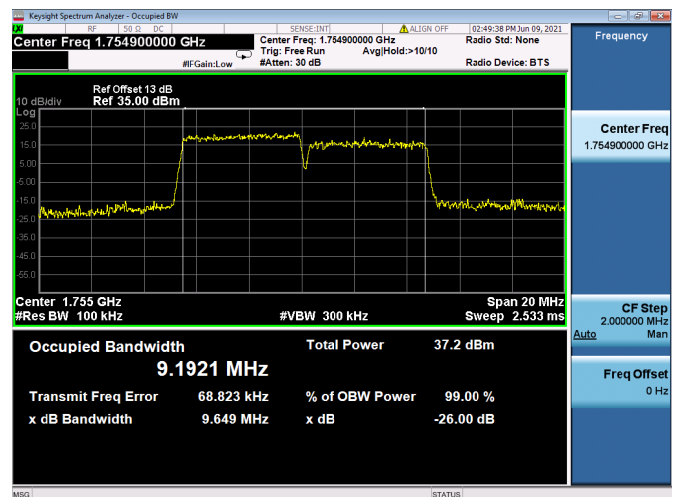
5MHz+5MHz / 16QAM / LCH

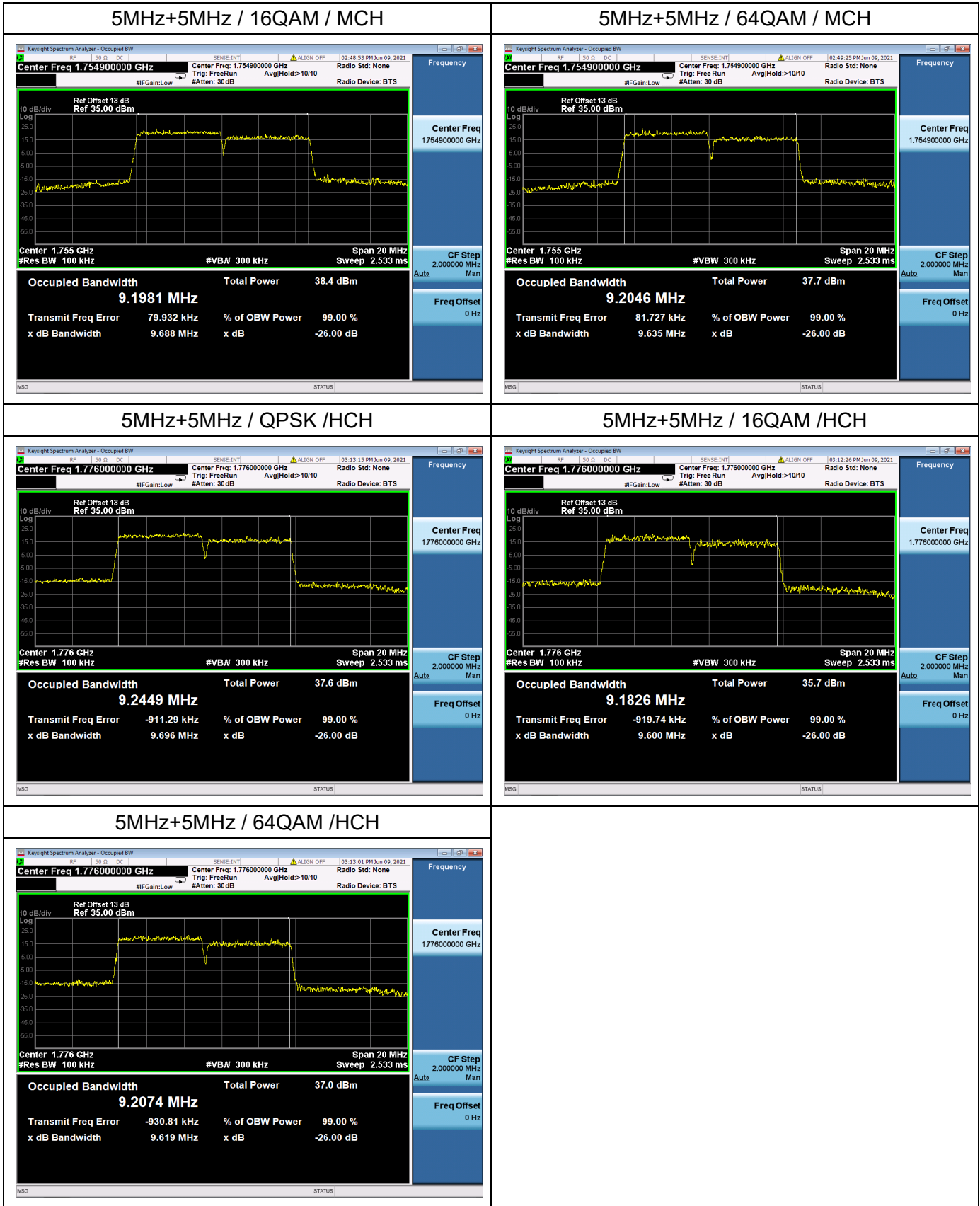


5MHz+5MHz /64QAM / LCH



5MHz+5MHz / QPSK / MCH

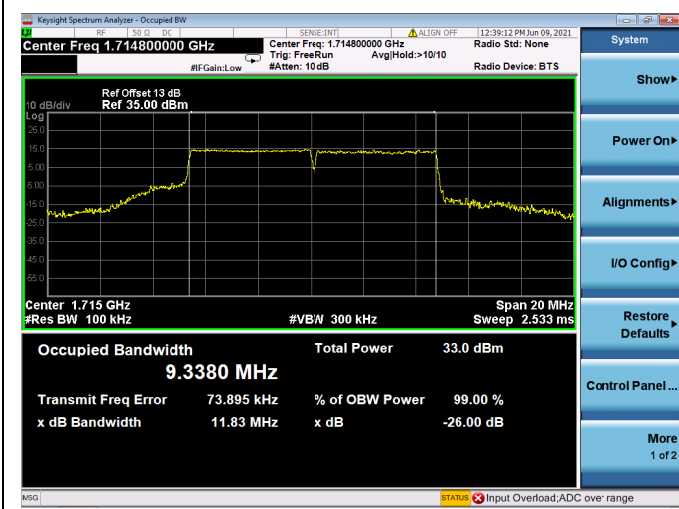




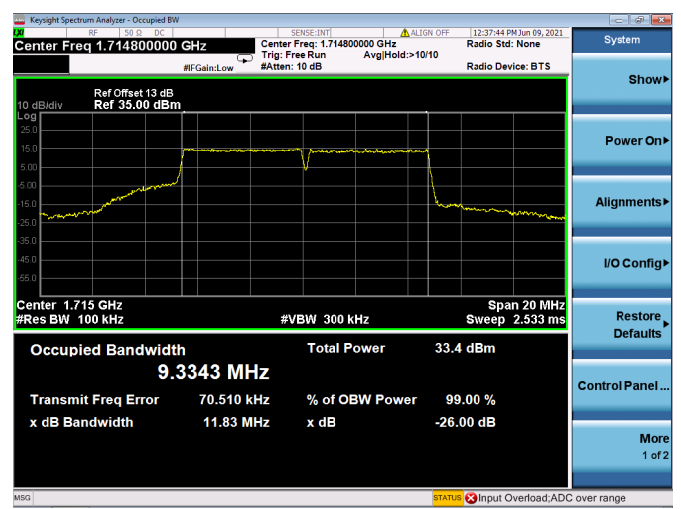


LTE Band 66B

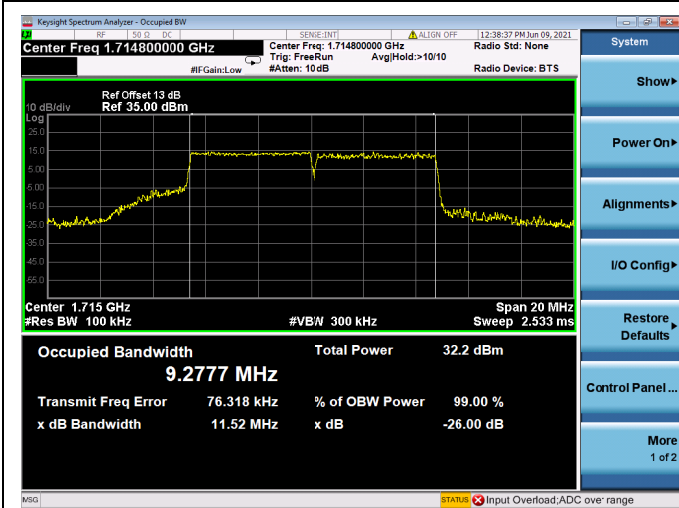
5MHz+10MHz / QPSK / LCH



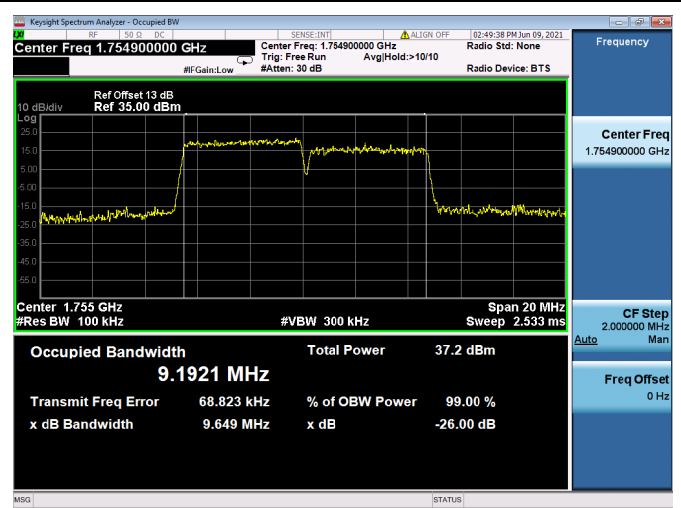
5MHz+10MHz / 16QAM / LCH



5MHz+10MHz / 64QAM / LCH



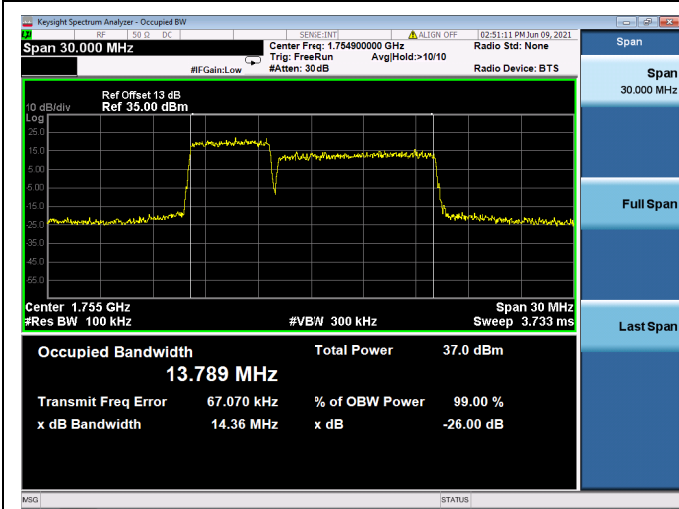
5MHz+10MHz / QPSK / MCH



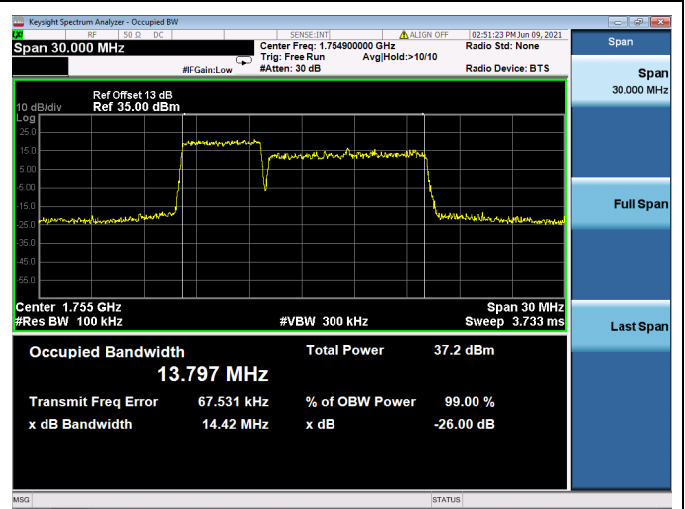




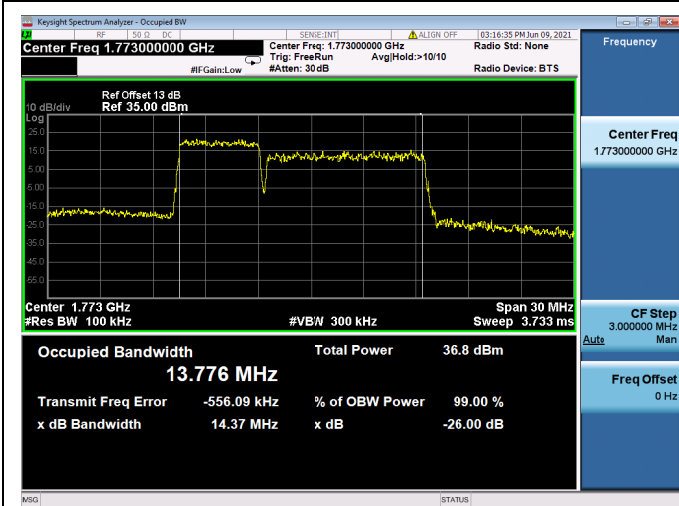
5MHz+10MHz / 16QAM / MCH



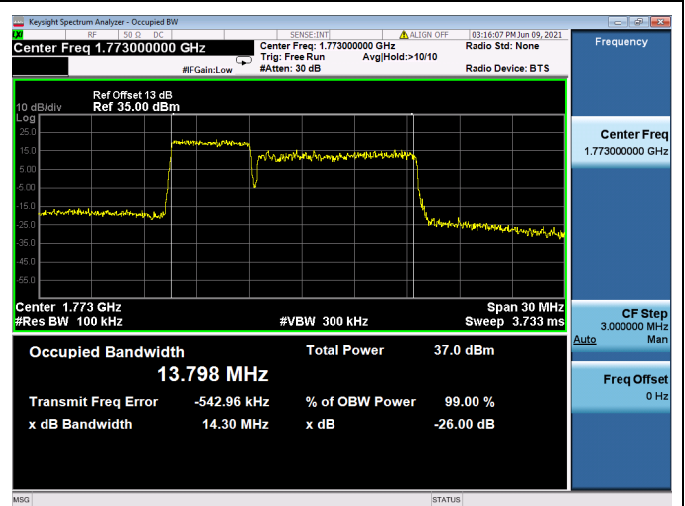
5MHz+10MHz / 64QAM / MCH



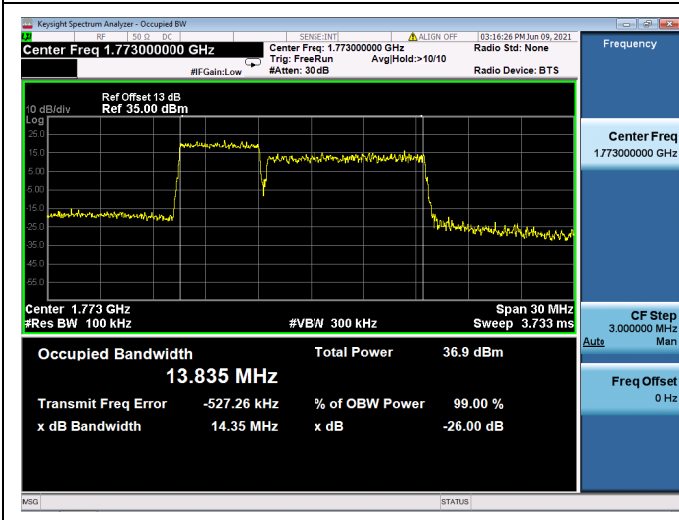
5MHz+10MHz / QPSK / HCH



5MHz+10MHz / 16QAM / HCH



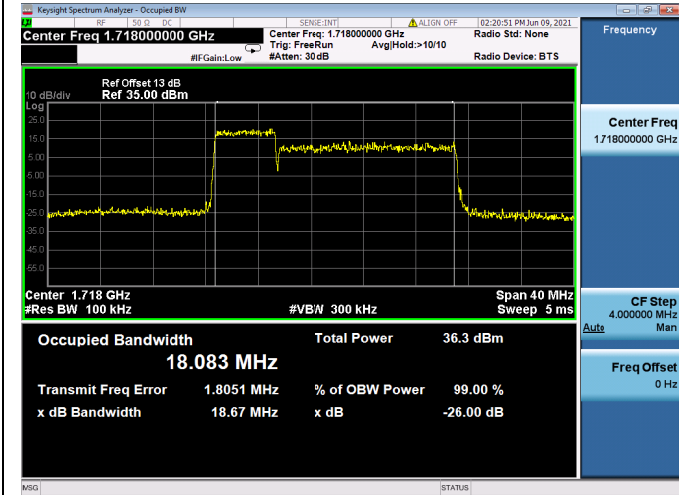
5MHz+10MHz / 64QAM / HCH



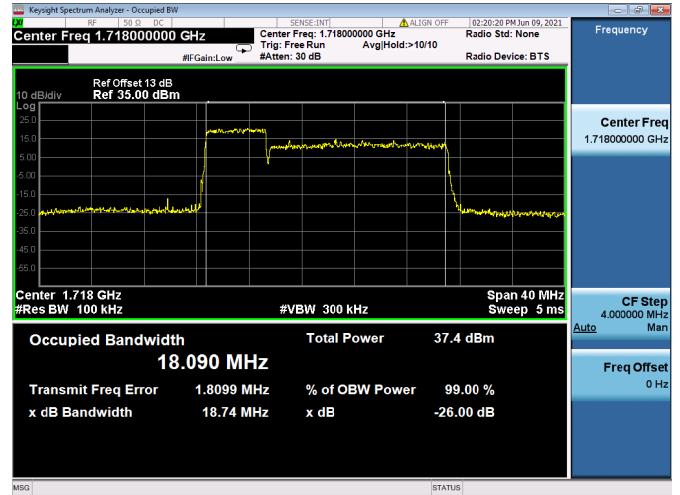


LTE Band 66B

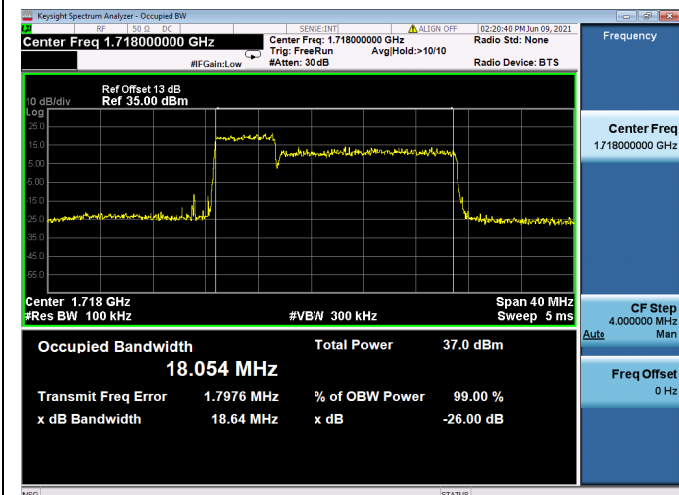
5MHz+15MHz /QPSK / LCH



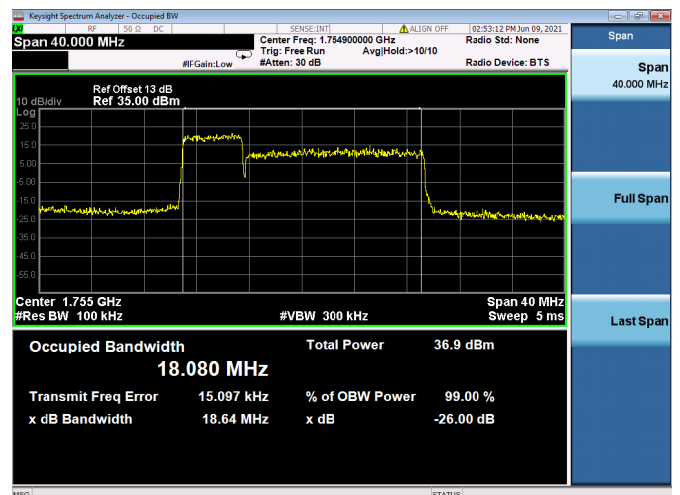
5MHz+15MHz / 16QAM / LCH



5MHz+15MHz / 64QAM / LCH



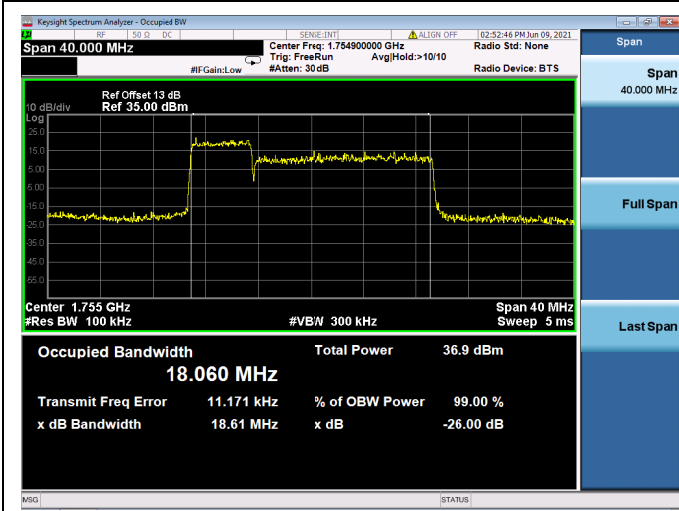
5MHz+15MHz / QPSK / MCH



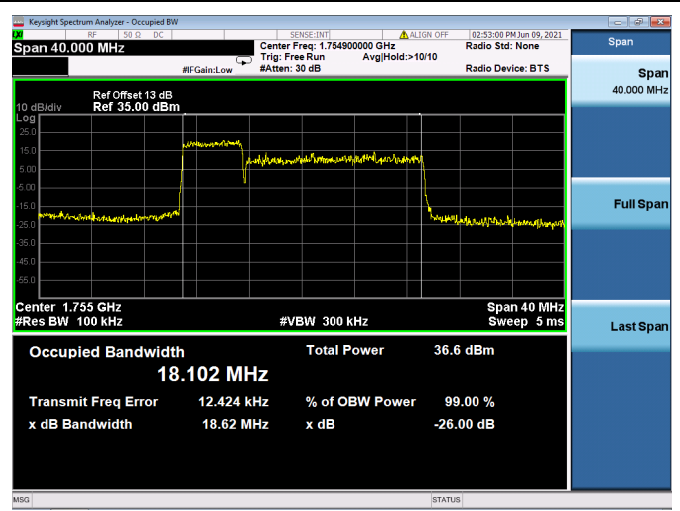




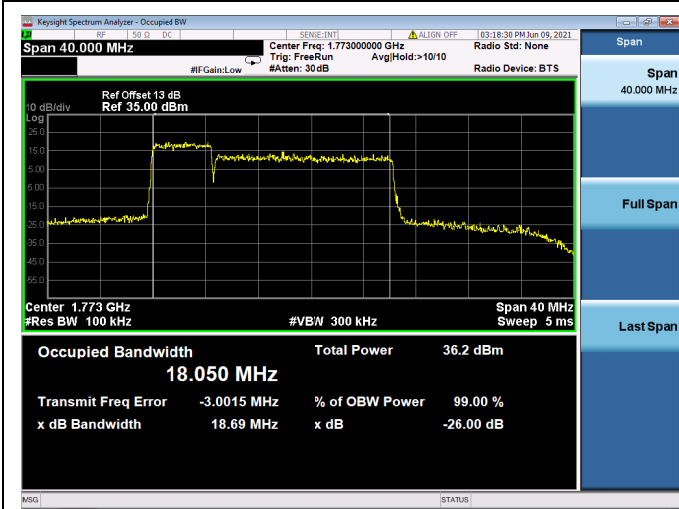
5MHz+15MHz / 16QAM / MCH



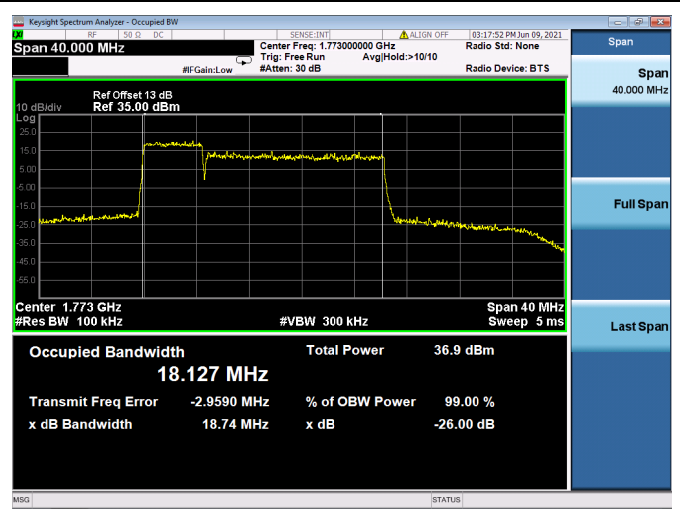
5MHz+15MHz / 64QAM / MCH



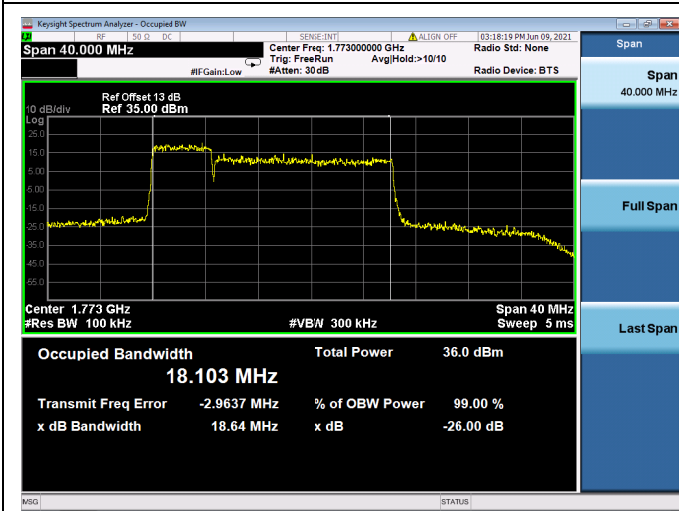
5MHz+15MHz / QPSK / HCH



5MHz+15MHz / 16QAM / HCH



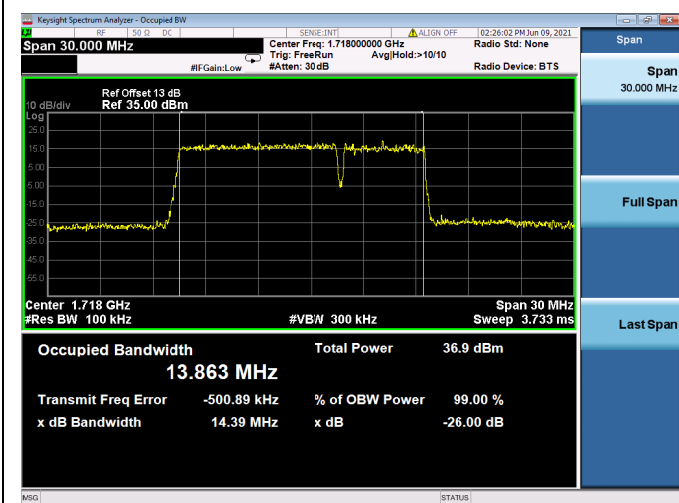
5MHz+15MHz / 64QAM / HCH



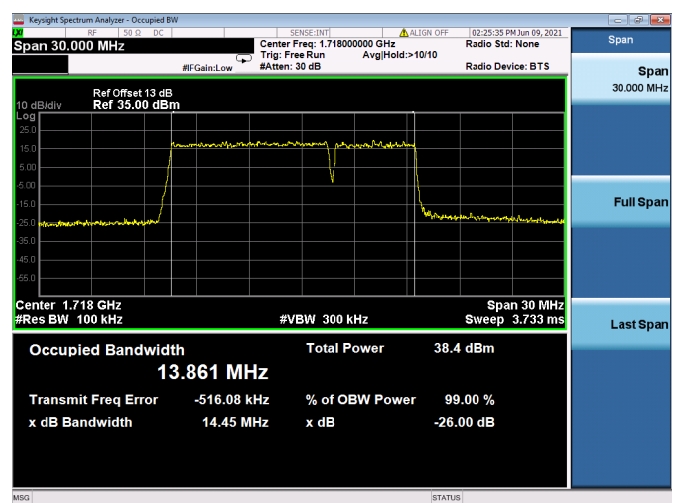


LTE Band 66B

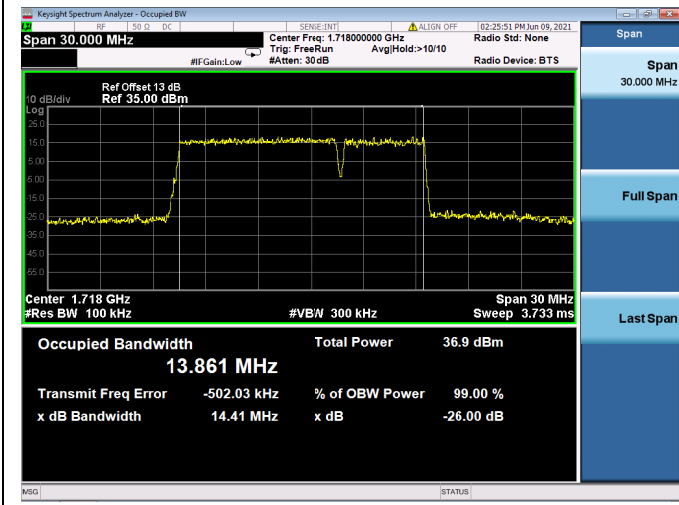
10MHz+5MHz /QPSK / LCH



10MHz+5MHz / 16QAM / LCH



10MHz+5MHz / 64QAM / LCH



10MHz+5MHz / QPSK / MCH

