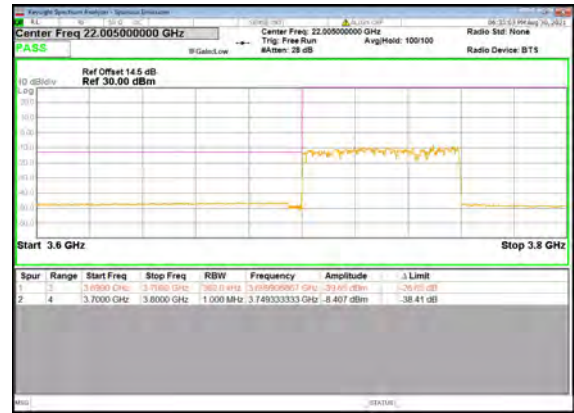




B5\_N77(60M)\_DFT-s-OFDM\_BPSK\_Outer\_Ful  
I\_Low\_CH



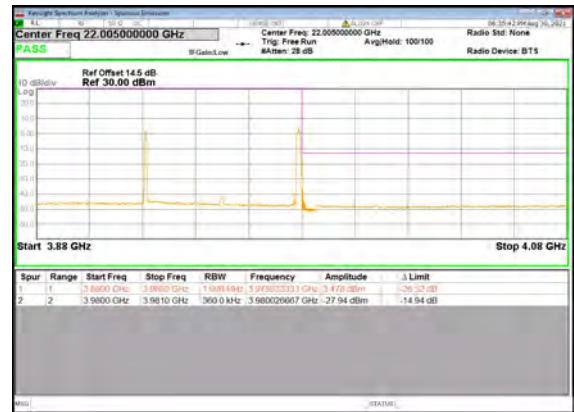
B5\_N77(60M)\_DFT-s-OFDM\_QPSK\_Outer\_Ful  
I\_Low\_CH



B5\_N77(60M)\_DFT-s-OFDM\_BPSK\_Edge\_1R  
B\_Right\_High\_CH



B5\_N77(60M)\_DFT-s-OFDM\_QPSK\_Edge\_1R  
B\_Right\_High\_CH



B5\_N77(60M)\_DFT-s-OFDM\_BPSK\_Outer\_Ful  
I\_High\_CH

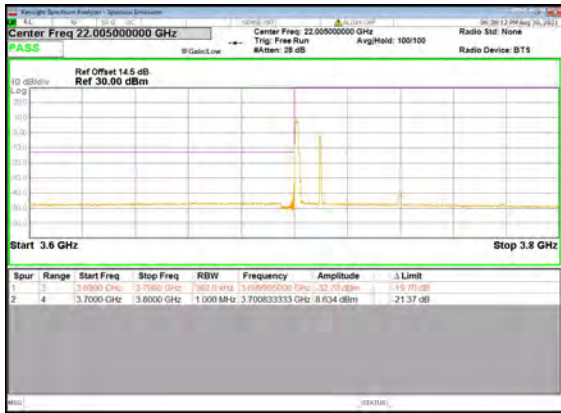


B5\_N77(60M)\_DFT-s-OFDM\_QPSK\_Outer\_Ful  
I\_High\_CH

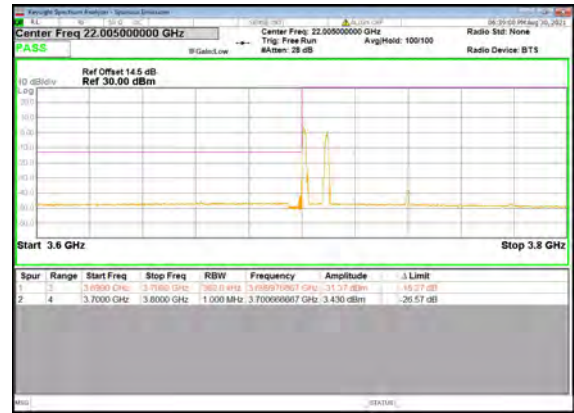




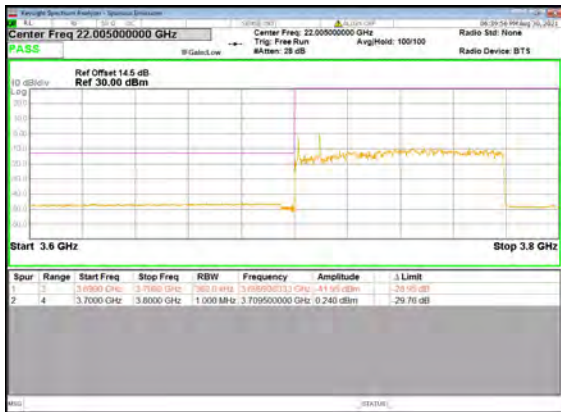
B5\_N77(80M)\_DFT-s-OFDM\_BPSK\_Edge\_1R  
B\_Left\_Low\_CH



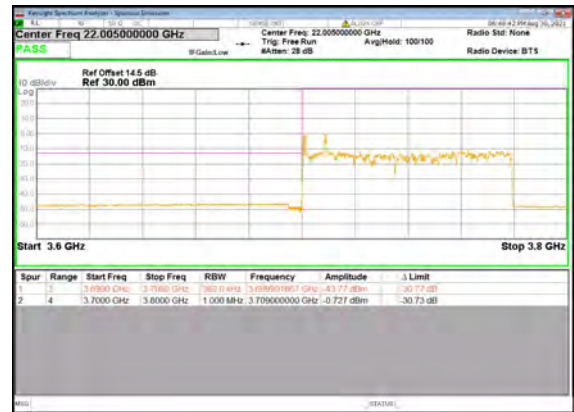
B5\_N77(80M)\_DFT-s-OFDM\_QPSK\_Edge\_1R  
B\_Left\_Low\_CH



B5\_N77(80M)\_DFT-s-OFDM\_BPSK\_Outer\_Ful  
I\_Low\_CH



B5\_N77(80M)\_DFT-s-OFDM\_QPSK\_Outer\_Ful  
I\_Low\_CH



B5\_N77(80M)\_DFT-s-OFDM\_BPSK\_Edge\_1R  
B\_Right\_High\_CH



B5\_N77(80M)\_DFT-s-OFDM\_QPSK\_Edge\_1R  
B\_Right\_High\_CH





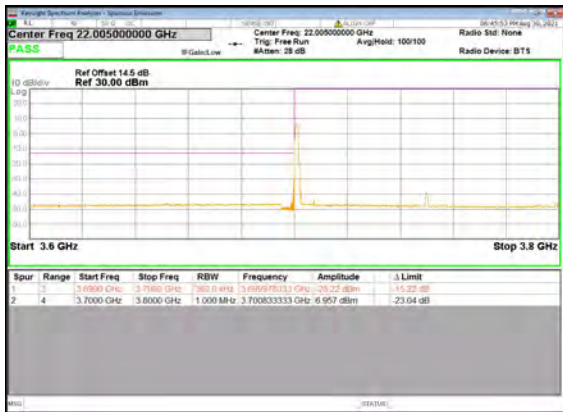
B5\_N77(80M)\_DFT-s-OFDM\_BPSK\_Outer\_Full\_High\_CH



B5\_N77(80M)\_DFT-s-OFDM\_QPSK\_Outer\_Full\_High\_CH



B5\_N77(100M)\_DFT-s-OFDM\_BPSK\_Edge\_1\_RB\_Left\_Low\_CH



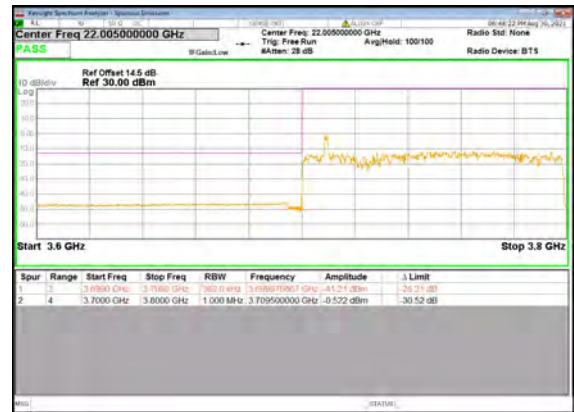
B5\_N77(100M)\_DFT-s-OFDM\_QPSK\_Edge\_1\_RB\_Left\_Low\_CH



B5\_N77(100M)\_DFT-s-OFDM\_BPSK\_Outer\_Full\_Low\_CH



B5\_N77(100M)\_DFT-s-OFDM\_QPSK\_Outer\_Full\_Low\_CH





B5\_N77(100M)\_DFT-s-OFDM\_BPSK\_Edge\_1  
RB\_Right\_High\_CH



B5\_N77(100M)\_DFT-s-OFDM\_QPSK\_Edge\_1  
RB\_Right\_High\_CH



B5\_N77(100M)\_DFT-s-OFDM\_BPSK\_Outer\_F  
ull\_High\_CH



B5\_N77(100M)\_DFT-s-OFDM\_QPSK\_Outer\_F  
ull\_High\_CH

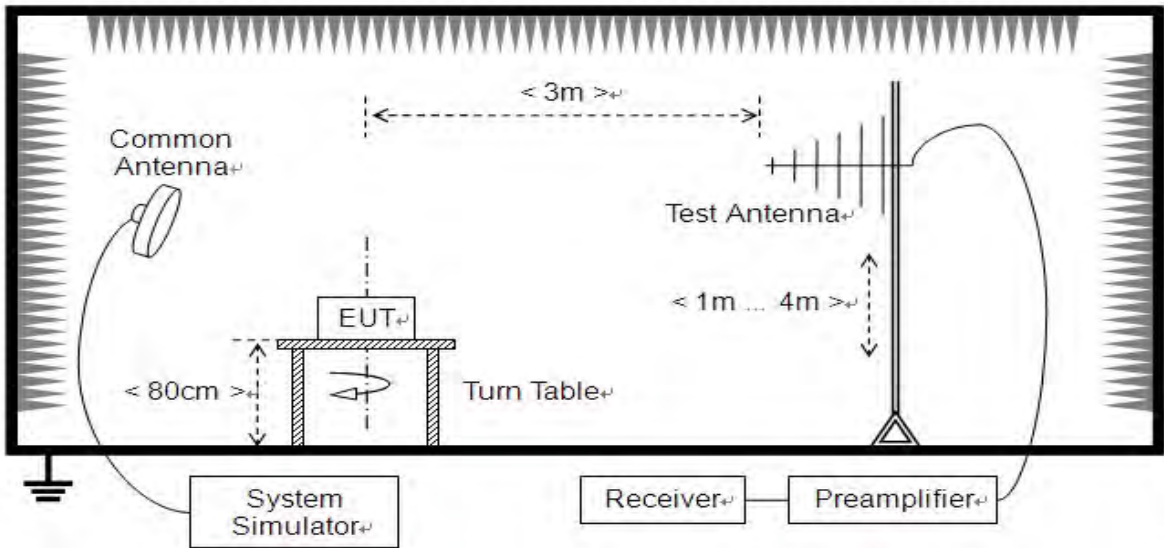


## 2.7. Radiated Spurious Emissions

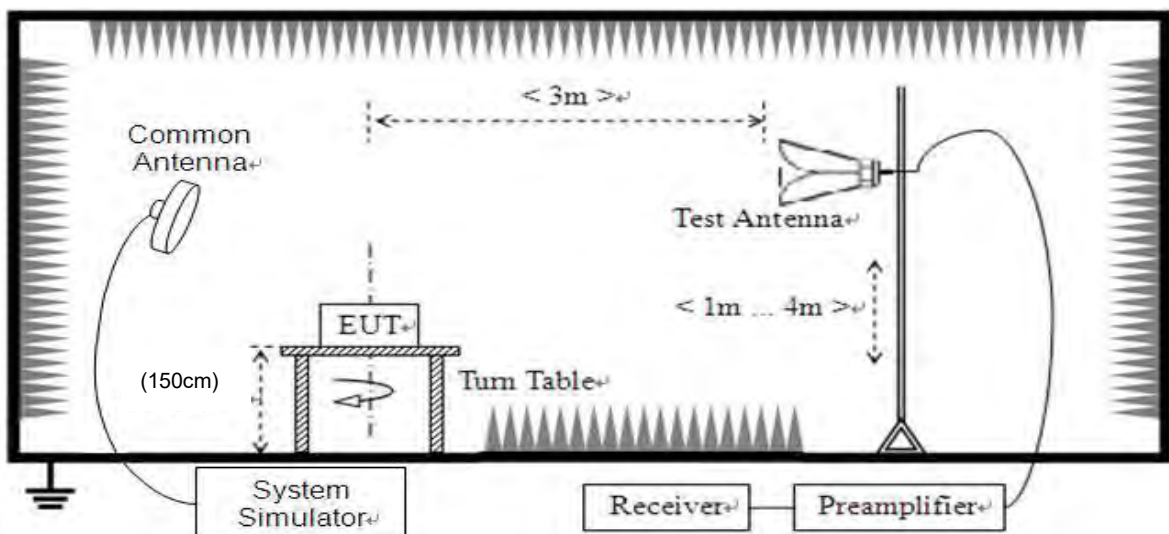
### 2.7.1. Requirement

According to FCC section 2.1051, section 24.238(a), section 22.917(a), section 27.53(h), section 27.53(l), the power of any emission outside of the authorized operating frequency ranges must be attenuated below the transmitting power (P) by a factor of at least  $43 + 10 \cdot \log(P)$  dB. This calculated to be -13dBm.

### 2.7.2. Test Description



(For the test frequency from 30MHz to 1GHz)





(For the test frequency above 1GHz)

The EUT is located in a 3m Full-Anechoic Chamber, the cable loss, air loss and so on of the site as factors are pre-calibrated using the "Substitution" method, and calculated to correct the reading. A call is established between the EUT and the SS via a Common Antenna. The EUT is commanded by the SS to operate at the maximum and minimum output power, and only the test result of the maximum output power was recorded.

In the frequency range above 30MHz, Bi-Log Test Antenna (30MHz to 1GHz) and Horn Test Antenna (above 1GHz) are used. Test Antenna is 3m away from the EUT. Test Antenna height is varied from 1m to 4m above the ground and the Turn Table is actuated to turn from 0° to 360° to determine the maximum value of the radiated power. The emission levels at both horizontal and vertical polarizations should be tested. The Filters consists of Notch Filters and High Pass Filter.

**Note:** when doing measurements above 1GHz, the EUT has been within the 3dB cone width of the horn antenna during horizontal antenna.

### 2.7.3. Test procedure

KDB 971168 D01v03 Section 5.8 and ANSI/TIA-603-E-2016.

### 2.7.4. Test Result

The measurement frequency range is from 30MHz to the 10th harmonic of the fundamental frequency. Test Antenna height is varied from 1m to 4m above the ground, and the Turn Table is actuated to turn from 0° to 360°, both horizontal and vertical polarizations of the Test Antenna are used to find the maximum radiated power. Mid channels on all channel bandwidth verified. Only the worst RB size/offset presented.

The substitution corrections are obtained as described below:

$$A_{\text{SUBST}} = P_{\text{SUBST\_TX}} - P_{\text{SUBST\_RX}} - L_{\text{SUBST\_CABLES}} + G_{\text{SUBST\_TX\_ANT}}$$

$$A_{\text{TOT}} = L_{\text{CABLES}} + A_{\text{SUBST}}$$

Where  $A_{\text{SUBST}}$  is the final substitution correction including receive antenna gain.

$P_{\text{SUBST\_TX}}$  is signal generator level,



$P_{\text{SUBST\_RX}}$  is receiver level,

$L_{\text{SUBST\_CABLES}}$  is cable losses including TX cable,

$G_{\text{SUBST\_TX\_ANT}}$  is substitution antenna gain.

$A_{\text{TOT}}$  is total correction factor including cable loss and substitution correction

During the test, the data of  $A_{\text{TOT}}$  was added in the Test Spectrum Analyze, so Spectrum Analyze reading is the final values, which contain the data of  $A_{\text{TOT}}$ .

**Note1:** The power of the EUT transmitting frequency should be ignored.

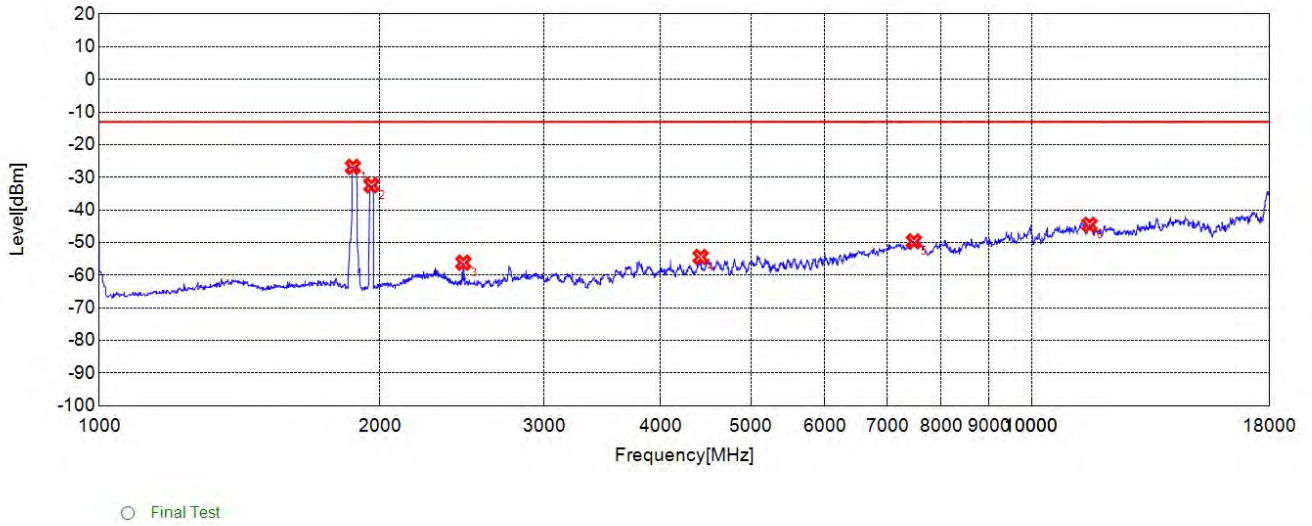
**Note2:** All Spurious Emission tests were performed in X, Y, Z axis direction. And only the worst axis test condition was recorded in this test report.

**Note3:** All bandwidth and modulation were considered and evaluated respectively by performing full test for each band, only the worst cases (Max Bandwidth and QPSK mode) were recorded in this test report.



Ant 2

### Test Graph



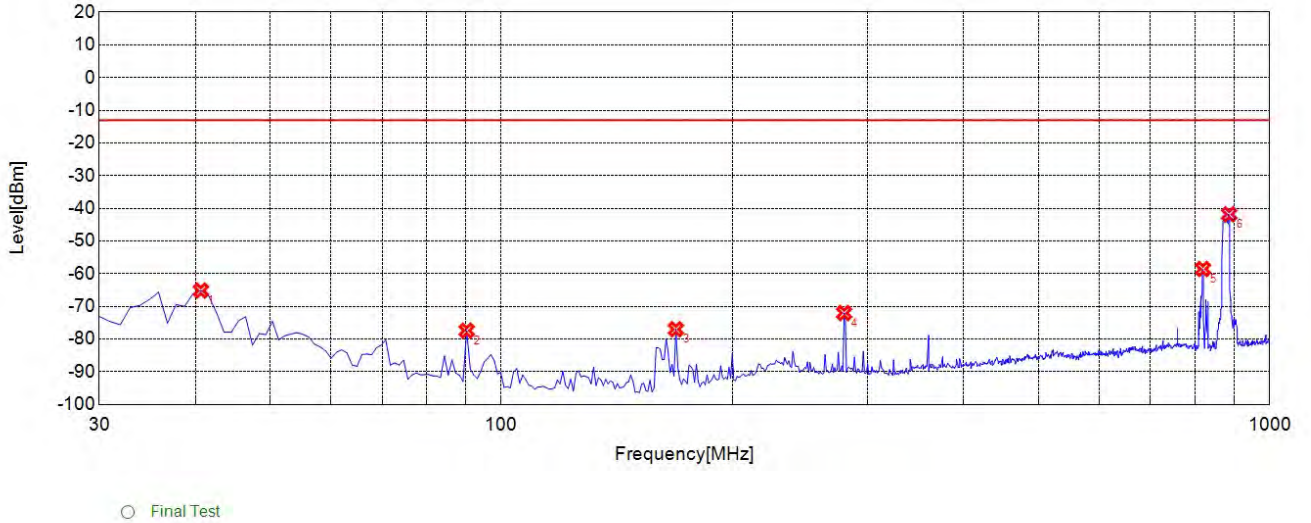
Suspected List										
NO.	Freq. [MHz]	Level [dBm]	Limit [dBm]	Margin [dB]	Factor [dB]	Path [dB]	Air [dB]	Angle [°]	EUT Pol.	Ant. Pol.
1	1870.8710	-26.83	-13.00	13.83	-10.76	-46.69	35.93	207	z	N/A
2	1958.9590	-32.47	-13.00	19.47	-10.46	-46.40	35.94	115	z	N/A
3	2457.4570	-56.17	-13.00	43.17	-10.50	-47.30	36.80	166	z	Vertical
4	4415.4150	-54.44	-13.00	41.44	-5.67	-45.77	40.10	103	z	Vertical
5	7478.4780	-49.66	-13.00	36.66	7.27	-38.40	45.67	145	z	Vertical
6	11542.0420	-44.55	-13.00	31.55	13.91	-35.93	49.84	72	z	Vertical

DC\_2A\_N5A 166800 20M DFT-s-OFDM RB Size-1 RB Offset-1 SCS 15KHz (ANT2) V





### Test Graph

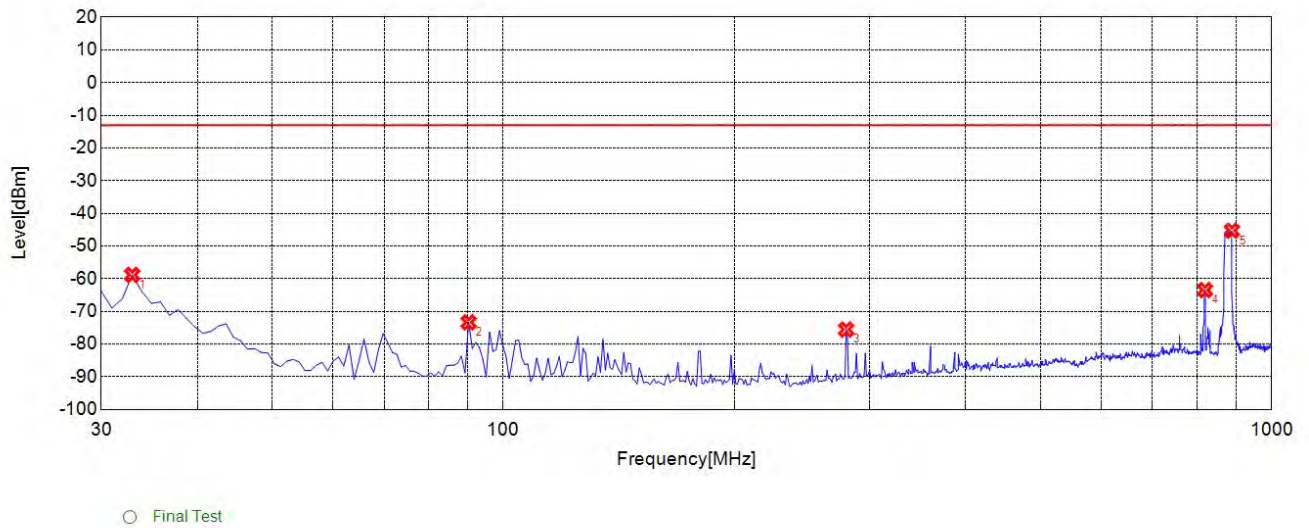


Suspected List										
NO.	Freq. [MHz]	Level [dBm]	Limit [dBm]	Margin [dB]	Factor [dB]	Path [dB]	Air [dB]	Angle [°]	EUT Pol.	Ant. Pol.
1	40.6810	-65.16	-13.00	52.16	-7.05	-39.53	32.48	117	z	Horizontal
2	90.2000	-77.41	-13.00	64.41	-18.92	-38.71	19.79	57	z	Horizontal
3	168.8490	-76.99	-13.00	63.99	-18.59	-38.15	19.56	221	z	Horizontal
4	279.5400	-72.04	-13.00	59.04	-12.04	-37.04	25.00	257	z	Horizontal
5	819.3990	-58.55	-13.00	45.55	-3.18	-34.18	31.00	41	z	N/A
6	886.3960	-41.82	-13.00	28.82	-2.06	-34.00	31.94	134	z	N/A

DC\_2A\_N5A 166800 20M DFT-s-OFDM RB Size-1 RB Offset-1 SCS 15KHz (ANT2) 30M-1G H



### Test Graph

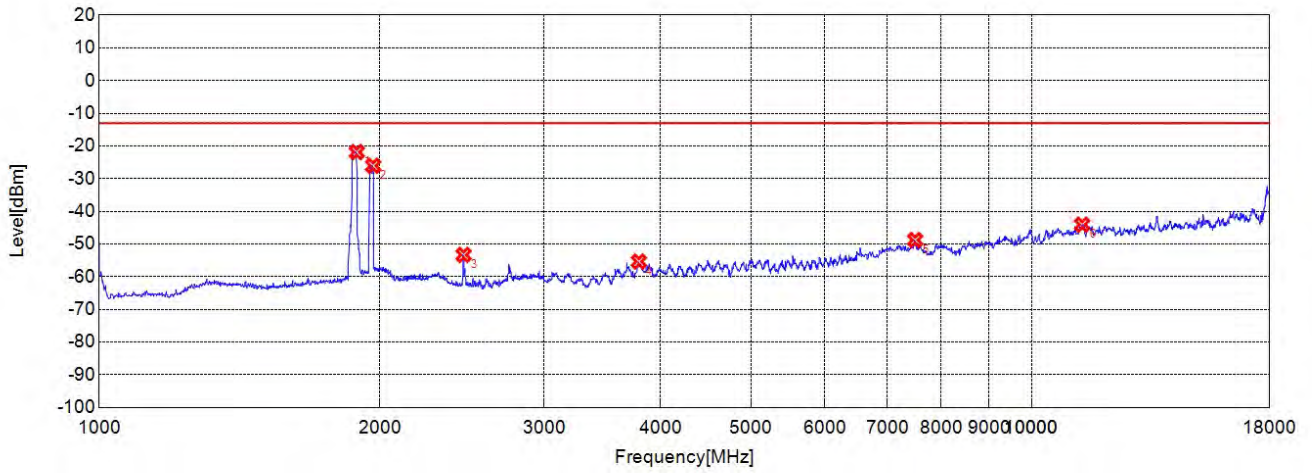


Suspected List										
NO.	Freq. [MHz]	Level [dBm]	Limit [dBm]	Margin [dB]	Factor [dB]	Path [dB]	Air [dB]	Angle [°]	EUT Pol.	Ant. Pol.
1	32.9130	-58.85	-13.00	45.85	-16.83	-39.60	22.77	257	z	Vertical
2	90.2000	-73.35	-13.00	60.35	-16.50	-38.71	22.21	268	z	Vertical
3	279.5400	-75.56	-13.00	62.56	-12.54	-37.04	24.50	271	z	Vertical
4	819.3990	-63.48	-13.00	50.48	-3.03	-34.18	31.15	124	z	N/A
5	888.3380	-45.3	-13.00	32.30	-1.25	-34.00	32.75	149	z	N/A

DC\_2A\_N5A 166800 20M DFT-s-OFDM RB Size-1 RB Offset-1 SCS 15KHz (ANT2) 30M-1G V



### Test Graph



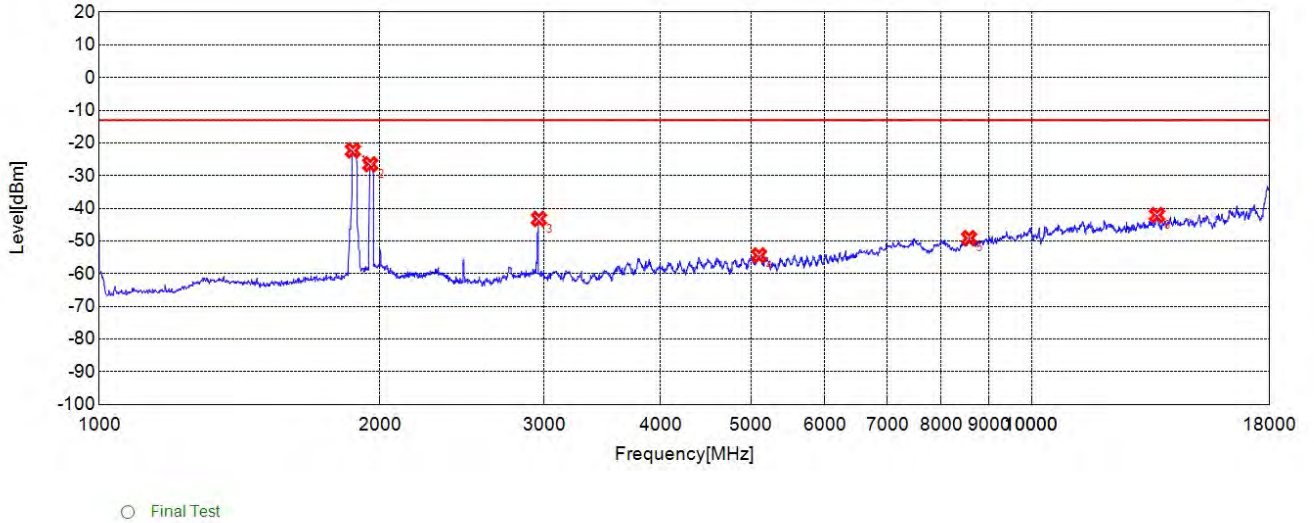
○ Final Test

Suspected List										
NO.	Freq. [MHz]	Level [dBm]	Limit [dBm]	Margin [dB]	Factor [dB]	Path [dB]	Air [dB]	Angle [°]	EUT Pol.	Ant. Pol.
1	1888.8890	-21.88	-13.00	8.88	-6.38	-46.72	40.34	17	z	N/A
2	1966.9670	-26.06	-13.00	13.06	-4.81	-46.38	41.57	106	z	N/A
3	2459.4590	-53.33	-13.00	40.33	-10.38	-47.29	36.91	281	z	Horizontal
4	3791.7920	-55.36	-13.00	42.36	-6.78	-46.23	39.45	220	z	Horizontal
5	7501.5020	-48.79	-13.00	35.79	8.10	-38.09	46.19	28	z	Horizontal
6	11334.8350	-44.08	-13.00	31.08	13.39	-35.72	49.11	291	z	Horizontal

DC\_2A\_N5A 166800 20M DFT-s-OFDM RB Size-1 RB Offset-1 SCS 15KHz (ANT2) H



### Test Graph

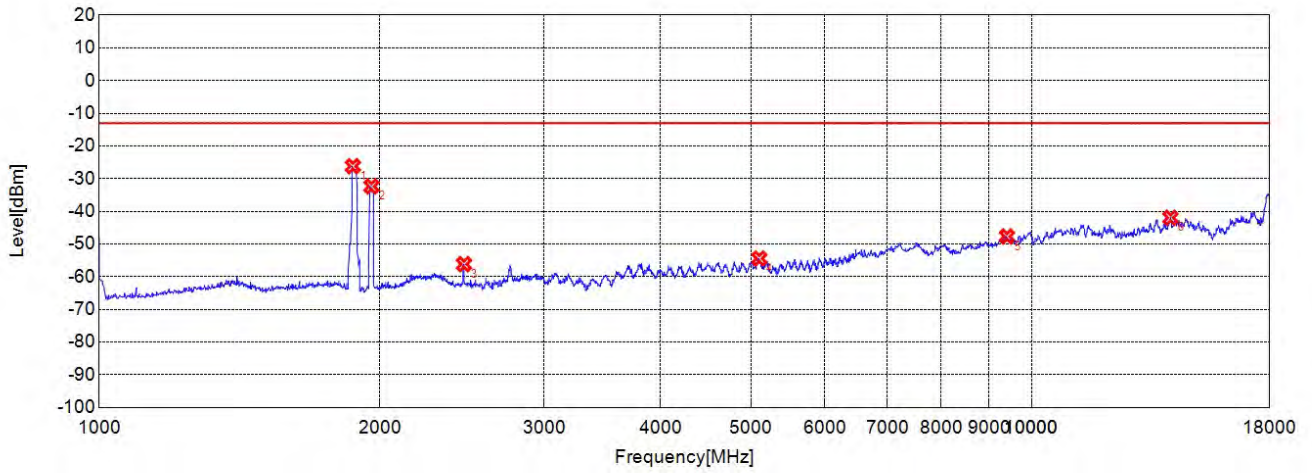


Suspected List										
NO.	Freq. [MHz]	Level [dBm]	Limit [dBm]	Margin [dB]	Factor [dB]	Path [dB]	Air [dB]	Angle [°]	EUT Pol.	Ant. Pol.
1	1870.8710	-22.29	-13.00	9.29	-6.81	-46.69	39.88	88	z	N/A
2	1952.9530	-26.52	-13.00	13.52	-5.04	-46.42	41.38	190	z	N/A
3	2961.9620	-43.26	-13.00	30.26	-8.96	-47.74	38.78	217	z	Horizontal
4	5102.1020	-54.4	-13.00	41.40	-2.30	-43.84	41.54	294	z	Horizontal
5	8572.0720	-49.12	-13.00	36.12	7.26	-38.68	45.94	142	z	Horizontal
6	13637.1370	-42.07	-13.00	29.07	19.78	-30.29	50.07	163	z	Horizontal

DC\_2A\_N5A 167300 20M DFT-s-OFDM RB Size-1 RB Offset-1 SCS 15KHz (ANT2) H



### Test Graph



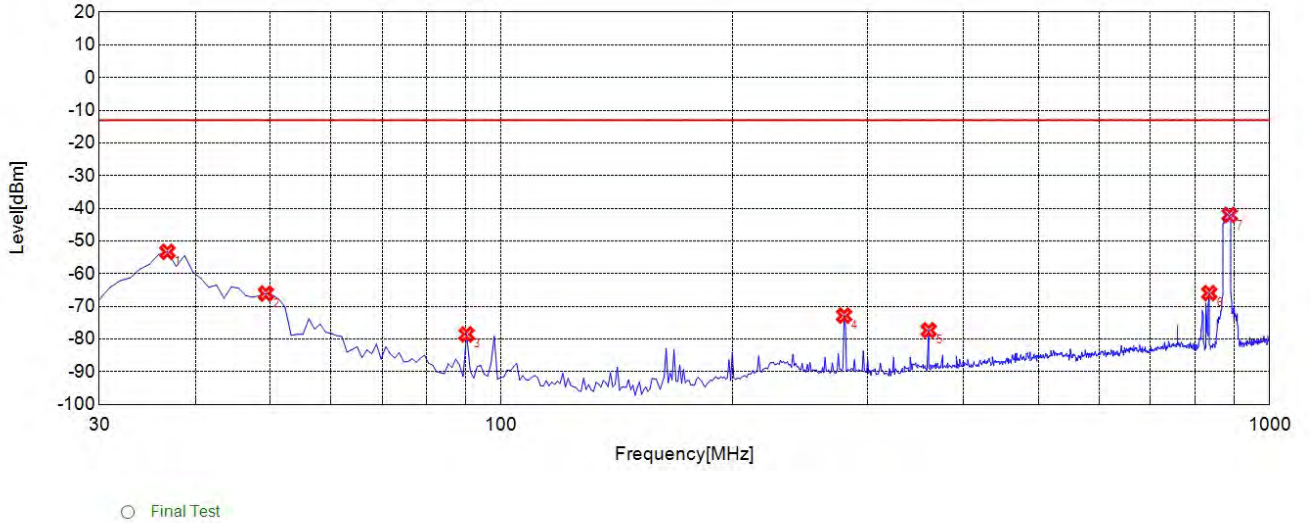
○ Final Test

Suspected List										
NO.	Freq. [MHz]	Level [dBm]	Limit [dBm]	Margin [dB]	Factor [dB]	Path [dB]	Air [dB]	Angle [°]	EUT Pol.	Ant. Pol.
1	1870.8710	-26.18	-13.00	13.18	-10.76	-46.69	35.93	126	z	N/A
2	1958.9590	-32.37	-13.00	19.37	-10.46	-46.40	35.94	69	z	N/A
3	2461.4610	-56.17	-13.00	43.17	-10.51	-47.28	36.77	86	z	Vertical
4	5105.6060	-54.45	-13.00	41.45	-2.16	-43.84	41.68	192	z	Vertical
5	9412.4120	-47.7	-13.00	34.70	10.25	-38.75	49.00	156	z	Vertical
6	14097.5980	-41.98	-13.00	28.98	20.44	-29.92	50.36	298	z	Vertical

DC\_2A\_N5A 167300 20M DFT-s-OFDM RB Size-1 RB Offset-1 SCS 15KHz (ANT2) V



### Test Graph

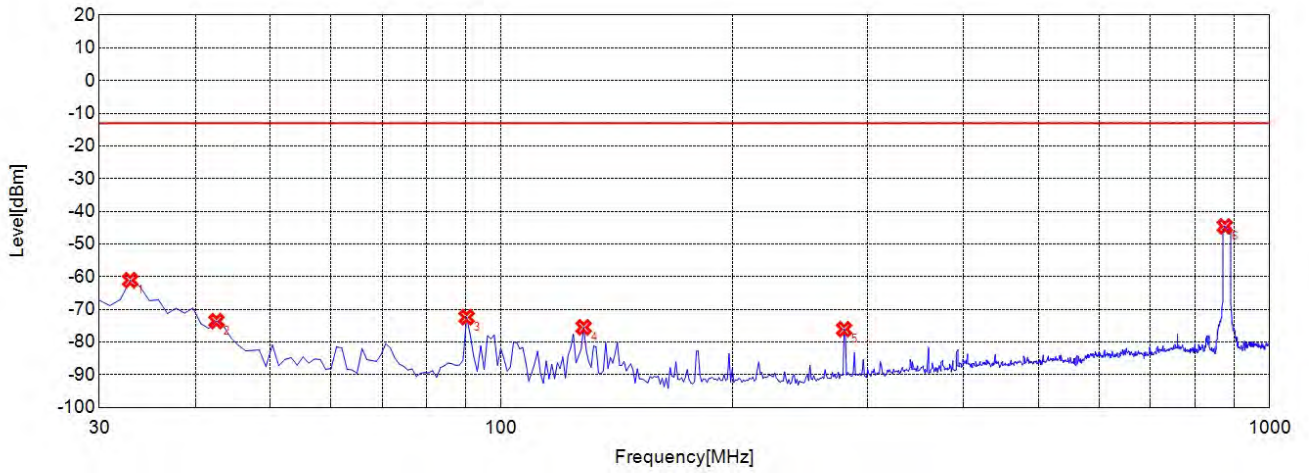


Suspected List										
NO.	Freq. [MHz]	Level [dBm]	Limit [dBm]	Margin [dB]	Factor [dB]	Path [dB]	Air [dB]	Angle [°]	EUT Pol.	Ant. Pol.
1	36.7970	-53.31	-13.00	40.31	-8.51	-39.57	31.06	87	z	Horizontal
2	49.4190	-66.06	-13.00	53.06	-7.01	-39.46	32.45	265	z	Horizontal
3	90.2000	-78.56	-13.00	65.56	-18.92	-38.71	19.79	123	z	Horizontal
4	279.5400	-72.82	-13.00	59.82	-12.04	-37.04	25.00	230	z	Horizontal
5	360.1300	-77.33	-13.00	64.33	-11.33	-36.73	25.40	79	z	Horizontal
6	834.9350	-65.93	-13.00	52.93	-2.65	-34.14	31.49	264	z	N/A
7	887.3670	-42	-13.00	29.00	-2.05	-34.00	31.95	87	z	N/A

DC\_2A\_N5A 167300 20M DFT-s-OFDM RB Size-1 RB Offset-1 SCS 15KHz (ANT2) 30M-1G H



### Test Graph



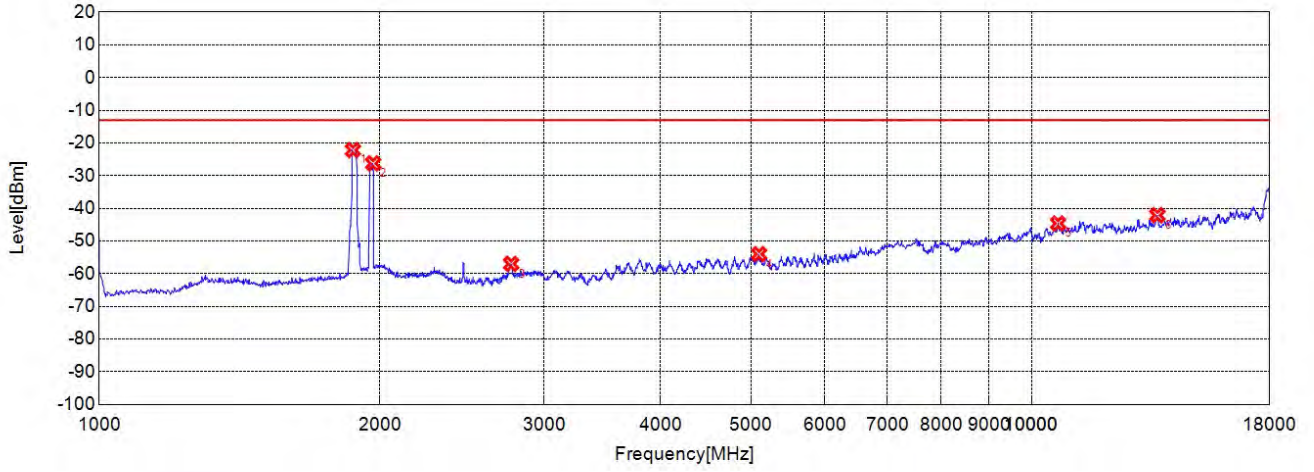
○ Final Test

Suspected List										
NO.	Freq. [MHz]	Level [dBm]	Limit [dBm]	Margin [dB]	Factor [dB]	Path [dB]	Air [dB]	Angle [°]	EUT Pol.	Ant. Pol.
1	32.9130	-61.09	-13.00	48.09	-16.83	-39.60	22.77	290	z	Vertical
2	42.6230	-73.59	-13.00	60.59	-16.03	-39.52	23.49	130	z	Vertical
3	90.2000	-72.4	-13.00	59.40	-16.50	-38.71	22.21	74	z	Vertical
4	128.0680	-75.49	-13.00	62.49	-16.58	-38.52	21.94	63	z	Vertical
5	279.5400	-76.08	-13.00	63.08	-12.54	-37.04	24.50	31	z	Vertical
6	874.7450	-44.57	-13.00	31.57	-1.94	-34.03	32.09	287	z	N/A

DC\_2A\_N5A 167300 20M DFT-s-OFDM RB Size-1 RB Offset-1 SCS 15KHz (ANT2) 30M-1G V



### Test Graph



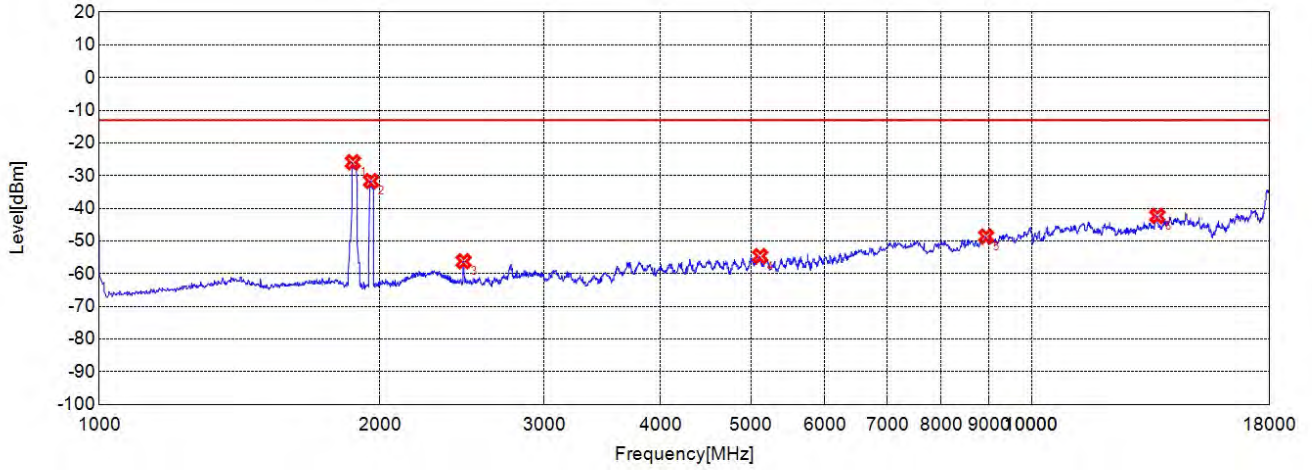
○ Final Test

Suspected List										
NO.	Freq. [MHz]	Level [dBm]	Limit [dBm]	Margin [dB]	Factor [dB]	Path [dB]	Air [dB]	Angle [°]	EUT Pol.	Ant. Pol.
1	1870.8710	-22.2	-13.00	9.20	-6.81	-46.69	39.88	109	z	N/A
2	1966.9670	-26.26	-13.00	13.26	-4.81	-46.38	41.57	181	z	N/A
3	2765.7660	-56.99	-13.00	43.99	-9.50	-47.56	38.06	63	z	Horizontal
4	5102.1020	-54.03	-13.00	41.03	-2.30	-43.84	41.54	95	z	Horizontal
5	10678.6790	-44.64	-13.00	31.64	11.87	-36.71	48.58	79	z	Horizontal
6	13648.6490	-42.12	-13.00	29.12	20.05	-29.99	50.04	242	z	Horizontal

DC\_2A\_N5A 167800 20M DFT-s-OFDM RB Size-1 RB Offset-1 SCS 15KHz (ANT2) H



### Test Graph

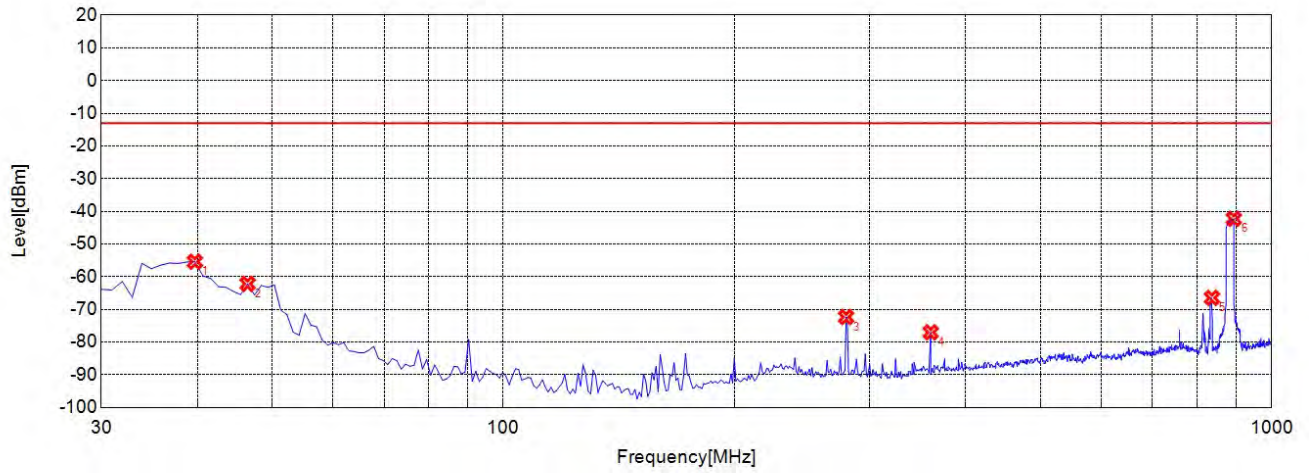


○ Final Test

Suspected List										
NO.	Freq. [MHz]	Level [dBm]	Limit [dBm]	Margin [dB]	Factor [dB]	Path [dB]	Air [dB]	Angle [°]	EUT Pol.	Ant. Pol.
1	1870.8710	-25.89	-13.00	12.89	-10.76	-46.69	35.93	90	z	N/A
2	1956.9570	-31.67	-13.00	18.67	-10.48	-46.41	35.93	121	z	N/A
3	2459.4590	-56.21	-13.00	43.21	-10.51	-47.29	36.78	236	z	Vertical
4	5116.1160	-54.64	-13.00	41.64	-2.24	-43.83	41.59	77	z	Vertical
5	8940.4400	-48.62	-13.00	35.62	7.81	-39.22	47.03	218	z	Vertical
6	13648.6490	-42.34	-13.00	29.34	19.80	-29.99	49.79	193	z	Vertical

DC\_2A\_N5A 167800 20M DFT-s-OFDM RB Size-1 RB Offset-1 SCS 15KHz (ANT2) V

### Test Graph

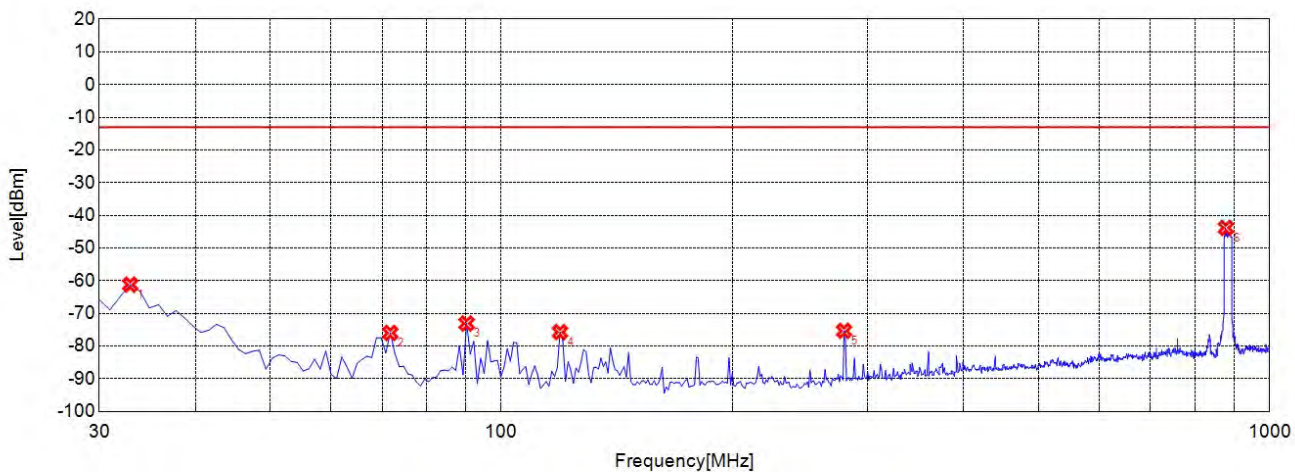


○ Final Test

Suspected List										
NO.	Freq. [MHz]	Level [dBm]	Limit [dBm]	Margin [dB]	Factor [dB]	Path [dB]	Air [dB]	Angle [°]	EUT Pol.	Ant. Pol.
1	39.7100	-55.41	-13.00	42.41	-7.19	-39.54	32.35	266	z	Horizontal
2	46.5070	-62.18	-13.00	49.18	-7.03	-39.49	32.46	226	z	Horizontal
3	279.5400	-72.34	-13.00	59.34	-12.04	-37.04	25.00	268	z	Horizontal
4	360.1300	-77.03	-13.00	64.03	-11.33	-36.73	25.40	259	z	Horizontal
5	836.8770	-66.47	-13.00	53.47	-2.58	-34.13	31.55	244	z	N/A
6	893.1930	-42.28	-13.00	29.28	-1.98	-33.99	32.01	39	z	N/A

DC\_2A\_N5A 167800 20M DFT-s-OFDM RB Size-1 RB Offset-1 SCS 15KHz (ANT2) 30M-1G H

### Test Graph



○ Final Test

Suspected List										
NO.	Freq. [MHz]	Level [dBm]	Limit [dBm]	Margin [dB]	Factor [dB]	Path [dB]	Air [dB]	Angle [°]	EUT Pol.	Ant. Pol.
1	32.9130	-61.21	-13.00	48.21	-16.83	-39.60	22.77	266	z	Vertical
2	71.7520	-75.99	-13.00	62.99	-18.59	-39.44	20.85	226	z	Vertical
3	90.2000	-73.1	-13.00	60.10	-16.50	-38.71	22.21	268	z	Vertical
4	119.3290	-75.73	-13.00	62.73	-15.27	-38.60	23.33	259	z	Vertical
5	279.5400	-75.33	-13.00	62.33	-12.54	-37.04	24.50	244	z	Vertical
6	877.6580	-43.83	-13.00	30.83	-1.73	-34.02	32.29	39	z	N/A

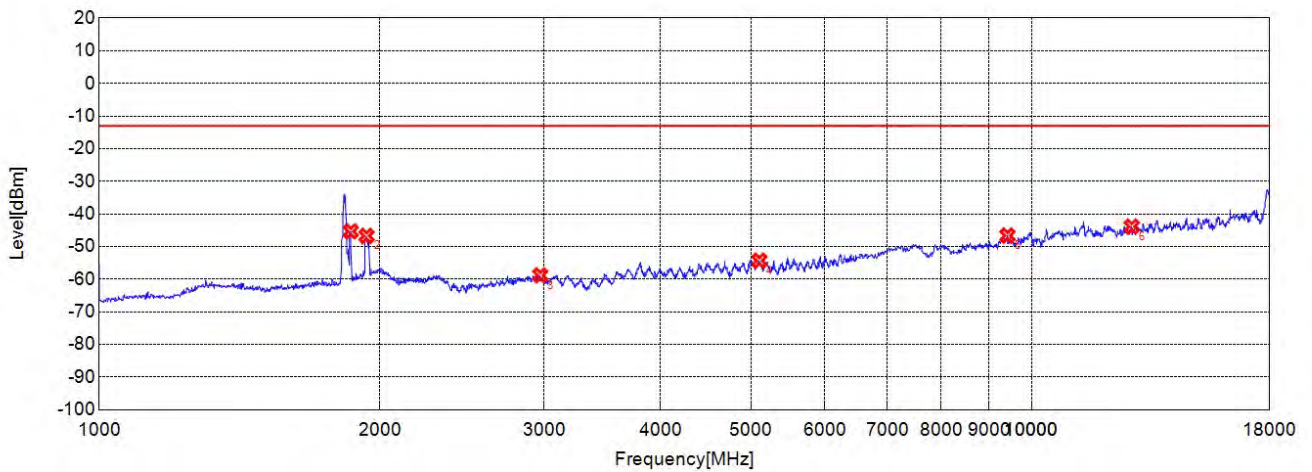
DC\_2A\_N5A 167800 20M DFT-s-OFDM RB Size-1 RB Offset-1 SCS 15KHz (ANT2) 30M-1G V



Ant 4

### Test Graph

### Test Graph



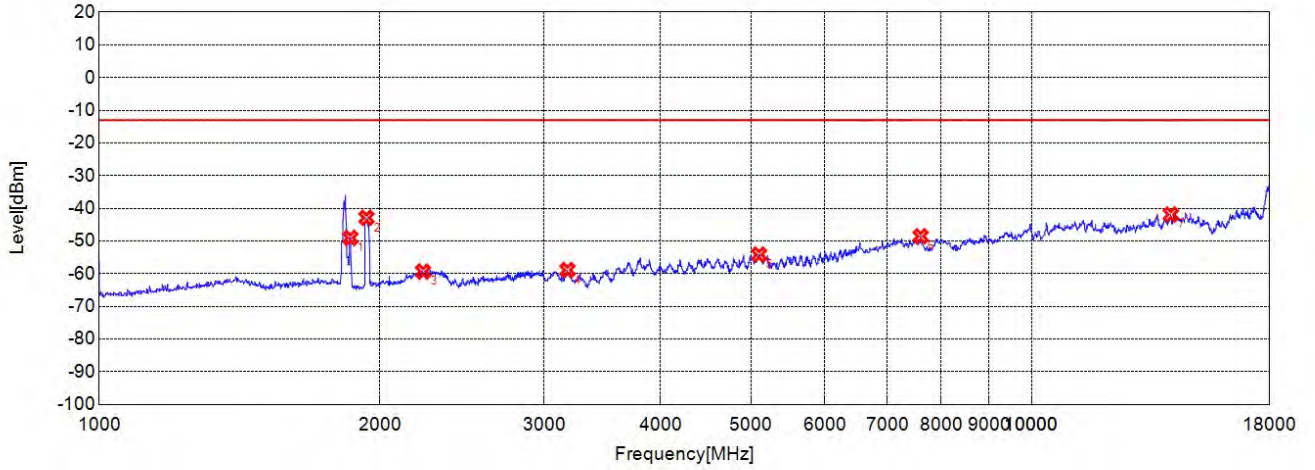
○ Final Test

Suspected List										
NO.	Freq. [MHz]	Level [dBm]	Limit [dBm]	Margin [dB]	Factor [dB]	Path [dB]	Air [dB]	Angle [°]	EUT Pol.	Ant. Pol.
1	1860.8610	-45.34	-13.00	32.34	-7.06	-46.68	39.62	275	z	N/A
2	1934.9350	-46.74	-13.00	33.74	-5.40	-46.52	41.12	196	z	N/A
3	2971.9720	-58.83	-13.00	45.83	-9.00	-47.79	38.79	245	z	Horizontal
4	5105.6060	-54.32	-13.00	41.32	-2.31	-43.84	41.53	195	z	Horizontal
5	9423.9240	-46.63	-13.00	33.63	9.81	-39.02	48.83	251	z	Horizontal
6	12808.3080	-43.87	-13.00	30.87	16.48	-33.04	49.52	192	z	Horizontal

DC\_13A\_N2A 372000 20M DFT-s-OFDM RB Size-50 RB Offset-25 SCS 15KHz (ANT4) 1-18G H



### Test Graph

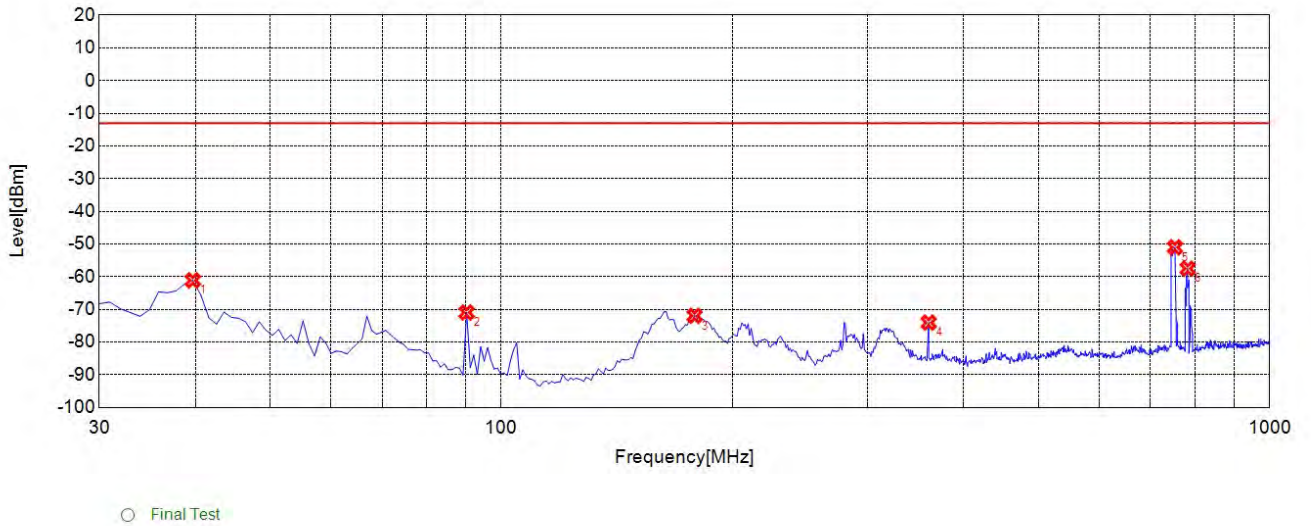


○ Final Test

Suspected List										
NO.	Freq. [MHz]	Level [dBm]	Limit [dBm]	Margin [dB]	Factor [dB]	Path [dB]	Air [dB]	Angle [°]	EUT Pol.	Ant. Pol.
1	1858.8590	-49.07	-13.00	36.07	-10.55	-46.67	36.12	14	z	N A
2	1934.9350	-42.9	-13.00	29.90	-10.77	-46.52	35.75	255	z	N/A
3	2225.2250	-59.35	-13.00	46.35	-7.69	-47.08	39.39	234	z	Vertical
4	3178.6790	-58.89	-13.00	45.89	-9.11	-47.74	38.63	54	z	Vertical
5	5102.1020	-54.17	-13.00	41.17	-2.13	-43.84	41.71	51	z	Vertical
6	7605.1050	-48.56	-13.00	35.56	7.36	-37.80	45.16	288	z	Vertical
7	14109.1090	-41.89	-13.00	28.89	20.13	-30.26	50.39	14	z	Vertical

DC\_13A\_N2A 372000 20M DFT-s-OFDM RB Size-50 RB Offset-25 SCS 15KHz (ANT4) 1-18G V

### Test Graph

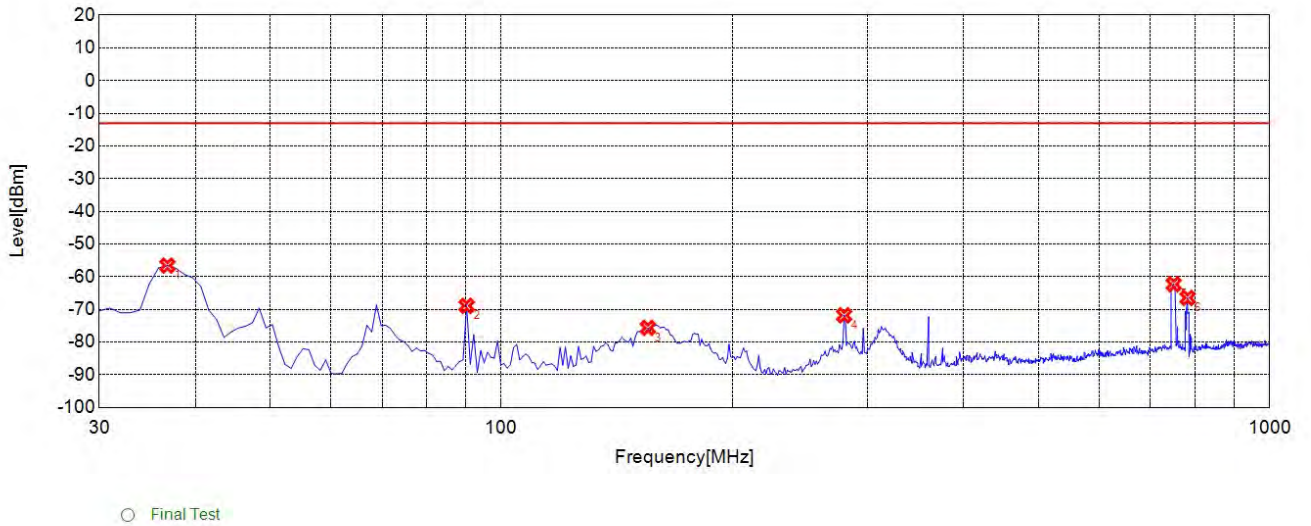


Suspected List										
NO.	Freq. [MHz]	Level [dBm]	Limit [dBm]	Margin [dB]	Factor [dB]	Path [dB]	Air [dB]	Angle [°]	EUT Pol.	Ant. Pol.
1	39.7100	-61.14	-13.00	48.14	-7.19	-39.54	32.35	257	z	Horizontal
2	90.2000	-70.95	-13.00	57.95	-18.92	-38.71	19.79	254	z	Horizontal
3	178.5590	-71.98	-13.00	58.98	-17.48	-38.11	20.63	274	z	Horizontal
4	360.1300	-74.05	-13.00	61.05	-11.33	-36.73	25.40	269	z	Horizontal
5	753.3730	-51.02	-13.00	38.02	-2.83	-34.20	31.37	118	z	N/A
6	782.5030	-57.55	-13.00	44.55	-3.20	-34.23	31.03	14	z	N/A

DC\_13A\_N2A 372000 20M DFT-s-OFDM RB Size-50 RB Offset-25 SCS 15KHz (ANT4) H



### Test Graph

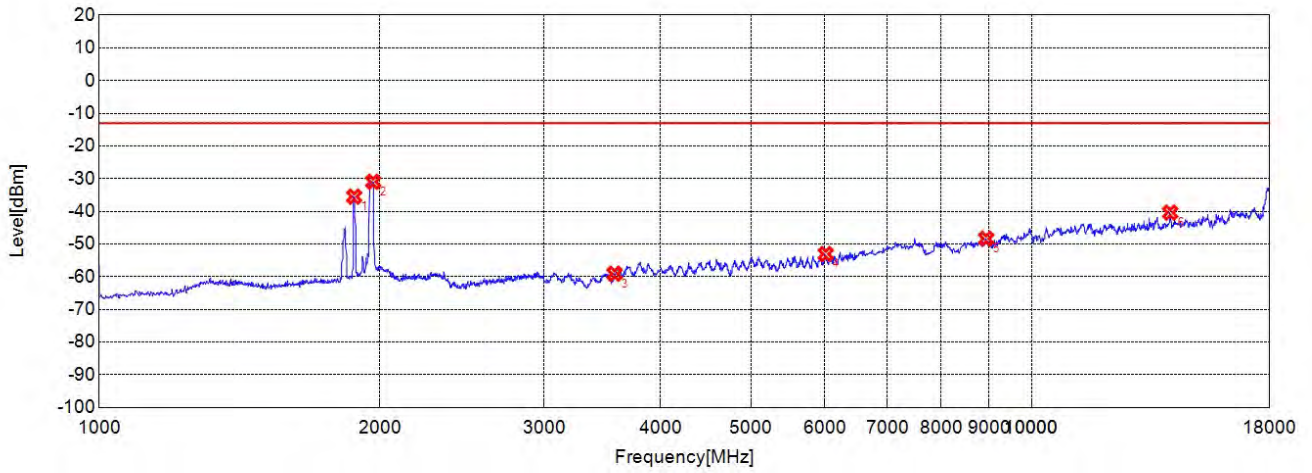


Suspected List										
NO.	Freq. [MHz]	Level [dBm]	Limit [dBm]	Margin [dB]	Factor [dB]	Path [dB]	Air [dB]	Angle [°]	EUT Pol.	Ant. Pol.
1	36.7970	-56.59	-13.00	43.59	-16.55	-39.57	23.02	45	z	Vertical
2	90.2000	-68.94	-13.00	55.94	-16.50	-38.71	22.21	200	z	Vertical
3	155.2550	-75.64	-13.00	62.64	-16.85	-38.52	21.67	179	z	Vertical
4	279.5400	-71.81	-13.00	58.81	-12.54	-37.04	24.50	208	z	Vertical
5	750.4600	-62.32	-13.00	49.32	-2.61	-34.20	31.59	256	z	N/A
6	782.5030	-66.48	-13.00	53.48	-3.31	-34.23	30.92	51	z	N/A

DC\_13A\_N2A 372000 20M DFT-s-OFDM RB Size-50 RB Offset-25 SCS 15KHz (ANT4) V



### Test Graph



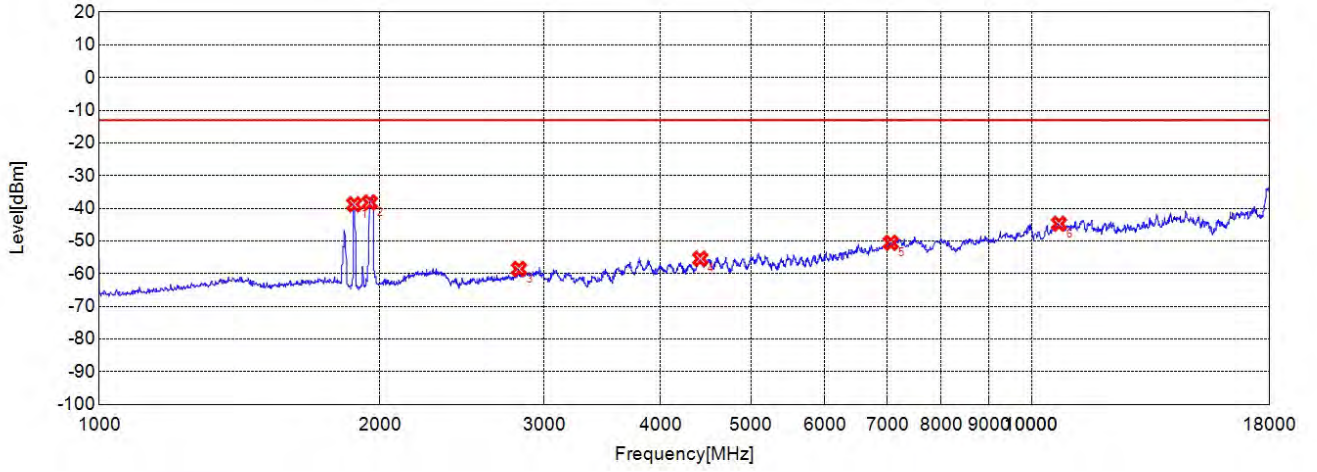
○ Final Test

Suspected List										
NO.	Freq. [MHz]	Level [dBm]	Limit [dBm]	Margin [dB]	Factor [dB]	Path [dB]	Air [dB]	Angle [°]	EUT Pol.	Ant. Pol.
1	1876.8770	-35.5	-13.00	22.50	-6.66	-46.70	40.04	42	z	N/A
2	1966.9670	-30.96	-13.00	17.96	-4.81	-46.38	41.57	10	z	N/A
3	3571.0710	-59.11	-13.00	46.11	-8.33	-47.54	39.21	22	z	Horizontal
4	6016.5170	-53.07	-13.00	40.07	-1.08	-42.54	41.46	179	z	Horizontal
5	8940.4400	-48.4	-13.00	35.40	7.58	-39.22	46.80	119	z	Horizontal
6	14086.0860	-40.39	-13.00	27.39	19.75	-30.23	49.98	43	z	Horizontal

DC\_13A\_N2A 376000 20M DFT-s-OFDM RB Size-50 RB Offset-25 SCS 15KHz (ANT4) 1-18G H



### Test Graph

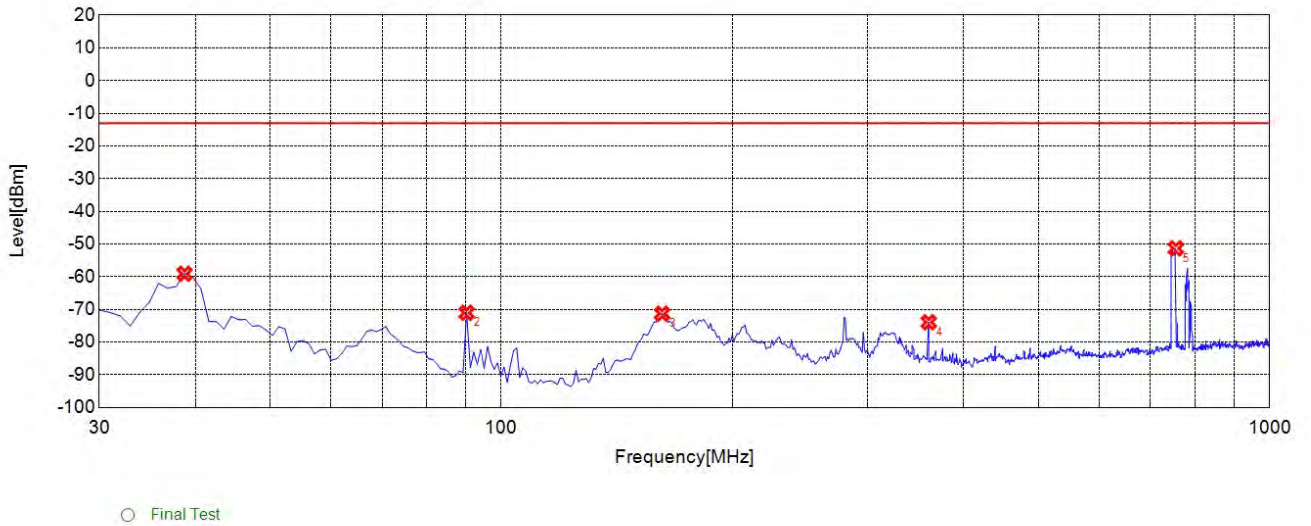


○ Final Test

Suspected List										
NO.	Freq. [MHz]	Level [dBm]	Limit [dBm]	Margin [dB]	Factor [dB]	Path [dB]	Air [dB]	Angle [°]	EUT Pol.	Ant. Pol.
1	1876.8770	-38.8	-13.00	25.80	-10.87	-46.70	35.83	38	z	N/A
2	1950.9510	-38.22	-13.00	25.22	-10.55	-46.43	35.88	29	z	N/A
3	2819.8200	-58.54	-13.00	45.54	-9.59	-47.78	38.19	144	z	Vertical
4	4411.9120	-55.46	-13.00	42.46	-5.69	-45.79	40.10	120	z	Vertical
5	7064.0640	-50.55	-13.00	37.55	4.68	-39.88	44.56	110	z	Vertical
6	10701.7020	-44.71	-13.00	31.71	12.18	-36.40	48.58	127	z	Vertical

DC\_13A\_N2A 376000 20M DFT-s-OFDM RB Size-50 RB Offset-25 SCS 15KHz (ANT4) 1-18G V

### Test Graph

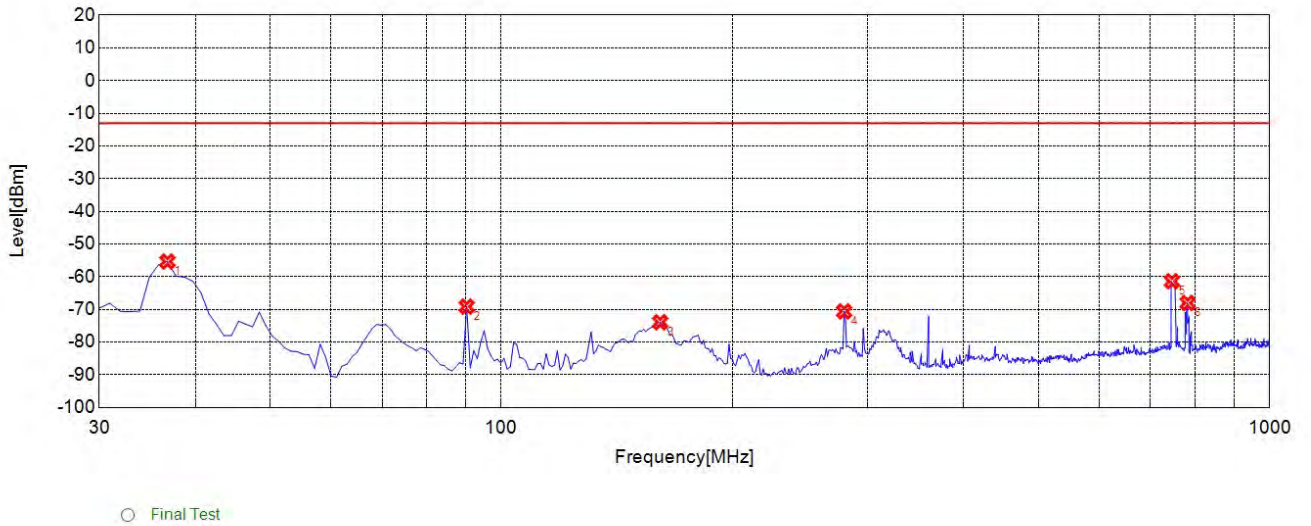


Suspected List										
NO.	Freq. [MHz]	Level [dBm]	Limit [dBm]	Margin [dB]	Factor [dB]	Path [dB]	Air [dB]	Angle [°]	EUT Pol.	Ant. Pol.
1	38.7390	-59.09	-13.00	46.09	-7.63	-39.55	31.92	67	z	Horizontal
2	90.2000	-71.05	-13.00	58.05	-18.92	-38.71	19.79	205	z	Horizontal
3	162.0520	-71.31	-13.00	58.31	-19.39	-38.33	18.94	186	z	Horizontal
4	360.1300	-73.93	-13.00	60.93	-11.33	-36.73	25.40	278	z	N/A
5	755.3150	-51.33	-13.00	38.33	-2.72	-34.20	31.48	88	z	N/ASS

DC\_13A\_N2A 376000 20M DFT-s-OFDM RB Size-50 RB Offset-25 SCS 15KHz (ANT4) H



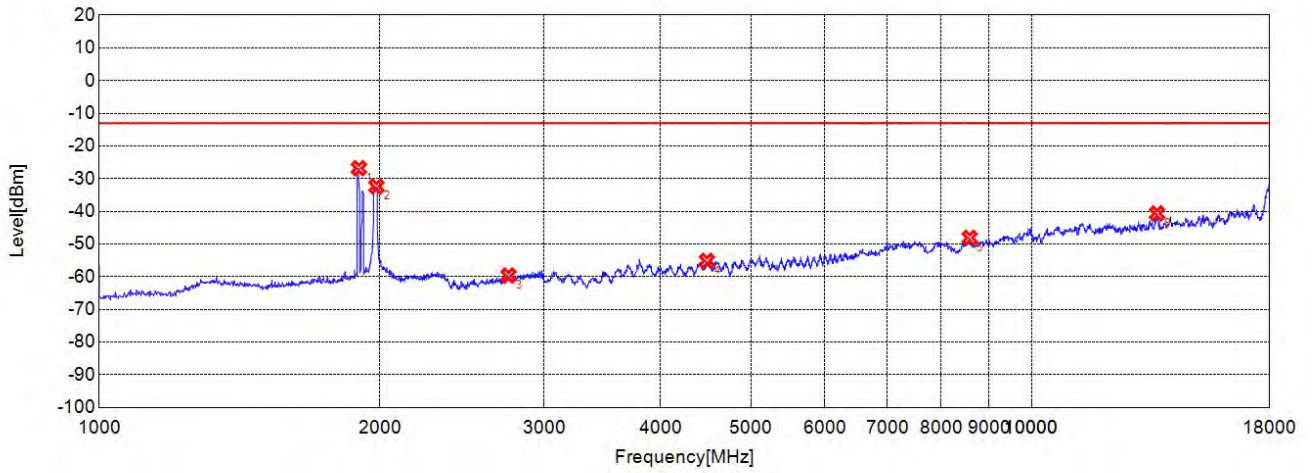
### Test Graph



Suspected List										
NO.	Freq. [MHz]	Level [dBm]	Limit [dBm]	Margin [dB]	Factor [dB]	Path [dB]	Air [dB]	Angle [°]	EUT Pol.	Ant. Pol.
1	36.7970	-55.36	-13.00	42.36	-16.55	-39.57	23.02	59	z	Vertical
2	90.2000	-69.15	-13.00	56.15	-16.50	-38.71	22.21	152	z	Vertical
3	161.0810	-73.94	-13.00	60.94	-16.98	-38.36	21.38	41	z	Vertical
4	279.5400	-70.61	-13.00	57.61	-12.54	-37.04	24.50	135	z	Vertical
5	746.5770	-61.39	-13.00	48.39	-2.84	-34.21	31.37	272	z	N/A
6	782.5030	-68.04	-13.00	55.04	-3.31	-34.23	30.92	211	z	N/A

DC\_13A\_N2A 376000 20M DFT-s-OFDM RB Size-50 RB Offset-25 SCS 15KHz (ANT4) V

### Test Graph



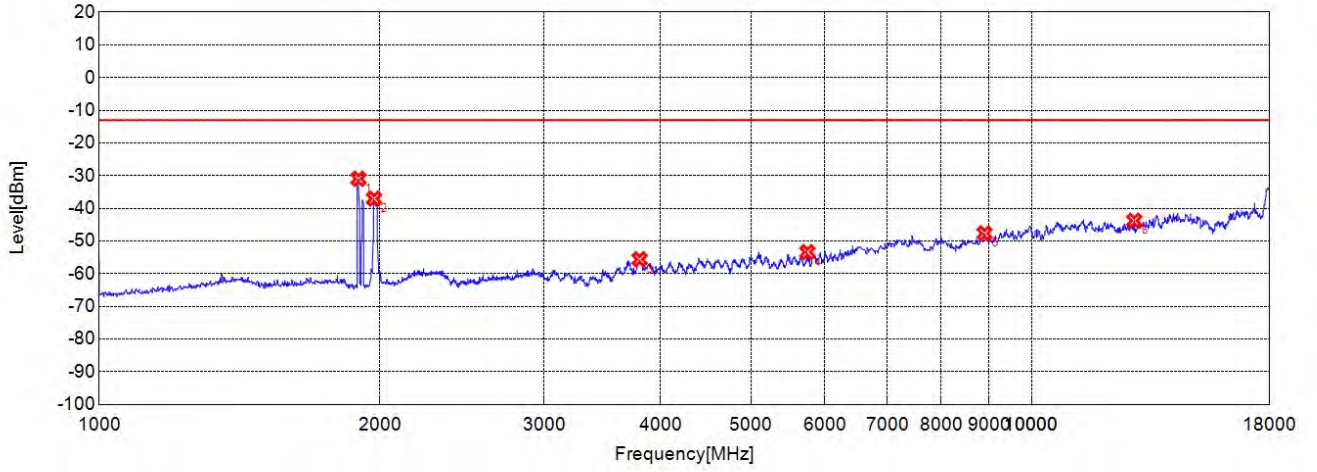
○ Final Test

Suspected List										
NO.	Freq. [MHz]	Level [dBm]	Limit [dBm]	Margin [dB]	Factor [dB]	Path [dB]	Air [dB]	Angle [°]	EUT Pol.	Ant. Pol.
1	1898.8990	-26.8	-13.00	13.80	-6.14	-46.74	40.60	255	z	N/A
2	1982.9830	-32.4	-13.00	19.40	-4.52	-46.32	41.80	48	z	N/A
3	2747.7480	-59.67	-13.00	46.67	-9.52	-47.37	37.85	115	z	Horizontal
4	4485.4850	-55.16	-13.00	42.16	-5.32	-45.69	40.37	245	z	Horizontal
5	8583.5840	-48.1	-13.00	35.10	7.41	-38.62	46.03	265	z	Horizontal
6	13637.1370	-40.65	-13.00	27.65	19.78	-30.29	50.07	103	z	Horizontal

DC\_13A\_N2A 380000 20M DFT-s-OFDM RB Size-50 RB Offset-25 SCS 15KHz (ANT4) 1-18G H



### Test Graph



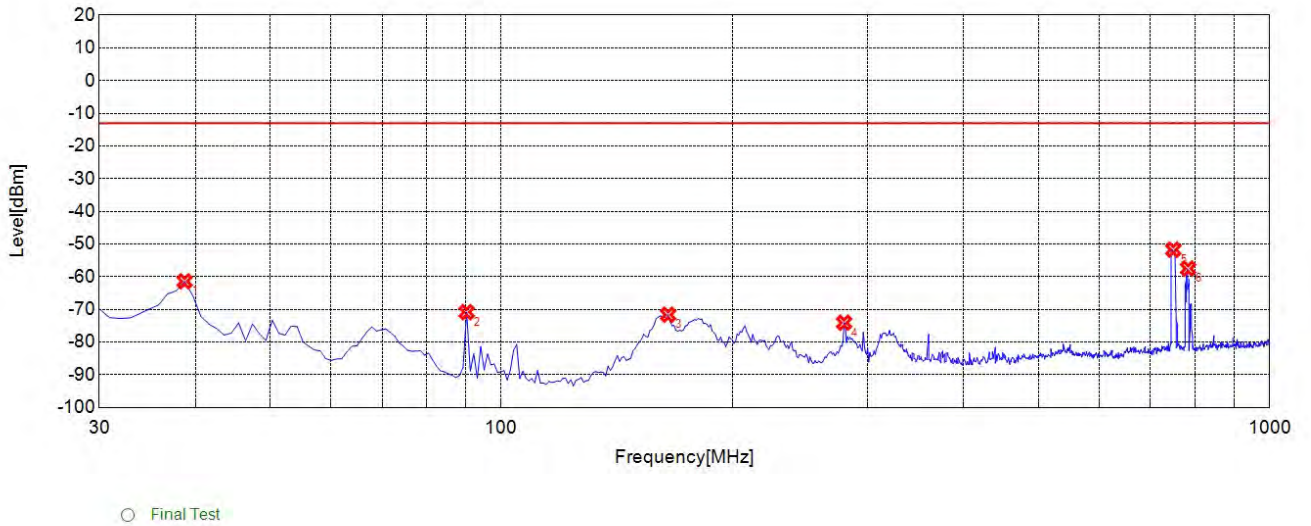
○ Final Test

Suspected List										
NO.	Freq. [MHz]	Level [dBm]	Limit [dBm]	Margin [dB]	Factor [dB]	Path [dB]	Air [dB]	Angle [°]	EUT Pol.	Ant. Pol.
1	1896.8970	-30.96	-13.00	17.96	-11.23	-46.74	35.51	266	z	N/A
2	1970.9710	-37.03	-13.00	24.03	-10.32	-46.36	36.04	84	z	N/A
3	3798.7990	-55.59	-13.00	42.59	-6.93	-45.99	39.06	16	z	Vertical
4	5750.2500	-53.41	-13.00	40.41	-1.97	-42.75	40.78	288	z	Vertical
5	8905.9060	-47.67	-13.00	34.67	7.65	-39.44	47.09	171	z	Vertical
6	12888.8890	-43.79	-13.00	30.79	16.67	-32.58	49.25	262	z	Vertical

DC\_13A\_N2A 380000 20M DFT-s-OFDM RB Size-50 RB Offset-25 SCS 15KHz (ANT4) 1-18G V



### Test Graph

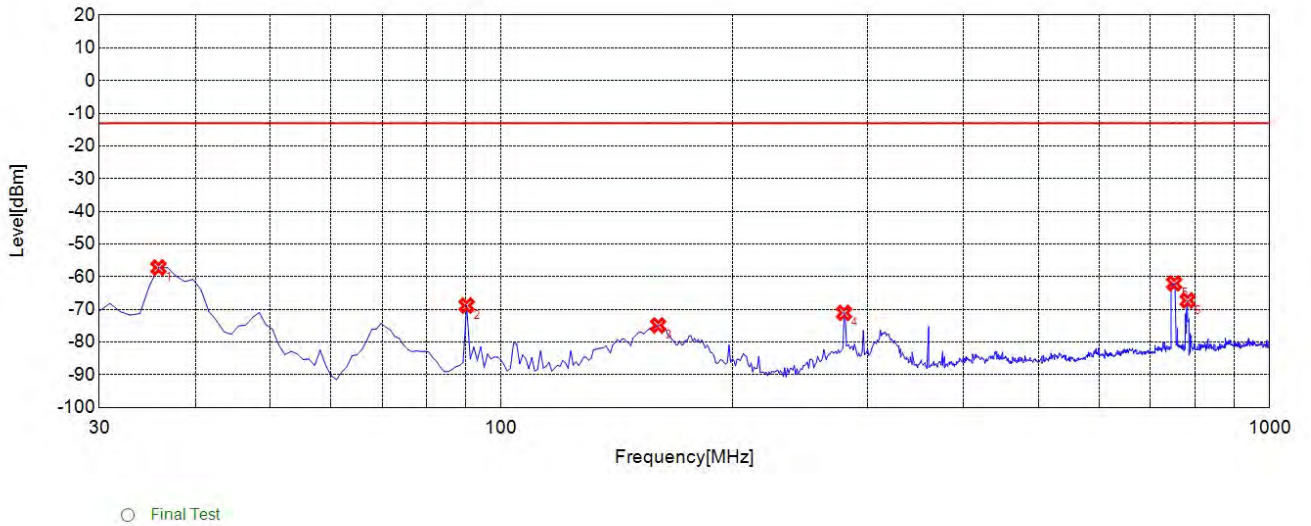


Suspected List										
NO.	Freq. [MHz]	Level [dBm]	Limit [dBm]	Margin [dB]	Factor [dB]	Path [dB]	Air [dB]	Angle [°]	EUT Pol.	Ant. Pol.
1	38.7390	-61.42	-13.00	48.42	-7.63	-39.55	31.92	209	z	Horizontal
2	90.2000	-70.84	-13.00	57.84	-18.92	-38.71	19.79	227	z	Horizontal
3	164.9650	-71.65	-13.00	58.65	-19.05	-38.26	19.21	129	z	Horizontal
4	279.5400	-74.09	-13.00	61.09	-12.04	-37.04	25.00	110	z	Horizontal
5	749.4890	-51.73	-13.00	38.73	-3.02	-34.20	31.18	38	z	N/A
6	783.4730	-57.52	-13.00	44.52	-3.20	-34.23	31.03	259	z	N/A

DC\_13A\_N2A 380000 20M DFT-s-OFDM RB Size-50 RB Offset-25 SCS 15KHz (ANT4) H



### Test Graph

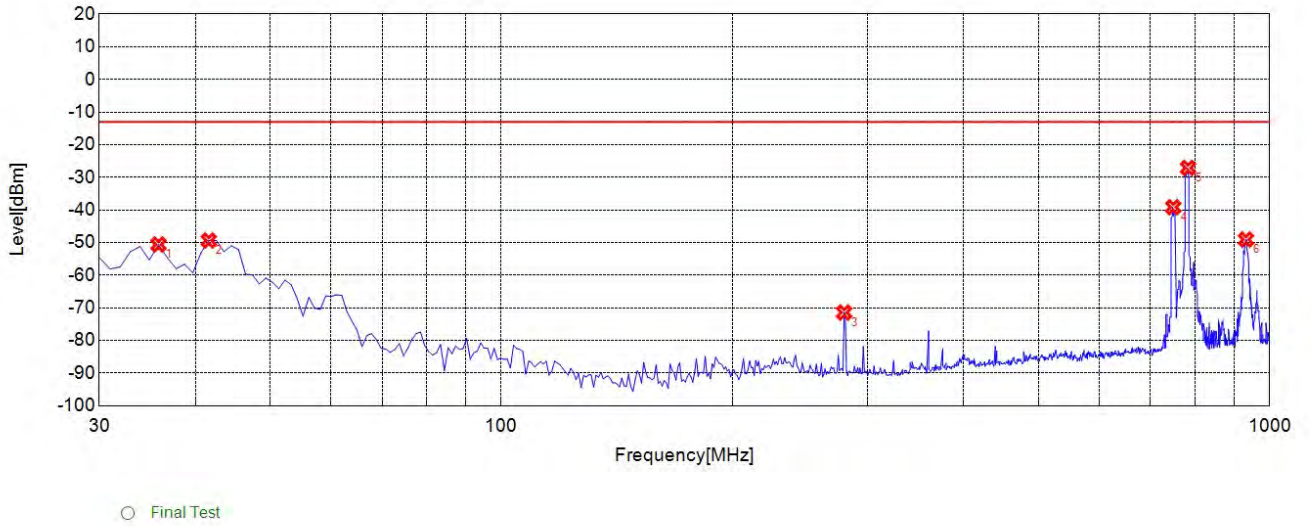


Suspected List										
NO.	Freq. [MHz]	Level [dBm]	Limit [dBm]	Margin [dB]	Factor [dB]	Path [dB]	Air [dB]	Angle [°]	EUT Pol.	Ant. Pol.
1	35.8260	-57.22	-13.00	44.22	-16.61	-39.57	22.96	95	z	Vertical
2	90.2000	-68.84	-13.00	55.84	-16.50	-38.71	22.21	178	z	Vertical
3	160.1100	-74.9	-13.00	61.90	-16.96	-38.39	21.43	108	z	Vertical
4	279.5400	-71.07	-13.00	58.07	-12.54	-37.04	24.50	181	z	Vertical
5	751.4310	-62.03	-13.00	49.03	-2.58	-34.20	31.62	229	z	N/A
6	782.5030	-67.25	-13.00	54.25	-3.31	-34.23	30.92	111	z	N/A

DC\_13A\_N2A 380000 20M DFT-s-OFDM RB Size-50 RB Offset-25 SCS 15KHz (ANT4) V



### Test Graph



#### Suspected List

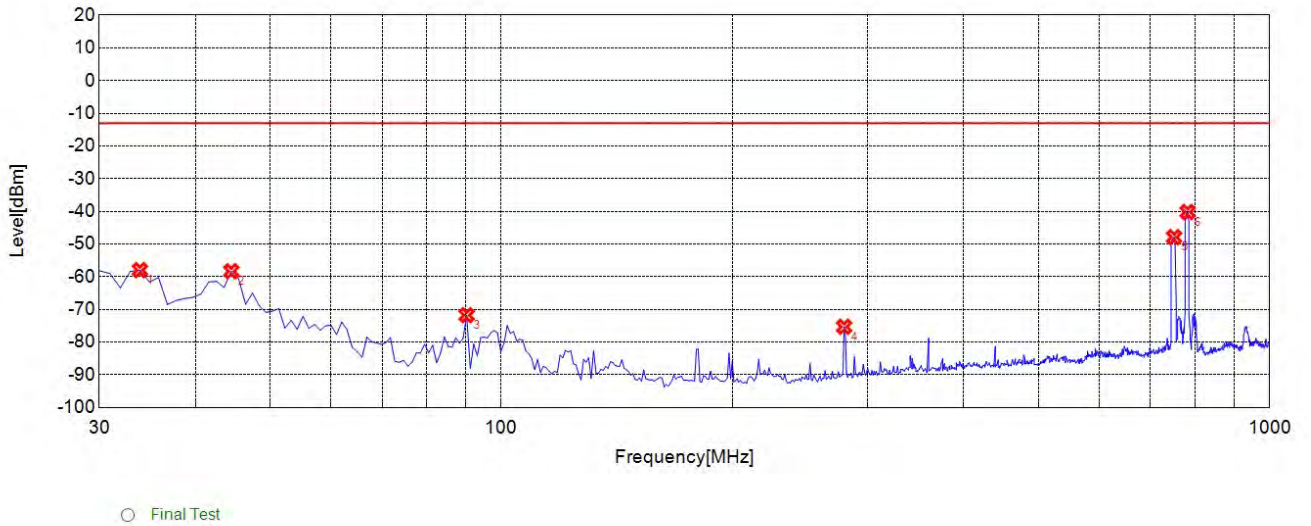
NO.	Freq. [MHz]	Level [dBm]	Limit [dBm]	Margin [dB]	Factor [dB]	Path [dB]	Air [dB]	Angle [°]	EUT Pol.	Ant. Pol.
1	35.8260	-50.61	-13.00	37.61	-8.93	-39.57	30.64	231	z	Horizontal
2	41.6520	-49.38	-13.00	36.38	-7.05	-39.53	32.48	286	z	Horizontal
3	279.5400	-71.44	-13.00	58.44	-12.04	-37.04	25.00	106	z	Horizontal
4	749.4890	-39.17	-13.00	26.17	-3.02	-34.20	31.18	79	z	N/A
5	783.4730	-27.13	-13.00	14.13	-3.20	-34.23	31.03	158	z	N/A
6	932.0320	-49.08	-13.00	36.08	-2.12	-34.04	31.92	167	z	Horizontal

DC\_13A\_N66A 344000 20M DFT-s-OFDM RB Size-1 RB Offset-1 SCS 15KHz (ANT4) 30-1G H





### Test Graph

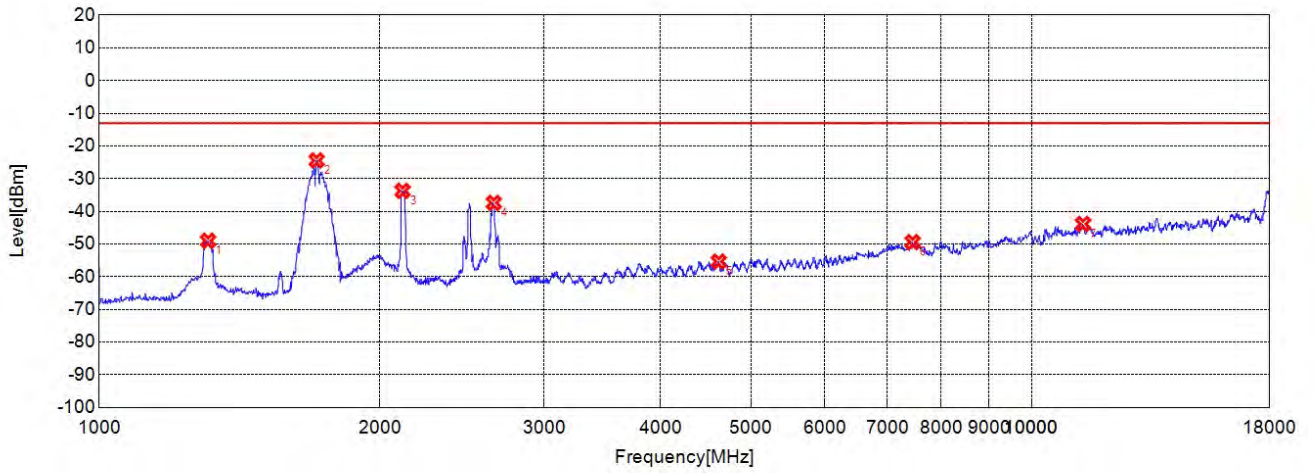


Suspected List										
NO.	Freq. [MHz]	Level [dBm]	Limit [dBm]	Margin [dB]	Factor [dB]	Path [dB]	Air [dB]	Angle [°]	EUT Pol.	Ant. Pol.
1	33.8840	-57.99	-13.00	44.99	-16.76	-39.59	22.83	143	z	Vertical
2	44.5650	-58.34	-13.00	45.34	-15.81	-39.50	23.69	64	z	Vertical
3	90.2000	-71.77	-13.00	58.77	-16.50	-38.71	22.21	87	z	Vertical
4	279.5400	-75.31	-13.00	62.31	-12.54	-37.04	24.50	194	z	Vertical
5	751.4310	-47.91	-13.00	34.91	-2.58	-34.20	31.62	264	z	N/A
6	782.5030	-40.2	-13.00	27.20	-3.31	-34.23	30.92	257	z	N/A

DC\_13A\_N66A 344000 20M DFT-s-OFDM RB Size-1 RB Offset-1 SCS 15KHz (ANT4) 30-1G V



### Test Graph

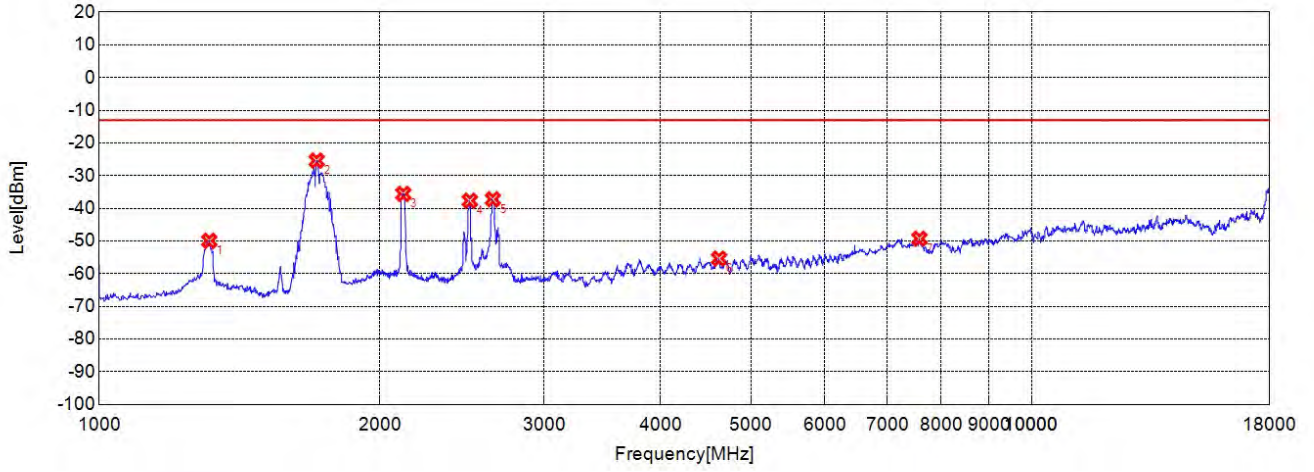


○ Final Test

Suspected List										
NO.	Freq. [MHz]	Level [dBm]	Limit [dBm]	Margin [dB]	Factor [dB]	Path [dB]	Air [dB]	Angle [°]	EUT Pol.	Ant. Pol.
1	1308.3080	-49.03	-13.00	36.03	-7.67	-45.29	37.62	64	z	Horizontal
2	1710.7110	-24.43	-13.00	11.43	-8.41	-46.34	37.93	231	z	N/A
3	2115.1150	-33.74	-13.00	20.74	-8.31	-47.15	38.84	23	z	N/A
4	2649.6500	-37.41	-13.00	24.41	-10.18	-47.29	37.11	102	z	Horizontal
5	4618.6190	-55.37	-13.00	42.37	-4.72	-45.26	40.54	258	z	Horizontal
6	7455.4550	-49.42	-13.00	36.42	7.13	-38.75	45.88	298	z	Horizontal
7	11357.8580	-43.88	-13.00	30.88	13.61	-35.62	49.23	64	z	Horizontal

DC\_13A\_N66A 344000 20M DFT-s-OFDM RB Size-1 RB Offset-1 SCS 15KHz (ANT4) H

### Test Graph

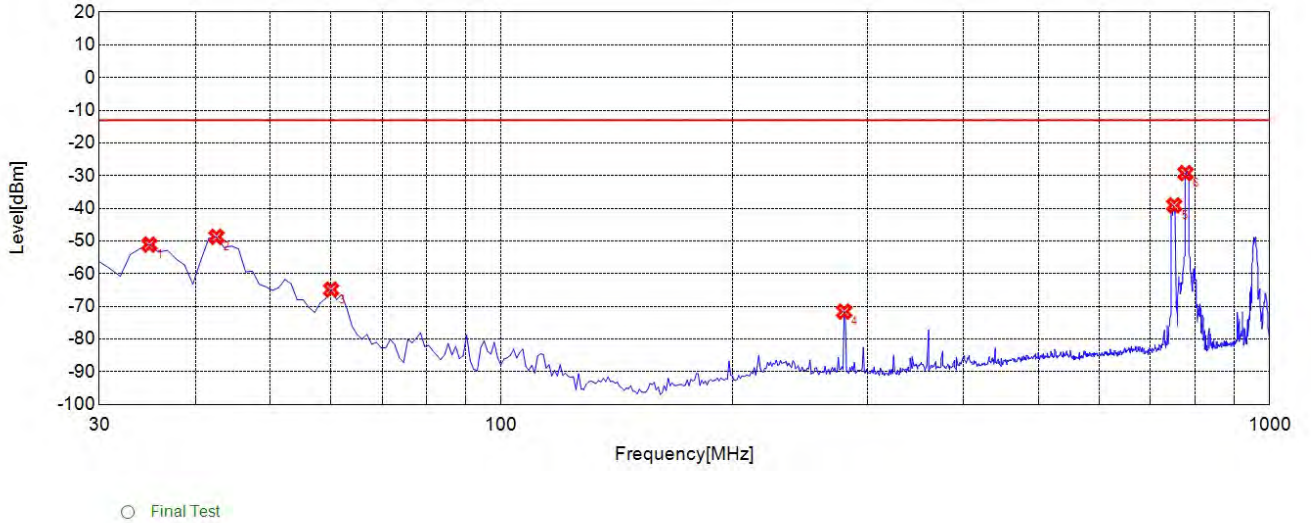


○ Final Test

Suspected List										
NO.	Freq. [MHz]	Level [dBm]	Limit [dBm]	Margin [dB]	Factor [dB]	Path [dB]	Air [dB]	Angle [°]	EUT Pol.	Ant. Pol.
1	1312.3120	-49.94	-13.00	36.94	-9.14	-45.29	36.15	251	z	Vertical
2	1710.7110	-25.4	-13.00	12.40	-9.39	-46.34	36.95	51	z	N/A
3	2119.1190	-35.59	-13.00	22.59	-9.69	-47.10	37.41	208	z	N/A
4	2497.4970	-37.68	-13.00	24.68	-10.55	-47.11	36.56	188	z	Vertical
5	2643.6440	-37.23	-13.00	24.23	-10.36	-47.26	36.90	139	z	Vertical
6	4622.1220	-55.38	-13.00	42.38	-4.97	-45.24	40.27	130	z	Vertical
7	7582.0820	-49.3	-13.00	36.30	7.25	-38.03	45.28	251	z	Vertical

DC\_13A\_N66A 344000 20M DFT-s-OFDM RB Size-1 RB Offset-1 SCS 15KHz (ANT4) V

### Test Graph

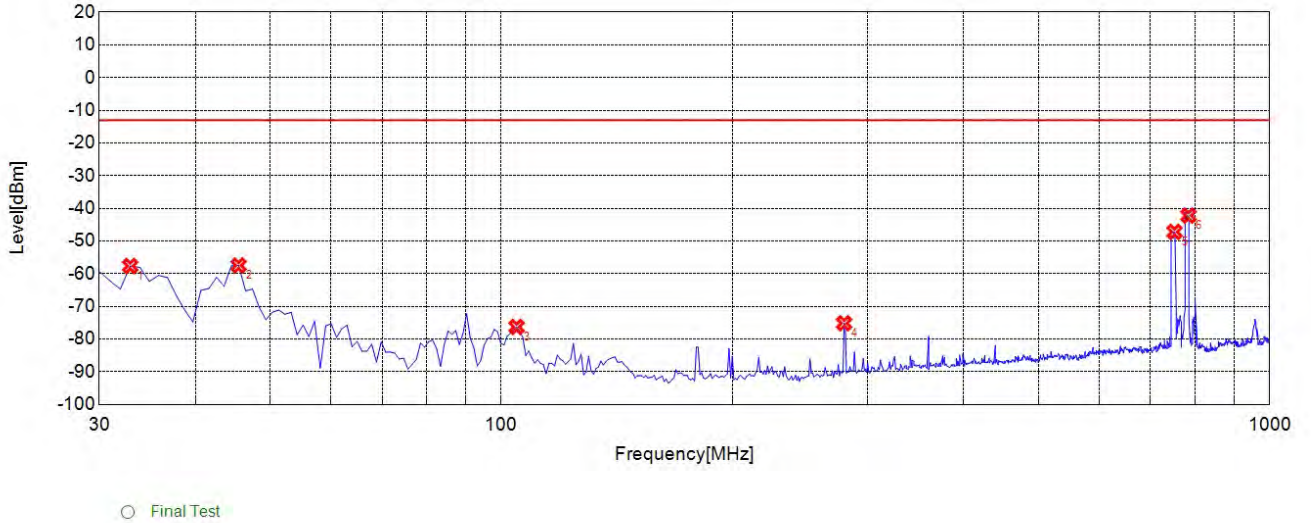


Suspected List										
NO.	Freq. [MHz]	Level [dBm]	Limit [dBm]	Margin [dB]	Factor [dB]	Path [dB]	Air [dB]	Angle [°]	EUT Pol.	Ant. Pol.
1	34.8550	-51.09	-13.00	38.09	-9.37	-39.58	30.21	294	z	Horizontal
2	42.6230	-48.72	-13.00	35.72	-7.05	-39.52	32.47	179	z	Horizontal
3	60.1000	-64.85	-13.00	51.85	-10.99	-39.49	28.50	280	z	Horizontal
4	279.5400	-71.6	-13.00	58.60	-12.04	-37.04	25.00	187	z	Horizontal
5	751.4310	-39.09	-13.00	26.09	-2.93	-34.20	31.27	131	z	N/A
6	777.6480	-29.24	-13.00	16.24	-3.07	-34.22	31.15	218	z	N/A

DC\_13A\_N66A 349000 20M DFT-s-OFDM RB Size-1 RB Offset-1 SCS 15KHz (ANT4) H



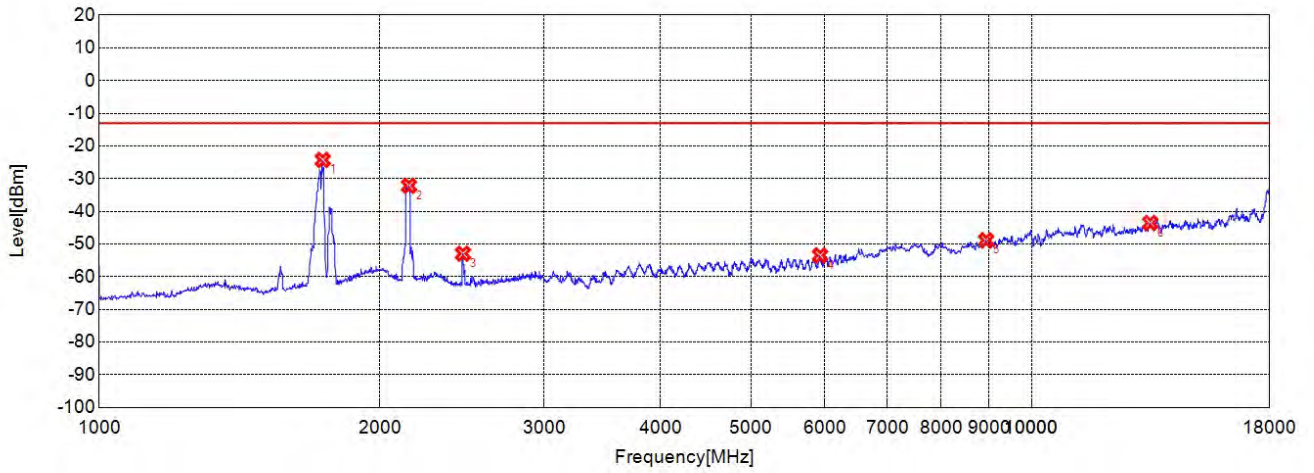
### Test Graph



Suspected List										
NO.	Freq. [MHz]	Level [dBm]	Limit [dBm]	Margin [dB]	Factor [dB]	Path [dB]	Air [dB]	Angle [°]	EUT Pol.	Ant. Pol.
1	32.9130	-57.65	-13.00	44.65	-16.83	-39.60	22.77	64	z	Vertical
2	45.5360	-57.49	-13.00	44.49	-15.71	-39.50	23.79	182	z	Vertical
3	104.7650	-76.28	-13.00	63.28	-14.20	-38.70	24.50	197	z	Vertical
4	279.5400	-75.16	-13.00	62.16	-12.54	-37.04	24.50	169	z	Vertical
5	752.4020	-47.19	-13.00	34.19	-2.55	-34.20	31.65	129	z	N/A
6	784.4440	-42.23	-13.00	29.23	-3.35	-34.23	30.88	270	z	N/A

DC\_13A\_N66A 349000 20M DFT-s-OFDM RB Size-1 RB Offset-1 SCS 15KHz (ANT4) V

### Test Graph

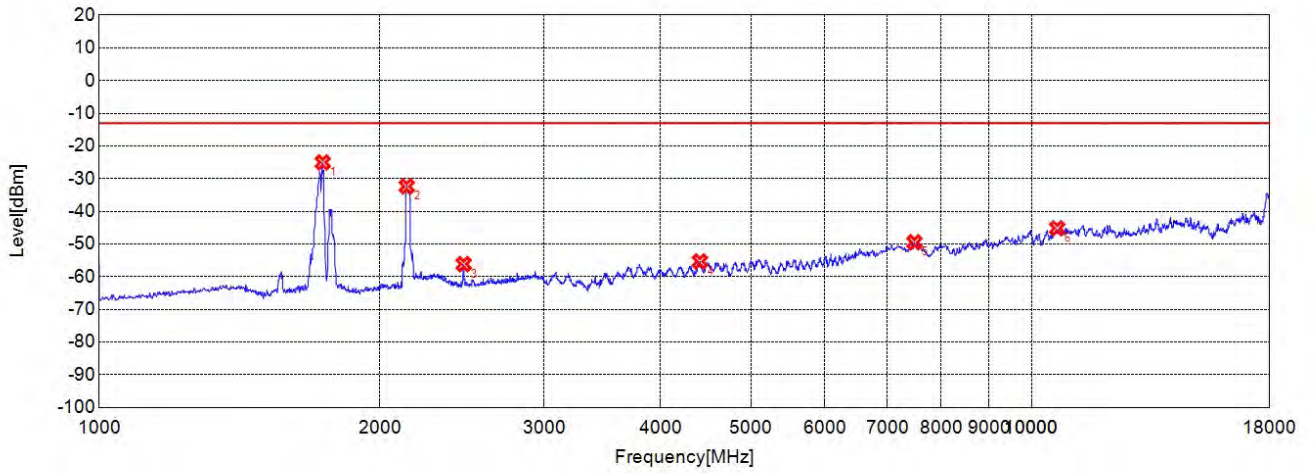


○ Final Test

Suspected List										
NO.	Freq. [MHz]	Level [dBm]	Limit [dBm]	Margin [dB]	Factor [dB]	Path [dB]	Air [dB]	Angle [°]	EUT Pol.	Ant. Pol.
1	1736.7370	-24.29	-13.00	11.29	-8.32	-46.29	37.97	179	z	N/A
2	2149.1490	-32.18	-13.00	19.18	-7.79	-46.73	38.94	81	z	N/A
3	2455.4550	-52.94	-13.00	39.94	-10.38	-47.31	36.93	168	z	Horizontal
4	5932.4320	-53.48	-13.00	40.48	-1.12	-42.47	41.35	214	z	Horizontal
5	8940.4400	-48.89	-13.00	35.89	7.58	-39.22	46.80	72	z	Horizontal
6	13406.9070	-43.57	-13.00	30.57	18.57	-31.54	50.11	198	z	Horizontal

DC\_13A\_N66A 349000 20M DFT-s-OFDM RB Size-1 RB Offset-1 SCS 15KHz (ANT4) 1-18G H

### Test Graph



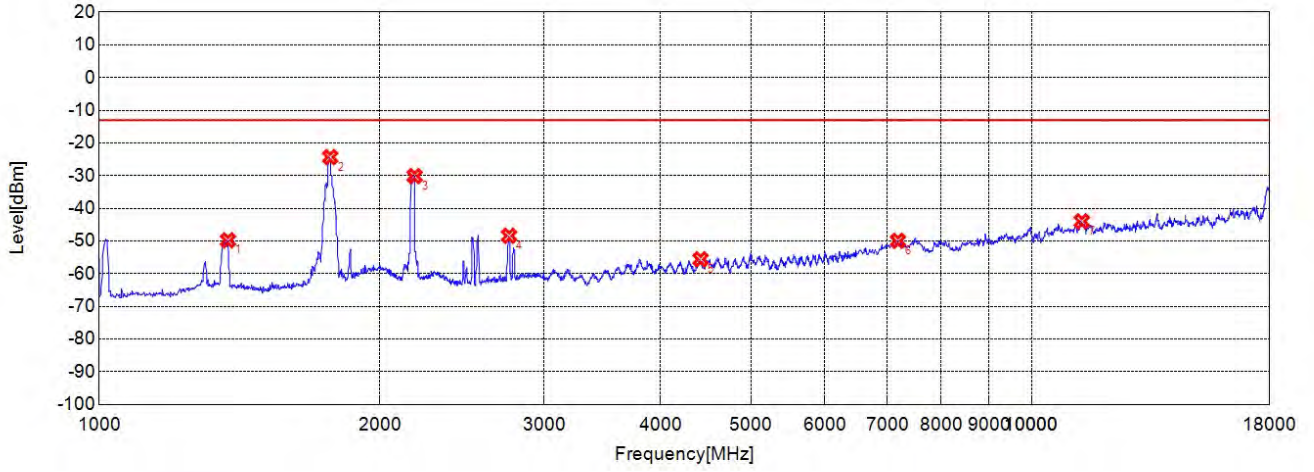
○ Final Test

Suspected List										
NO.	Freq. [MHz]	Level [dBm]	Limit [dBm]	Margin [dB]	Factor [dB]	Path [dB]	Air [dB]	Angle [°]	EUT Pol.	Ant. Pol.
1	1736.7370	-25.04	-13.00	12.04	-9.30	-46.29	36.99	50	z	N/A
2	2137.1370	-32.37	-13.00	19.37	-9.00	-46.88	37.88	281	z	N/A
3	2459.4590	-56.15	-13.00	43.15	-10.51	-47.29	36.78	172	z	Vertical
4	4408.4080	-55.33	-13.00	42.33	-5.70	-45.80	40.10	45	z	Vertical
5	7489.9900	-49.49	-13.00	36.49	7.50	-38.23	45.73	286	z	Vertical
6	10655.6560	-45.16	-13.00	32.16	11.65	-37.08	48.73	176	z	Vertical

DC\_13A\_N66A 349000 20M DFT-s-OFDM RB Size-1 RB Offset-1 SCS 15KHz (ANT4) 1-18G V



### Test Graph



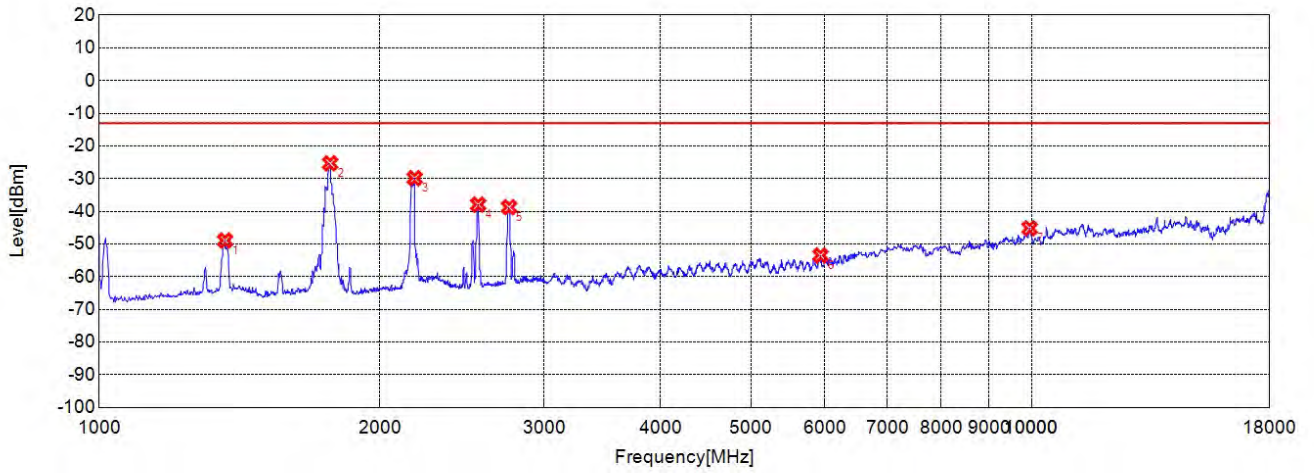
○ Final Test

Suspected List										
NO.	Freq. [MHz]	Level [dBm]	Limit [dBm]	Margin [dB]	Factor [dB]	Path [dB]	Air [dB]	Angle [°]	EUT Pol.	Ant. Pol.
1	1374.3740	-49.79	-13.00	36.79	-8.22	-45.31	37.09	94	z	Horizontal
2	1768.7690	-24.34	-13.00	11.34	-8.27	-46.29	38.02	89	z	N/A
3	2179.1790	-30.15	-13.00	17.15	-7.79	-46.83	39.04	20	z	N/A
4	2751.7520	-48.4	-13.00	35.40	-9.49	-47.39	37.90	30	z	Horizontal
5	4415.4150	-55.61	-13.00	42.61	-5.61	-45.77	40.16	41	z	Horizontal
6	7190.6910	-49.93	-13.00	36.93	5.90	-39.28	45.18	286	z	Horizontal
7	11323.3230	-44.01	-13.00	31.01	13.20	-35.85	49.05	94	z	Horizontal

DC\_13A\_N66A 354000 20M DFT-s-OFDM RB Size-1 RB Offset-1 SCS 15KHz (ANT4) H



### Test Graph

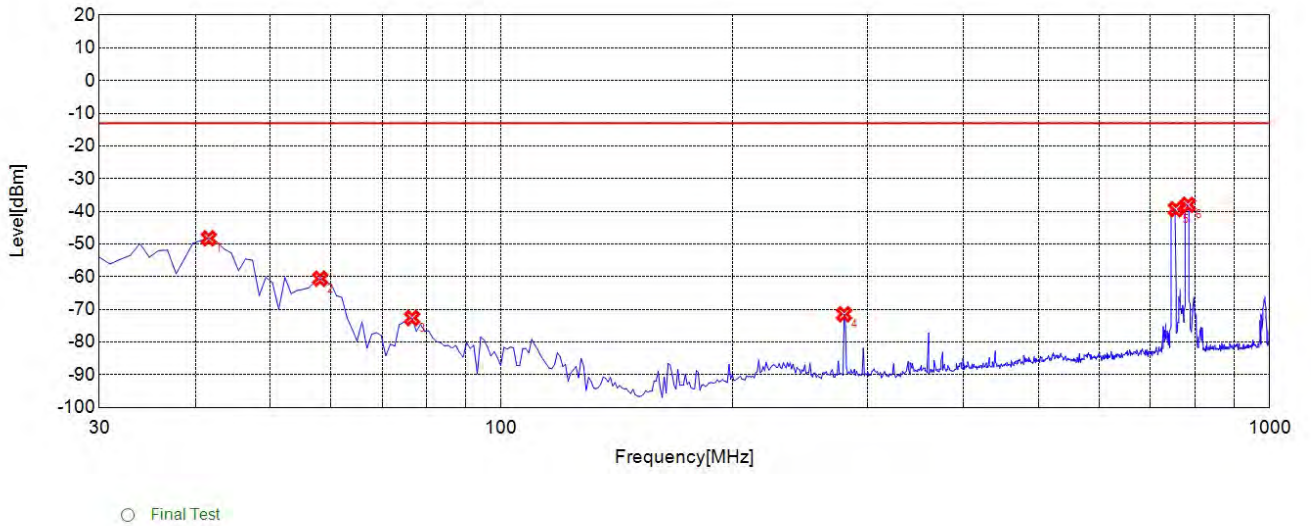


○ Final Test

Suspected List										
NO.	Freq. [MHz]	Level [dBm]	Limit [dBm]	Margin [dB]	Factor [dB]	Path [dB]	Air [dB]	Angle [°]	EUT Pol.	Ant. Pol.
1	1364.3640	-48.93	-13.00	35.93	-8.45	-45.29	36.84	32	z	Vertical
2	1768.7690	-25.33	-13.00	12.33	-9.26	-46.29	37.03	75	z	N/A
3	2179.1790	-29.88	-13.00	16.88	-7.85	-46.83	38.98	52	z	N/A
4	2549.5500	-37.94	-13.00	24.94	-10.91	-47.58	36.67	85	z	Vertical
5	2751.7520	-38.75	-13.00	25.75	-9.80	-47.39	37.59	181	z	Vertical
6	5939.4390	-53.5	-13.00	40.50	-1.11	-42.43	41.32	300	z	Vertical
7	9953.4530	-45.16	-13.00	32.16	11.44	-37.06	48.50	32	z	Vertical

DC\_13A\_N66A 354000 20M DFT-s-OFDM RB Size-1 RB Offset-1 SCS 15KHz (ANT4) V

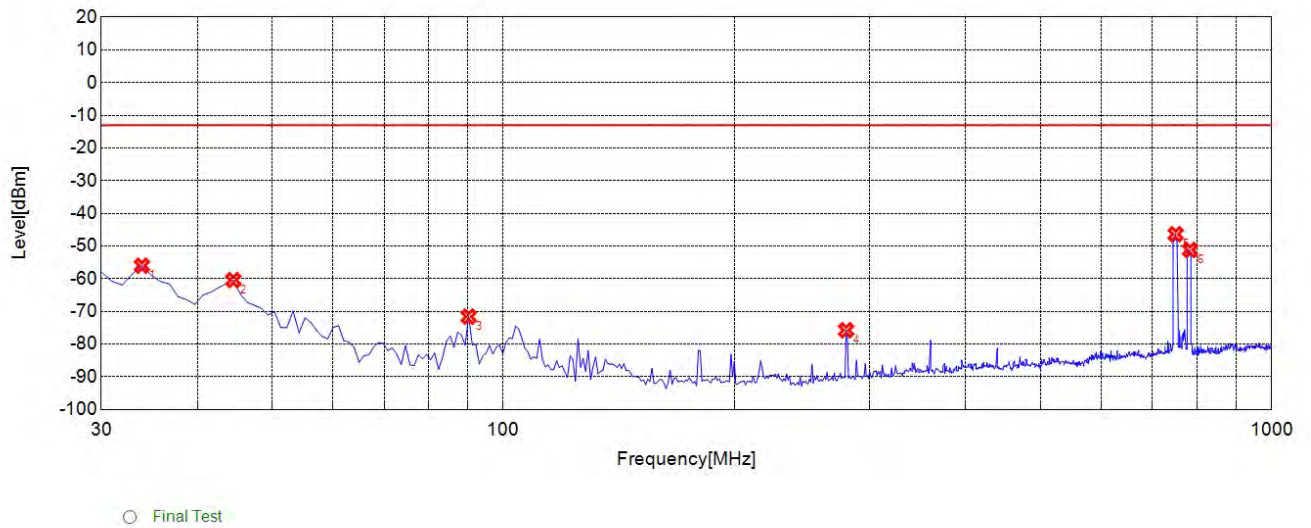
### Test Graph



Suspected List										
NO.	Freq. [MHz]	Level [dBm]	Limit [dBm]	Margin [dB]	Factor [dB]	Path [dB]	Air [dB]	Angle [°]	EUT Pol.	Ant. Pol.
1	41.6520	-48.26	-13.00	35.26	-7.05	-39.53	32.48	270	z	Horizontal
2	58.1580	-60.61	-13.00	47.61	-10.21	-39.48	29.27	40	z	Horizontal
3	76.6070	-72.64	-13.00	59.64	-17.58	-39.25	21.67	167	z	Horizontal
4	279.5400	-71.49	-13.00	58.49	-12.04	-37.04	25.00	15	z	Horizontal
5	755.3150	-39.36	-13.00	26.36	-2.72	-34.20	31.48	185	z	N/A
6	783.4730	-37.99	-13.00	24.99	-3.20	-34.23	31.03	149	z	N/A

DC\_13A\_N66A 354000 20M DFT-s-OFDM RB Size-1 RB Offset-1 SCS 15KHz (ANT4)30M-1G H

### Test Graph

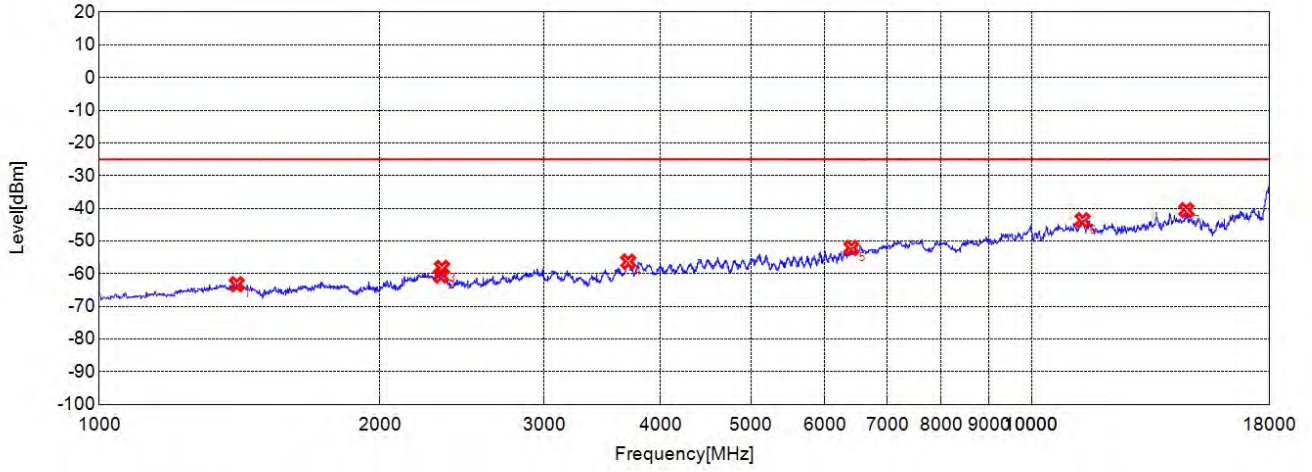


Suspected List										
NO.	Freq. [MHz]	Level [dBm]	Limit [dBm]	Margin [dB]	Factor [dB]	Path [dB]	Air [dB]	Angle [°]	EUT Pol.	Ant. Pol.
1	33.8840	-56.03	-13.00	43.03	-16.76	-39.59	22.83	20	z	Vertical
2	44.5650	-60.42	-13.00	47.42	-15.81	-39.50	23.69	11	z	Vertical
3	90.2000	-71.61	-13.00	58.61	-16.50	-38.71	22.21	168	z	Vertical
4	279.5400	-75.75	-13.00	62.75	-12.54	-37.04	24.50	57	z	Vertical
5	750.4600	-46.39	-13.00	33.39	-2.61	-34.20	31.59	160	z	N/A
6	783.4730	-51.21	-13.00	38.21	-3.33	-34.23	30.90	119	z	N/A

DC\_13A\_N66A 354000 20M DFT-s-OFDM RB Size-1 RB Offset-1 SCS 15KHz (ANT4)30M-1G V



### Test Graph



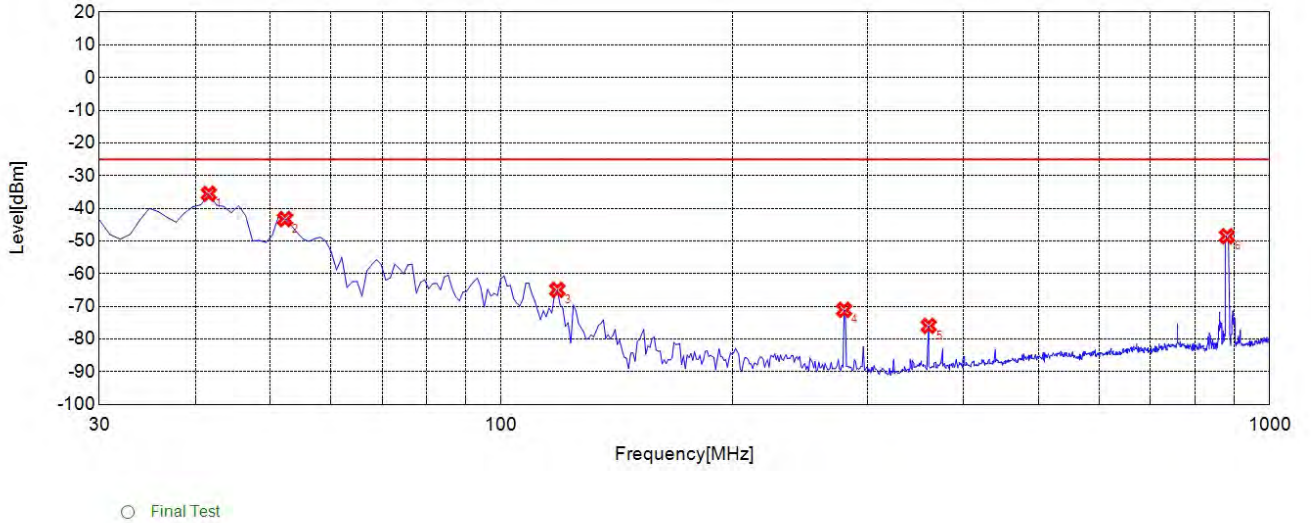
○ Final Test

Suspected List										
NO.	Freq. [MHz]	Level [dBm]	Limit [dBm]	Margin [dB]	Factor [dB]	Path [dB]	Air [dB]	Angle [°]	EUT Pol.	Ant. Pol.
1	1404.4040	-63.23	-25.00	38.23	-8.14	-45.36	37.22	190	z	Vertical
2	2325.3250	-60.56	-25.00	35.56	-7.88	-46.42	38.54	257	z	Vertical
3	2331.3310	-58.23	-25.00	33.23	-8.04	-46.46	38.42	250	z	Vertical
4	3693.6940	-56.3	-25.00	31.30	-7.64	-46.69	39.05	244	z	Vertical
5	6408.9090	-52.12	-25.00	27.12	0.61	-42.12	42.73	85	z	Vertical
6	11346.3460	-43.65	-25.00	18.65	13.51	-35.59	49.10	149	z	Vertical
7	14661.6620	-40.57	-25.00	15.57	19.39	-31.08	50.47	190	z	Vertical

DC\_5A\_N77A 650000 100M DFT-s-OFDM RB Size-1 RB Offset-1 SCS 30KHz (ANT4) V



### Test Graph

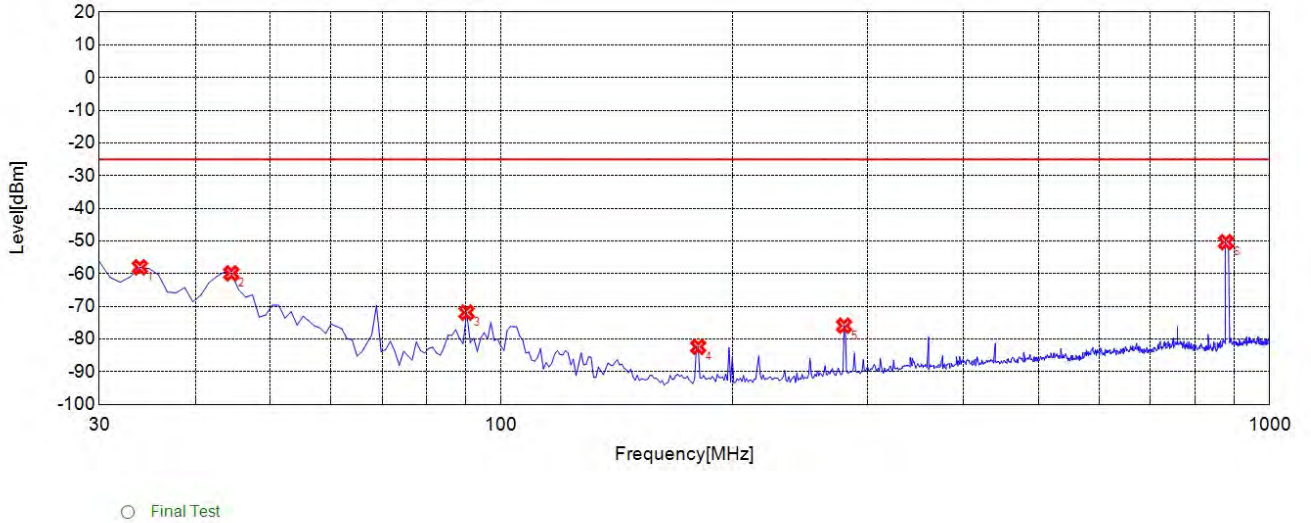


Suspected List										
NO.	Freq. [MHz]	Level [dBm]	Limit [dBm]	Margin [dB]	Factor [dB]	Path [dB]	Air [dB]	Angle [°]	EUT Pol.	Ant. Pol.
1	41.6520	-35.55	-25.00	10.55	-7.05	-39.53	32.48	27	z	Horizontal
2	52.3320	-43.3	-25.00	18.30	-7.93	-39.47	31.54	89	z	Horizontal
3	118.3580	-64.95	-25.00	39.95	-18.03	-38.61	20.58	243	z	Horizontal
4	279.5400	-71.07	-25.00	46.07	-12.04	-37.04	25.00	41	z	Horizontal
5	360.1300	-75.97	-25.00	50.97	-11.33	-36.73	25.40	38	z	Horizontal
6	880.5710	-48.55	-25.00	23.55	-2.15	-34.02	31.87	50	z	N/A

DC\_5A\_N77A 650000 100M DFT-s-OFDM RB Size-1 RB Offset-1 SCS 30KHz (ANT4) 30M-1G H



### Test Graph

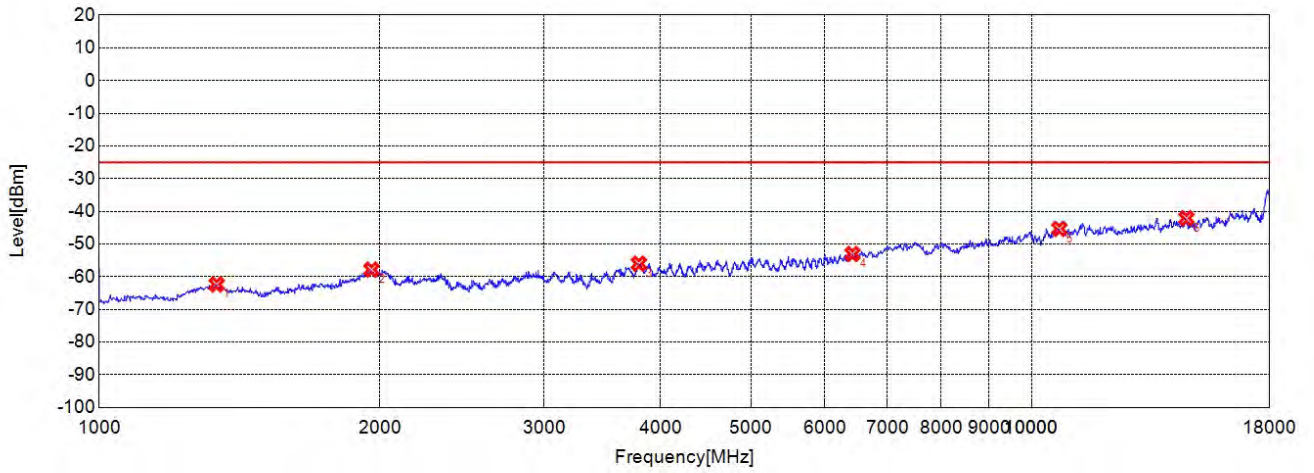


Suspected List										
NO.	Freq. [MHz]	Level [dBm]	Limit [dBm]	Margin [dB]	Factor [dB]	Path [dB]	Air [dB]	Angle [°]	EUT Pol.	Ant. Pol.
1	33.8840	-58.04	-25.00	33.04	-16.76	-39.59	22.83	63	z	Vertical
2	44.5650	-59.91	-25.00	34.91	-15.81	-39.50	23.69	123	z	Vertical
3	90.2000	-71.89	-25.00	46.89	-16.50	-38.71	22.21	143	z	Vertical
4	180.5010	-82.38	-25.00	57.38	-16.59	-38.11	21.52	225	z	Vertical
5	279.5400	-75.9	-25.00	50.90	-12.54	-37.04	24.50	22	z	Vertical
6	877.6580	-50.36	-25.00	25.36	-1.73	-34.02	32.29	76	z	N/A

DC\_5A\_N77A 650000 100M DFT-s-OFDM RB Size-1 RB Offset-1 SCS 30KHz (ANT4) 30M-1G V



### Test Graph



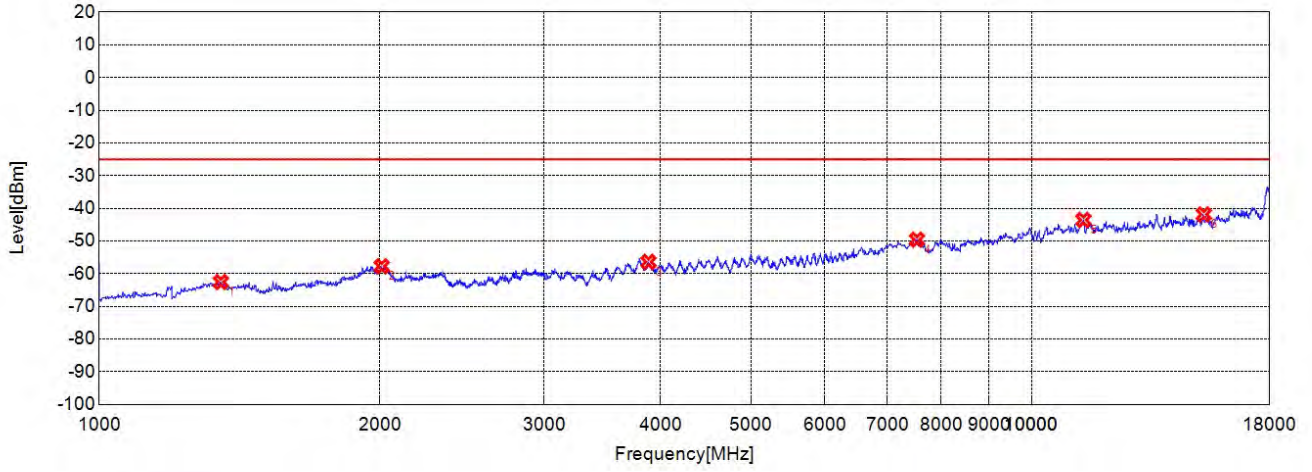
○ Final Test

Suspected List										
NO.	Freq. [MHz]	Level [dBm]	Limit [dBm]	Margin [dB]	Factor [dB]	Path [dB]	Air [dB]	Angle [°]	EUT Pol.	Ant. Pol.
1	1336.3360	-62.37	-25.00	37.37	-7.88	-45.28	37.40	108	z	Horizontal
2	1958.9590	-57.87	-25.00	32.87	-4.94	-46.40	41.46	109	z	Horizontal
3	3791.7920	-56.01	-25.00	31.01	-6.78	-46.23	39.45	249	z	Horizontal
4	6426.4260	-53.05	-25.00	28.05	0.24	-42.19	42.43	39	z	Horizontal
5	10713.2130	-45.35	-25.00	20.35	12.01	-36.64	48.65	105	z	Horizontal
6	14661.6620	-42.14	-25.00	17.14	18.69	-31.08	49.77	284	z	Horizontal

DC\_5A\_N77A 650000 100M DFT-s-OFDM RB Size-1 RB Offset-1 SCS 30KHz (ANT4) H



### Test Graph



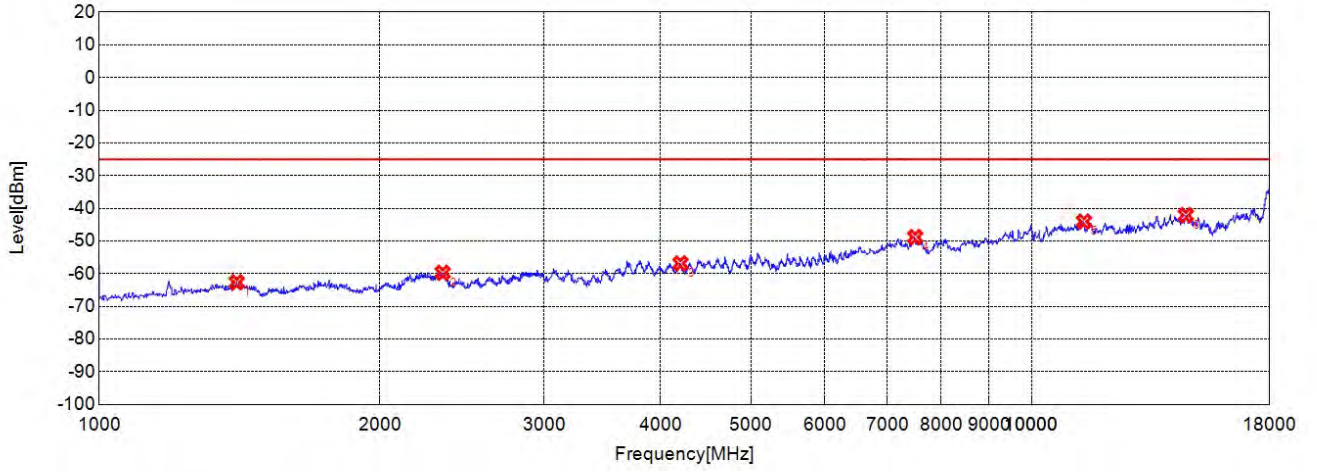
○ Final Test

Suspected List										
NO.	Freq. [MHz]	Level [dBm]	Limit [dBm]	Margin [dB]	Factor [dB]	Path [dB]	Air [dB]	Angle [°]	EUT Pol.	Ant. Pol.
1	1350.3500	-62.55	-25.00	37.55	-7.99	-45.27	37.28	174	z	Horizontal
2	2009.0090	-57.75	-25.00	32.75	-4.60	-46.35	41.75	170	z	Horizontal
3	3882.8830	-56.39	-25.00	31.39	-7.09	-46.85	39.76	38	z	Horizontal
4	7536.0360	-49.59	-25.00	24.59	7.40	-38.39	45.79	199	z	Horizontal
5	11369.3690	-43.56	-25.00	18.56	13.56	-35.73	49.29	276	z	Horizontal
6	15306.3060	-41.87	-25.00	16.87	18.90	-31.84	50.74	36	z	Horizontal

DC\_5A\_N77A 656000 100M DFT-s-OFDM RB Size-1 RB Offset-1 SCS 30KHz (ANT4) H



### Test Graph

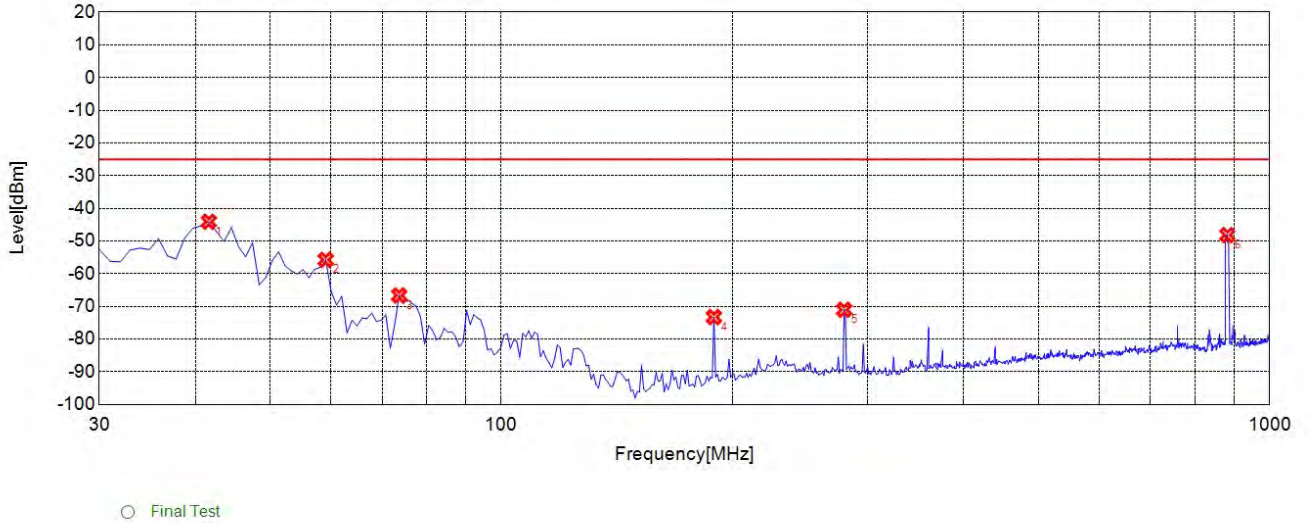


○ Final Test

Suspected List										
NO.	Freq. [MHz]	Level [dBm]	Limit [dBm]	Margin [dB]	Factor [dB]	Path [dB]	Air [dB]	Angle [°]	EUT Pol.	Ant. Pol.
1	1404.4040	-62.63	-25.00	37.63	-8.14	-45.36	37.22	205	z	Vertical
2	2335.3350	-59.72	-25.00	34.72	-8.13	-46.48	38.35	188	z	Vertical
3	4201.7020	-56.85	-25.00	31.85	-6.85	-46.33	39.48	78	z	Vertical
4	7501.5020	-48.82	-25.00	23.82	7.69	-38.09	45.78	227	z	Vertical
5	11380.8810	-44.05	-25.00	19.05	13.40	-35.84	49.24	129	z	Vertical
6	14638.6390	-42.09	-25.00	17.09	19.24	-31.13	50.37	249	z	Vertical

DC\_5A\_N77A 656000 100M DFT-s-OFDM RB Size-1 RB Offset-1 SCS 30KHz (ANT4) V

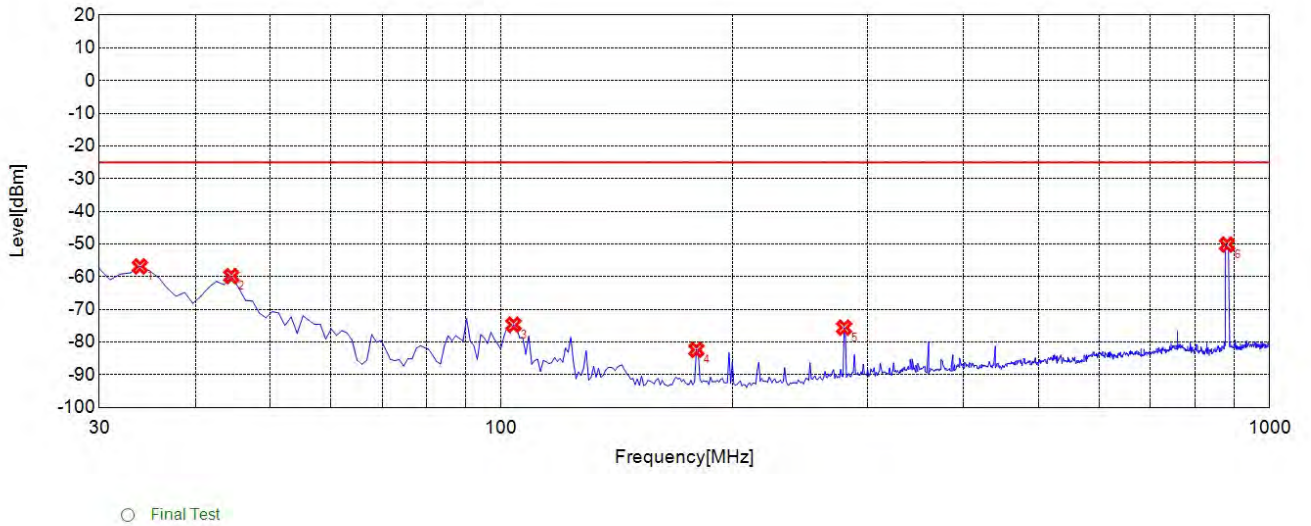
### Test Graph



Suspected List										
NO.	Freq. [MHz]	Level [dBm]	Limit [dBm]	Margin [dB]	Factor [dB]	Path [dB]	Air [dB]	Angle [°]	EUT Pol.	Ant. Pol.
1	41.6520	-44.1	-25.00	19.10	-7.05	-39.53	32.48	123	z	Horizontal
2	59.1290	-55.75	-25.00	30.75	-10.59	-39.48	28.89	68	z	Horizontal
3	73.6940	-66.64	-25.00	41.64	-16.85	-39.36	22.51	100	z	Horizontal
4	189.2390	-73.28	-25.00	48.28	-14.95	-38.10	23.15	26	z	Horizontal
5	279.5400	-71.03	-25.00	46.03	-12.04	-37.04	25.00	135	z	Horizontal
6	881.5420	-48.17	-25.00	23.17	-2.13	-34.01	31.88	287	z	N/A

DC\_5A\_N77A 656000 100M DFT-s-OFDM RB Size-1 RB Offset-1 SCS 30KHz (ANT4) 30M-1G H

### Test Graph

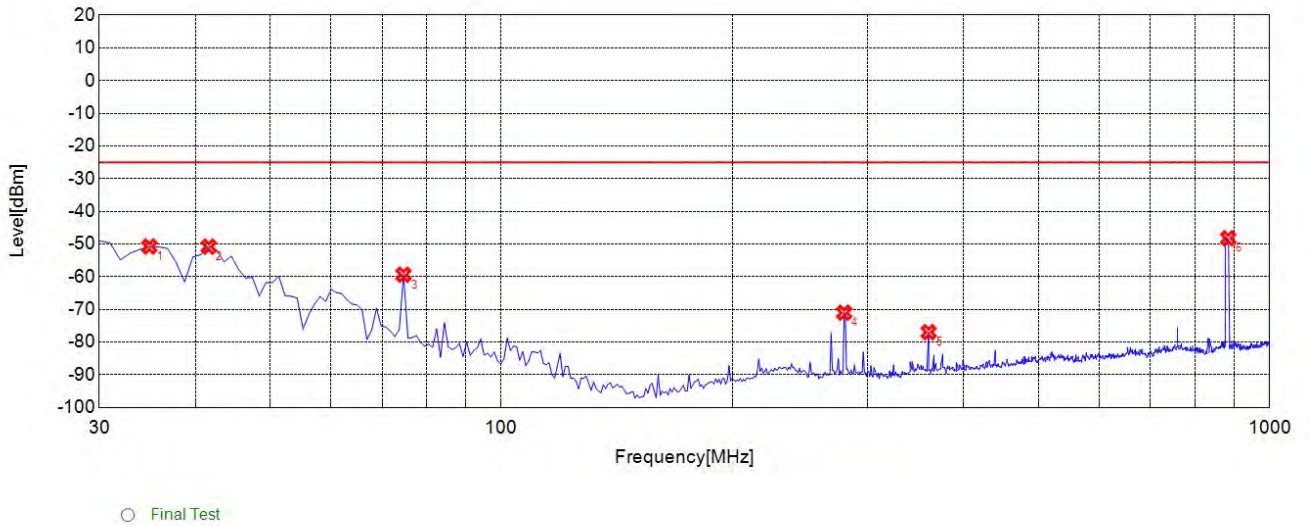


Suspected List										
NO.	Freq. [MHz]	Level [dBm]	Limit [dBm]	Margin [dB]	Factor [dB]	Path [dB]	Air [dB]	Angle [°]	EUT Pol.	Ant. Pol.
1	33.8840	-56.87	-25.00	31.87	-16.76	-39.59	22.83	185	z	Vertical
2	44.5650	-59.84	-25.00	34.84	-15.81	-39.50	23.69	45	z	Vertical
3	103.7940	-74.68	-25.00	49.68	-13.84	-38.70	24.86	87	z	Vertical
4	179.5300	-82.37	-25.00	57.37	-16.67	-38.11	21.44	281	z	Vertical
5	279.5400	-75.59	-25.00	50.59	-12.54	-37.04	24.50	137	z	Vertical
6	880.5710	-50.19	-25.00	25.19	-1.56	-34.02	32.46	280	z	N/A

DC\_5A\_N77A 656000 100M DFT-s-OFDM RB Size-1 RB Offset-1 SCS 30KHz (ANT4) 30M-1G V



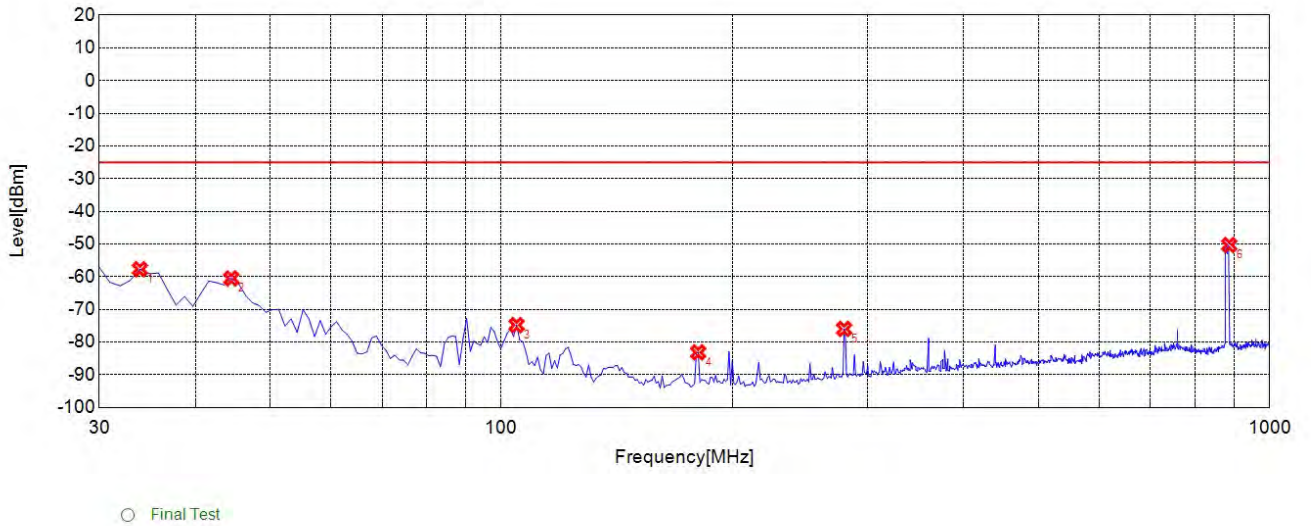
### Test Graph



Suspected List										
NO.	Freq. [MHz]	Level [dBm]	Limit [dBm]	Margin [dB]	Factor [dB]	Path [dB]	Air [dB]	Angle [°]	EUT Pol.	Ant. Pol.
1	34.8550	-50.77	-25.00	25.77	-9.37	-39.58	30.21	175	z	Horizontal
2	41.6520	-50.81	-25.00	25.81	-7.05	-39.53	32.48	85	z	Horizontal
3	74.6650	-59.39	-25.00	34.39	-17.09	-39.32	22.23	232	z	Horizontal
4	279.5400	-71.03	-25.00	46.03	-12.04	-37.04	25.00	262	z	Horizontal
5	360.1300	-76.96	-25.00	51.96	-11.33	-36.73	25.40	223	z	Horizontal
6	883.4830	-48.24	-25.00	23.24	-2.11	-34.01	31.90	72	z	N/A

DC\_5A\_N77A 662000 100M DFT-s-OFDM RB Size-1 RB Offset-1 SCS 30KHz (ANT4) 30M-1G H

### Test Graph

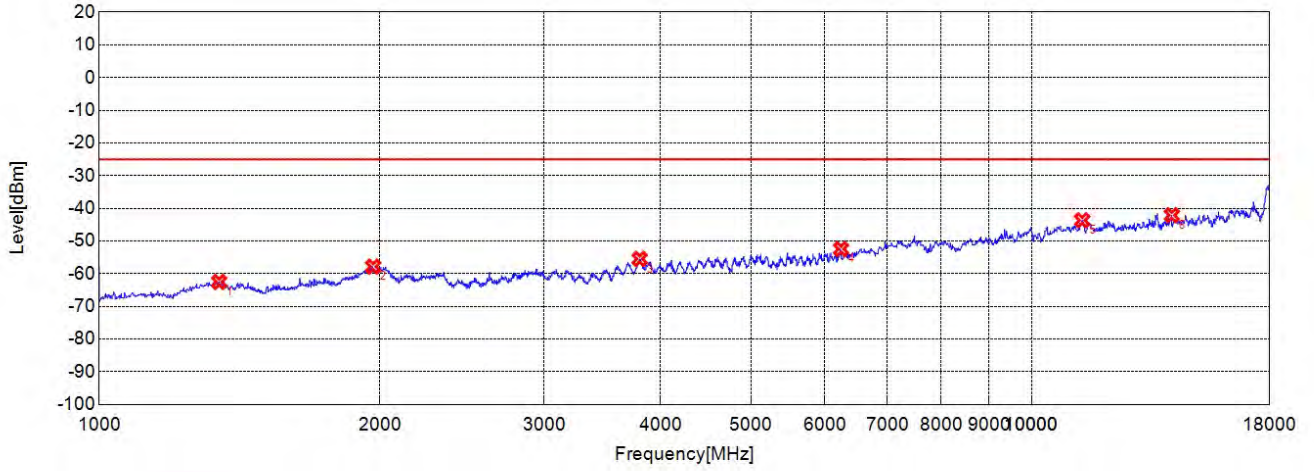


Suspected List										
NO.	Freq. [MHz]	Level [dBm]	Limit [dBm]	Margin [dB]	Factor [dB]	Path [dB]	Air [dB]	Angle [°]	EUT Pol.	Ant. Pol.
1	33.8840	-57.71	-25.00	32.71	-16.76	-39.59	22.83	77	z	Vertical
2	44.5650	-60.55	-25.00	35.55	-15.81	-39.50	23.69	200	z	Vertical
3	104.7650	-74.83	-25.00	49.83	-14.20	-38.70	24.50	130	z	Vertical
4	180.5010	-83.15	-25.00	58.15	-16.59	-38.11	21.52	196	z	Vertical
5	279.5400	-75.97	-25.00	50.97	-12.54	-37.04	24.50	149	z	Vertical
6	886.3960	-50.33	-25.00	25.33	-1.32	-34.00	32.68	172	z	N/A

DC\_5A\_N77A 662000 100M DFT-s-OFDM RB Size-1 RB Offset-1 SCS 30KHz (ANT4) 30M-1G V



### Test Graph



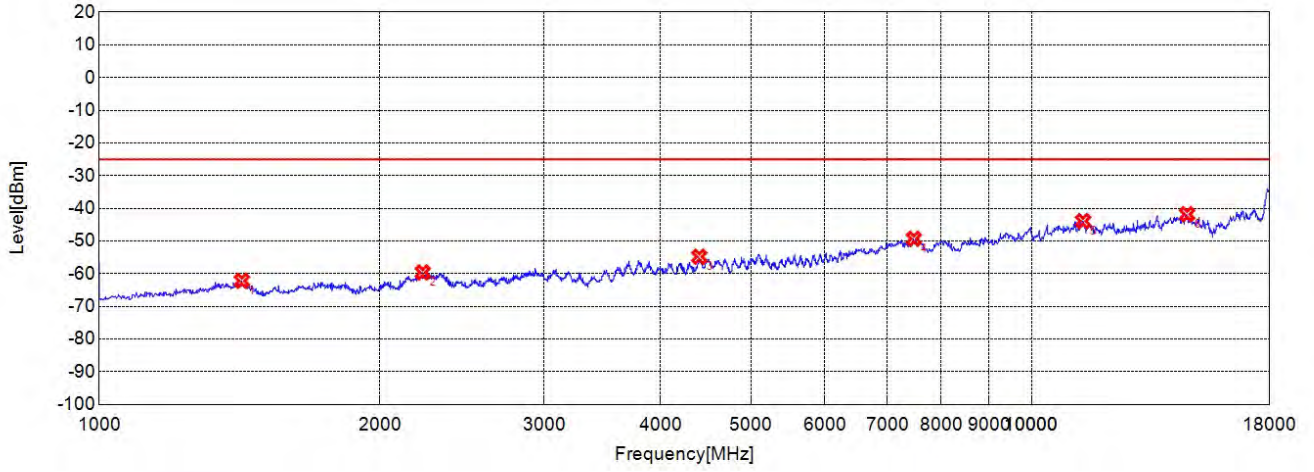
○ Final Test

Suspected List										
NO.	Freq. [MHz]	Level [dBm]	Limit [dBm]	Margin [dB]	Factor [dB]	Path [dB]	Air [dB]	Angle [°]	EUT Pol.	Ant. Pol.
1	1344.3440	-62.52	-25.00	37.52	-7.94	-45.27	37.33	183	z	Horizontal
2	1966.9670	-57.85	-25.00	32.85	-4.81	-46.38	41.57	147	z	Horizontal
3	3798.7990	-55.49	-25.00	30.49	-6.51	-45.99	39.48	282	z	Horizontal
4	6247.7480	-52.47	-25.00	27.47	0.02	-41.85	41.87	39	z	Horizontal
5	11334.8350	-43.66	-25.00	18.66	13.39	-35.72	49.11	105	z	Horizontal
6	14143.6440	-42.11	-25.00	17.11	18.22	-31.80	50.02	115	z	Horizontal

DC\_5A\_N77A 662000 100M DFT-s-OFDM RB Size-1 RB Offset-1 SCS 30KHz (ANT4) H



### Test Graph



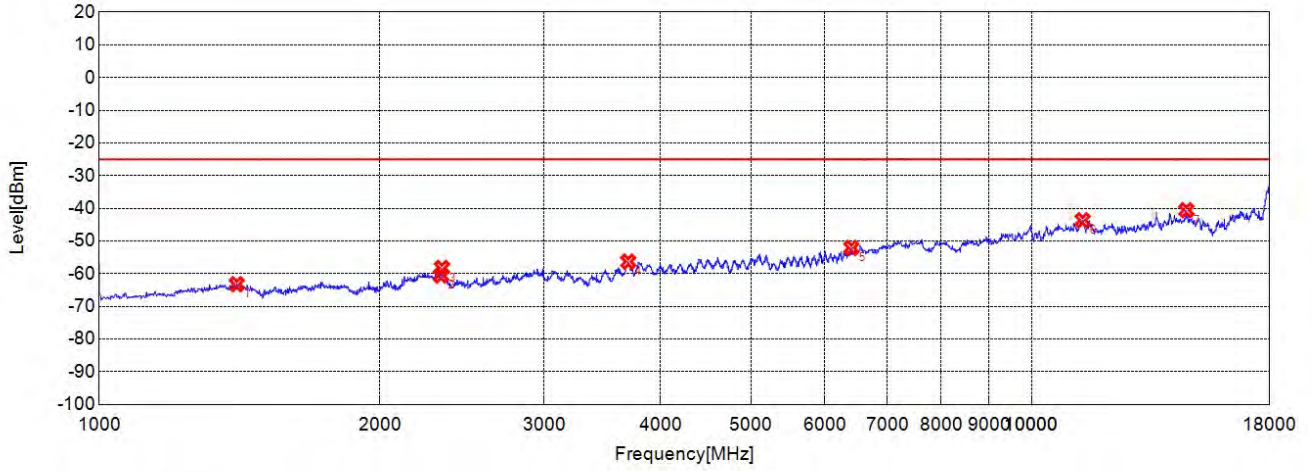
○ Final Test

Suspected List										
NO.	Freq. [MHz]	Level [dBm]	Limit [dBm]	Margin [dB]	Factor [dB]	Path [dB]	Air [dB]	Angle [°]	EUT Pol.	Ant. Pol.
1	1422.4220	-62.17	-25.00	37.17	-8.51	-45.38	36.87	147	z	Vertical
2	2223.2230	-59.62	-25.00	34.62	-7.67	-47.07	39.40	153	z	Vertical
3	4401.4010	-54.8	-25.00	29.80	-5.72	-45.82	40.10	147	z	Vertical
4	7478.4780	-49.31	-25.00	24.31	7.27	-38.40	45.67	159	z	Vertical
5	11357.8580	-43.91	-25.00	18.91	13.53	-35.62	49.15	208	z	Vertical
6	14684.6850	-41.82	-25.00	16.82	19.26	-31.30	50.56	96	z	Vertical

DC\_5A\_N77A 662000 100M DFT-s-OFDM RB Size-1 RB Offset-1 SCS 30KHz (ANT4) V



### Test Graph



○ Final Test

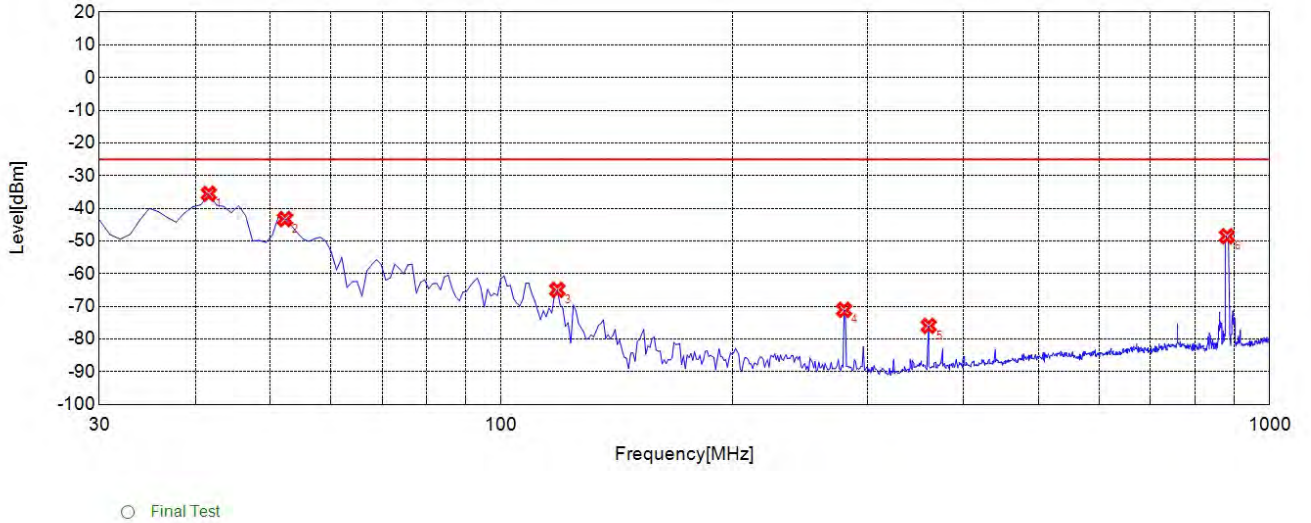
Suspected List										
NO.	Freq. [MHz]	Level [dBm]	Limit [dBm]	Margin [dB]	Factor [dB]	Path [dB]	Air [dB]	Angle [°]	EUT Pol.	Ant. Pol.
1	1404.4040	-63.23	-25.00	38.23	-8.14	-45.36	37.22	217	z	Vertical
2	2325.3250	-60.56	-25.00	35.56	-7.88	-46.42	38.54	75	z	Vertical
3	2331.3310	-58.23	-25.00	33.23	-8.04	-46.46	38.42	149	z	Vertical
4	3693.6940	-56.3	-25.00	31.30	-7.64	-46.69	39.05	132	z	Vertical
5	6408.9090	-52.12	-25.00	27.12	0.61	-42.12	42.73	116	z	Vertical
6	11346.3460	-43.65	-25.00	18.65	13.51	-35.59	49.10	19	z	Vertical
7	14661.6620	-40.57	-25.00	15.57	19.39	-31.08	50.47	217	z	Vertical

DC\_5A\_N77A 650000 100M DFT-s-OFDM RB Size-1 RB Offset-1 SCS 30KHz (ANT4) V





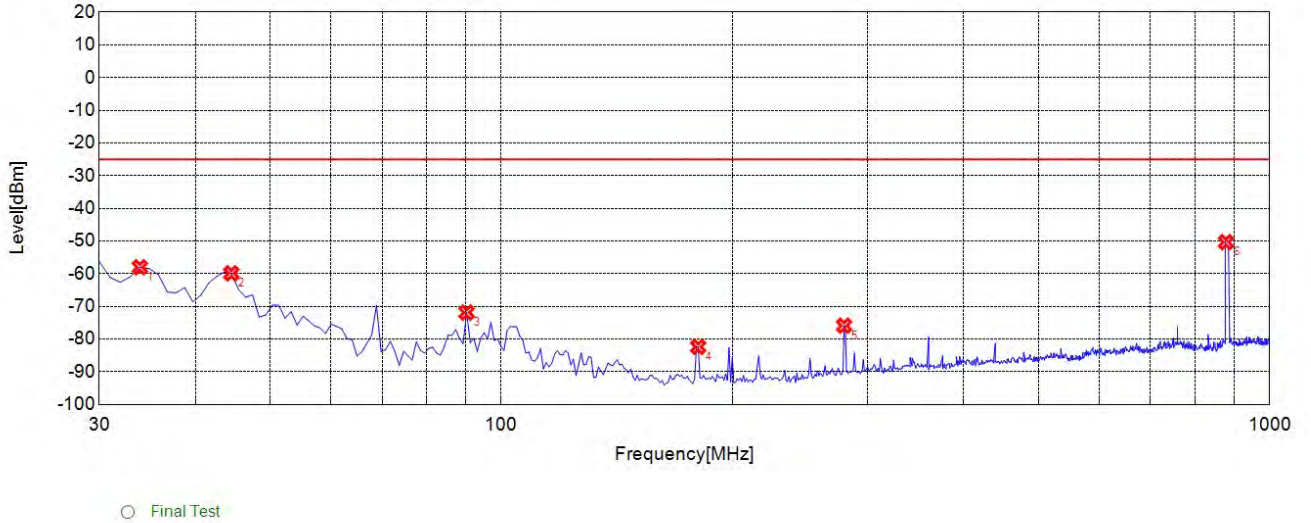
### Test Graph



Suspected List										
NO.	Freq. [MHz]	Level [dBm]	Limit [dBm]	Margin [dB]	Factor [dB]	Path [dB]	Air [dB]	Angle [°]	EUT Pol.	Ant. Pol.
1	41.6520	-35.55	-25.00	10.55	-7.05	-39.53	32.48	39	z	Horizontal
2	52.3320	-43.3	-25.00	18.30	-7.93	-39.47	31.54	230	z	Horizontal
3	118.3580	-64.95	-25.00	39.95	-18.03	-38.61	20.58	197	z	Horizontal
4	279.5400	-71.07	-25.00	46.07	-12.04	-37.04	25.00	145	z	Horizontal
5	360.1300	-75.97	-25.00	50.97	-11.33	-36.73	25.40	258	z	Horizontal
6	880.5710	-48.55	-25.00	23.55	-2.15	-34.02	31.87	105	z	N/A

DC\_5A\_N77A 650000 100M DFT-s-OFDM RB Size-1 RB Offset-1 SCS 30KHz (ANT4) 30M-1G H

### Test Graph

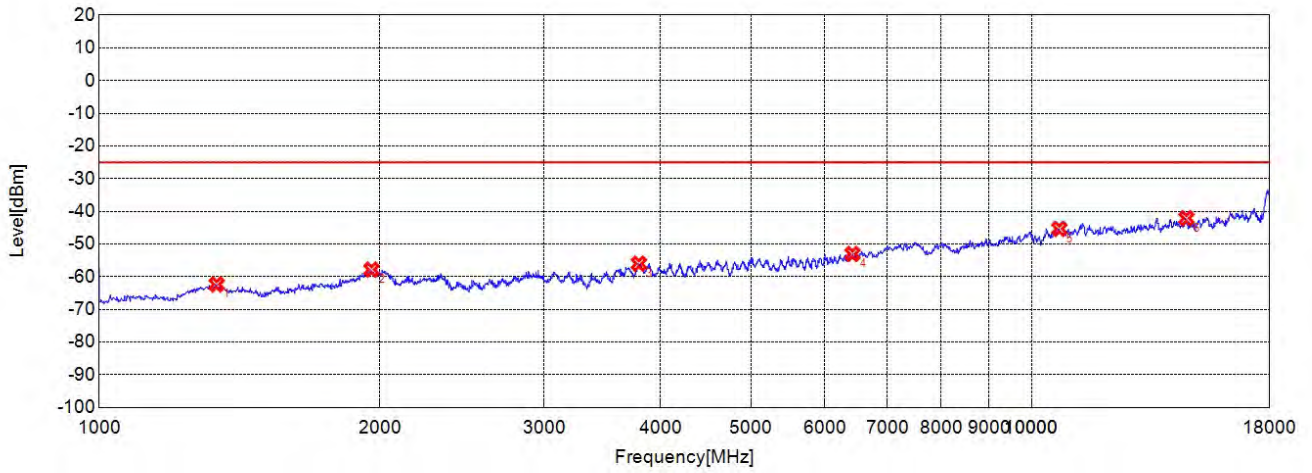


Suspected List										
NO.	Freq. [MHz]	Level [dBm]	Limit [dBm]	Margin [dB]	Factor [dB]	Path [dB]	Air [dB]	Angle [°]	EUT Pol.	Ant. Pol.
1	33.8840	-58.04	-25.00	33.04	-16.76	-39.59	22.83	245	z	Vertical
2	44.5650	-59.91	-25.00	34.91	-15.81	-39.50	23.69	99	z	Vertical
3	90.2000	-71.89	-25.00	46.89	-16.50	-38.71	22.21	265	z	Vertical
4	180.5010	-82.38	-25.00	57.38	-16.59	-38.11	21.52	204	z	Vertical
5	279.5400	-75.9	-25.00	50.90	-12.54	-37.04	24.50	38	z	Vertical
6	877.6580	-50.36	-25.00	25.36	-1.73	-34.02	32.29	215	z	N/A

DC\_5A\_N77A 650000 100M DFT-s-OFDM RB Size-1 RB Offset-1 SCS 30KHz (ANT4) 30M-1G V



### Test Graph



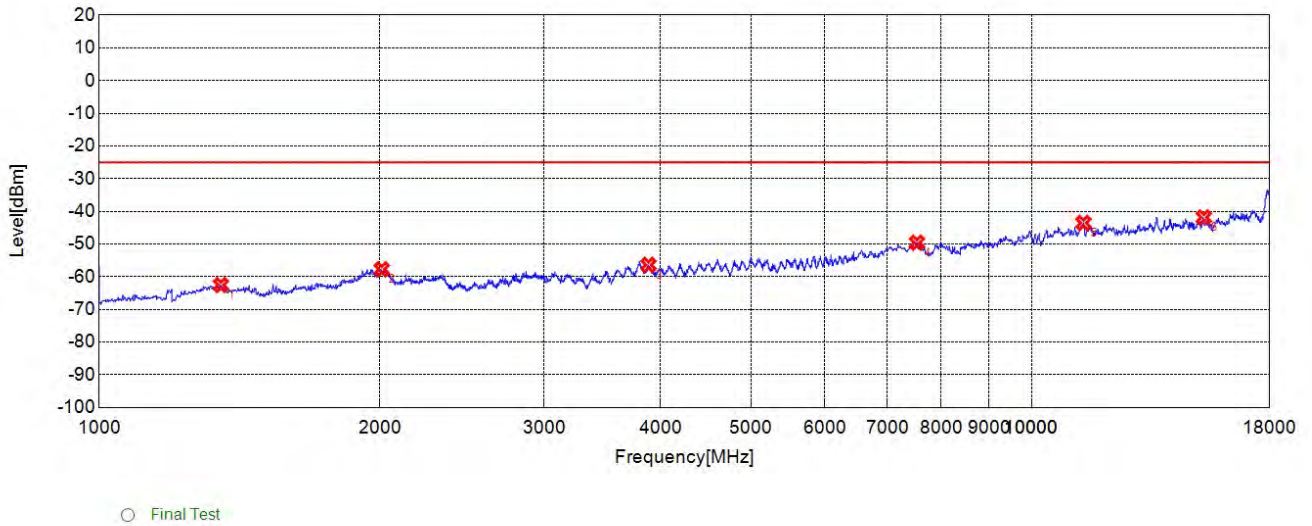
○ Final Test

Suspected List										
NO.	Freq. [MHz]	Level [dBm]	Limit [dBm]	Margin [dB]	Factor [dB]	Path [dB]	Air [dB]	Angle [°]	EUT Pol.	Ant. Pol.
1	1336.3360	-62.37	-25.00	37.37	-7.88	-45.28	37.40	11	z	Horizontal
2	1958.9590	-57.87	-25.00	32.87	-4.94	-46.40	41.46	65	z	Horizontal
3	3791.7920	-56.01	-25.00	31.01	-6.78	-46.23	39.45	112	z	Horizontal
4	6426.4260	-53.05	-25.00	28.05	0.24	-42.19	42.43	105	z	Horizontal
5	10713.2130	-45.35	-25.00	20.35	12.01	-36.64	48.65	20	z	Horizontal
6	14661.6620	-42.14	-25.00	17.14	18.69	-31.08	49.77	116	z	Horizontal

DC\_5A\_N77A 650000 100M DFT-s-OFDM RB Size-1 RB Offset-1 SCS 30KHz (ANT4) H



### Test Graph

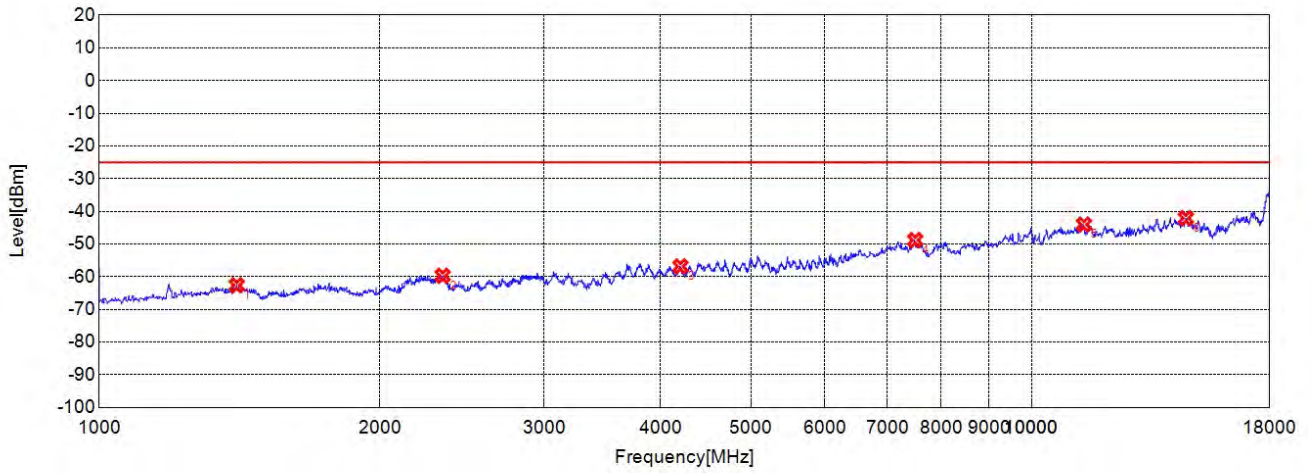


Suspected List										
NO.	Freq. [MHz]	Level [dBm]	Limit [dBm]	Margin [dB]	Factor [dB]	Path [dB]	Air [dB]	Angle [°]	EUT Pol.	Ant. Pol.
1	1350.3500	-62.55	-25.00	37.55	-7.99	-45.27	37.28	151	z	Horizontal
2	2009.0090	-57.75	-25.00	32.75	-4.60	-46.35	41.75	178	z	Horizontal
3	3882.8830	-56.39	-25.00	31.39	-7.09	-46.85	39.76	166	z	Horizontal
4	7536.0360	-49.59	-25.00	24.59	7.40	-38.39	45.79	287	z	Horizontal
5	11369.3690	-43.56	-25.00	18.56	13.56	-35.73	49.29	121	z	Horizontal
6	15306.3060	-41.87	-25.00	16.87	18.90	-31.84	50.74	255	z	Horizontal

DC\_5A\_N77A 656000 100M DFT-s-OFDM RB Size-1 RB Offset-1 SCS 30KHz (ANT4) H



### Test Graph

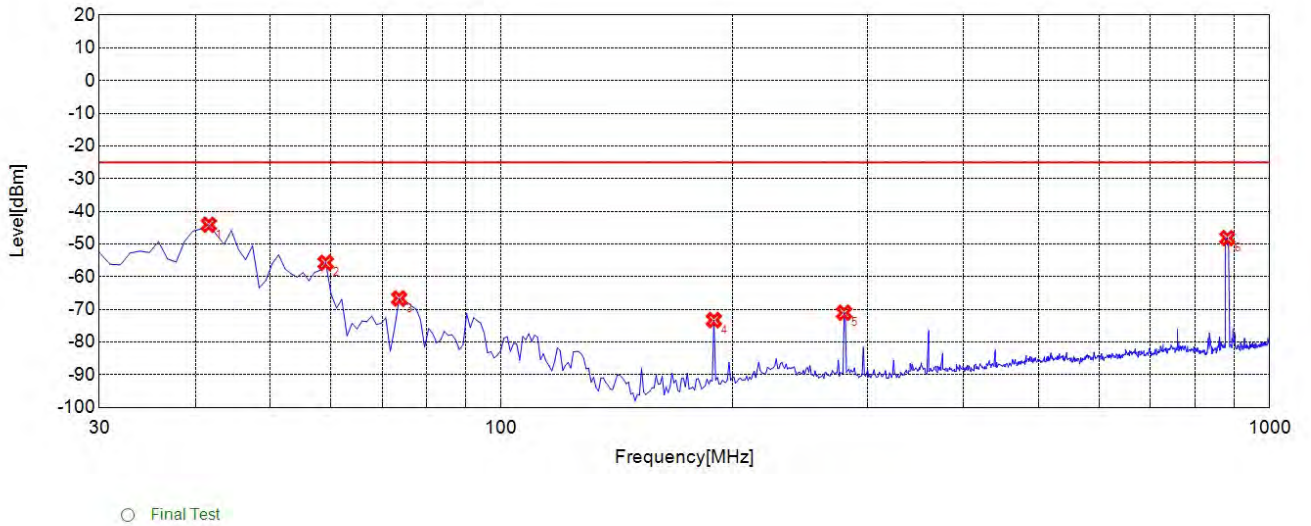


○ Final Test

Suspected List										
NO.	Freq. [MHz]	Level [dBm]	Limit [dBm]	Margin [dB]	Factor [dB]	Path [dB]	Air [dB]	Angle [°]	EUT Pol.	Ant. Pol.
1	1404.4040	-62.63	-25.00	37.63	-8.14	-45.36	37.22	222	z	Vertical
2	2335.3350	-59.72	-25.00	34.72	-8.13	-46.48	38.35	60	z	Vertical
3	4201.7020	-56.85	-25.00	31.85	-6.85	-46.33	39.48	207	z	Vertical
4	7501.5020	-48.82	-25.00	23.82	7.69	-38.09	45.78	120	z	Vertical
5	11380.8810	-44.05	-25.00	19.05	13.40	-35.84	49.24	77	z	Vertical
6	14638.6390	-42.09	-25.00	17.09	19.24	-31.13	50.37	26	z	Vertical

DC\_5A\_N77A 656000 100M DFT-s-OFDM RB Size-1 RB Offset-1 SCS 30KHz (ANT4) V

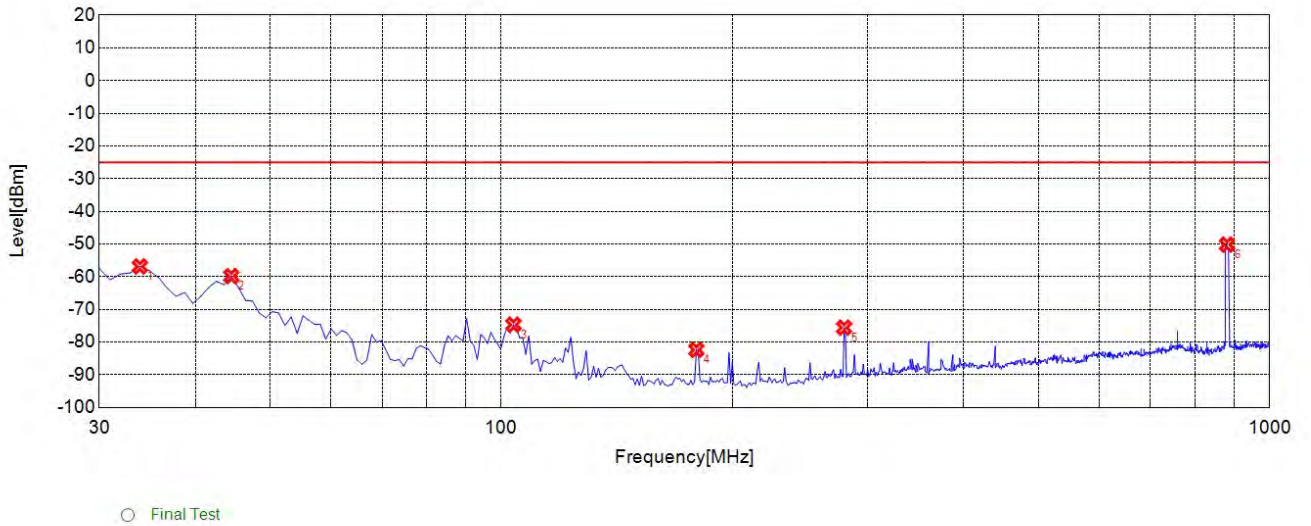
### Test Graph



Suspected List										
NO.	Freq. [MHz]	Level [dBm]	Limit [dBm]	Margin [dB]	Factor [dB]	Path [dB]	Air [dB]	Angle [°]	EUT Pol.	Ant. Pol.
1	41.6520	-44.1	-25.00	19.10	-7.05	-39.53	32.48	35	z	Horizontal
2	59.1290	-55.75	-25.00	30.75	-10.59	-39.48	28.89	283	z	Horizontal
3	73.6940	-66.64	-25.00	41.64	-16.85	-39.36	22.51	249	z	Horizontal
4	189.2390	-73.28	-25.00	48.28	-14.95	-38.10	23.15	202	z	Horizontal
5	279.5400	-71.03	-25.00	46.03	-12.04	-37.04	25.00	89	z	Horizontal
6	881.5420	-48.17	-25.00	23.17	-2.13	-34.01	31.88	37	z	N/A

DC\_5A\_N77A 656000 100M DFT-s-OFDM RB Size-1 RB Offset-1 SCS 30KHz (ANT4) 30M-1G H

### Test Graph

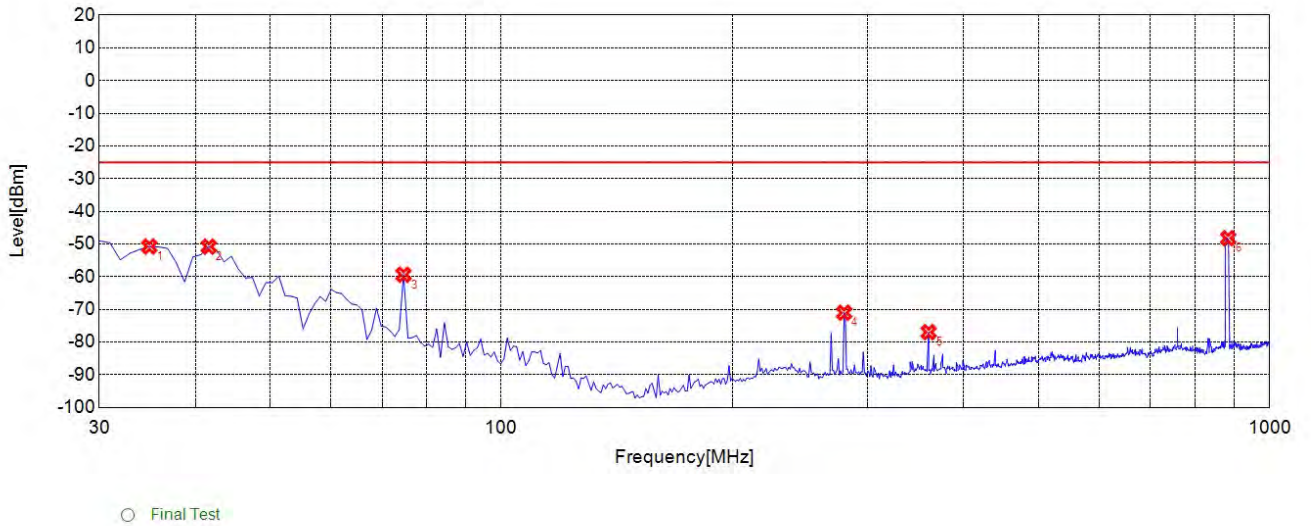


Suspected List										
NO.	Freq. [MHz]	Level [dBm]	Limit [dBm]	Margin [dB]	Factor [dB]	Path [dB]	Air [dB]	Angle [°]	EUT Pol.	Ant. Pol.
1	33.8840	-56.87	-25.00	31.87	-16.76	-39.59	22.83	160	z	Vertical
2	44.5650	-59.84	-25.00	34.84	-15.81	-39.50	23.69	264	z	Vertical
3	103.7940	-74.68	-25.00	49.68	-13.84	-38.70	24.86	65	z	Vertical
4	179.5300	-82.37	-25.00	57.37	-16.67	-38.11	21.44	29	z	Vertical
5	279.5400	-75.59	-25.00	50.59	-12.54	-37.04	24.50	262	z	Vertical
6	880.5710	-50.19	-25.00	25.19	-1.56	-34.02	32.46	34	z	N/A

DC\_5A\_N77A 656000 100M DFT-s-OFDM RB Size-1 RB Offset-1 SCS 30KHz (ANT4) 30M-1G V



### Test Graph

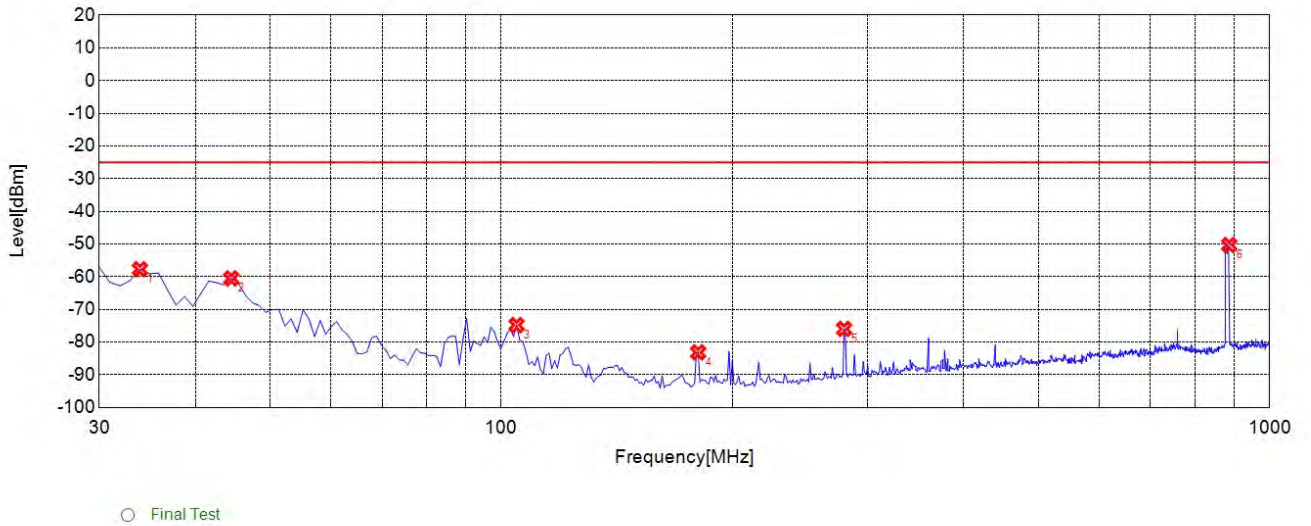


Suspected List										
NO.	Freq. [MHz]	Level [dBm]	Limit [dBm]	Margin [dB]	Factor [dB]	Path [dB]	Air [dB]	Angle [°]	EUT Pol.	Ant. Pol.
1	34.8550	-50.77	-25.00	25.77	-9.37	-39.58	30.21	248	z	Horizontal
2	41.6520	-50.81	-25.00	25.81	-7.05	-39.53	32.48	48	z	Horizontal
3	74.6650	-59.39	-25.00	34.39	-17.09	-39.32	22.23	108	z	Horizontal
4	279.5400	-71.03	-25.00	46.03	-12.04	-37.04	25.00	75	z	Horizontal
5	360.1300	-76.96	-25.00	51.96	-11.33	-36.73	25.40	82	z	Horizontal
6	883.4830	-48.24	-25.00	23.24	-2.11	-34.01	31.90	70	z	N/A

DC\_5A\_N77A 662000 100M DFT-s-OFDM RB Size-1 RB Offset-1 SCS 30KHz (ANT4) 30M-1G H



### Test Graph

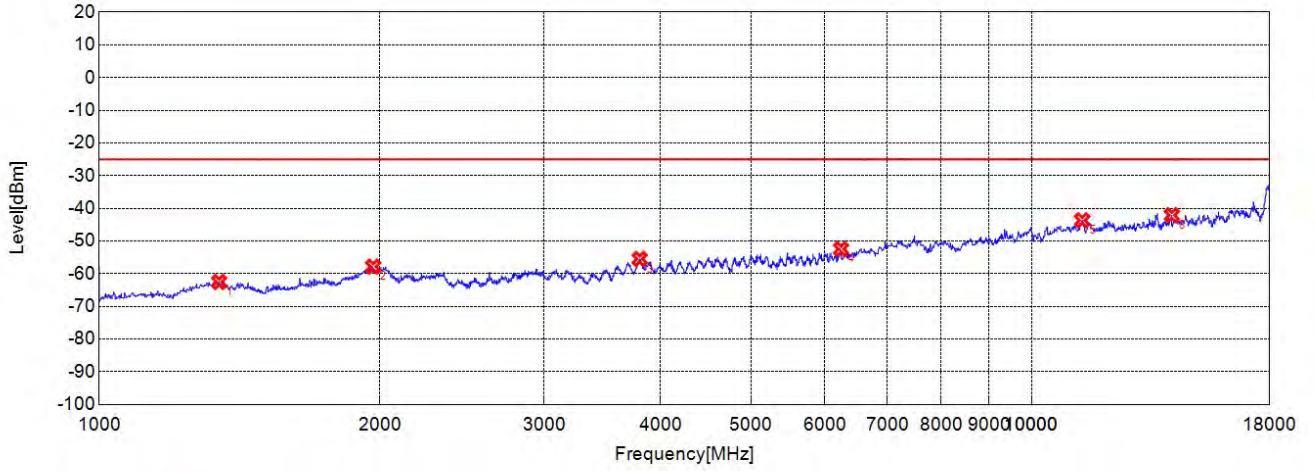


Suspected List										
NO.	Freq. [MHz]	Level [dBm]	Limit [dBm]	Margin [dB]	Factor [dB]	Path [dB]	Air [dB]	Angle [°]	EUT Pol.	Ant. Pol.
1	33.8840	-57.71	-25.00	32.71	-16.76	-39.59	22.83	218	z	Vertical
2	44.5650	-60.55	-25.00	35.55	-15.81	-39.50	23.69	146	z	Vertical
3	104.7650	-74.83	-25.00	49.83	-14.20	-38.70	24.50	47	z	Vertical
4	180.5010	-83.15	-25.00	58.15	-16.59	-38.11	21.52	22	z	Vertical
5	279.5400	-75.97	-25.00	50.97	-12.54	-37.04	24.50	24	z	Vertical
6	886.3960	-50.33	-25.00	25.33	-1.32	-34.00	32.68	43	z	N/A

DC\_5A\_N77A 662000 100M DFT-s-OFDM RB Size-1 RB Offset-1 SCS 30KHz (ANT4) 30M-1G V



### Test Graph



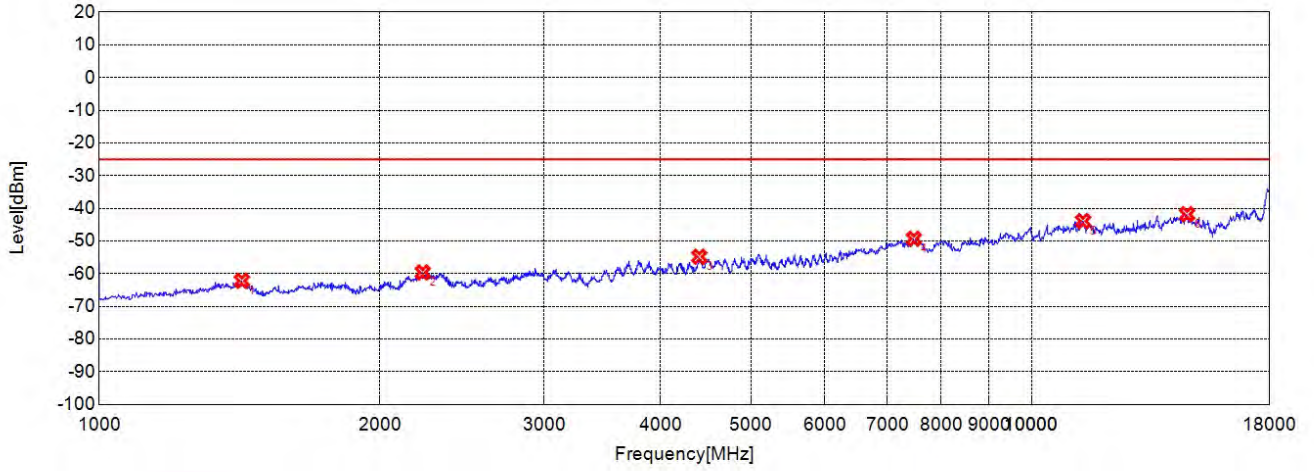
○ Final Test

Suspected List										
NO.	Freq. [MHz]	Level [dBm]	Limit [dBm]	Margin [dB]	Factor [dB]	Path [dB]	Air [dB]	Angle [°]	EUT Pol.	Ant. Pol.
1	1344.3440	-62.52	-25.00	37.52	-7.94	-45.27	37.33	70	z	Horizontal
2	1966.9670	-57.85	-25.00	32.85	-4.81	-46.38	41.57	286	z	Horizontal
3	3798.7990	-55.49	-25.00	30.49	-6.51	-45.99	39.48	238	z	Horizontal
4	6247.7480	-52.47	-25.00	27.47	0.02	-41.85	41.87	279	z	Horizontal
5	11334.8350	-43.66	-25.00	18.66	13.39	-35.72	49.11	259	z	Horizontal
6	14143.6440	-42.11	-25.00	17.11	18.22	-31.80	50.02	167	z	Horizontal

DC\_5A\_N77A 662000 100M DFT-s-OFDM RB Size-1 RB Offset-1 SCS 30KHz (ANT4) H



### Test Graph



○ Final Test

Suspected List										
NO.	Freq. [MHz]	Level [dBm]	Limit [dBm]	Margin [dB]	Factor [dB]	Path [dB]	Air [dB]	Angle [°]	EUT Pol.	Ant. Pol.
1	1422.4220	-62.17	-25.00	37.17	-8.51	-45.38	36.87	131	z	Vertical
2	2223.2230	-59.62	-25.00	34.62	-7.67	-47.07	39.40	272	z	Vertical
3	4401.4010	-54.8	-25.00	29.80	-5.72	-45.82	40.10	127	z	Vertical
4	7478.4780	-49.31	-25.00	24.31	7.27	-38.40	45.67	208	z	Vertical
5	11357.8580	-43.91	-25.00	18.91	13.53	-35.62	49.15	24	z	Vertical
6	14684.6850	-41.82	-25.00	16.82	19.26	-31.30	50.56	237	z	Vertical

DC\_5A\_N77A 662000 100M DFT-s-OFDM RB Size-1 RB Offset-1 SCS 30KHz (ANT4) V



## Test Uncertainty

Where relevant, the following measurement uncertainty levels have been estimated for test performed on the EUT as specified in CISPR 16-1-2:

Test items	Uncertainty
Output Power	$\pm 2.22$ dB
Bandwidth	$\pm 5\%$
Conducted Spurious Emission	$\pm 2.77$ dB
Band Edge	$\pm 2.77$ dB
Equivalent Isotropic Radiated Power	$\pm 2.22$ dB
Radiated Spurious Emissions	$\pm 6$ dB

When the test result is a critical value, we will use the measurement uncertainty give the judgment result based on the 95% confidence intervals.



## Annex A Testing Laboratory Information

### 1. Identification of the Responsible Testing Laboratory

<b>Company Name:</b>	Shenzhen Morlab Communications Technology Co., Ltd.
<b>Address:</b>	FL.3, Building A, FeiYang Science Park, No.8 LongChang Road, Block 67, BaoAn District, ShenZhen, GuangDong Province, P. R. China
<b>Telephone:</b>	+86 755 36698555
<b>Facsimile:</b>	+86 755 36698525

### 2. Identification of the Responsible Testing Location

<b>Name:</b>	Shenzhen Morlab Communications Technology Co., Ltd.
<b>Address:</b>	FL.3, Building A, FeiYang Science Park, No.8 LongChang Road, Block 67, BaoAn District, ShenZhen, GuangDong Province, P. R. China

### 3. Facilities and Accreditations

All measurement facilities used to collect the measurement data are located at FL.3, Building A, FeiYang Science Park, Block 67, BaoAn District, Shenzhen, 518101 P. R. China. The test site is constructed in conformance with the requirements of ANSI C63.10-2013 and CISPR Publication 22; the FCC designation number is CN1192, the test firm registration number is 226174.



#### 4. Test Equipments Utilized

##### 4.1 Conducted Test Equipments

Equipment Name	Serial No.	Type	Manufacturer	Cal. Date	Cal. Due
Power Splitter	NW521	1506A	Weinschel	N/A	N/A
Attenuator 1	(N/A.)	10dB	Resnet	N/A	N/A
Attenuator 2	(N/A.)	3dB	Resnet	N/A	N/A
EXA Signal Analyzer	MY54170556	N9030A	Keysight	2021.01.08	2022.01.07
USB Power Sensor	MY54210011	U2021XA	Agilent	2020.10.23	2021.10.22
System Simulator	6262012906	MT8000A	Anritsu	2020.10.28	2021.10.27
RF cable (30MHz-26GHz)	CB01	RF01	Morlab	N/A	N/A
Coaxial cable	CB02	RF02	Morlab	N/A	N/A
SMA connector	CN01	RF03	HUBER-SUHNER	N/A	N/A
Temperature Chamber	(N/A)	HUT705P	CHONGQING HANBA EXPERIMENTAL EQUIPMENT CO.,LTD	2020.10.26	2021.10.25
Computer	T430i	Think Pad	Lenovo	N/A	N/A
Test system	N/A	WCS FCC V1.0	CeSheng	N/A	N/A



**4.2 Radiated Test Equipments**

Loop Antenna	FMZB 1519B	00131	SCHWARZBEC K	2019/2/14	2022/2/13
Loop Antenna	FMZB 1519	1519-022	SCHWARZBEC K	2019/11/7	2022/11/6
Bi-Log Antenna	VULB 9163	9163-274	SCHWARZBEC K	2019/11/2 3	2022/11/22
Bi-Log Antenna	VULB 9163	9163-519	SCHWARZBEC K	2019/5/24	2022/5/23
Horn Antenna	BBHA 9120D	9120D-963	SCHWARZBEC K	2019/5/24	2022/5/23
Horn Antenna	BBHA 9120D	01774	SCHWARZBEC K	2019/7/26	2022/7/25
Horn Antenna	BBHA9170	BBHA9170#77 3	SCHWARZBEC K	2019/7/26	2022/7/25
Horn Antenna	BBHA9170	BBHA9170#77 4	SCHWARZBEC K	2019/7/26	2022/7/25
Receiver	N9038A	MY54130016	Agilent	2021/7/16	2022/7/15
Receiver	N9038A	MY56400093	KEYSIGHT	2021/3/9	2022/3/8
Receiver	PMM 9010	595WX11007	PMM	2021/4/2	2022/4/1
Receiver	PMM 9060	001WX1100	PMM	2021/3/30	2022/3/29
Signal Analyzer	N9020A	MY56060145	Agilent	2021/7/26	2022/7/25
6db Attenuator	BW-N6W5+	E191001	Mini-circuits	2021/10/1 8	2022/10/17
Preamplifier	S020180L3203	61171/61172	LUCIX CORP.	2021/7/16	2022/7/15
Preamplifier	S10M100L380 2	46732	LUCIX CORP.	2021/7/16	2022/7/15
Preamplifier	S150300L3202	71136	LUCIX CORP.	2021/7/16	2022/7/15
System Simulator	CMW500	152038	R&S	2021/10/2 1	2022/10/20
System Simulator	8960-E5515C	MY48364176	Agilent	2021/3/25	2022/3/24
System Simulator	MT8000A	6262148249	anritsu	2021/9/17	2022/9/16



REPORT No.: SZ21100132W11

System Simulator	MT8821C	6261830572	anritsu	2021/2/25	2022/2/24
------------------	---------	------------	---------	-----------	-----------

————— END OF REPORT —————