

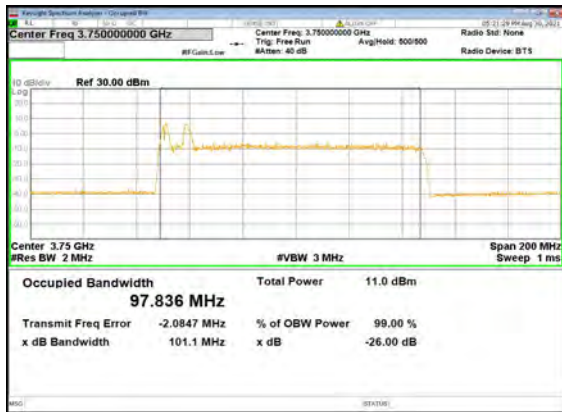
B5_N77(100M)_DFT-s-OFDM_16
QAM_Outer_Full_Low_CH



B5_N77(100M)_DFT-s-OFDM_64
QAM_Outer_Full_Low_CH



B5_N77(100M)_DFT-s-OFDM_256
QAM_Outer_Full_Low_CH



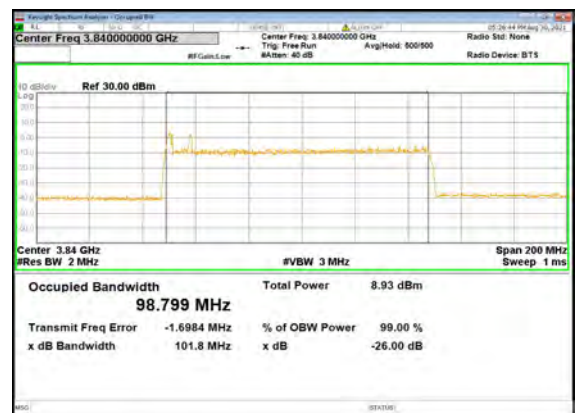
B5_N77(100M)_CP-OFDM_QPSK_Outer_Ful
I_Low_CH



B5_N77(100M)_DFT-s-OFDM_PI_2-BPSK_Outer
_Full_Mid_CH

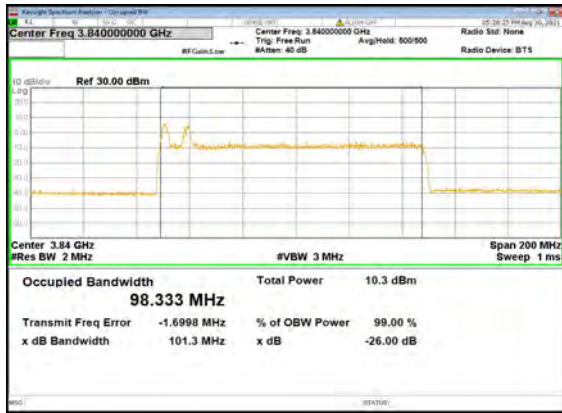


B5_N77(100M)_DFT-s-OFDM_QPSK_Outer_
Full_Mid_CH





B5_N77(100M)_DFT-s-OFDM_16
QAM_Outer_Full_Mid_CH



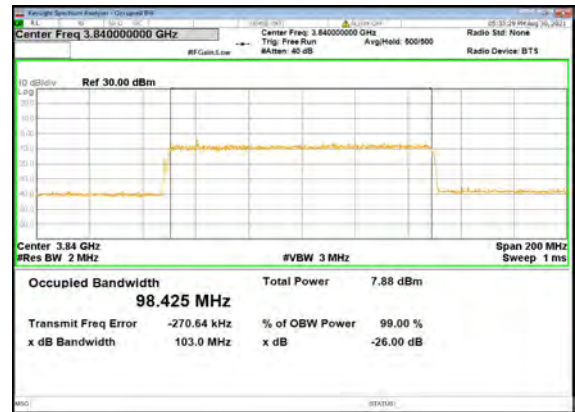
B5_N77(100M)_DFT-s-OFDM_64
QAM_Outer_Full_Mid_CH



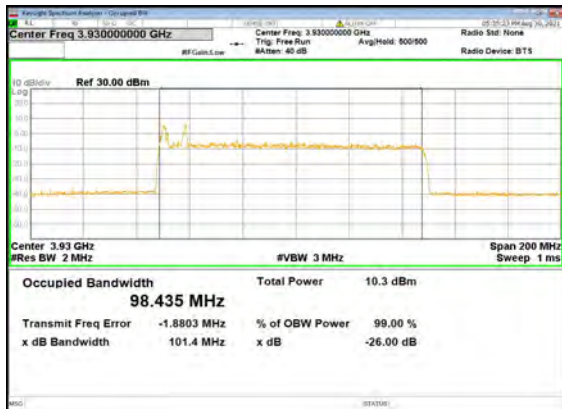
B5_N77(100M)_DFT-s-OFDM_256
QAM_Outer_Full_Mid_CH



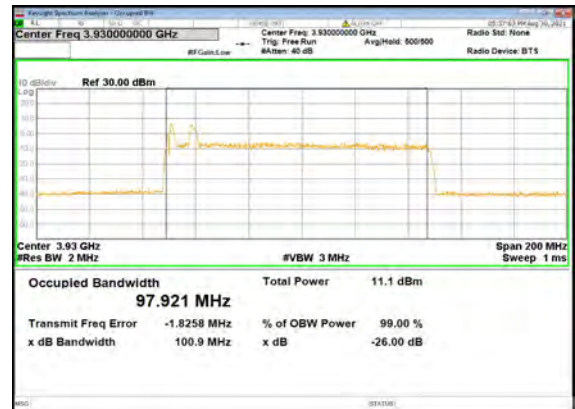
B5_N77(100M)_CP-OFDM_QPSK_Outer_Ful
I_Mid_CH



B5_N77(100M)_DFT-s-OFDM_PI_2-BPSK_Outer
_Full_High_CH



B5_N77(100M)_DFT-s-OFDM_QPSK_Outer_
Full_High_CH



B5_N77(100M)_DFT-s-OFDM_16
QAM_Outer_Full_High_CH



B5_N77(100M)_DFT-s-OFDM_64
QAM_Outer_Full_High_CH



B5_N77(100M)_DFT-s-OFDM_256
QAM_Outer_Full_High_CH



B5_N77(100M)_CP-OFDM_QPSK_Outer_Ful
I_High_CH



2.3. Frequency Stability

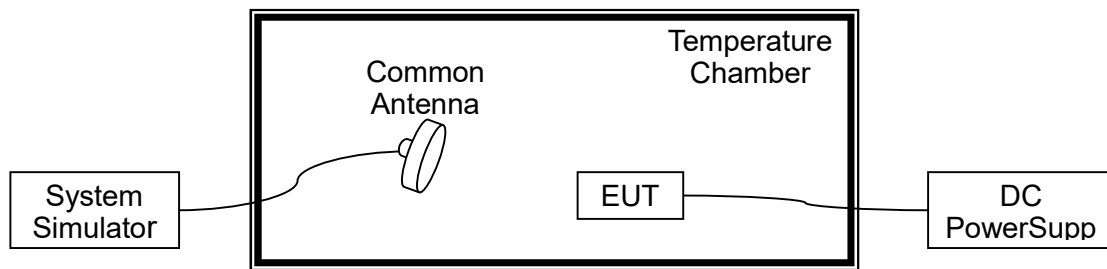
2.3.1. Requirement

According to FCC section 2.1055 & 22.355 & 24.235 & 27.54, the frequency stability shall be sufficient to ensure that the fundamental emission stays within the authorized frequency block. According to FCC section 2.1055, the test conditions are:

- (a) The temperature is varied from -30°C to $+50^{\circ}\text{C}$ at intervals of not more than 10°C .
- (b) For hand carried battery powered equipment, the primary supply voltage is reduced to the battery operating end point which shall be specified by the manufacture. The supply voltage shall be measured at the input to the cable normally provided with the equipment, or at the power supply terminals if cables are not normally provided.

Note: The operating temperature of EUT is from 0°C to 35°C , which are specified by the applicant.

2.3.2. Test Description



The EUT which is powered by the DC Power Supply directly, is located in the Temperature Chamber. The EUT is commanded by the System Simulator (SS) to operate at the maximum output power. A call is established between the EUT and the SS via a Common Antenna.

2.3.3. Test procedure

KDB 971168 D01v03 Section 9.0 and ANSI/TIA-603-E-2016.

2.3.4. Test Result

The nominal, highest and lowest extreme voltages are separately 3.85VDC, 4.4VDC and 3.55VDC, which are specified by the applicant; the normal temperature here used is 20°C .



NR n2, QPSK, Channel 376000, SCS 15kHz, Frequency 1880MHz Limit =±2.5ppm					
Voltage (%)	Power (VDC)	Temp (°C)	Fre. Dev. (Hz)	Deviation (ppm)	Result
100	3.85	+20 (Ref)	24	0.013	PASS
100		-10	30	0.016	
100		0	17	0.009	
100		+10	27	0.014	
100		+20	-24	-0.013	
100		+30	-20	-0.011	
100		+40	44	0.023	
100		+50	-19	-0.010	
100		+55	-22	-0.012	
115		4.4	+20	46	
85	3.55	+20	34	0.018	

NR n5, QPSK, Channel 167300, SCS 15kHz, Frequency 836.5MHz Limit =±2.5ppm					
Voltage (%)	Power (VDC)	Temp (°C)	Fre. Dev. (Hz)	Deviation (ppm)	Result
100	3.85	+20 (Ref)	17	0.020	PASS
100		-10	28	0.033	
100		0	27	0.032	
100		+10	37	0.044	
100		+20	-13	-0.016	
100		+30	22	0.026	
100		+40	13	0.016	
100		+50	35	0.042	
100		+55	24	0.029	
115		4.4	+20	43	
85	3.55	+20	19	0.023	

NR n66, QPSK, Channel 349000, SCS 15kHz, Frequency 1745MHz Limit =±2.5ppm					
Voltage (%)	Power (VDC)	Temp (°C)	Fre. Dev. (Hz)	Deviation (ppm)	Result
100	3.85	+20 (Ref)	28	0.016	PASS
100		-10	35	0.020	



100		0	-22	-0.013	
100		+10	21	0.012	
100		+20	32	0.018	
100		+30	22	0.013	
100		+40	24	0.014	
100		+50	26	0.015	
100		+55	13	0.007	
115	4.4	+20	-27	-0.015	
85	3.55	+20	28	0.016	

NR n77, QPSK, Channel 650000, SCS 30kHz, Frequency 3750MHz Limit =±2.5ppm					
Voltage (%)	Power (VDC)	Temp (°C)	Fre. Dev. (Hz)	Deviation (ppm)	Result
100	3.85	+20 (Ref)	26	0.007	PASS
100		-10	45	0.012	
100		0	29	0.008	
100		+10	-17	-0.005	
100		+20	-19	-0.005	
100		+30	48	0.013	
100		+40	18	0.005	
100		+50	-19	-0.005	
100		+55	20	0.005	
115	4.4	+20	-27	-0.007	
85	3.55	+20	18	0.005	

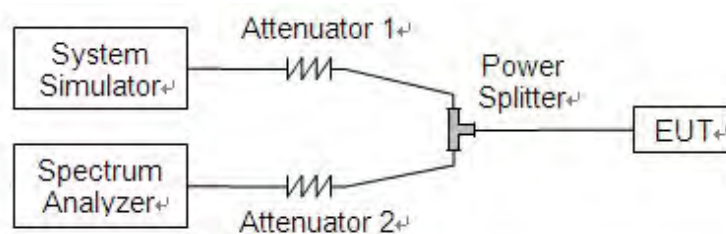
2.4. Peak to Average Ratio

2.4.1. Requirement

According to FCC section 24.232(d), 27.50(d)(5), 27.50(j)(4), the peak to average ratio (PAR) of the transmission may not exceed 13dB.

2.4.2. Test Description

Test Set:



The EUT is coupled to the Spectrum Analyzer (SA) and the System Simulator (SS) with Attenuators through the Power Splitter; the RF load attached to the EUT antenna terminal is 50 Ohm; the path loss as the factor is calibrated to correct the reading. The EUT is commanded by the SS to operate at the maximum output power. A call is established between the EUT and the SS.

2.4.3. Test procedure

KDB 971168 D01v03 Section 5.7 and ANSI/TIA-603-E-2016.

2.4.4. Test Result

Record the maximum PAPR level associated with a probability of 0.1%.



13A_N2					
BW(MHz)	Channel Level	Modulation	Peak to Average Radio(dB)	Limit (dB)	Verdict
5	Low	BPSK	4.26	<=13	PASS
5	Low	QPSK	5.67	<=13	PASS
5	Mid	BPSK	4.52	<=13	PASS
5	Mid	QPSK	5.66	<=13	PASS
5	High	BPSK	4.51	<=13	PASS
5	High	QPSK	5.61	<=13	PASS
10	Low	BPSK	4.39	<=13	PASS
10	Low	QPSK	5.74	<=13	PASS
10	Mid	BPSK	4.61	<=13	PASS
10	Mid	QPSK	5.73	<=13	PASS
10	High	BPSK	4.49	<=13	PASS
10	High	QPSK	4.65	<=13	PASS
15	Low	BPSK	4.96	<=13	PASS
15	Low	QPSK	6.16	<=13	PASS
15	Mid	BPSK	4.79	<=13	PASS
15	Mid	QPSK	5.52	<=13	PASS
15	High	BPSK	4.77	<=13	PASS
15	High	QPSK	5.10	<=13	PASS
20	Low	BPSK	4.82	<=13	PASS
20	Low	QPSK	5.46	<=13	PASS
20	Mid	BPSK	4.90	<=13	PASS
20	Mid	QPSK	5.42	<=13	PASS
20	High	BPSK	4.48	<=13	PASS
20	High	QPSK	5.04	<=13	PASS



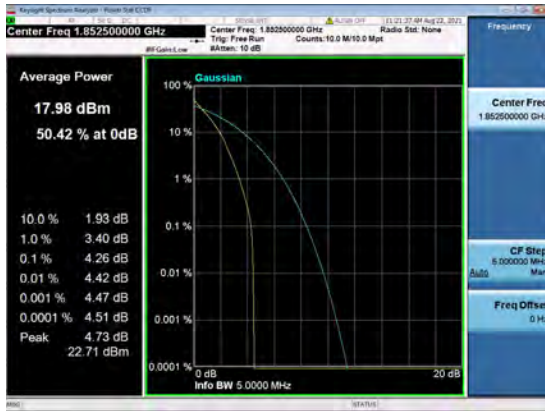
13A_N66					
BW(MHz)	Channel Level	Modulation	Peak to Average Radio(dB)	Limit (dB)	Verdict
5	Low	BPSK	4.93	<=13	PASS
5	Low	QPSK	6.02	<=13	PASS
5	Mid	BPSK	4.76	<=13	PASS
5	Mid	QPSK	4.91	<=13	PASS
5	High	BPSK	4.51	<=13	PASS
5	High	QPSK	4.47	<=13	PASS
10	Low	BPSK	4.95	<=13	PASS
10	Low	QPSK	6.19	<=13	PASS
10	Mid	BPSK	4.52	<=13	PASS
10	Mid	QPSK	5.22	<=13	PASS
10	High	BPSK	4.16	<=13	PASS
10	High	QPSK	5.27	<=13	PASS
15	Low	BPSK	4.68	<=13	PASS
15	Low	QPSK	5.96	<=13	PASS
15	Mid	BPSK	4.55	<=13	PASS
15	Mid	QPSK	5.44	<=13	PASS
15	High	BPSK	4.28	<=13	PASS
15	High	QPSK	5.04	<=13	PASS
20	Low	BPSK	4.74	<=13	PASS
20	Low	QPSK	5.83	<=13	PASS
20	Mid	BPSK	4.28	<=13	PASS
20	Mid	QPSK	5.45	<=13	PASS
20	High	BPSK	4.67	<=13	PASS
20	High	QPSK	5.15	<=13	PASS



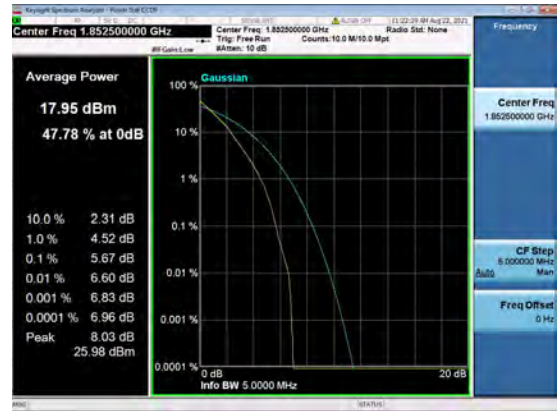
5A_N77					
BW(MHz)	Channel Level	Modulation	Peak to Average Radio(dB)	Limit (dB)	Verdict
30	Low	BPSK	11.93	<=13	PASS
30	Low	QPSK	10.84	<=13	PASS
30	Mid	BPSK	11.00	<=13	PASS
30	Mid	QPSK	12.07	<=13	PASS
30	High	BPSK	10.84	<=13	PASS
30	High	QPSK	11.67	<=13	PASS
40	Low	BPSK	9.88	<=13	PASS
40	Low	QPSK	11.11	<=13	PASS
40	Mid	BPSK	10.90	<=13	PASS
40	Mid	QPSK	11.27	<=13	PASS
40	High	BPSK	10.30	<=13	PASS
40	High	QPSK	10.68	<=13	PASS
60	Low	BPSK	9.42	<=13	PASS
60	Low	QPSK	11.85	<=13	PASS
60	Mid	BPSK	10.59	<=13	PASS
60	Mid	QPSK	10.98	<=13	PASS
60	High	BPSK	9.58	<=13	PASS
60	High	QPSK	11.79	<=13	PASS
80	Low	BPSK	11.82	<=13	PASS
80	Low	QPSK	11.74	<=13	PASS
80	Mid	BPSK	9.91	<=13	PASS
80	Mid	QPSK	11.68	<=13	PASS
80	High	BPSK	10.10	<=13	PASS
80	High	QPSK	11.58	<=13	PASS
100	Low	BPSK	10.07	<=13	PASS
100	Low	QPSK	11.08	<=13	PASS
100	Mid	BPSK	10.41	<=13	PASS
100	Mid	QPSK	10.55	<=13	PASS
100	High	BPSK	10.22	<=13	PASS
100	High	QPSK	12.05	<=13	PASS



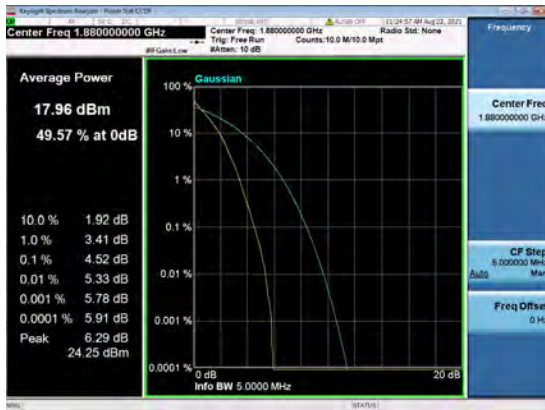
B13_N2(5M)_DFT-s-OFDM_PI_2-BPSK_Outer_Full_Low_CH



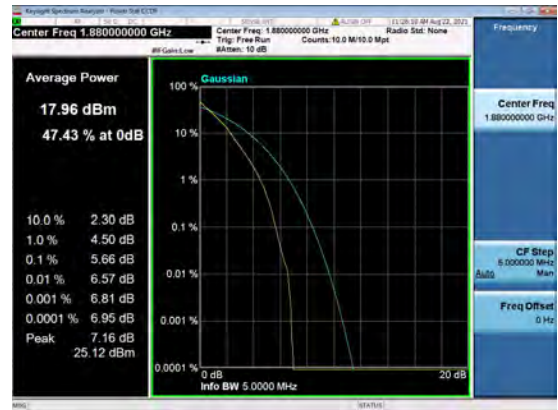
B13_N2(5M)_DFT-s-OFDM_QPSK_Outer_Full_Low_CH



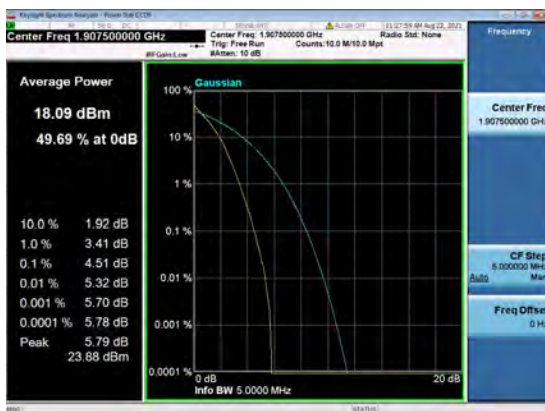
B13_N2(5M)_DFT-s-OFDM_PI_2-BPSK_Outer_Full_Mid_CH



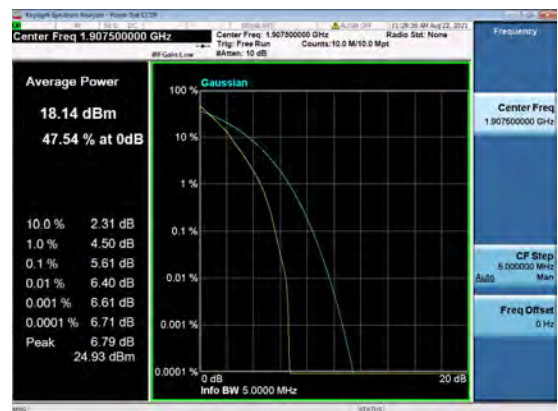
B13_N2(5M)_DFT-s-OFDM_QPSK_Outer_Full_Mid_CH



B13_N2(5M)_DFT-s-OFDM_PI_2-BPSK_Outer_Full_High_CH

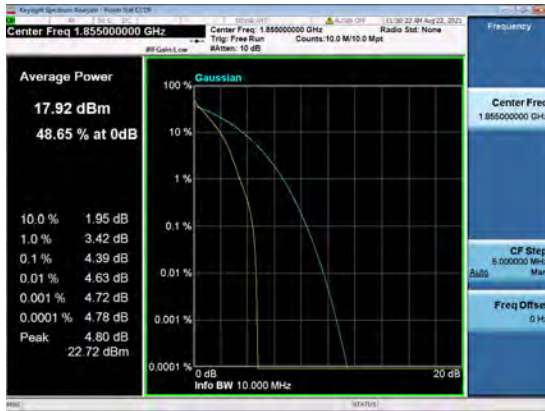


B13_N2(5M)_DFT-s-OFDM_QPSK_Outer_Full_High_CH

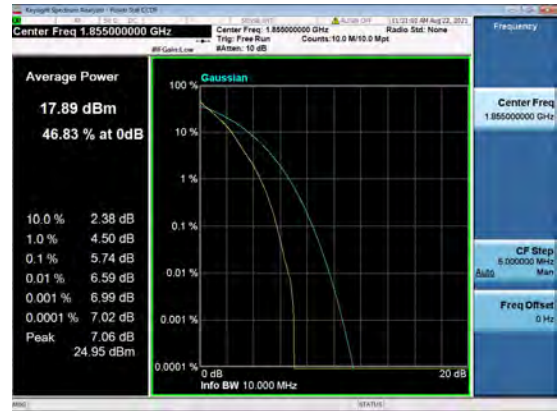




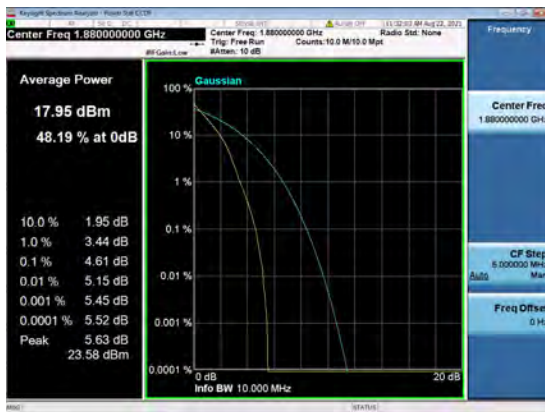
B13_N2(10M)_DFT-s-OFDM_PI_2-BPSK_Outer_Full_Low_CH



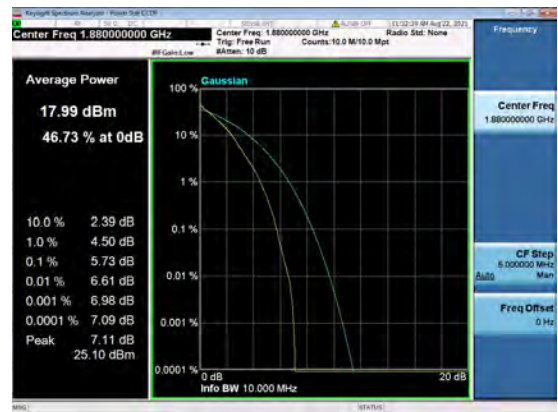
B13_N2(10M)_DFT-s-OFDM_QPSK_Outer_Full_Low_CH



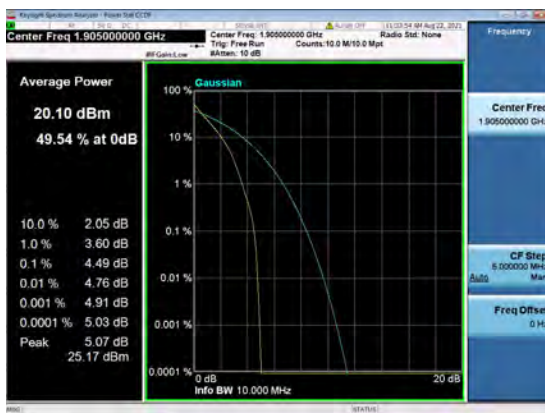
B13_N2(10M)_DFT-s-OFDM_PI_2-BPSK_Outer_Full_Mid_CH



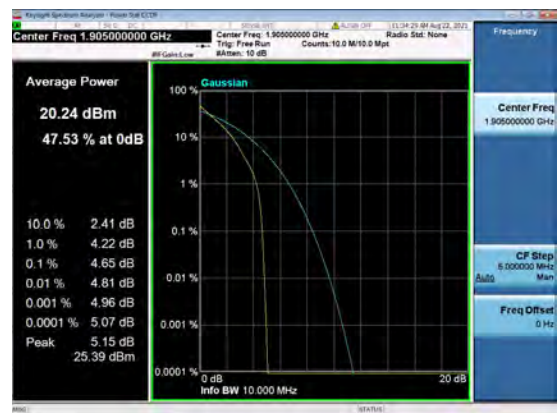
B13_N2(10M)_DFT-s-OFDM_QPSK_Outer_Full_Mid_CH



B13_N2(10M)_DFT-s-OFDM_PI_2-BPSK_Outer_Full_High_CH

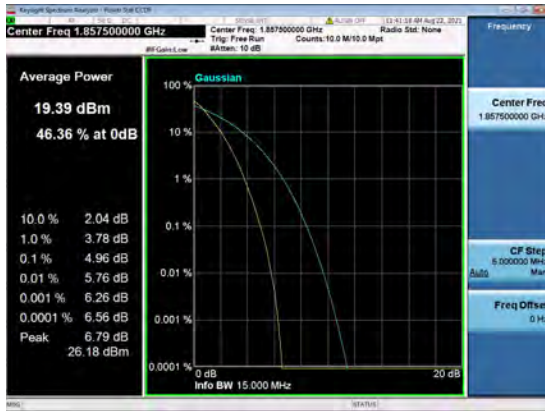


B13_N2(10M)_DFT-s-OFDM_QPSK_Outer_Full_High_CH

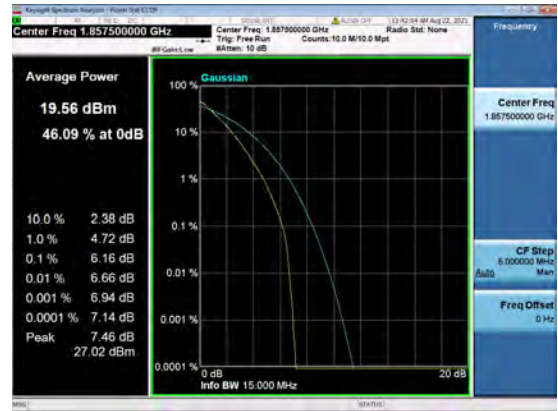




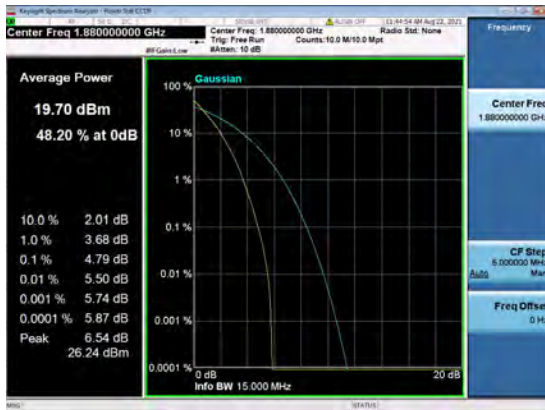
B13_N2(15M)_DFT-s-OFDM_PI_2-BPSK_Outer_Full_Low_CH



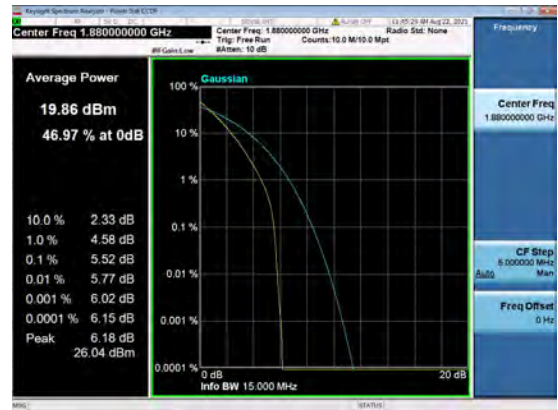
B13_N2(15M)_DFT-s-OFDM_QPSK_Outer_Full_Low_CH



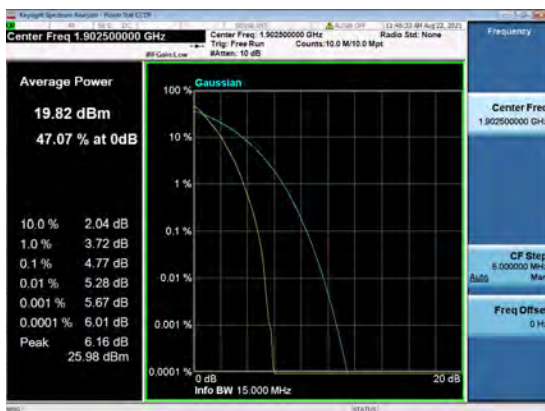
B13_N2(15M)_DFT-s-OFDM_PI_2-BPSK_Outer_Full_Mid_CH



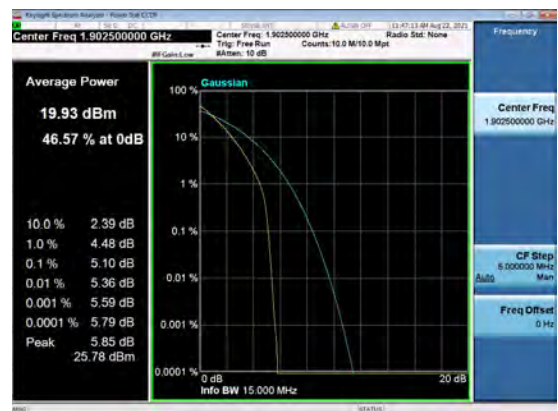
B13_N2(15M)_DFT-s-OFDM_QPSK_Outer_Full_Mid_CH



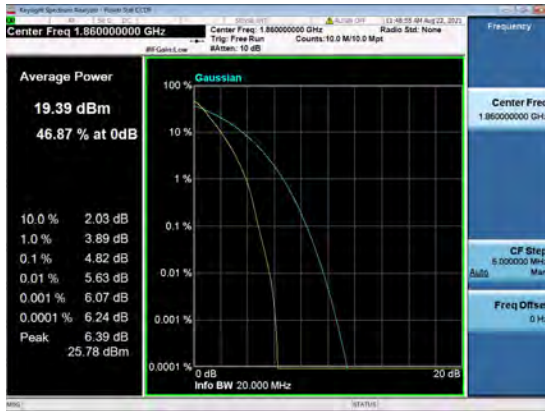
B13_N2(15M)_DFT-s-OFDM_PI_2-BPSK_Outer_Full_High_CH



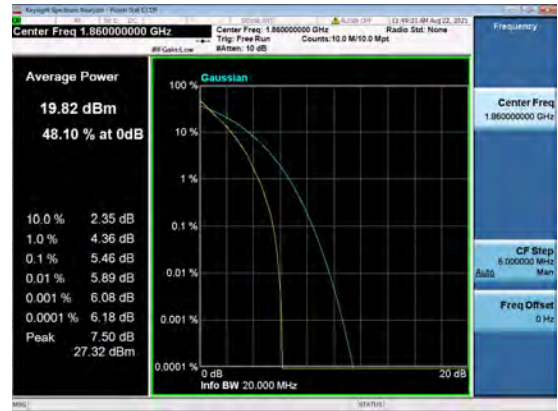
B13_N2(15M)_DFT-s-OFDM_QPSK_Outer_Full_High_CH



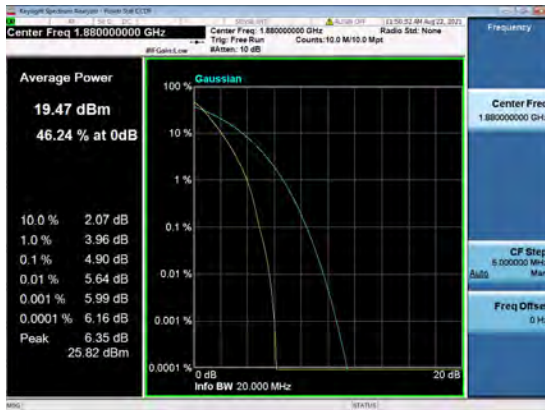
B13_N2(20M)_DFT-s-OFDM_PI_2-BPSK_Outer_Full_Low_CH



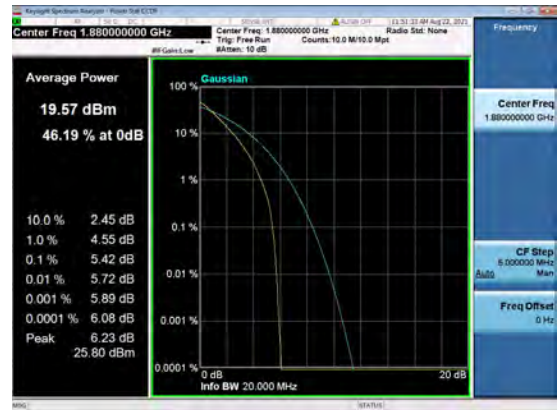
B13_N2(20M)_DFT-s-OFDM_QPSK_Outer_Full_Low_CH



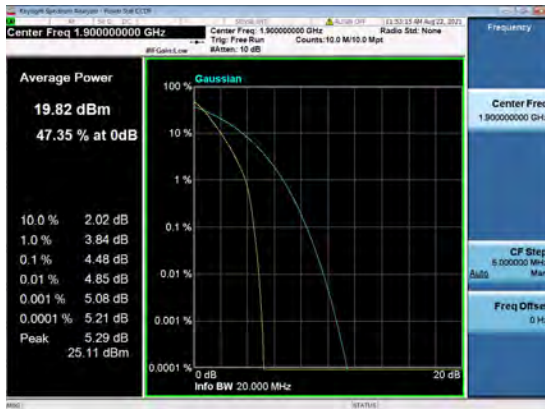
B13_N2(20M)_DFT-s-OFDM_PI_2-BPSK_Outer_Full_Mid_CH



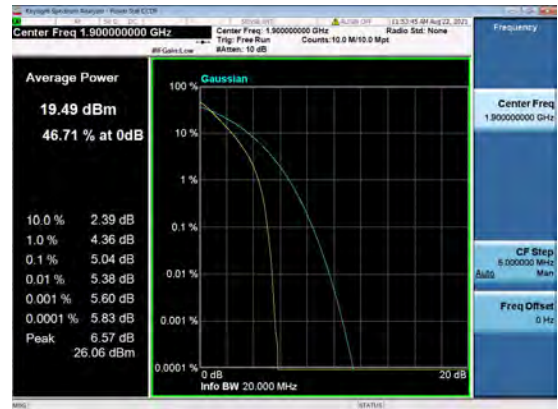
B13_N2(20M)_DFT-s-OFDM_QPSK_Outer_Full_Mid_CH



B13_N2(20M)_DFT-s-OFDM_PI_2-BPSK_Outer_Full_High_CH

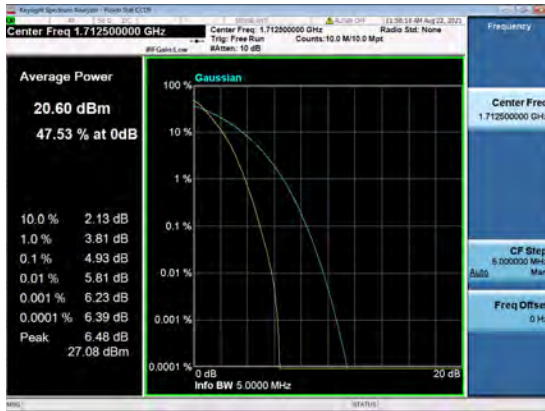


B13_N2(20M)_DFT-s-OFDM_QPSK_Outer_Full_High_CH

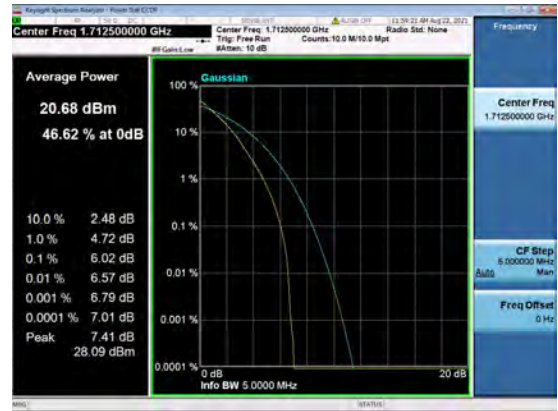




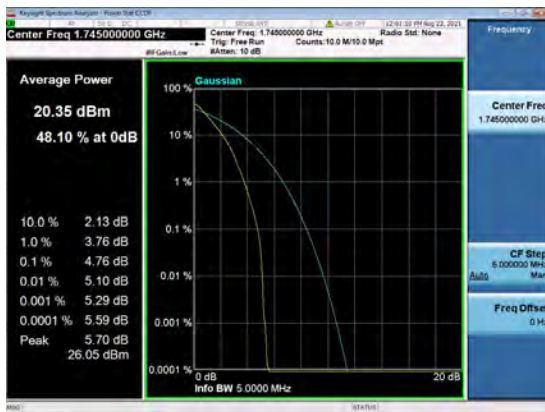
B13_N66(5M)_DFT-s-OFDM_PI_2-BPSK_Outer_Full_Low_CH



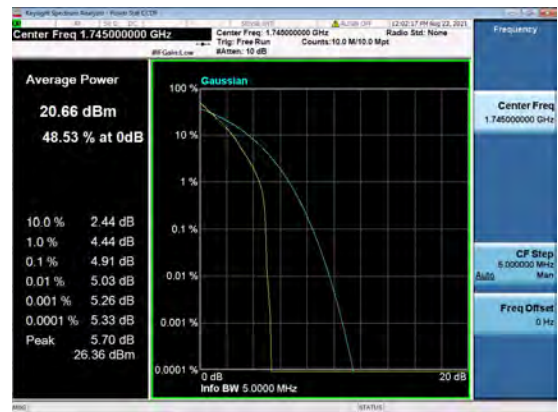
B13_N66(5M)_DFT-s-OFDM_QPSK_Outer_Full_Low_CH



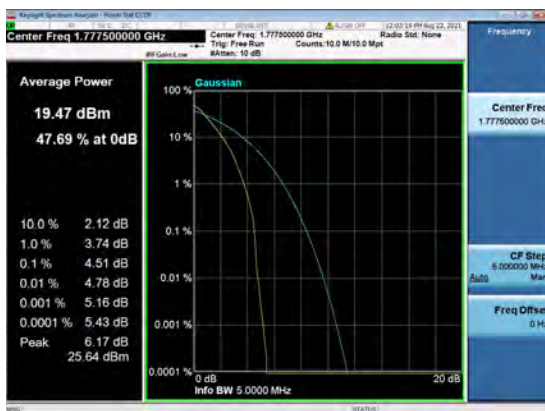
B13_N66(5M)_DFT-s-OFDM_PI_2-BPSK_Outer_Full_Mid_CH



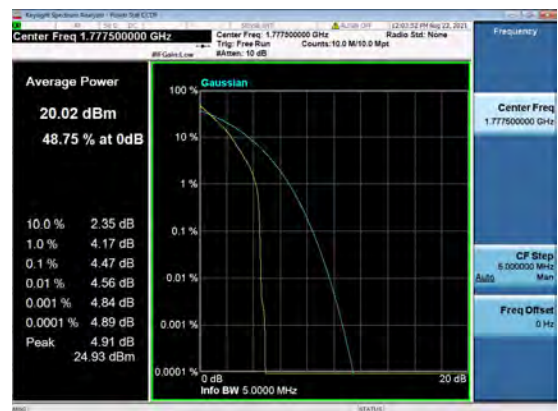
B13_N66(5M)_DFT-s-OFDM_QPSK_Outer_Full_Mid_CH



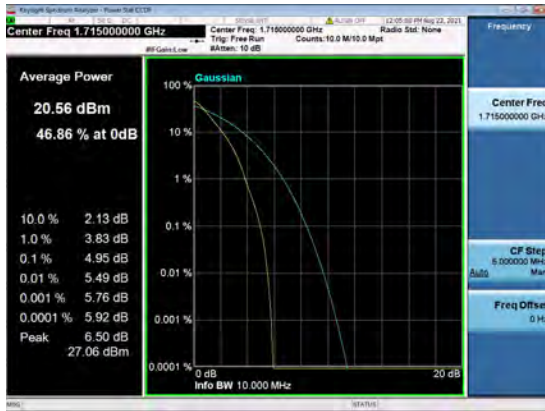
B13_N66(5M)_DFT-s-OFDM_PI_2-BPSK_Outer_Full_High_CH



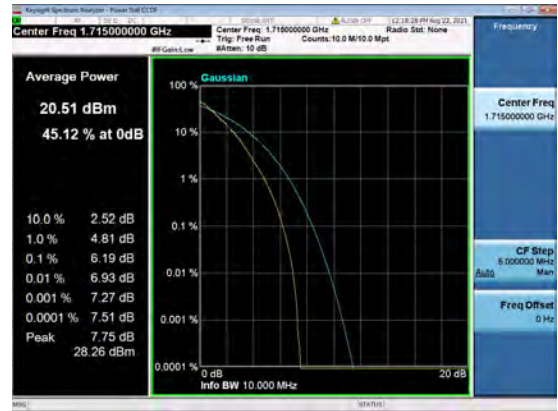
B13_N66(5M)_DFT-s-OFDM_QPSK_Outer_Full_High_CH



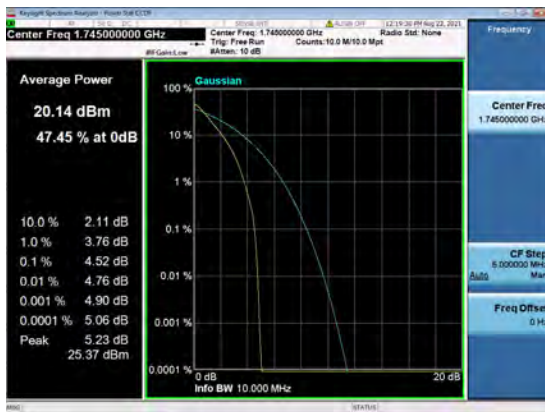
B13_N66(10M)_DFT-s-OFDM_PI_2-BPSK_Outer_Full_Low_CH



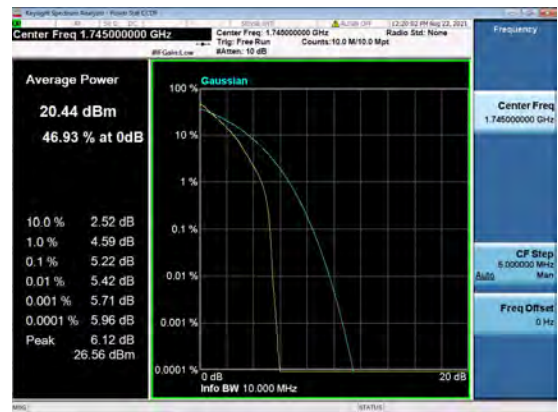
B13_N66(10M)_DFT-s-OFDM_QPSK_Outer_Full_Low_CH



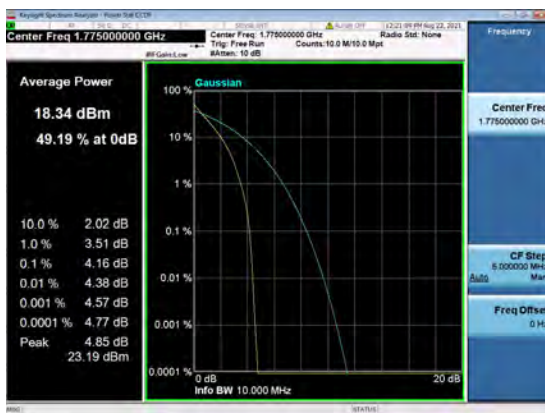
B13_N66(10M)_DFT-s-OFDM_PI_2-BPSK_Outer_Full_Mid_CH



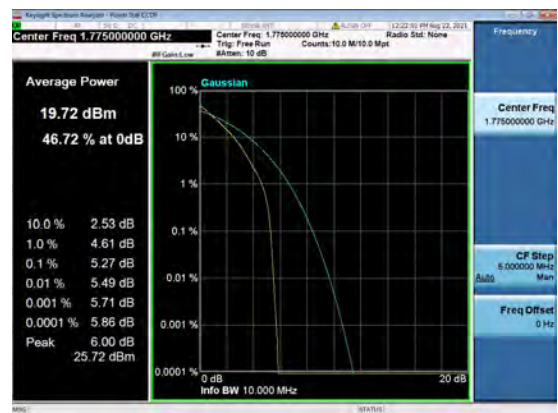
B13_N66(10M)_DFT-s-OFDM_QPSK_Outer_Full_Mid_CH



B13_N66(10M)_DFT-s-OFDM_PI_2-BPSK_Outer_Full_High_CH

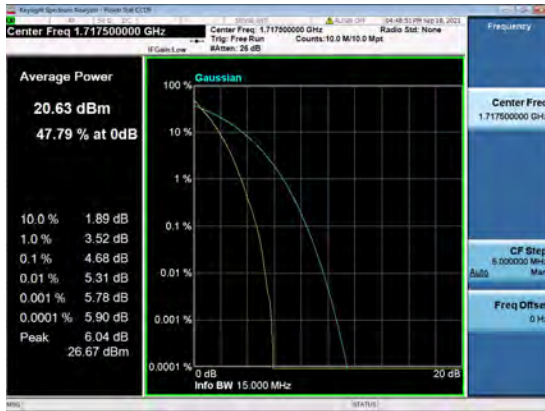


B13_N66(10M)_DFT-s-OFDM_QPSK_Outer_Full_High_CH

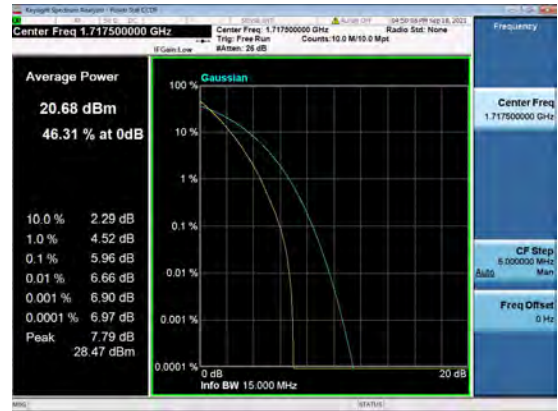




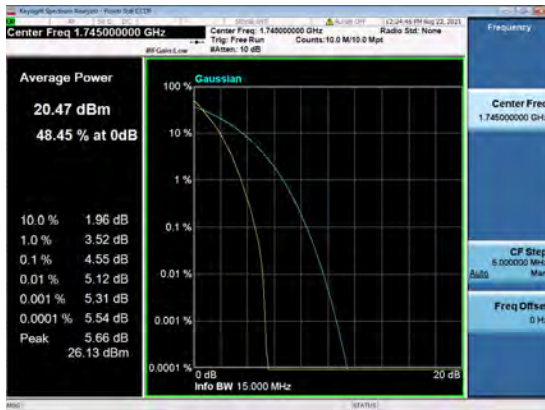
B13_N66(15M)_DFT-s-OFDM_PI_2-BPSK_Outer_Full_Low_CH



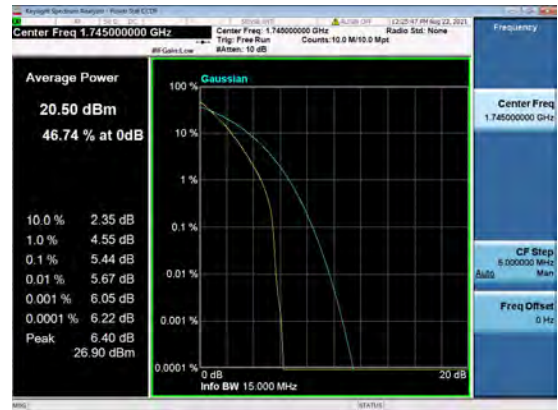
B13_N66(15M)_DFT-s-OFDM_QPSK_Outer_Full_Low_CH



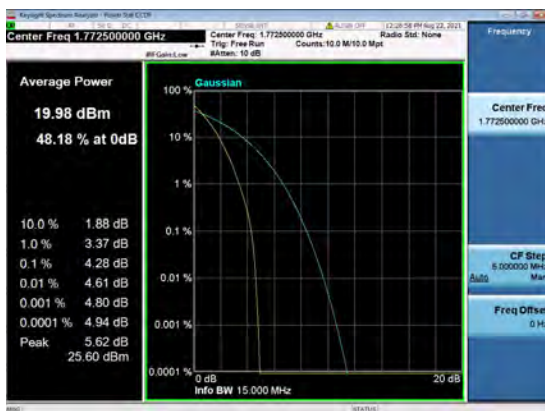
B13_N66(15M)_DFT-s-OFDM_PI_2-BPSK_Outer_Full_Mid_CH



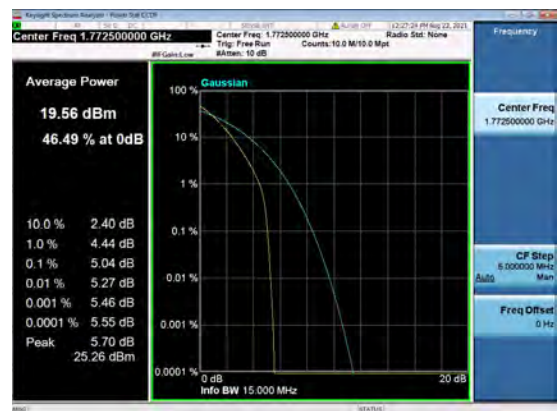
B13_N66(15M)_DFT-s-OFDM_QPSK_Outer_Full_Mid_CH



B13_N66(15M)_DFT-s-OFDM_PI_2-BPSK_Outer_Full_High_CH

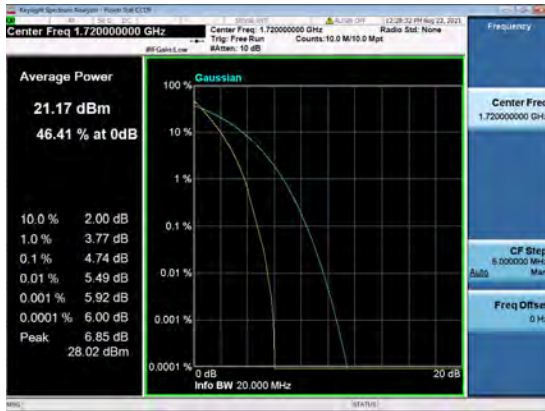


B13_N66(15M)_DFT-s-OFDM_QPSK_Outer_Full_High_CH

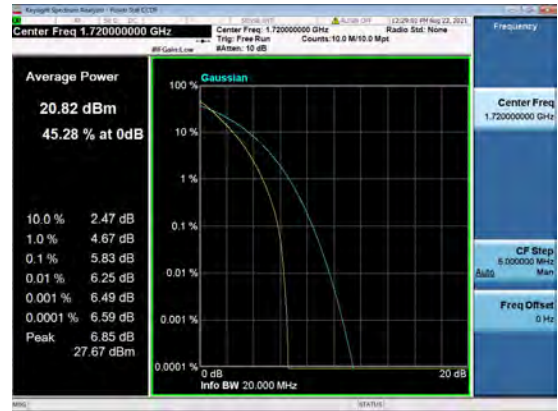




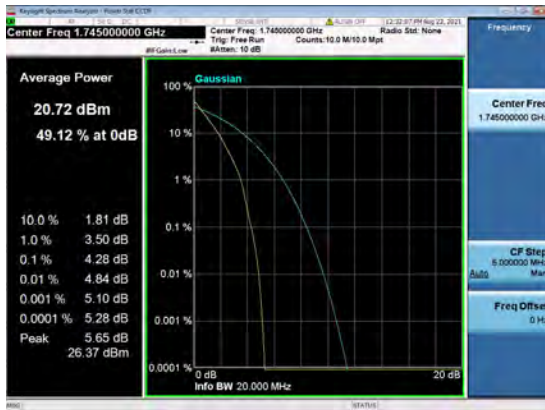
B13_N66(20M)_DFT-s-OFDM_PI_2-BPSK_Outer_Full_Low_CH



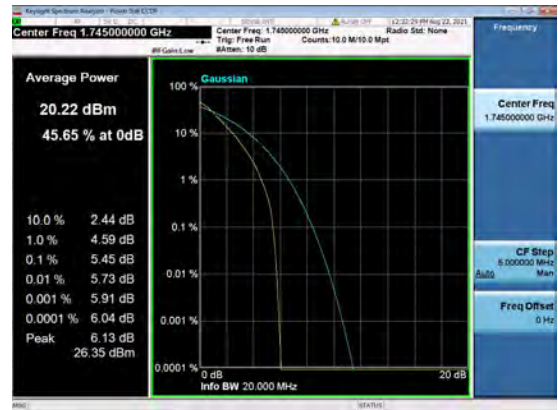
B13_N66(20M)_DFT-s-OFDM_QPSK_Outer_Full_Low_CH



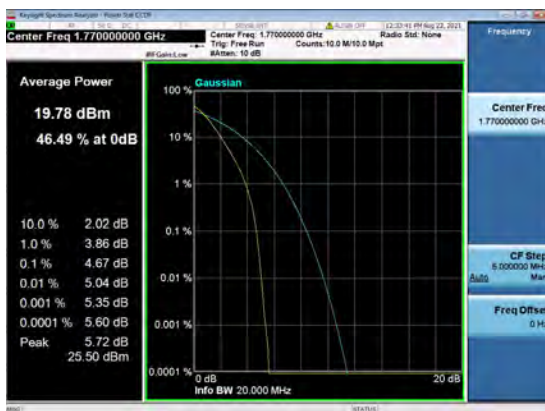
B13_N66(20M)_DFT-s-OFDM_PI_2-BPSK_Outer_Full_Mid_CH



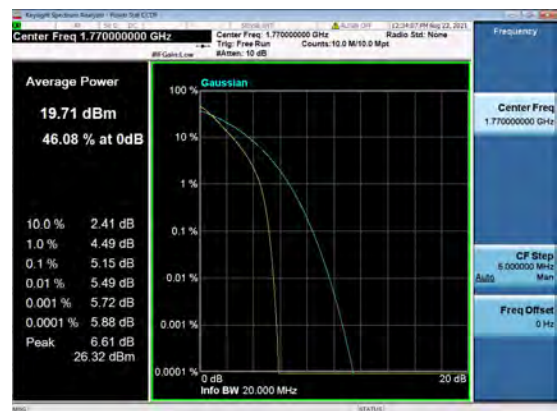
B13_N66(20M)_DFT-s-OFDM_QPSK_Outer_Full_Mid_CH



B13_N66(20M)_DFT-s-OFDM_PI_2-BPSK_Outer_Full_High_CH

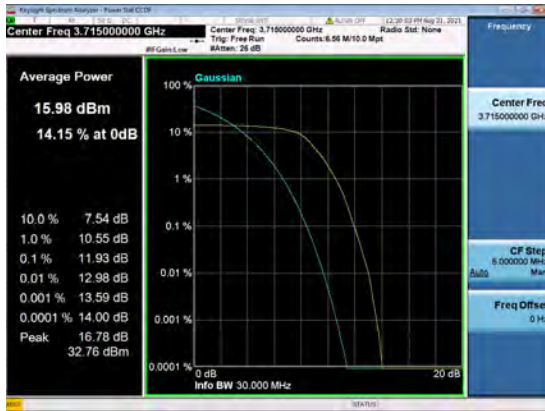


B13_N66(20M)_DFT-s-OFDM_QPSK_Outer_Full_High_CH

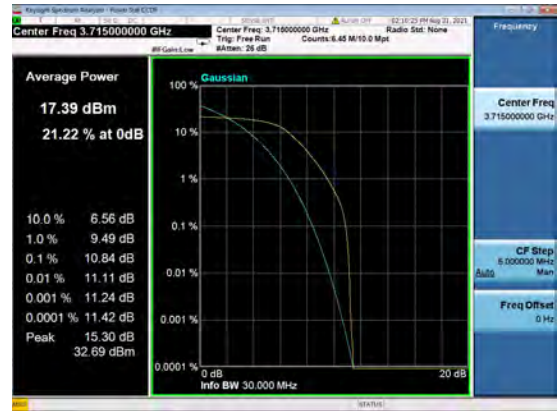




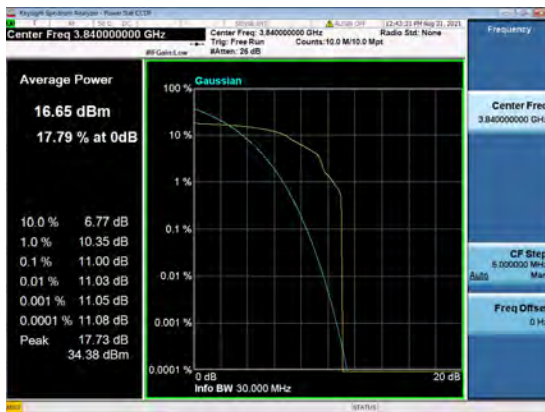
B5_N77(30M)_DFT-s-OFDM_PI_2-BPSK_Outer_Full_Low_CH



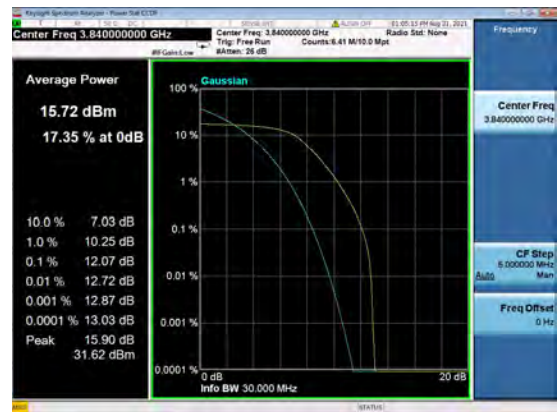
B5_N77(30M)_DFT-s-OFDM_QPSK_Outer_Full_Low_CH



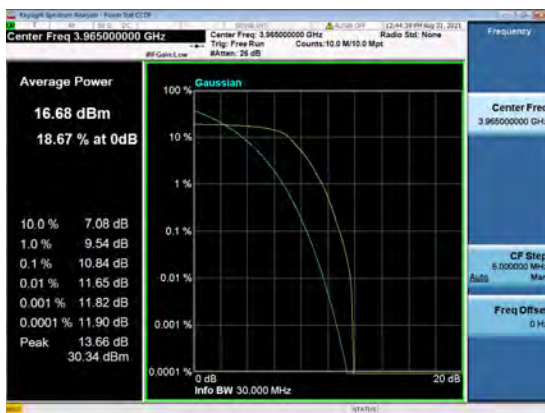
B5_N77(30M)_DFT-s-OFDM_PI_2-BPSK_Outer_Full_Mid_CH



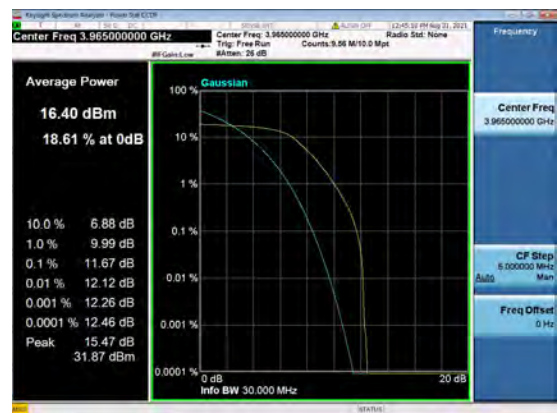
B5_N77(30M)_DFT-s-OFDM_QPSK_Outer_Full_Mid_CH



B5_N77(30M)_DFT-s-OFDM_PI_2-BPSK_Outer_Full_High_CH

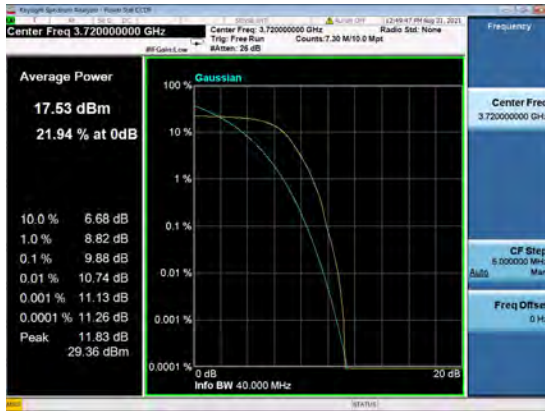


B5_N77(30M)_DFT-s-OFDM_QPSK_Outer_Full_High_CH

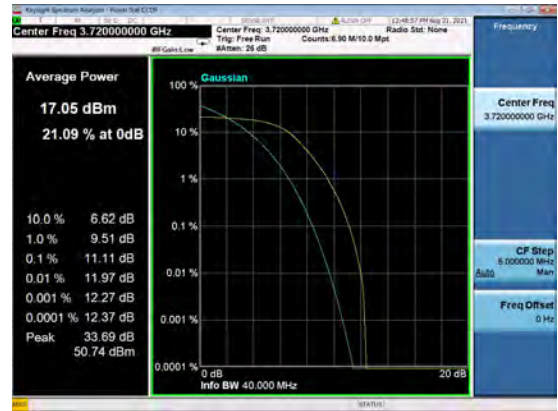




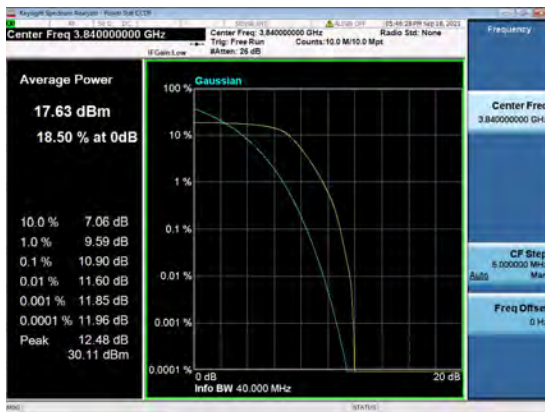
B5_N77(40M)_DFT-s-OFDM_PI_2-BPSK_Outer_Full_Low_CH



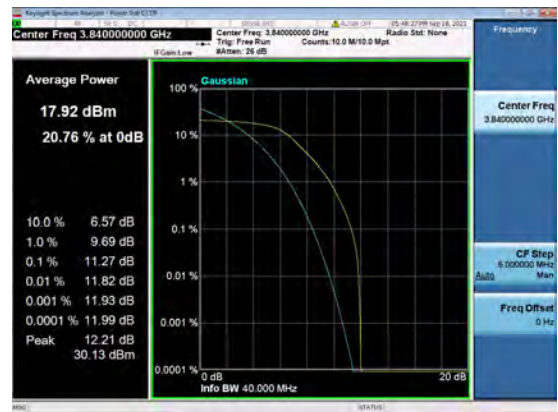
B5_N77(40M)_DFT-s-OFDM_QPSK_Outer_Full_Low_CH



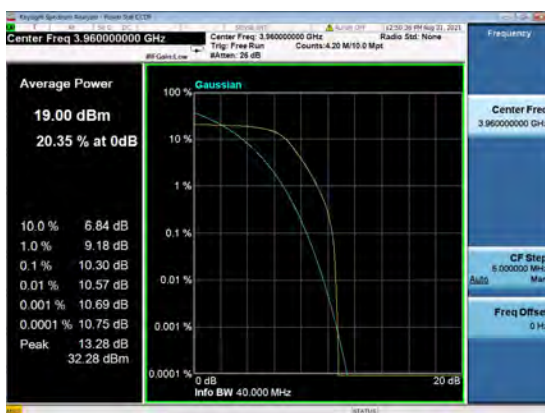
B5_N77(40M)_DFT-s-OFDM_PI_2-BPSK_Outer_Full_Mid_CH



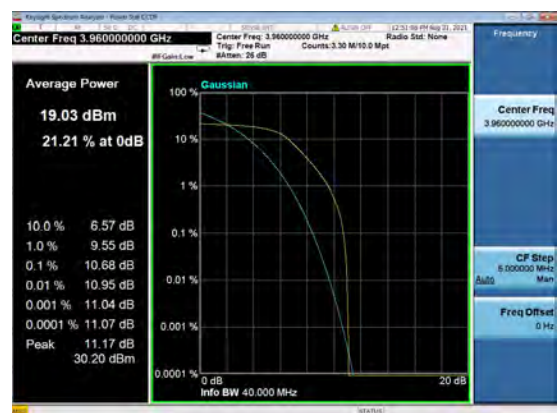
B5_N77(40M)_DFT-s-OFDM_QPSK_Outer_Full_Mid_CH



B5_N77(40M)_DFT-s-OFDM_PI_2-BPSK_Outer_Full_High_CH

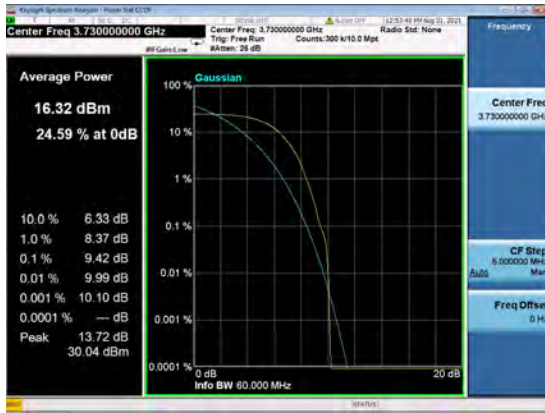


B5_N77(40M)_DFT-s-OFDM_QPSK_Outer_Full_High_CH

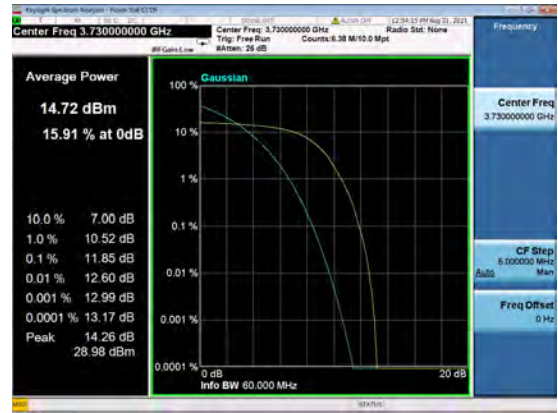




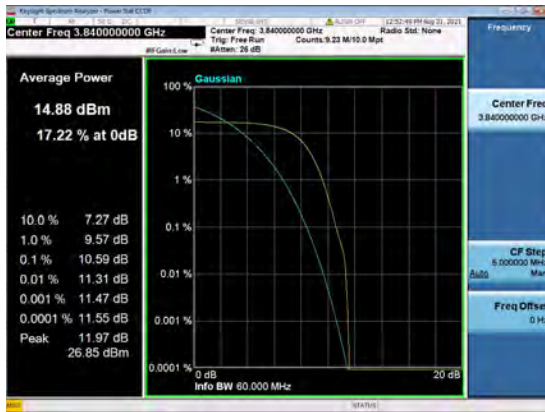
B5_N77(60M)_DFT-s-OFDM_PI_2-BPSK_Outer_Full_Low_CH



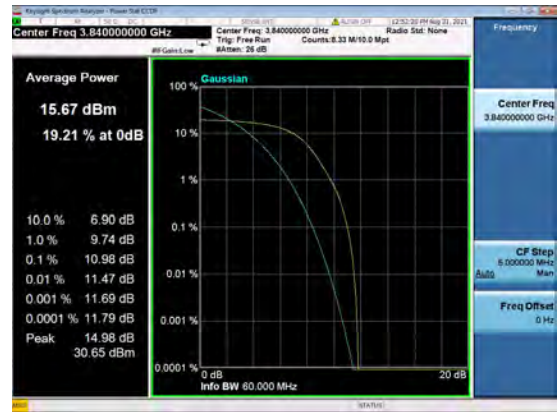
B5_N77(60M)_DFT-s-OFDM_QPSK_Outer_Full_Low_CH



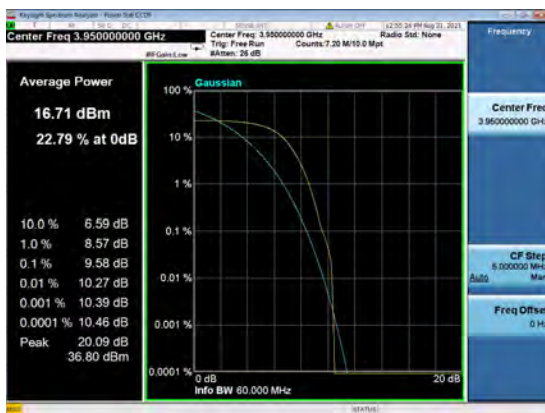
B5_N77(60M)_DFT-s-OFDM_PI_2-BPSK_Outer_Full_Mid_CH



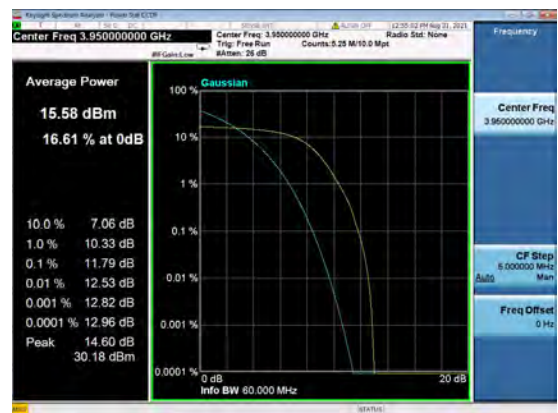
B5_N77(60M)_DFT-s-OFDM_QPSK_Outer_Full_Mid_CH



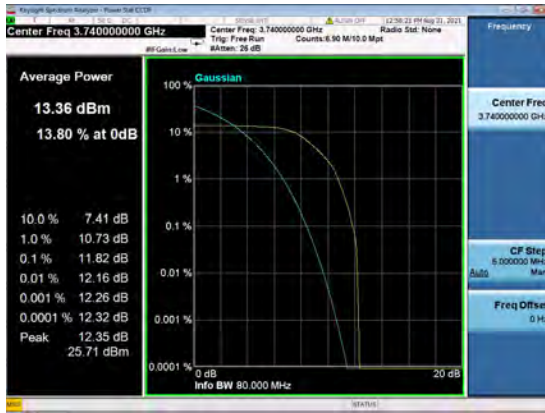
B5_N77(60M)_DFT-s-OFDM_PI_2-BPSK_Outer_Full_High_CH



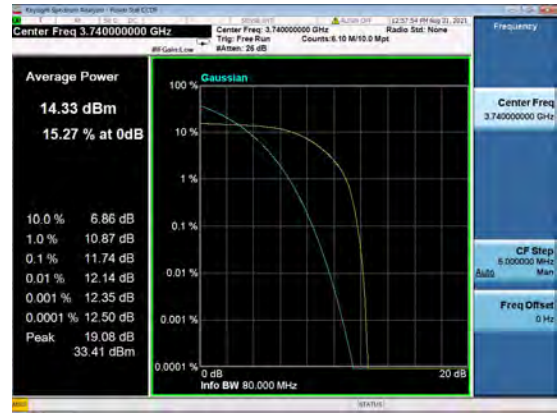
B5_N77(60M)_DFT-s-OFDM_QPSK_Outer_Full_High_CH



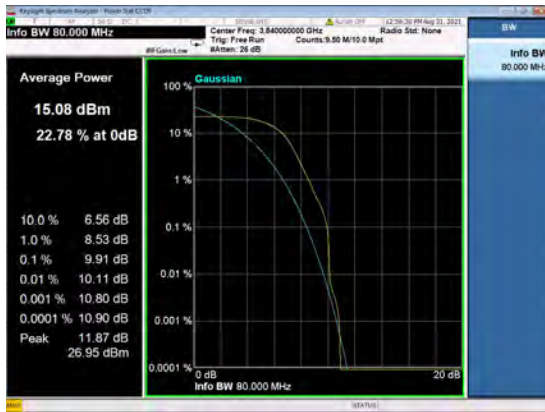
B5_N77(80M)_DFT-s-OFDM_PI_2-BPSK_Outer_Full_Low_CH



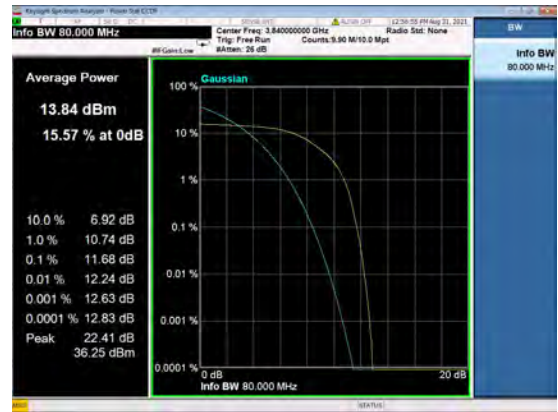
B5_N77(80M)_DFT-s-OFDM_QPSK_Outer_Full_Low_CH



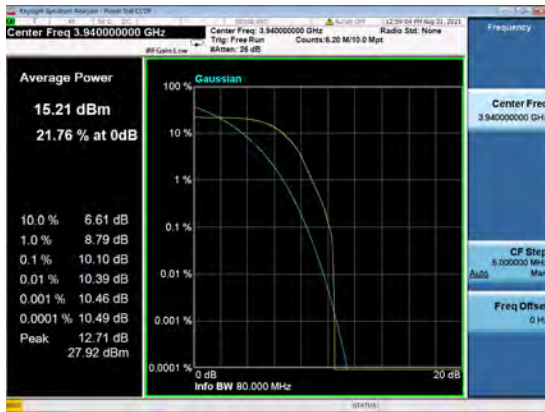
B5_N77(80M)_DFT-s-OFDM_PI_2-BPSK_Outer_Full_Mid_CH



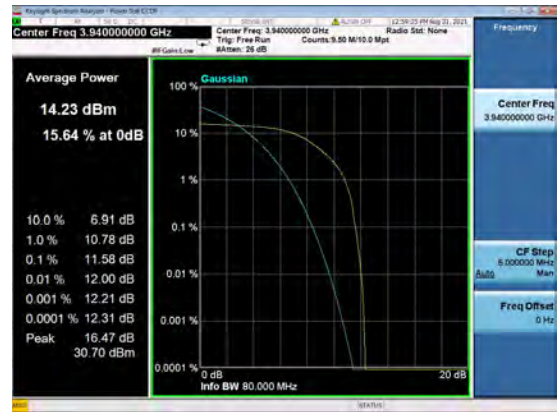
B5_N77(80M)_DFT-s-OFDM_QPSK_Outer_Full_Mid_CH



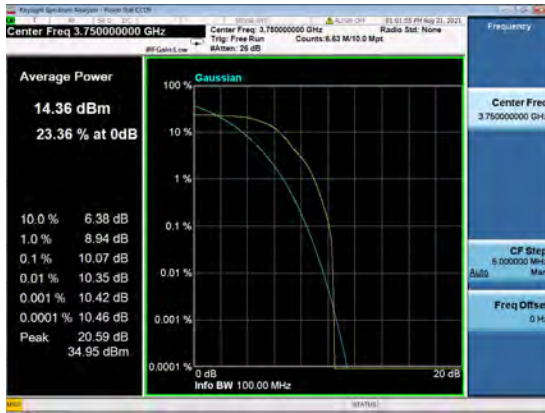
B5_N77(80M)_DFT-s-OFDM_PI_2-BPSK_Outer_Full_High_CH



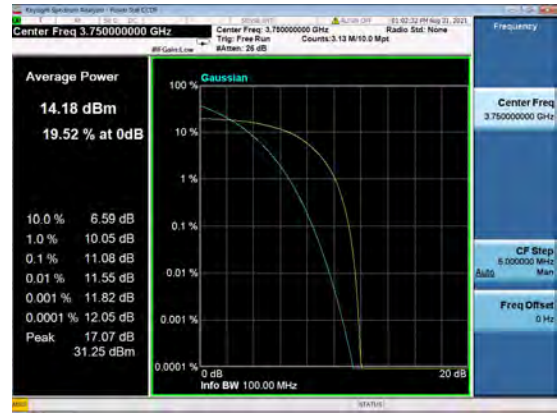
B5_N77(80M)_DFT-s-OFDM_QPSK_Outer_Full_High_CH



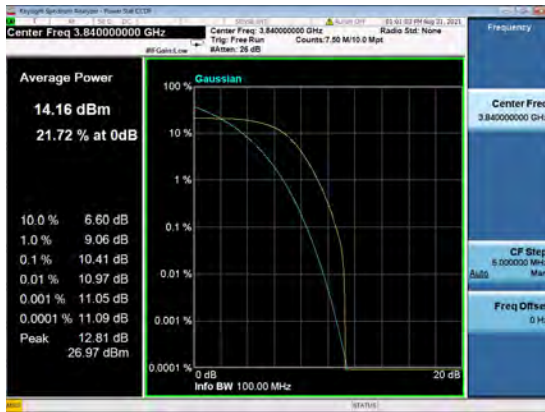
B5_N77(100M)_DFT-s-OFDM_PI_2-BPSK_Outer_Full_Low_CH



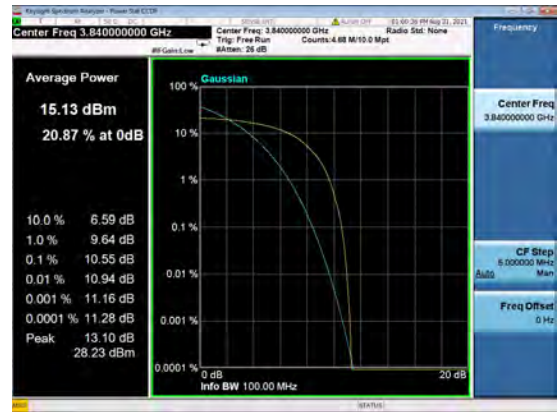
B5_N77(100M)_DFT-s-OFDM_QPSK_Outer_Full_Low_CH



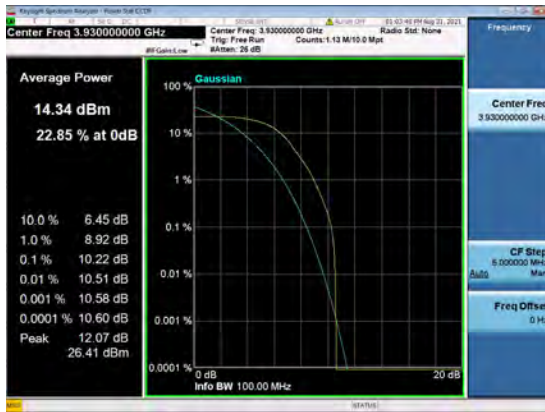
B5_N77(100M)_DFT-s-OFDM_PI_2-BPSK_Outer_Full_Mid_CH



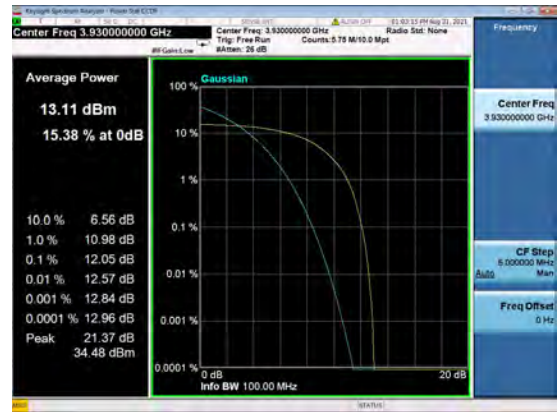
B5_N77(100M)_DFT-s-OFDM_QPSK_Outer_Full_Mid_CH



B5_N77(100M)_DFT-s-OFDM_PI_2-BPSK_Outer_Full_High_CH



B5_N77(100M)_DFT-s-OFDM_QPSK_Outer_Full_High_CH

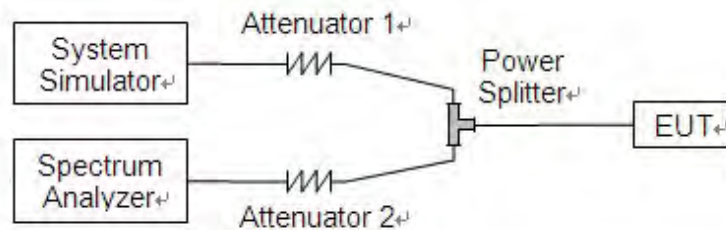


2.5. Conducted Spurious Emissions

2.5.1. Requirement

According to FCC section 2.1051, section 22.917(a), section 24.238(a), section 27.53(h), section 27.53(l), the power of any emission outside of the authorized operating frequency ranges must be attenuated below the transmitting power (P) by a factor of at least $43 + 10 \cdot \log(P)$ dB. This calculated to be -13dBm.

2.5.2. Test Description



The EUT is coupled to the Spectrum Analyzer (SA) and the System Simulator (SS) with Attenuators through the Power Splitter; the RF load attached to the EUT antenna terminal is 50 Ohm; the path loss as the factor is calibrated to correct the reading. The EUT is commanded by the SS to operate at the maximum output power. A call is established between the EUT and the SS.



REPORT No.: SZ21100132W11

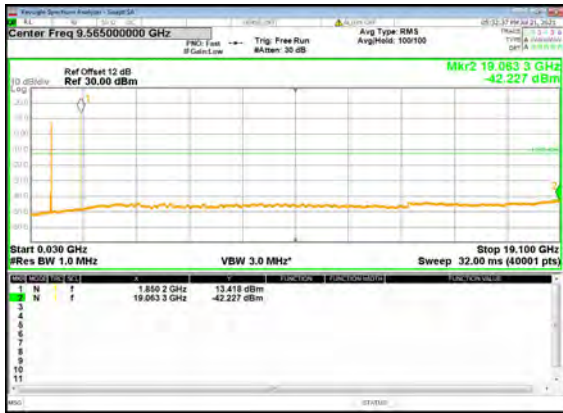
2.5.3. Test procedure

KDB 971168 D01v03 Section 6.0 and ANSI/TIA-603-E-2016.

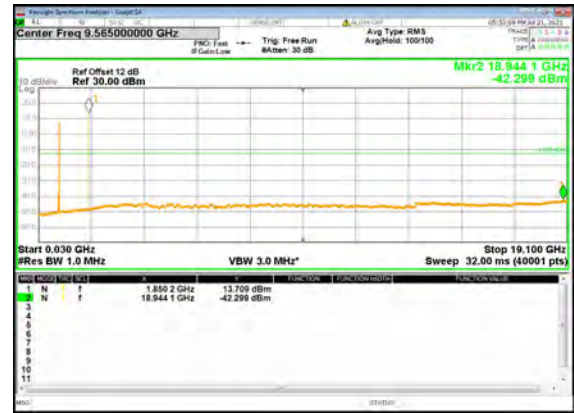
2.5.4. Test Result



B13_N2(5M)_DFT-s-OFDM_BPSK_Edge_1RB
_Left_Low_CH



B13_N2(5M)_DFT-s-OFDM_QPSK_Edge_1RB
_Left_Low_CH



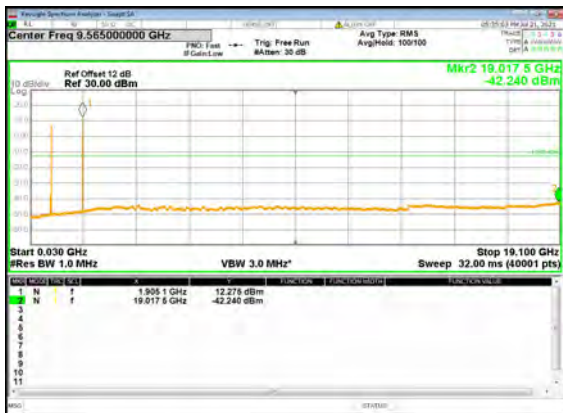
B13_N2(5M)_DFT-s-OFDM_BPSK_Edge_1RB
_Left_Mid_CH



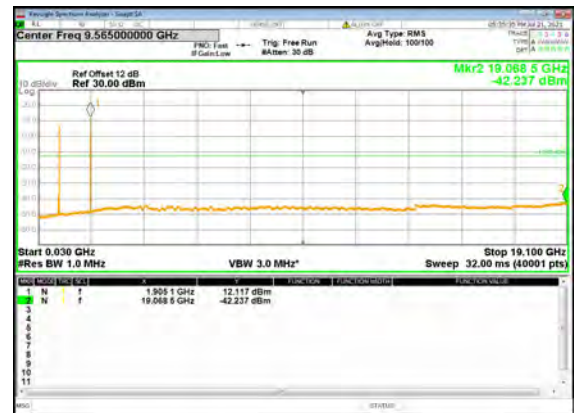
B13_N2(5M)_DFT-s-OFDM_QPSK_Edge_1RB
_Left_Mid_CH



B13_N2(5M)_DFT-s-OFDM_BPSK_Edge_1RB
_Left_High_CH



B13_N2(5M)_DFT-s-OFDM_QPSK_Edge_1RB
_Left_High_CH

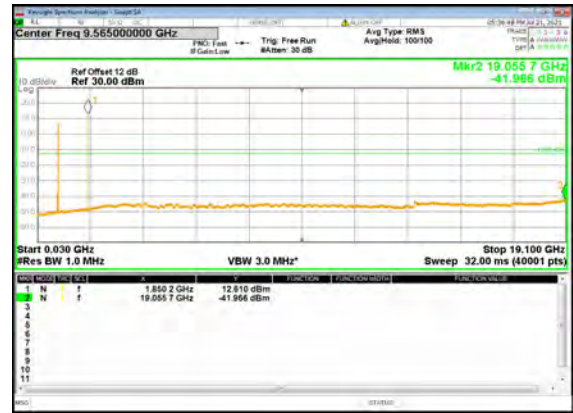




B13_N2(10M)_DFT-s-OFDM_BPSK_Edge_1R
B_Left_Low_CH



B13_N2(10M)_DFT-s-OFDM_QPSK_Edge_1R
B_Left_Low_CH



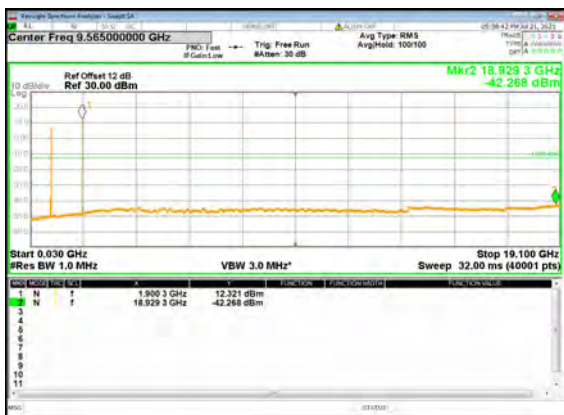
B13_N2(10M)_DFT-s-OFDM_BPSK_Edge_1R
B_Left_Mid_CH



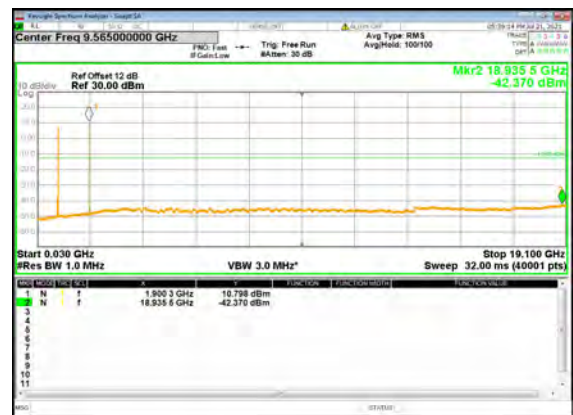
B13_N2(10M)_DFT-s-OFDM_QPSK_Edge_1R
B_Left_Mid_CH



B13_N2(10M)_DFT-s-OFDM_BPSK_Edge_1R
B_Left_High_CH



B13_N2(10M)_DFT-s-OFDM_QPSK_Edge_1R
B_Left_High_CH

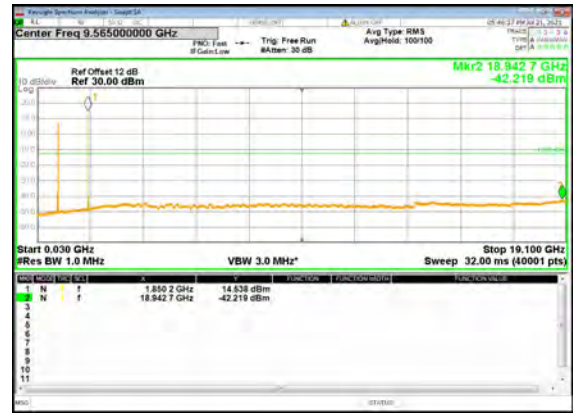




B13_N2(15M)_DFT-s-OFDM_BPSK_Edge_1R
B_Left_Low_CH



B13_N2(15M)_DFT-s-OFDM_QPSK_Edge_1R
B_Left_Low_CH



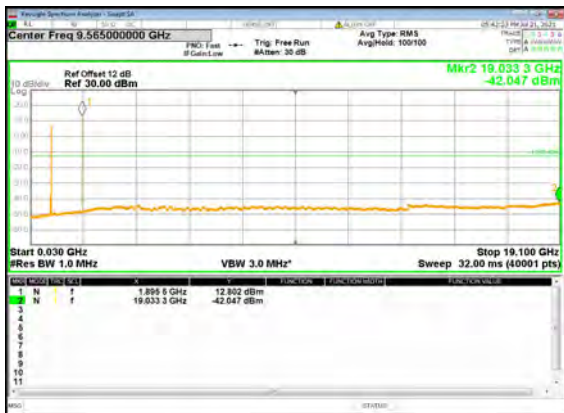
B13_N2(15M)_DFT-s-OFDM_BPSK_Edge_1R
B_Left_Mid_CH



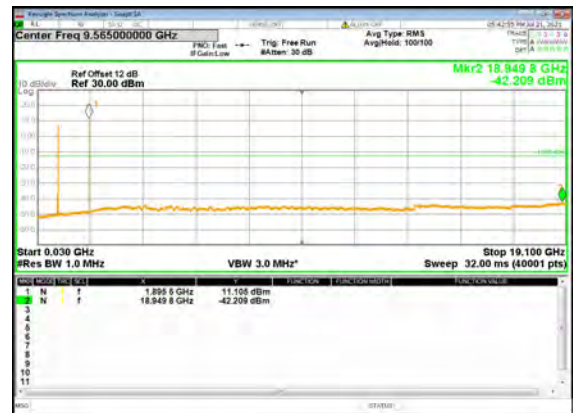
B13_N2(15M)_DFT-s-OFDM_QPSK_Edge_1R
B_Left_Mid_CH



B13_N2(15M)_DFT-s-OFDM_BPSK_Edge_1R
B_Left_High_CH

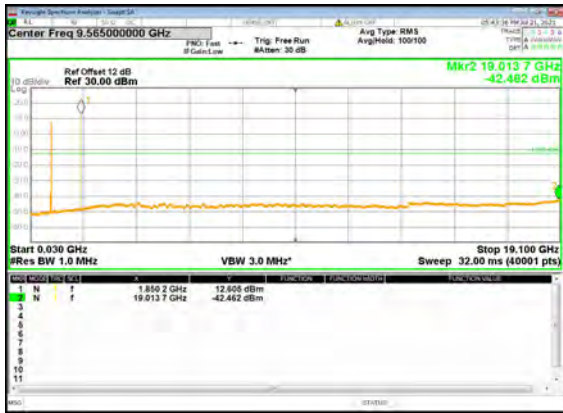


B13_N2(15M)_DFT-s-OFDM_QPSK_Edge_1R
B_Left_High_CH

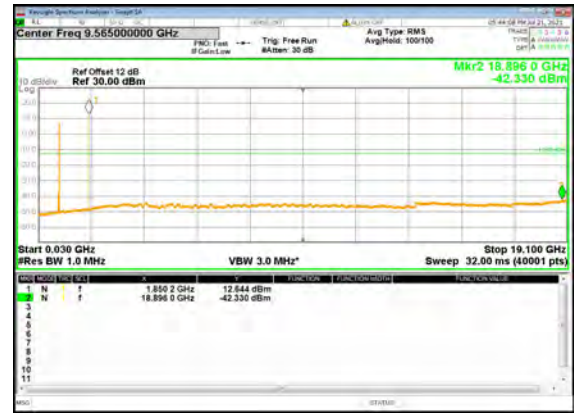




B13_N2(20M)_DFT-s-OFDM_BPSK_Edge_1R
B_Left_Low_CH



B13_N2(20M)_DFT-s-OFDM_QPSK_Edge_1R
B_Left_Low_CH



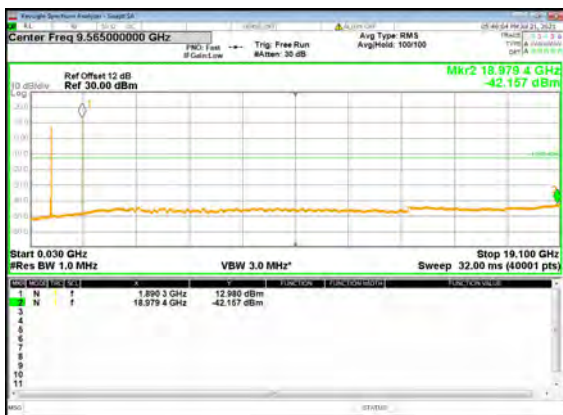
B13_N2(20M)_DFT-s-OFDM_BPSK_Edge_1R
B_Left_Mid_CH



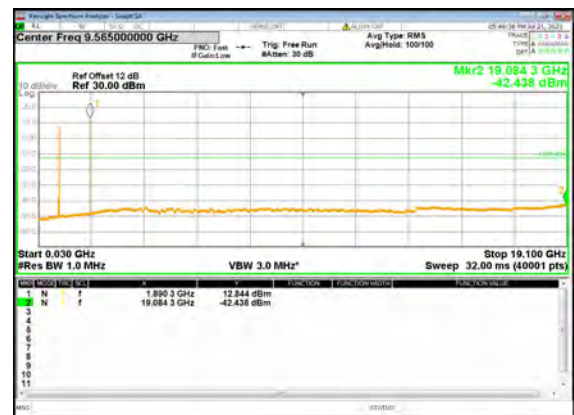
B13_N2(20M)_DFT-s-OFDM_QPSK_Edge_1R
B_Left_Mid_CH



B13_N2(20M)_DFT-s-OFDM_BPSK_Edge_1R
B_Left_High_CH

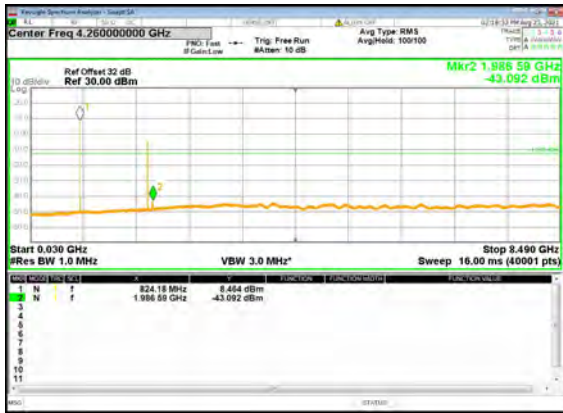


B13_N2(20M)_DFT-s-OFDM_QPSK_Edge_1R
B_Left_High_CH





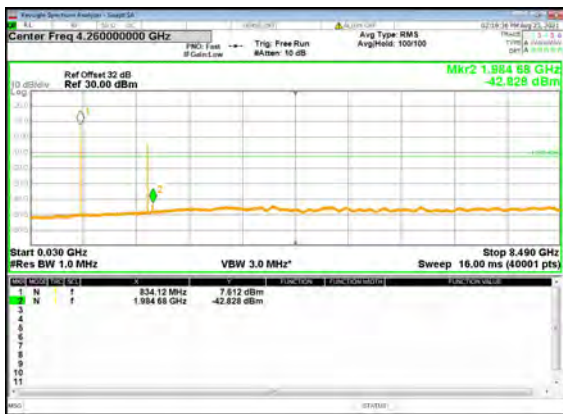
B2_N5(5M)_DFT-s-OFDM_BPSK_Edge_1RB_
Left_Low_CH



B2_N5(5M)_DFT-s-OFDM_QPSK_Edge_1RB_
Left_Low_CH



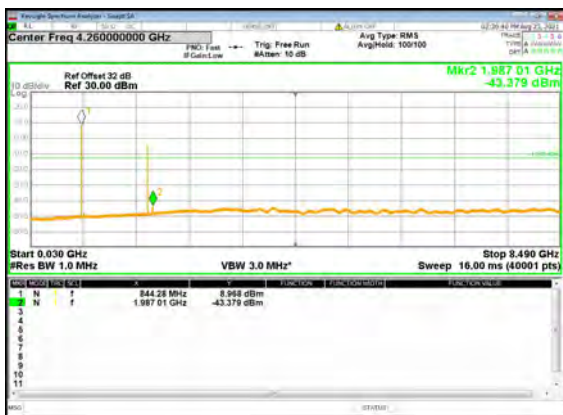
B2_N5(5M)_DFT-s-OFDM_BPSK_Edge_1RB_
Left_Mid_CH



B2_N5(5M)_DFT-s-OFDM_QPSK_Edge_1RB_
Left_Mid_CH



B2_N5(5M)_DFT-s-OFDM_BPSK_Edge_1RB_
Left_High_CH



B2_N5(5M)_DFT-s-OFDM_QPSK_Edge_1RB_
Left_High_CH

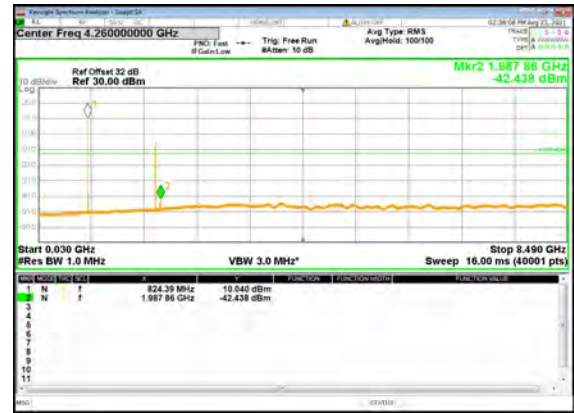




B2_N5(10M)_DFT-s-OFDM_BPSK_Edge_1RB
_Left_Low_CH



B2_N5(10M)_DFT-s-OFDM_QPSK_Edge_1RB
_Left_Low_CH



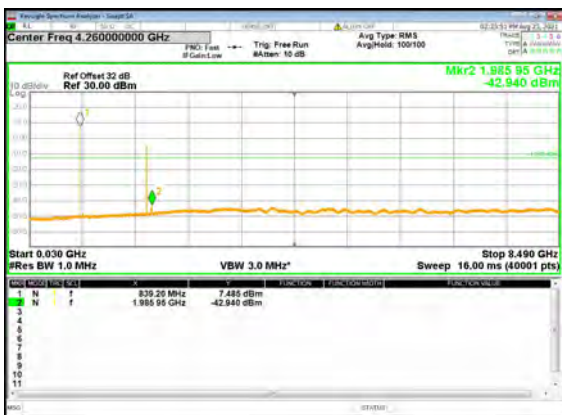
B2_N5(10M)_DFT-s-OFDM_BPSK_Edge_1RB
_Left_Mid_CH



B2_N5(10M)_DFT-s-OFDM_QPSK_Edge_1RB
_Left_Mid_CH



B2_N5(10M)_DFT-s-OFDM_BPSK_Edge_1RB
_Left_High_CH



B2_N5(10M)_DFT-s-OFDM_QPSK_Edge_1RB
_Left_High_CH





B2_N5(15M)_DFT-s-OFDM_BPSK_Edge_1RB
_Left_Low_CH



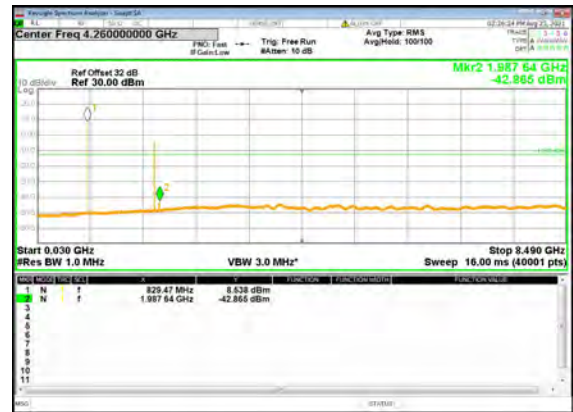
B2_N5(15M)_DFT-s-OFDM_QPSK_Edge_1RB
_Left_Low_CH



B2_N5(15M)_DFT-s-OFDM_BPSK_Edge_1RB
_Left_Mid_CH



B2_N5(15M)_DFT-s-OFDM_QPSK_Edge_1RB
_Left_Mid_CH



B2_N5(15M)_DFT-s-OFDM_BPSK_Edge_1RB
_Left_High_CH



B2_N5(15M)_DFT-s-OFDM_QPSK_Edge_1RB
_Left_High_CH

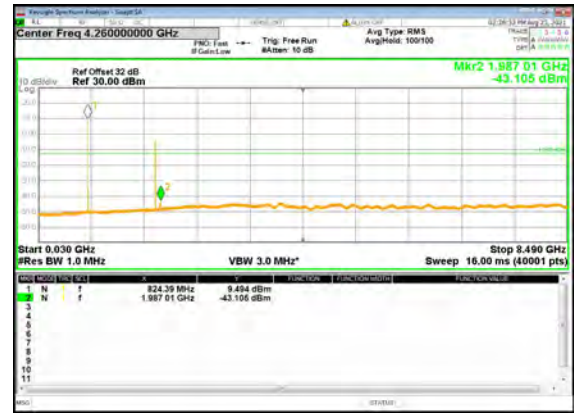




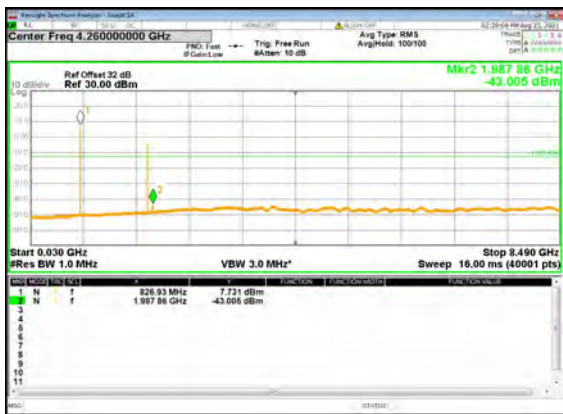
B2_N5(20M)_DFT-s-OFDM_BPSK_Edge_1RB
_Left_Low_CH



B2_N5(20M)_DFT-s-OFDM_QPSK_Edge_1RB
_Left_Low_CH



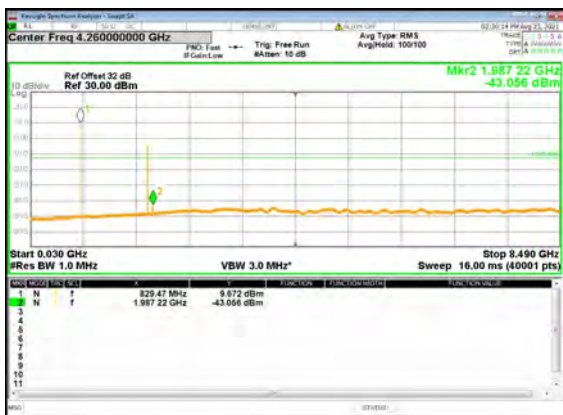
B2_N5(20M)_DFT-s-OFDM_BPSK_Edge_1RB
_Left_Mid_CH



B2_N5(20M)_DFT-s-OFDM_QPSK_Edge_1RB
_Left_Mid_CH



B2_N5(20M)_DFT-s-OFDM_BPSK_Edge_1RB
_Left_High_CH



B2_N5(20M)_DFT-s-OFDM_QPSK_Edge_1RB
_Left_High_CH





B13_N66(5M)_DFT-s-OFDM_BPSK_Edge_1R
B_Left_Low_CH



B13_N66(5M)_DFT-s-OFDM_QPSK_Edge_1R
B_Left_Low_CH



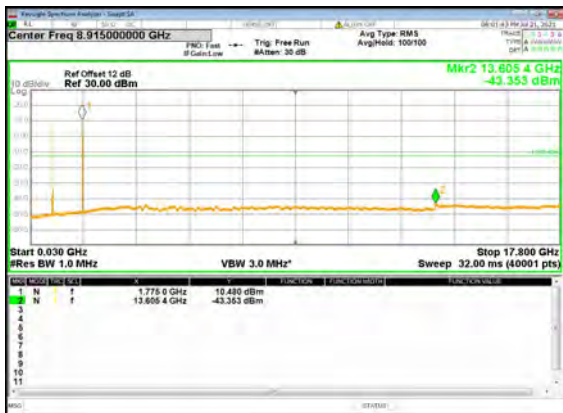
B13_N66(5M)_DFT-s-OFDM_BPSK_Edge_1R
B_Left_Mid_CH



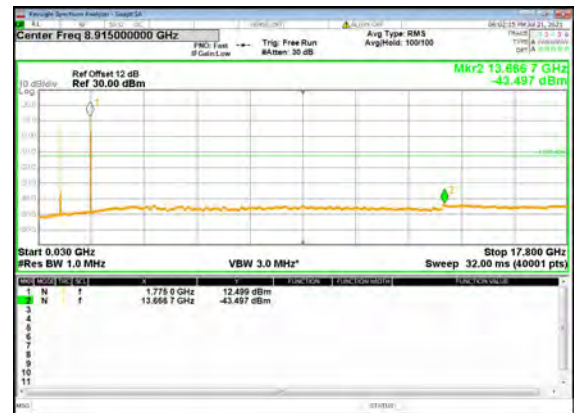
B13_N66(5M)_DFT-s-OFDM_QPSK_Edge_1R
B_Left_Mid_CH



B13_N66(5M)_DFT-s-OFDM_BPSK_Edge_1R
B_Left_High_CH



B13_N66(5M)_DFT-s-OFDM_QPSK_Edge_1R
B_Left_High_CH





B13_N66(10M)_DFT-s-OFDM_BPSK_Edge_1
RB_Left_Low_CH



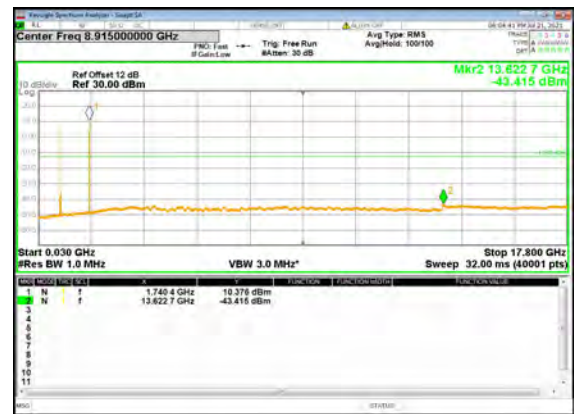
B13_N66(10M)_DFT-s-OFDM_QPSK_Edge_1
RB_Left_Low_CH



B13_N66(10M)_DFT-s-OFDM_BPSK_Edge_1
RB_Left_Mid_CH



B13_N66(10M)_DFT-s-OFDM_QPSK_Edge_1
RB_Left_Mid_CH



B13_N66(10M)_DFT-s-OFDM_BPSK_Edge_1
RB_Left_High_CH



B13_N66(10M)_DFT-s-OFDM_QPSK_Edge_1
RB_Left_High_CH





B13_N66(15M)_DFT-s-OFDM_BPSK_Edge_1
RB_Left_Low_CH



B13_N66(15M)_DFT-s-OFDM_QPSK_Edge_1
RB_Left_Low_CH



B13_N66(15M)_DFT-s-OFDM_BPSK_Edge_1
RB_Left_Mid_CH



B13_N66(15M)_DFT-s-OFDM_QPSK_Edge_1
RB_Left_Mid_CH



B13_N66(15M)_DFT-s-OFDM_BPSK_Edge_1
RB_Left_High_CH



B13_N66(15M)_DFT-s-OFDM_QPSK_Edge_1
RB_Left_High_CH

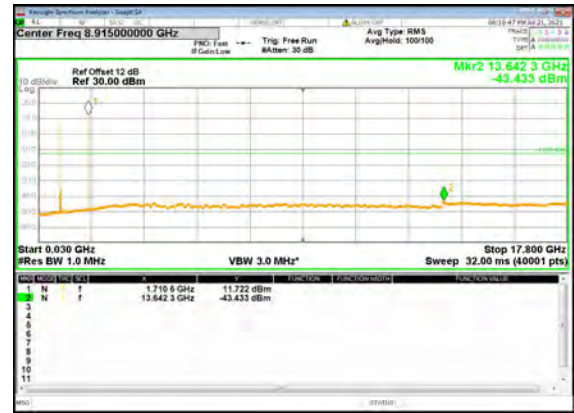




B13_N66(20M)_DFT-s-OFDM_BPSK_Edge_1
RB_Left_Low_CH



B13_N66(20M)_DFT-s-OFDM_QPSK_Edge_1
RB_Left_Low_CH



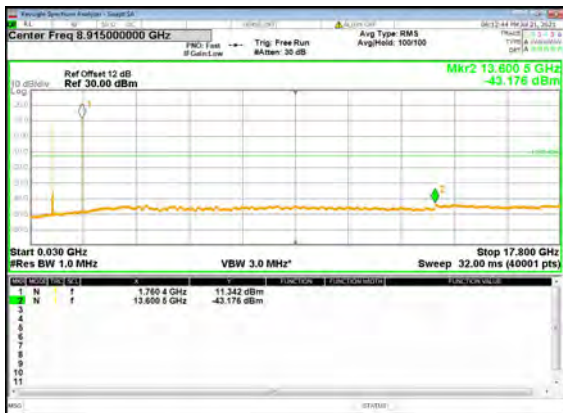
B13_N66(20M)_DFT-s-OFDM_BPSK_Edge_1
RB_Left_Mid_CH



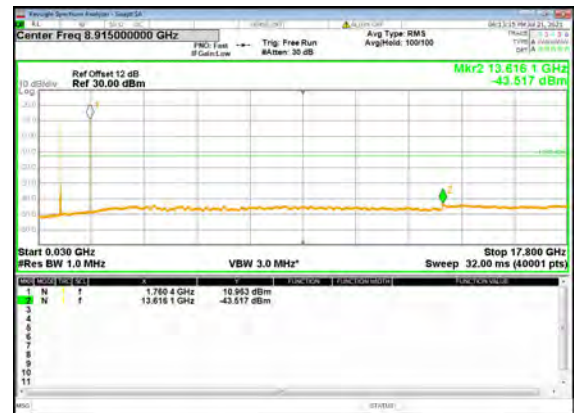
B13_N66(20M)_DFT-s-OFDM_QPSK_Edge_1
RB_Left_Mid_CH



B13_N66(20M)_DFT-s-OFDM_BPSK_Edge_1
RB_Left_High_CH



B13_N66(20M)_DFT-s-OFDM_QPSK_Edge_1
RB_Left_High_CH

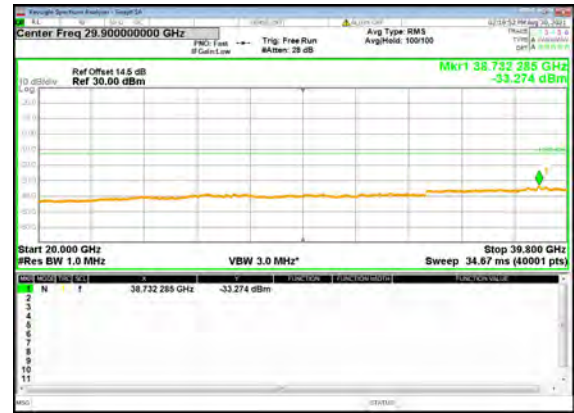




B5_N77(30M)_DFT-s-OFDM_BPSK_Edge_1R
B_Left_Low_CH



B5_N77(30M)_DFT-s-OFDM_BPSK_Edge_1R
B_Left_Low_CH



B5_N77(30M)_DFT-s-OFDM_QPSK_Edge_1R
B_Left_Low_CH



B5_N77(30M)_DFT-s-OFDM_QPSK_Edge_1R
B_Left_Low_CH



B5_N77(30M)_DFT-s-OFDM_BPSK_Edge_1R
B_Left_Mid_CH



B5_N77(30M)_DFT-s-OFDM_BPSK_Edge_1R
B_Left_Mid_CH

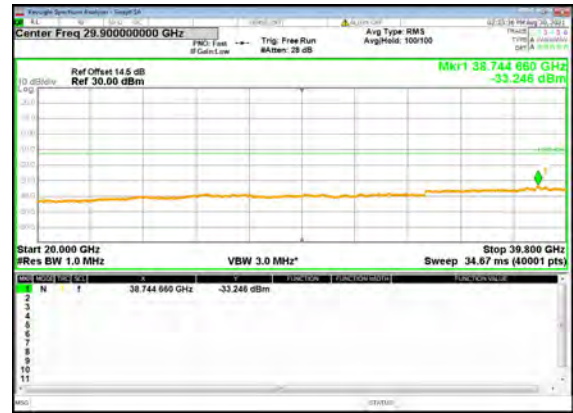




B5_N77(30M)_DFT-s-OFDM_QPSK_Edge_1R
B_Left_Mid_CH



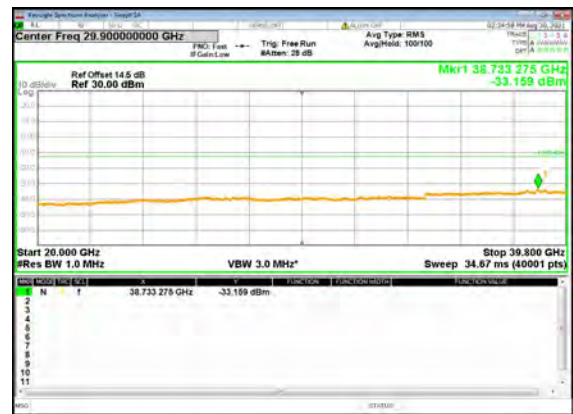
B5_N77(30M)_DFT-s-OFDM_QPSK_Edge_1R
B_Left_Mid_CH



B5_N77(30M)_DFT-s-OFDM_BPSK_Edge_1R
B_Left_High_CH



B5_N77(30M)_DFT-s-OFDM_BPSK_Edge_1R
B_Left_High_CH



B5_N77(30M)_DFT-s-OFDM_QPSK_Edge_1R
B_Left_High_CH



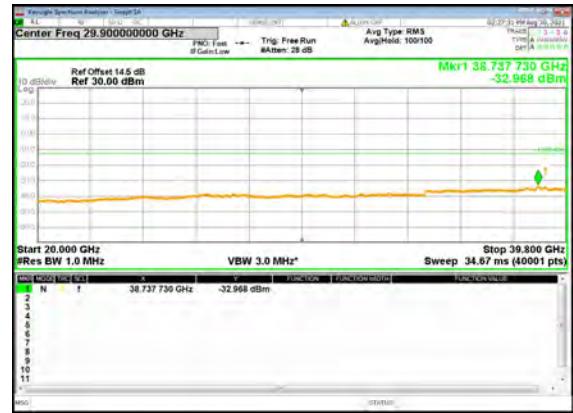
B5_N77(30M)_DFT-s-OFDM_QPSK_Edge_1R
B_Left_High_CH



B5_N77(40M)_DFT-s-OFDM_BPSK_Edge_1R
B_Left_Low_CH



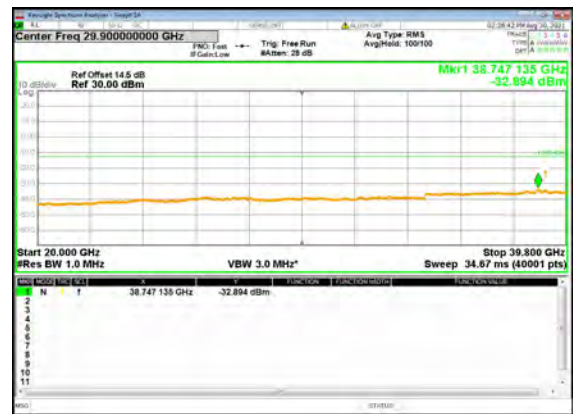
B5_N77(40M)_DFT-s-OFDM_BPSK_Edge_1R
B_Left_Low_CH



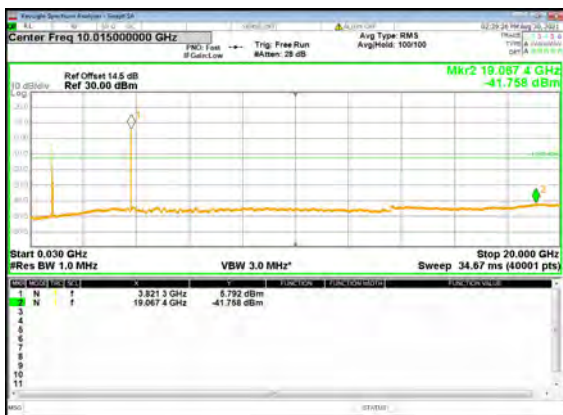
B5_N77(40M)_DFT-s-OFDM_QPSK_Edge_1R
B_Left_Low_CH



B5_N77(40M)_DFT-s-OFDM_QPSK_Edge_1R
B_Left_Low_CH



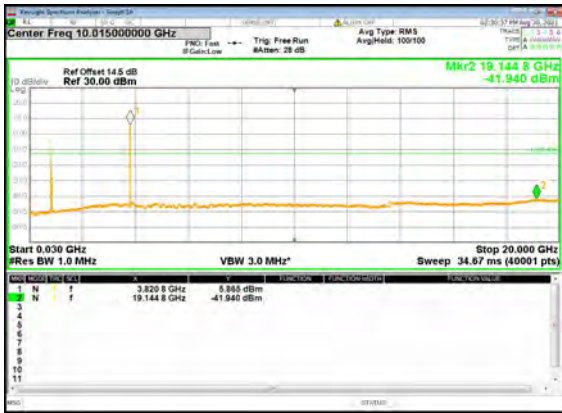
B5_N77(40M)_DFT-s-OFDM_BPSK_Edge_1R
B_Left_Mid_CH



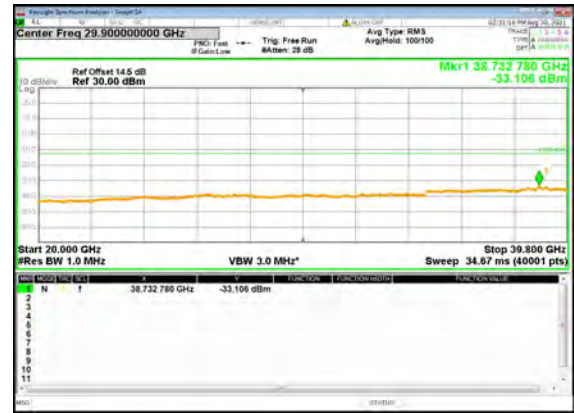
B5_N77(40M)_DFT-s-OFDM_BPSK_Edge_1R
B_Left_Mid_CH



B5_N77(40M)_DFT-s-OFDM_QPSK_Edge_1R
B_Left_Mid_CH



B5_N77(40M)_DFT-s-OFDM_QPSK_Edge_1R
B_Left_Mid_CH



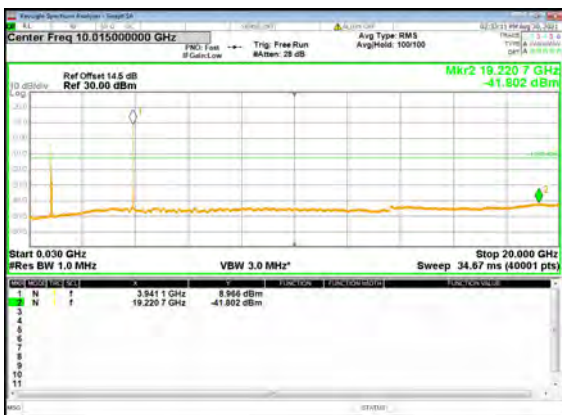
B5_N77(40M)_DFT-s-OFDM_BPSK_Edge_1R
B_Left_High_CH



B5_N77(40M)_DFT-s-OFDM_BPSK_Edge_1R
B_Left_High_CH



B5_N77(40M)_DFT-s-OFDM_QPSK_Edge_1R
B_Left_High_CH



B5_N77(40M)_DFT-s-OFDM_QPSK_Edge_1R
B_Left_High_CH





B5_N77(60M)_DFT-s-OFDM_BPSK_Edge_1R
B_Left_Low_CH



B5_N77(60M)_DFT-s-OFDM_BPSK_Edge_1R
B_Left_Low_CH



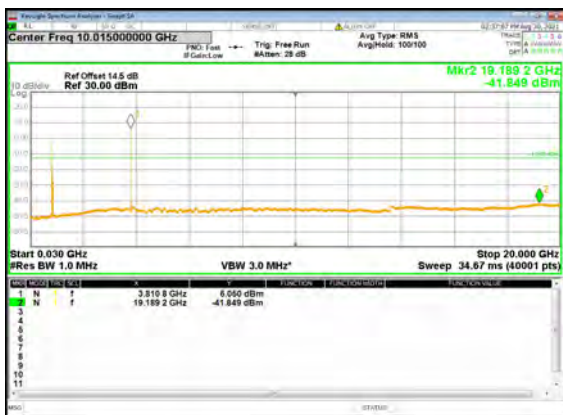
B5_N77(60M)_DFT-s-OFDM_QPSK_Edge_1R
B_Left_Low_CH



B5_N77(60M)_DFT-s-OFDM_QPSK_Edge_1R
B_Left_Low_CH



B5_N77(60M)_DFT-s-OFDM_BPSK_Edge_1R
B_Left_Mid_CH



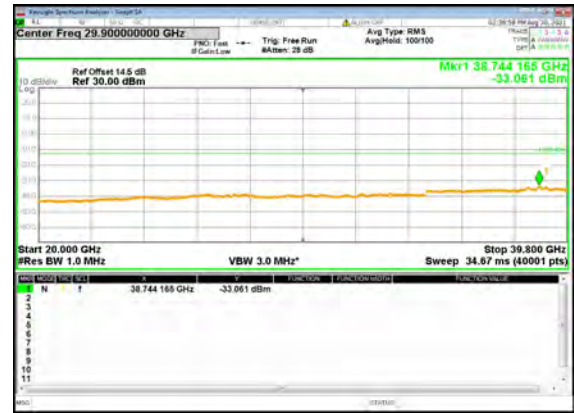
B5_N77(60M)_DFT-s-OFDM_BPSK_Edge_1R
B_Left_Mid_CH



B5_N77(60M)_DFT-s-OFDM_QPSK_Edge_1R
B_Left_Mid_CH



B5_N77(60M)_DFT-s-OFDM_QPSK_Edge_1R
B_Left_Mid_CH



B5_N77(60M)_DFT-s-OFDM_BPSK_Edge_1R
B_Left_High_CH



B5_N77(60M)_DFT-s-OFDM_BPSK_Edge_1R
B_Left_High_CH



B5_N77(60M)_DFT-s-OFDM_QPSK_Edge_1R
B_Left_High_CH



B5_N77(60M)_DFT-s-OFDM_QPSK_Edge_1R
B_Left_High_CH

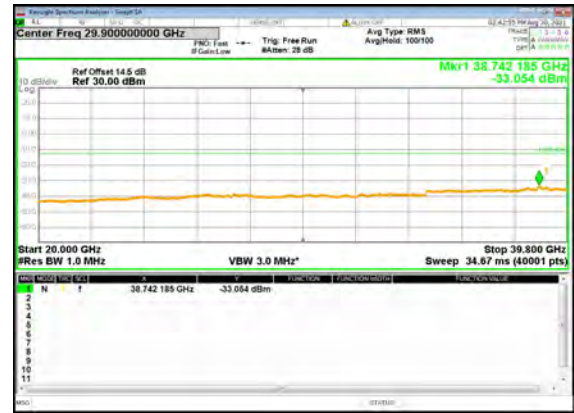




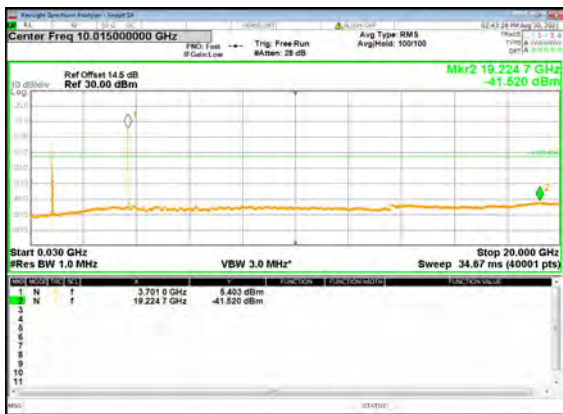
B5_N77(80M)_DFT-s-OFDM_BPSK_Edge_1R
B_Left_Low_CH



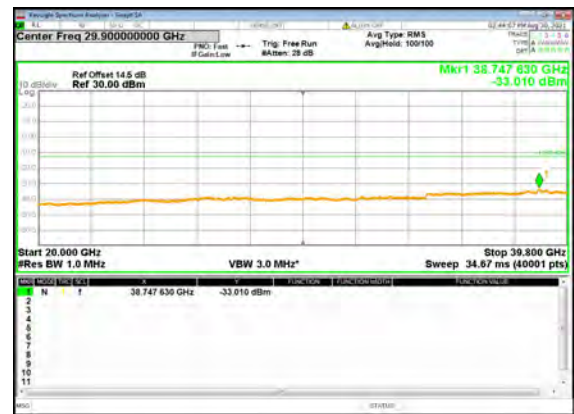
B5_N77(80M)_DFT-s-OFDM_BPSK_Edge_1R
B_Left_Low_CH



B5_N77(80M)_DFT-s-OFDM_QPSK_Edge_1R
B_Left_Low_CH



B5_N77(80M)_DFT-s-OFDM_QPSK_Edge_1R
B_Left_Low_CH



B5_N77(80M)_DFT-s-OFDM_BPSK_Edge_1R
B_Left_Mid_CH



B5_N77(80M)_DFT-s-OFDM_BPSK_Edge_1R
B_Left_Mid_CH

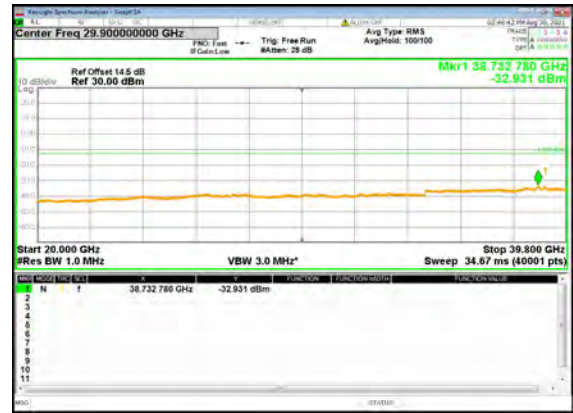




B5_N77(80M)_DFT-s-OFDM_QPSK_Edge_1R
B_Left_Mid_CH



B5_N77(80M)_DFT-s-OFDM_QPSK_Edge_1R
B_Left_Mid_CH



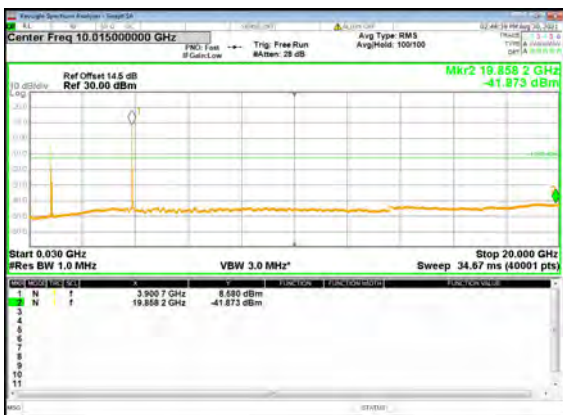
B5_N77(80M)_DFT-s-OFDM_BPSK_Edge_1R
B_Left_High_CH



B5_N77(80M)_DFT-s-OFDM_BPSK_Edge_1R
B_Left_High_CH



B5_N77(80M)_DFT-s-OFDM_QPSK_Edge_1R
B_Left_High_CH



B5_N77(80M)_DFT-s-OFDM_QPSK_Edge_1R
B_Left_High_CH





B5_N77(100M)_DFT-s-OFDM_BPSK_Edge_1
RB_Left_Low_CH



B5_N77(100M)_DFT-s-OFDM_BPSK_Edge_1
RB_Left_Low_CH



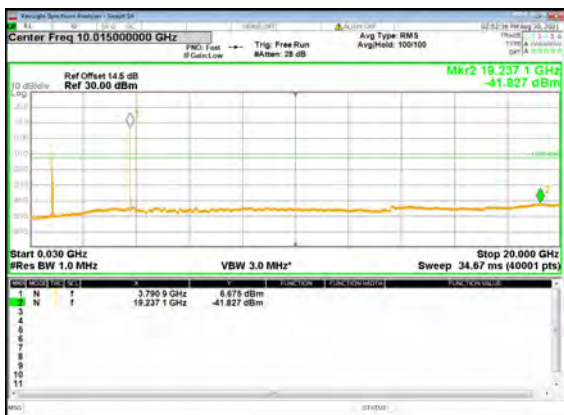
B5_N77(100M)_DFT-s-OFDM_QPSK_Edge_1
RB_Left_Low_CH



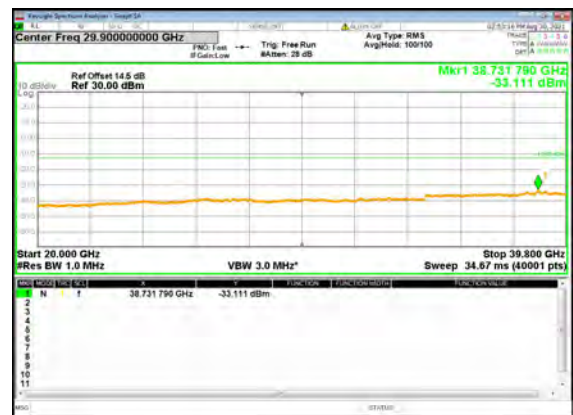
B5_N77(100M)_DFT-s-OFDM_QPSK_Edge_1
RB_Left_Low_CH



B5_N77(100M)_DFT-s-OFDM_BPSK_Edge_1
RB_Left_Mid_CH



B5_N77(100M)_DFT-s-OFDM_BPSK_Edge_1
RB_Left_Mid_CH





B5_N77(100M)_DFT-s-OFDM_QPSK_Edge_1
RB_Left_Mid_CH



B5_N77(100M)_DFT-s-OFDM_QPSK_Edge_1
RB_Left_Mid_CH



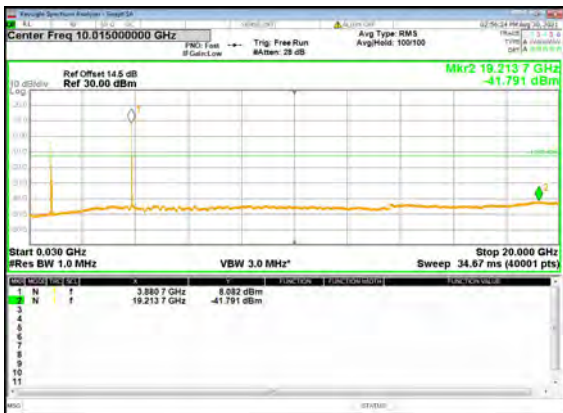
B5_N77(100M)_DFT-s-OFDM_BPSK_Edge_1
RB_Left_High_CH



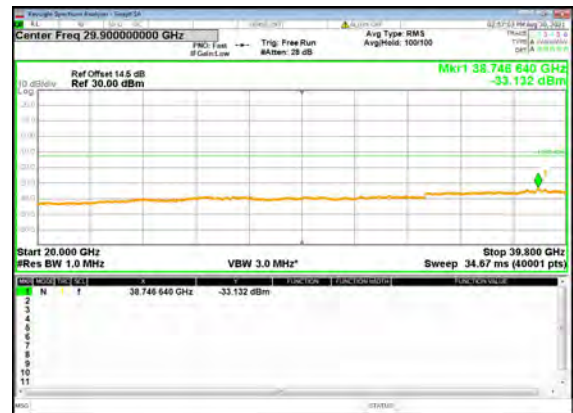
B5_N77(100M)_DFT-s-OFDM_BPSK_Edge_1
RB_Left_High_CH



B5_N77(100M)_DFT-s-OFDM_QPSK_Edge_1
RB_Left_High_CH



B5_N77(100M)_DFT-s-OFDM_QPSK_Edge_1
RB_Left_High_CH



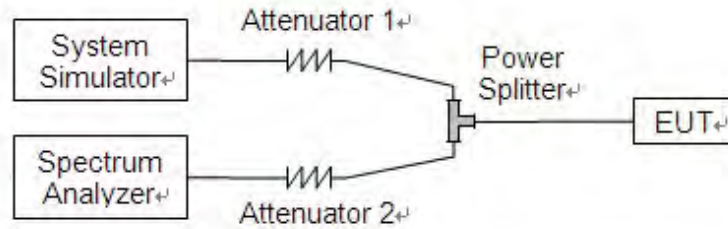


2.6. Band Edge

2.6.1. Requirement

According to FCC section 2.1051 ,section 24.238(a) ,section 22.917(a) ,section 27.53(h) ,section 27.53(l) ,the power of any emission outside of the authorized operating frequency ranges must be attenuated below the transmitting power (P) by a factor of at least $43 + 10 \log(P)$ dB.

2.6.2. Test Description



The EUT is coupled to the Spectrum Analyzer (SA) and the System Simulator (SS) with Attenuators through the Power Splitter; the RF load attached to the EUT antenna terminal is 50 Ohm; the path loss as the factor is calibrated to correct the reading. The EUT is commanded by the SS to operate at the maximum output power. A call is established between the EUT and the SS.

2.6.3. Test procedure

KDB 971168 D01v03 Section 6.0 and ANSI/TIA-603-E-2016.

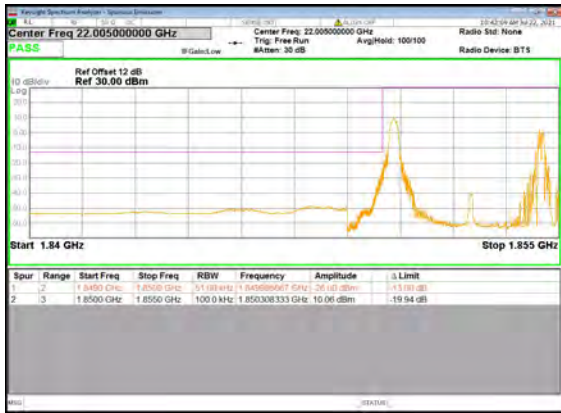


REPORT No.: SZ21100132W11

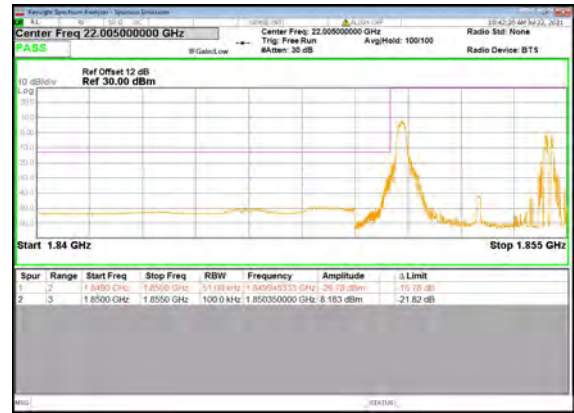
2.6.4. Test Result

The center frequency of spectrum is the band edge frequency and span is 2MHz, Record the max trace into the test report.

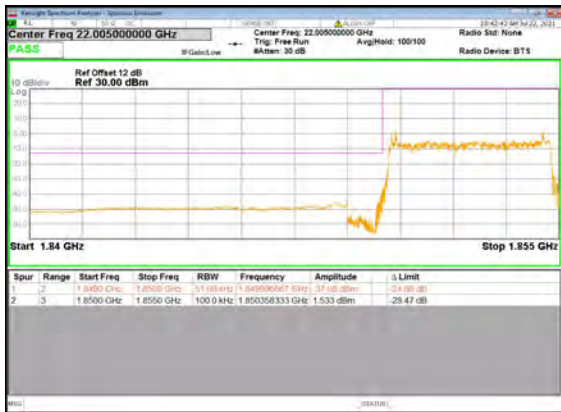
B13_N2(5M)_DFT-s-OFDM_BPSK_Edge_1RB
_Left_Low_CH



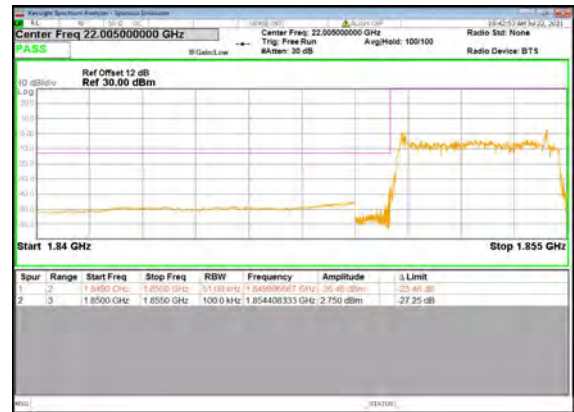
B13_N2(5M)_DFT-s-OFDM_QPSK_Edge_1RB
_Left_Low_CH



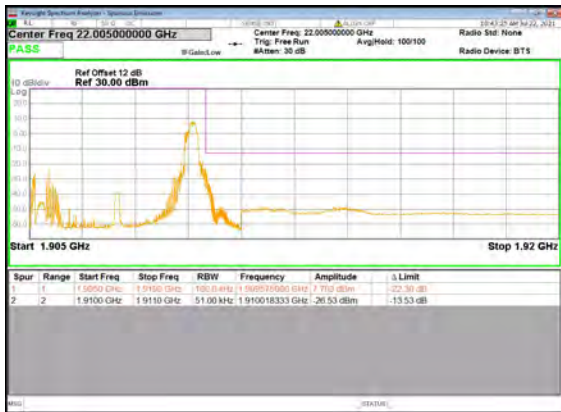
B13_N2(5M)_DFT-s-OFDM_BPSK_Outer_Full
_Low_CH



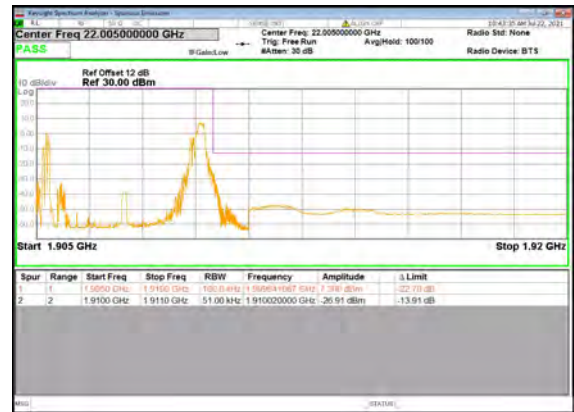
B13_N2(5M)_DFT-s-OFDM_QPSK_Outer_Full
_Low_CH



B13_N2(5M)_DFT-s-OFDM_BPSK_Edge_1RB
_Right_High_CH

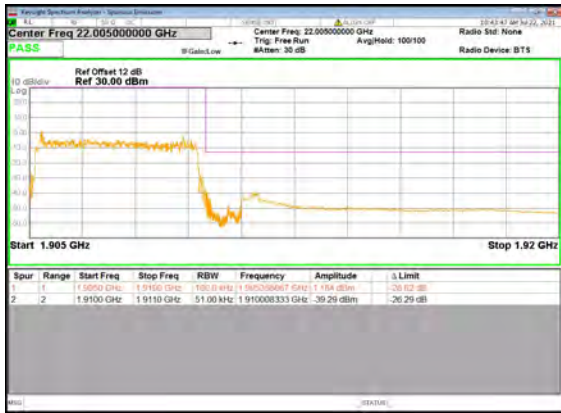


B13_N2(5M)_DFT-s-OFDM_QPSK_Edge_1RB
_Right_High_CH





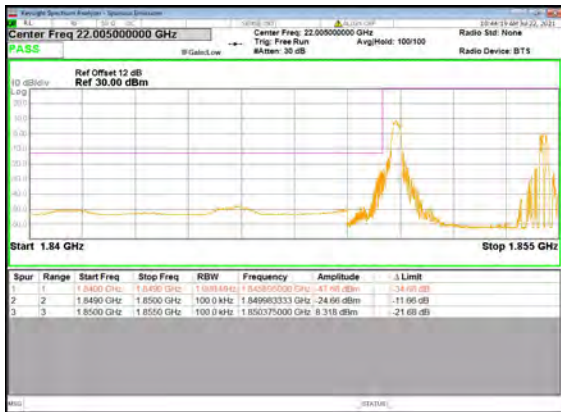
B13_N2(5M)_DFT-s-OFDM_BPSK_Outer_Full_High_CH



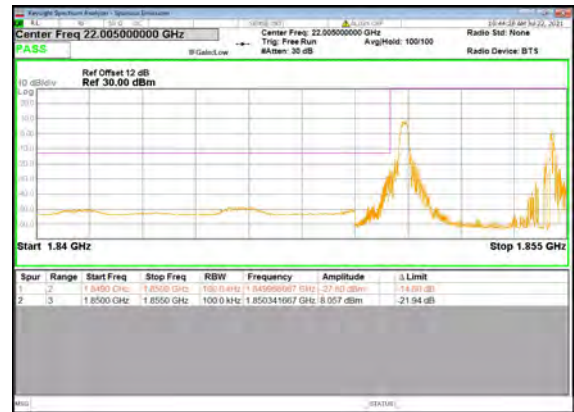
B13_N2(5M)_DFT-s-OFDM_QPSK_Outer_Full_High_CH



B13_N2(10M)_DFT-s-OFDM_BPSK_Edge_1R_B_Left_Low_CH



B13_N2(10M)_DFT-s-OFDM_QPSK_Edge_1R_B_Left_Low_CH



B13_N2(10M)_DFT-s-OFDM_BPSK_Outer_Full_Low_CH

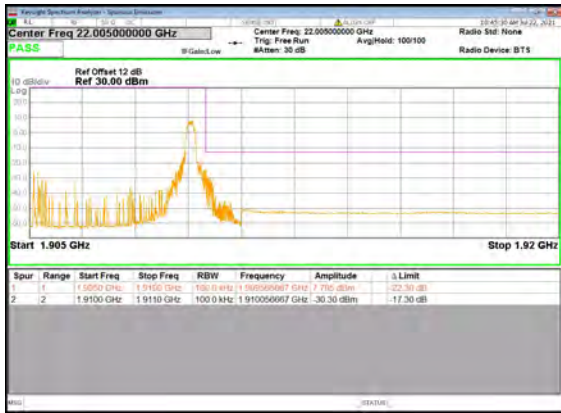


B13_N2(10M)_DFT-s-OFDM_QPSK_Outer_Full_Low_CH

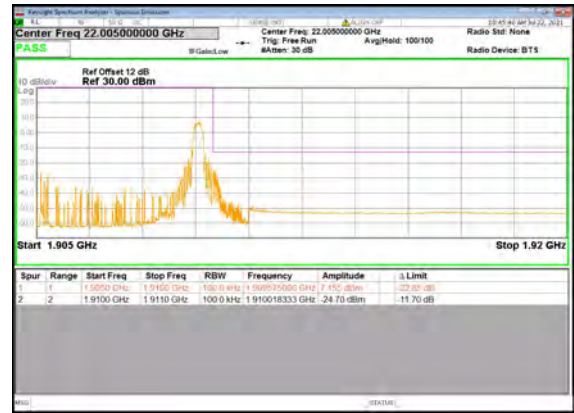




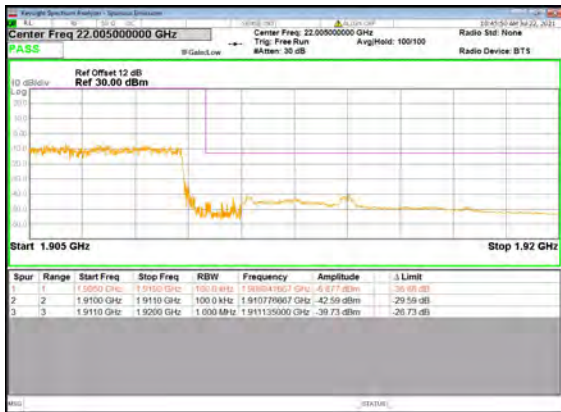
B13_N2(10M)_DFT-s-OFDM_BPSK_Edge_1R
B_Right_High_CH



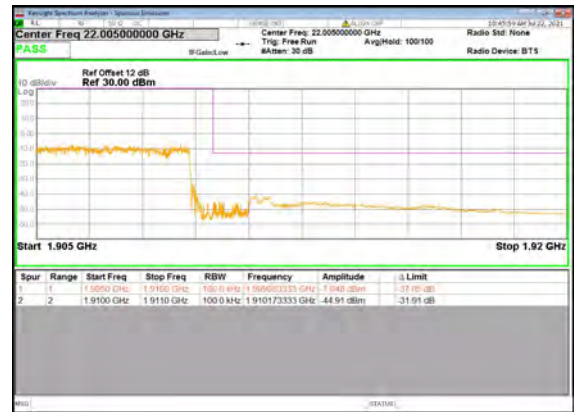
B13_N2(10M)_DFT-s-OFDM_QPSK_Edge_1R
B_Right_High_CH



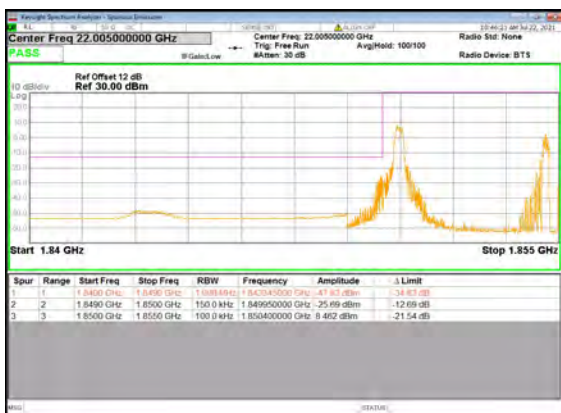
B13_N2(10M)_DFT-s-OFDM_BPSK_Outer_Ful
I_High_CH



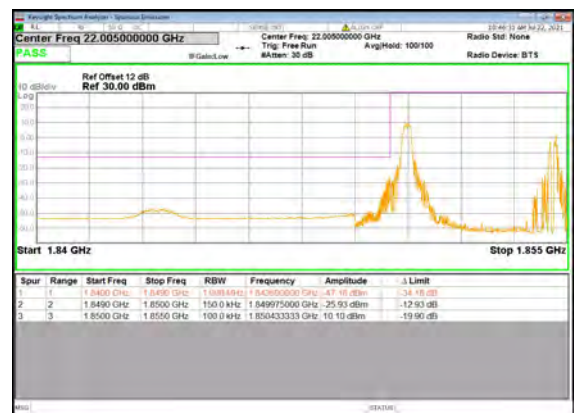
B13_N2(10M)_DFT-s-OFDM_QPSK_Outer_Ful
I_High_CH



B13_N2(15M)_DFT-s-OFDM_BPSK_Edge_1R
B_Left_Low_CH



B13_N2(15M)_DFT-s-OFDM_QPSK_Edge_1R
B_Left_Low_CH

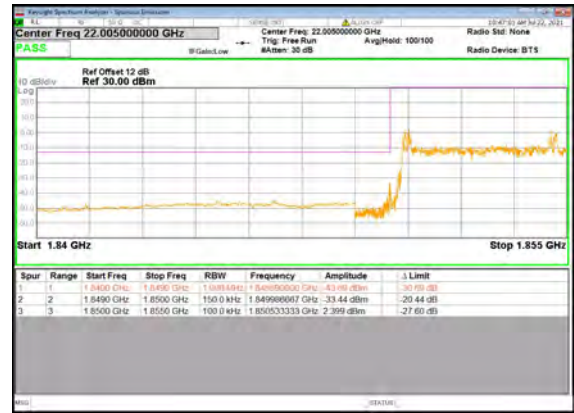




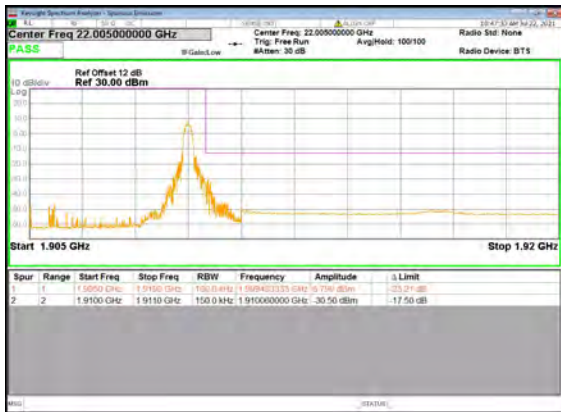
B13_N2(15M)_DFT-s-OFDM_BPSK_Outer_Ful
I_Low_CH



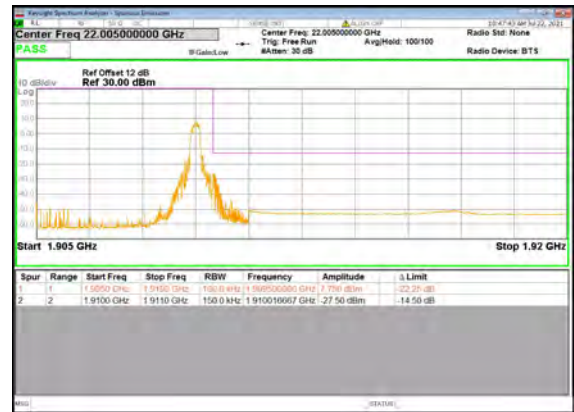
B13_N2(15M)_DFT-s-OFDM_QPSK_Outer_Ful
I_Low_CH



B13_N2(15M)_DFT-s-OFDM_BPSK_Edge_1R
B_Right_High_CH



B13_N2(15M)_DFT-s-OFDM_QPSK_Edge_1R
B_Right_High_CH



B13_N2(15M)_DFT-s-OFDM_BPSK_Outer_Ful
I_High_CH

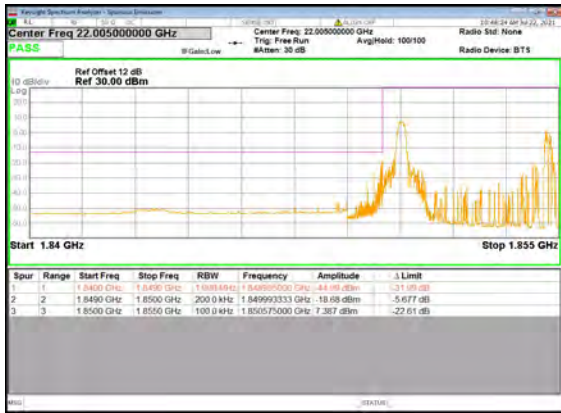


B13_N2(15M)_DFT-s-OFDM_QPSK_Outer_Ful
I_High_CH

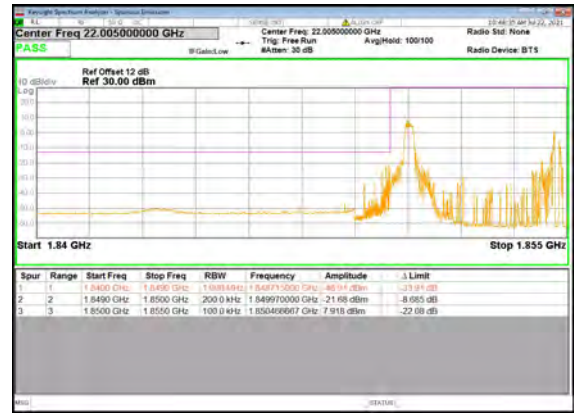




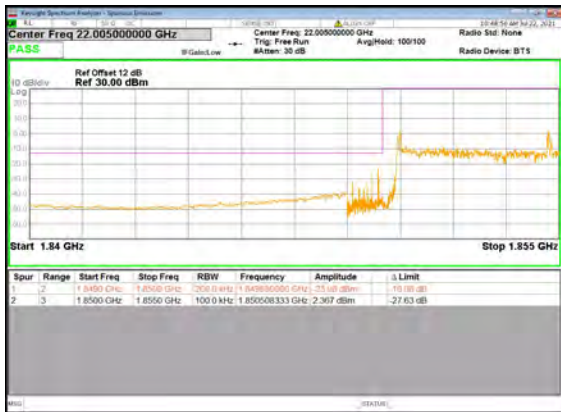
B13_N2(20M)_DFT-s-OFDM_BPSK_Edge_1R
B_Left_Low_CH



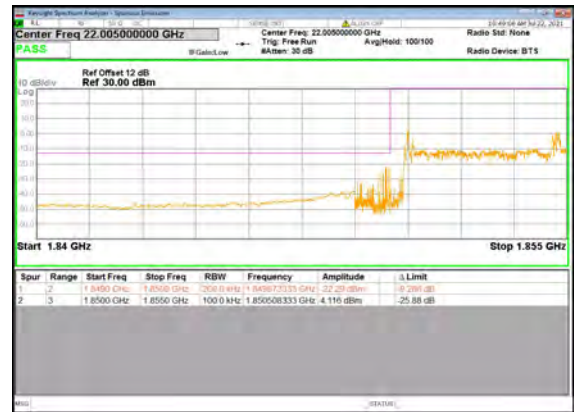
B13_N2(20M)_DFT-s-OFDM_QPSK_Edge_1R
B_Left_Low_CH



B13_N2(20M)_DFT-s-OFDM_BPSK_Outer_Ful
I_Low_CH



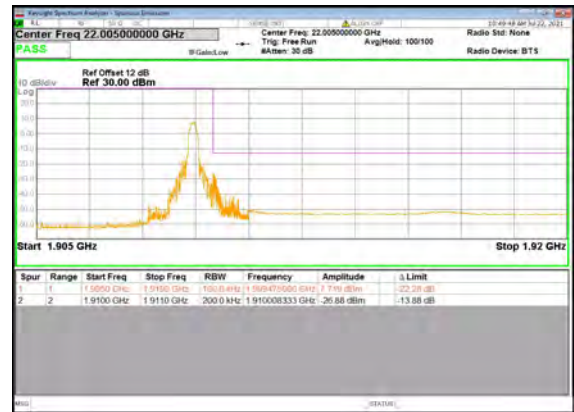
B13_N2(20M)_DFT-s-OFDM_QPSK_Outer_Ful
I_Low_CH



B13_N2(20M)_DFT-s-OFDM_BPSK_Edge_1R
B_Right_High_CH



B13_N2(20M)_DFT-s-OFDM_QPSK_Edge_1R
B_Right_High_CH

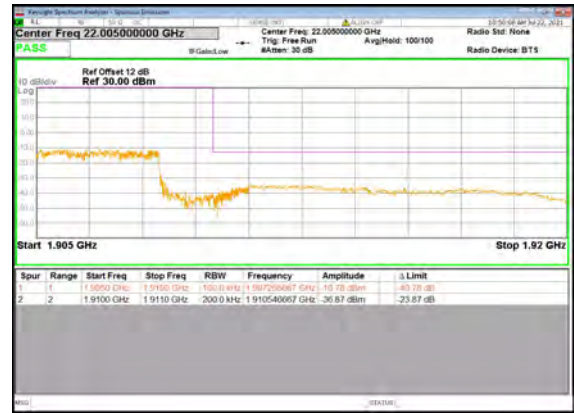




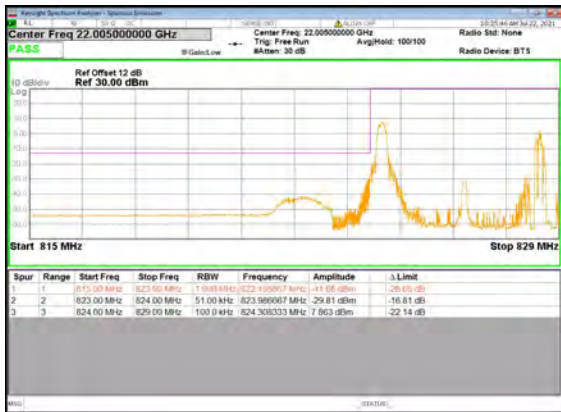
B13_N2(20M)_DFT-s-OFDM_BPSK_Outer_Ful
I_High_CH



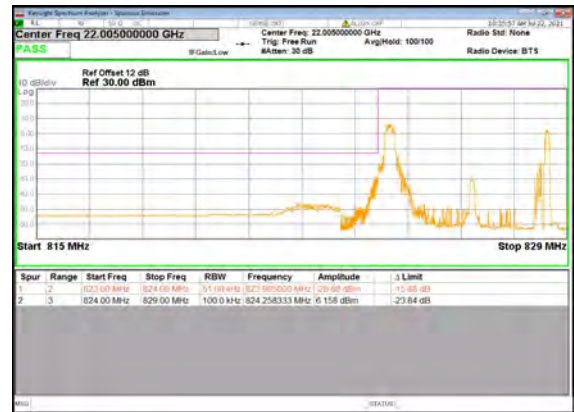
B13_N2(20M)_DFT-s-OFDM_QPSK_Outer_Ful
I_High_CH



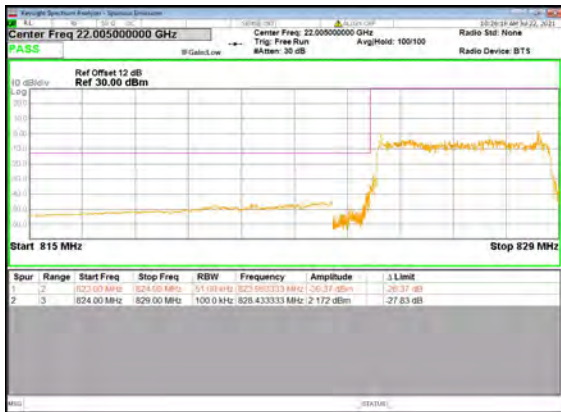
B2_N5(5M)_DFT-s-OFDM_BPSK_Edge_1RB_
Left_Low_CH



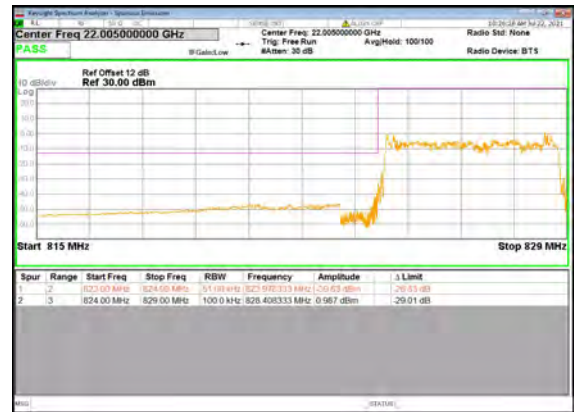
B2_N5(5M)_DFT-s-OFDM_QPSK_Edge_1RB_
Left_Low_CH



B2_N5(5M)_DFT-s-OFDM_BPSK_Outer_Full_
Low_CH

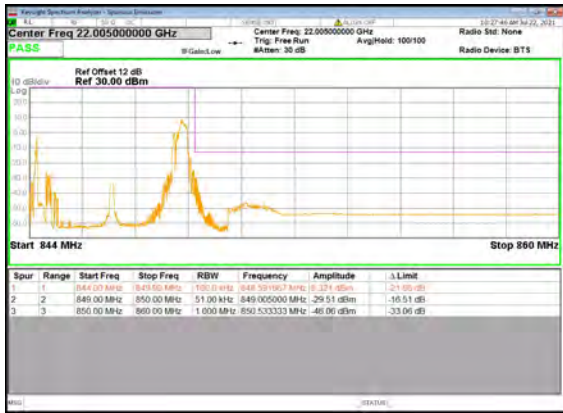


B2_N5(5M)_DFT-s-OFDM_QPSK_Outer_Full_
Low_CH

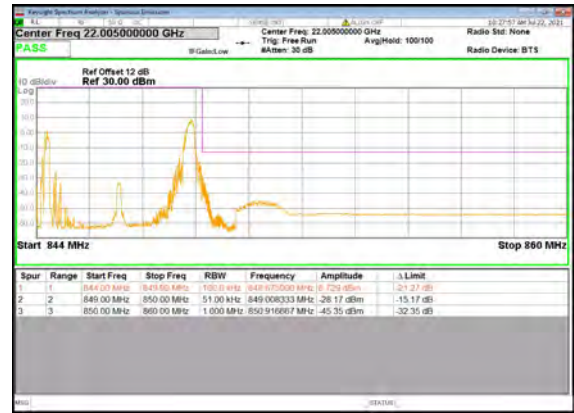




B2_N5(5M)_DFT-s-OFDM_BPSK_Edge_1RB_Right_High_CH



B2_N5(5M)_DFT-s-OFDM_QPSK_Edge_1RB_Right_High_CH



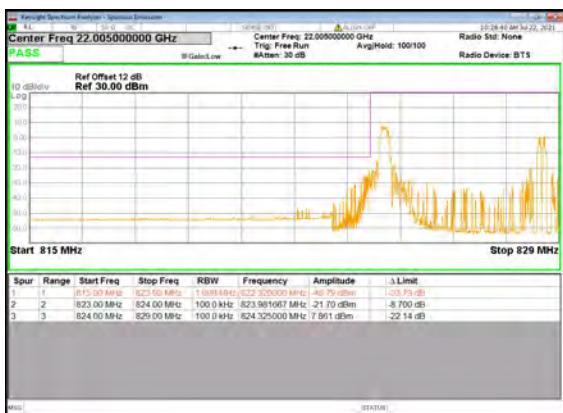
B2_N5(5M)_DFT-s-OFDM_BPSK_Outer_Full_High_CH



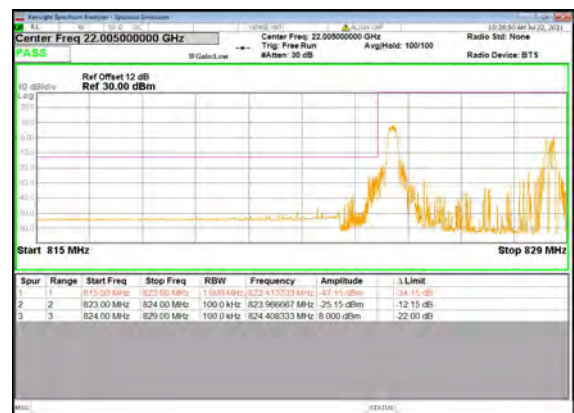
B2_N5(5M)_DFT-s-OFDM_QPSK_Outer_Full_High_CH



B2_N5(10M)_DFT-s-OFDM_BPSK_Edge_1RB_Left_Low_CH

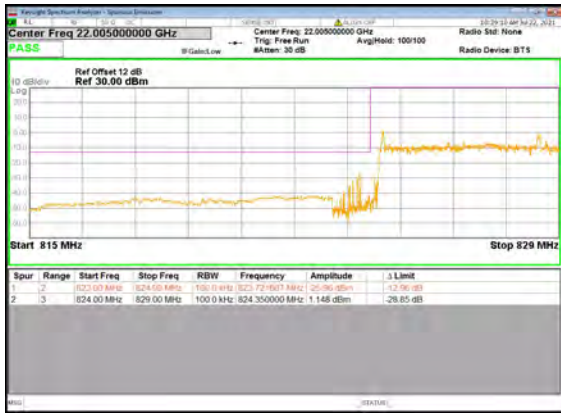


B2_N5(10M)_DFT-s-OFDM_QPSK_Edge_1RB_Left_Low_CH

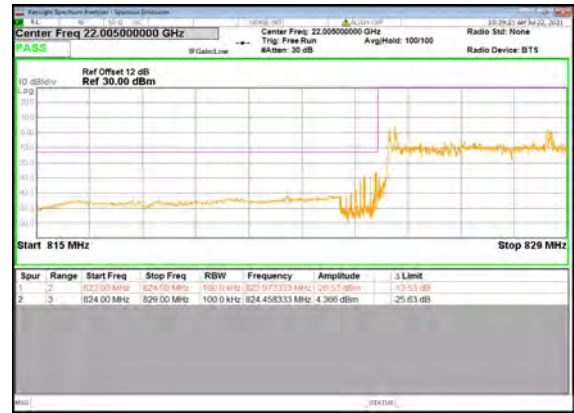




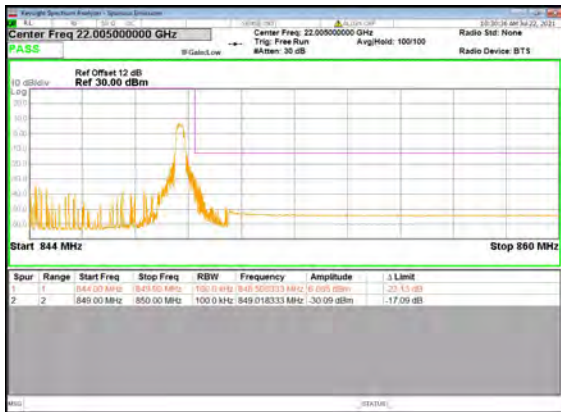
B2_N5(10M)_DFT-s-OFDM_BPSK_Outer_Full_Low_CH



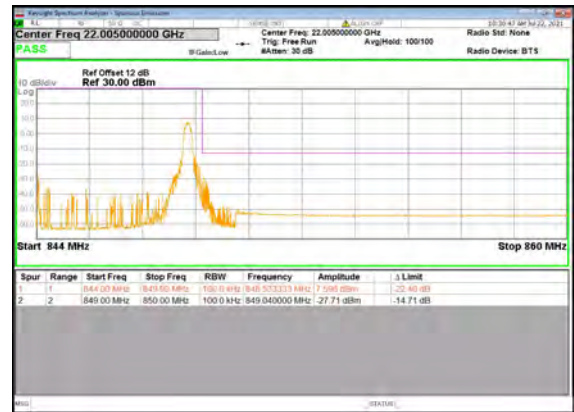
B2_N5(10M)_DFT-s-OFDM_QPSK_Outer_Full_Low_CH



B2_N5(10M)_DFT-s-OFDM_BPSK_Edge_1RB_Right_High_CH



B2_N5(10M)_DFT-s-OFDM_QPSK_Edge_1RB_Right_High_CH



B2_N5(10M)_DFT-s-OFDM_BPSK_Outer_Full_High_CH

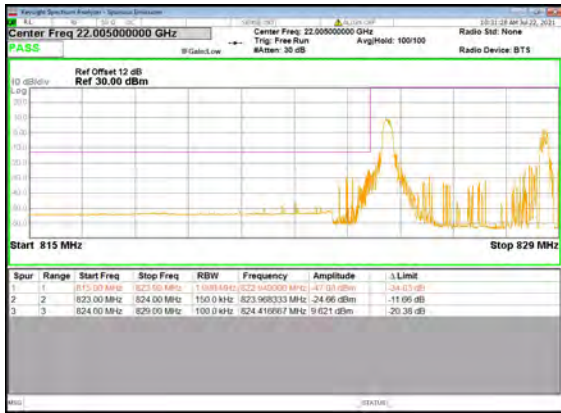


B2_N5(10M)_DFT-s-OFDM_QPSK_Outer_Full_High_CH

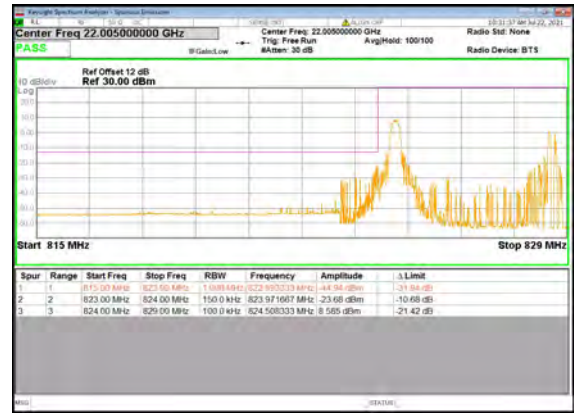




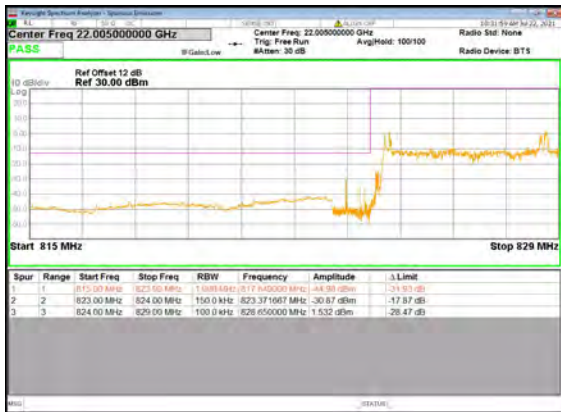
B2_N5(15M)_DFT-s-OFDM_BPSK_Edge_1RB
_Left_Low_CH



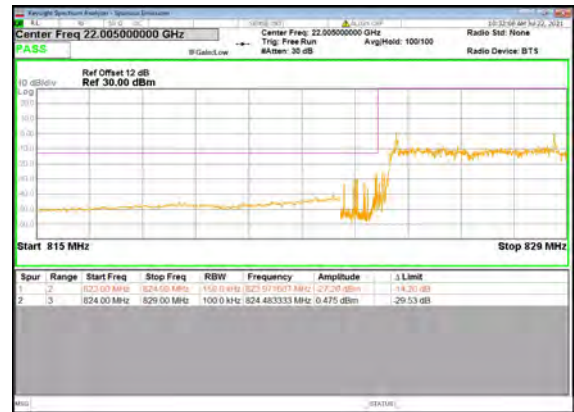
B2_N5(15M)_DFT-s-OFDM_QPSK_Edge_1RB
_Left_Low_CH



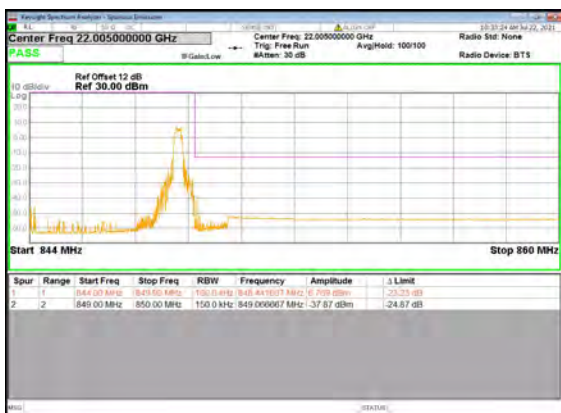
B2_N5(15M)_DFT-s-OFDM_BPSK_Outer_Full
_Low_CH



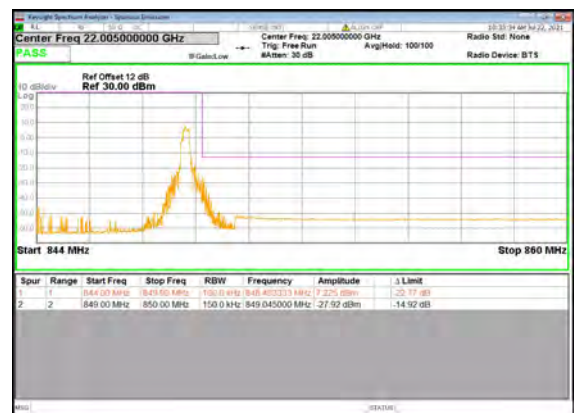
B2_N5(15M)_DFT-s-OFDM_QPSK_Outer_Full
_Low_CH



B2_N5(15M)_DFT-s-OFDM_BPSK_Edge_1RB
_Right_High_CH



B2_N5(15M)_DFT-s-OFDM_QPSK_Edge_1RB
_Right_High_CH





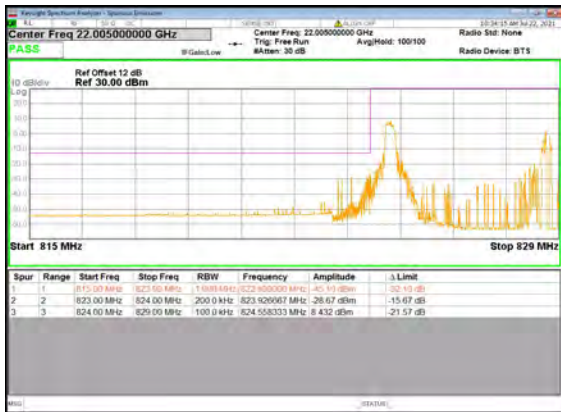
B2_N5(15M)_DFT-s-OFDM_BPSK_Outer_Full_High_CH



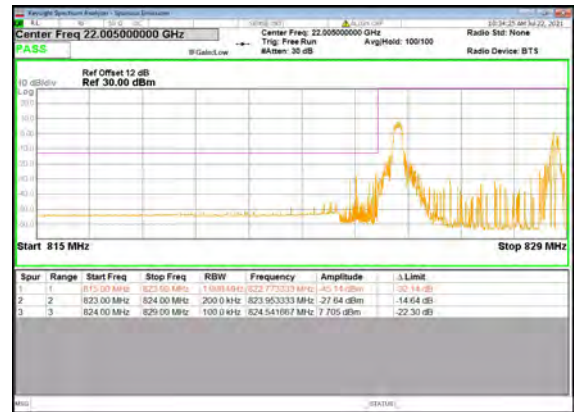
B2_N5(15M)_DFT-s-OFDM_QPSK_Outer_Full_High_CH



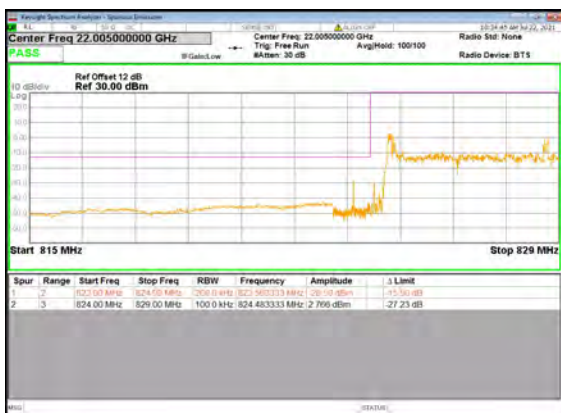
B2_N5(20M)_DFT-s-OFDM_BPSK_Edge_1RB_Left_Low_CH



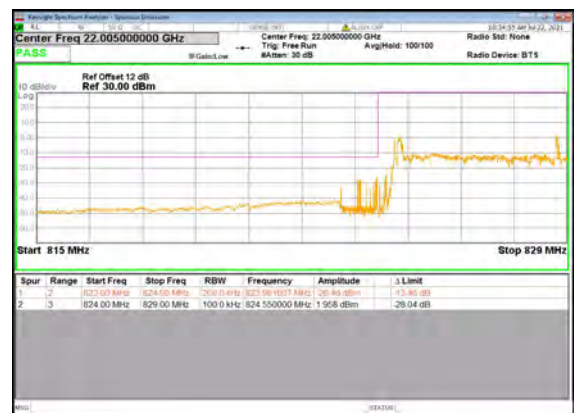
B2_N5(20M)_DFT-s-OFDM_QPSK_Edge_1RB_Left_Low_CH



B2_N5(20M)_DFT-s-OFDM_BPSK_Outer_Full_Low_CH

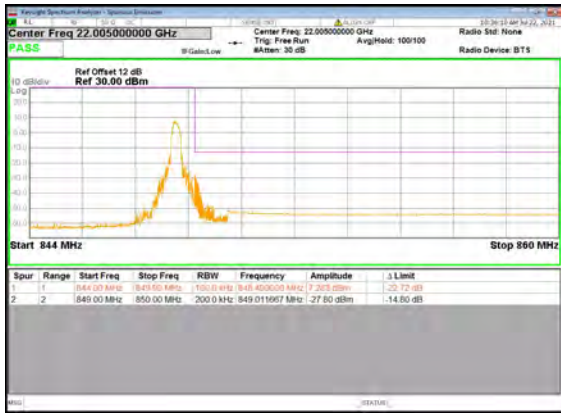


B2_N5(20M)_DFT-s-OFDM_QPSK_Outer_Full_Low_CH

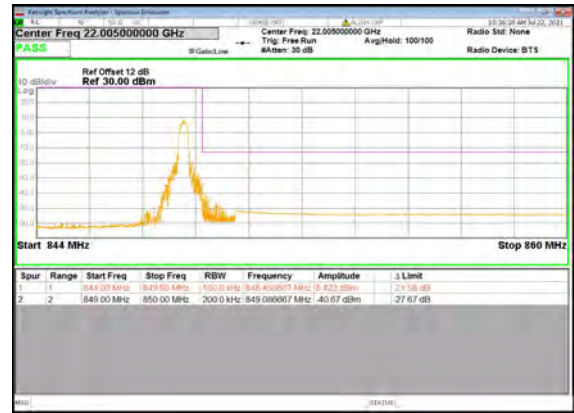




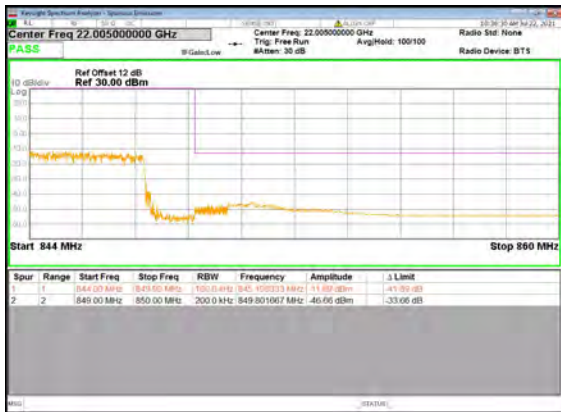
B2_N5(20M)_DFT-s-OFDM_BPSK_Edge_1RB
_Right_High_CH



B2_N5(20M)_DFT-s-OFDM_QPSK_Edge_1RB
_Right_High_CH



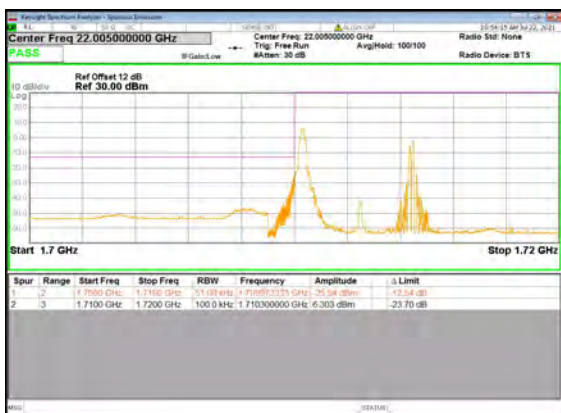
B2_N5(20M)_DFT-s-OFDM_BPSK_Outer_Full
_High_CH



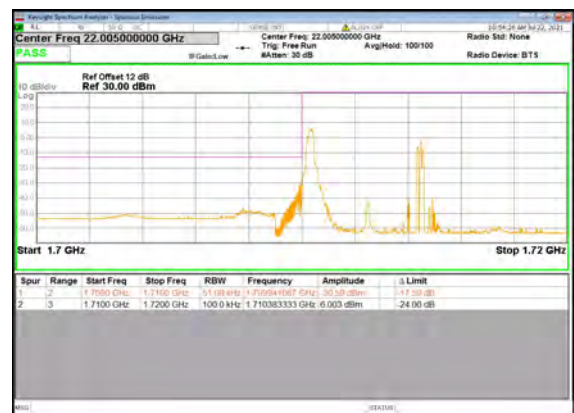
B2_N5(20M)_DFT-s-OFDM_QPSK_Outer_Full
_High_CH



B13_N66(5M)_DFT-s-OFDM_BPSK_Edge_1R
B_Left_Low_CH

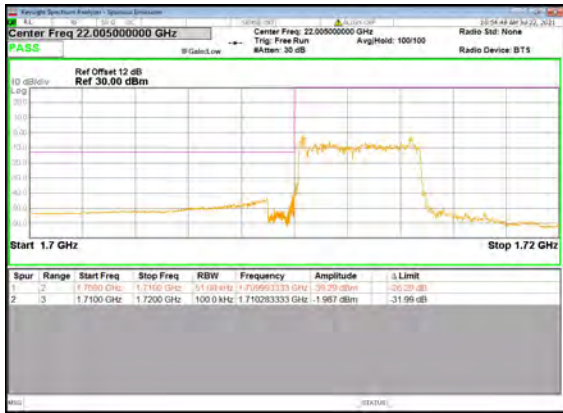


B13_N66(5M)_DFT-s-OFDM_QPSK_Edge_1R
B_Left_Low_CH

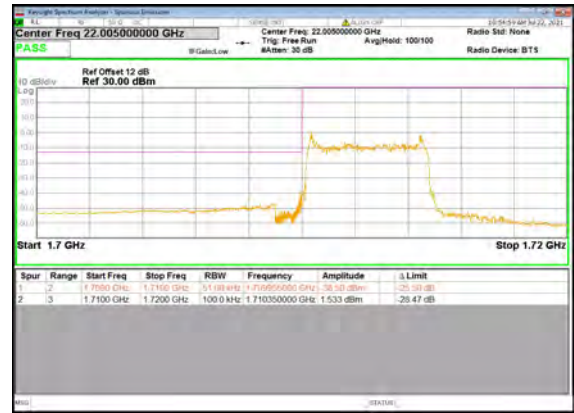




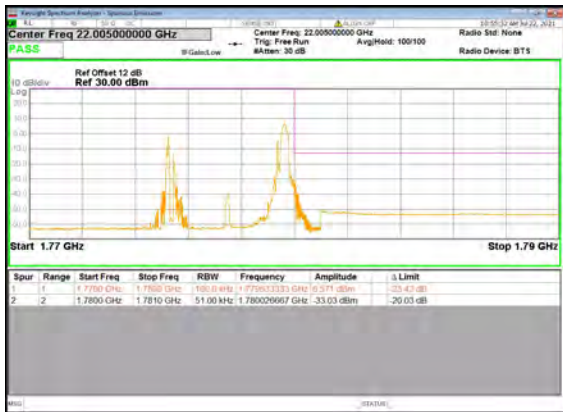
B13_N66(5M)_DFT-s-OFDM_BPSK_Outer_Ful
I_Low_CH



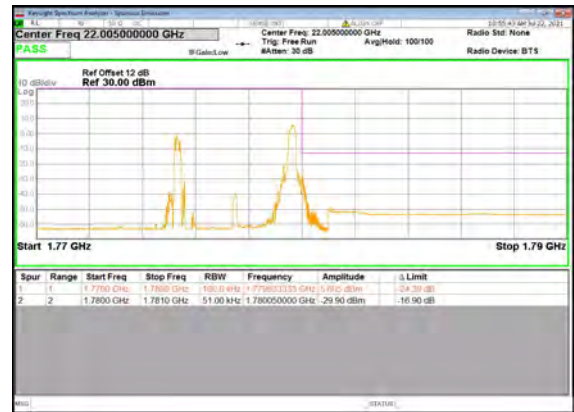
B13_N66(5M)_DFT-s-OFDM_QPSK_Outer_Ful
I_Low_CH



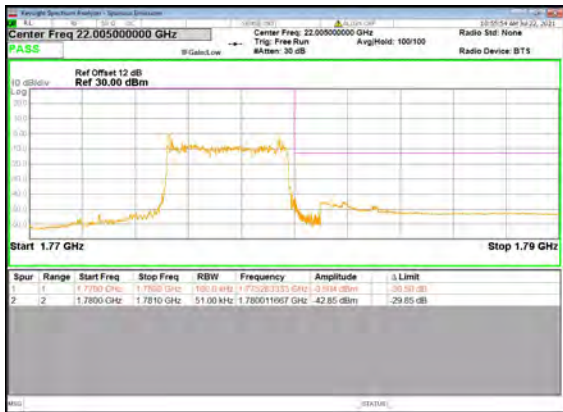
B13_N66(5M)_DFT-s-OFDM_BPSK_Edge_1R
B_Right_High_CH



B13_N66(5M)_DFT-s-OFDM_QPSK_Edge_1R
B_Right_High_CH



B13_N66(5M)_DFT-s-OFDM_BPSK_Outer_Ful
I_High_CH

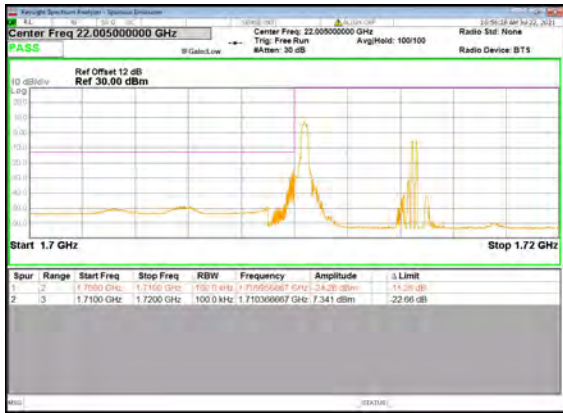


B13_N66(5M)_DFT-s-OFDM_QPSK_Outer_Ful
I_High_CH

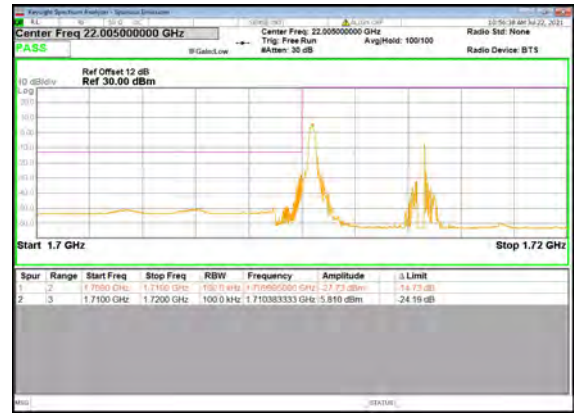




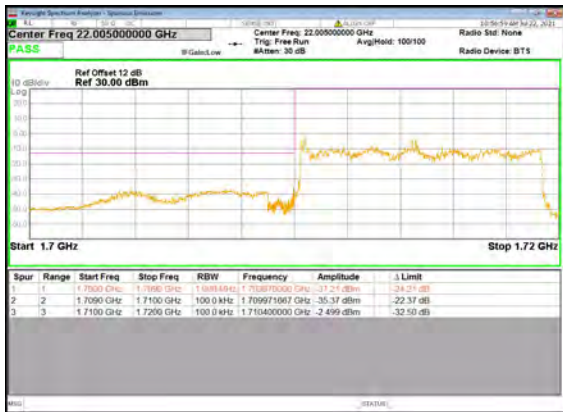
B13_N66(10M)_DFT-s-OFDM_BPSK_Edge_1
RB_Left_Low_CH



B13_N66(10M)_DFT-s-OFDM_QPSK_Edge_1
RB_Left_Low_CH



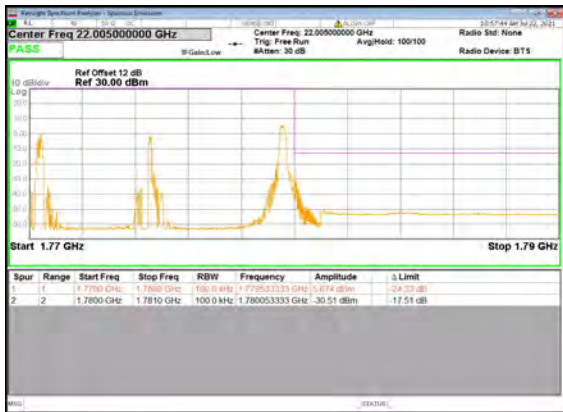
B13_N66(10M)_DFT-s-OFDM_BPSK_Outer_F
ull_Low_CH



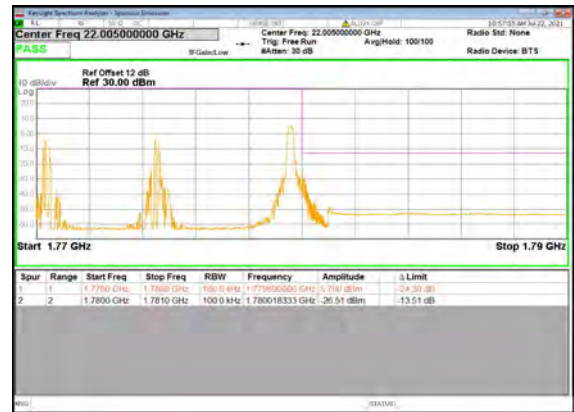
B13_N66(10M)_DFT-s-OFDM_QPSK_Outer_F
ull_Low_CH



B13_N66(10M)_DFT-s-OFDM_BPSK_Edge_1
RB_Right_High_CH



B13_N66(10M)_DFT-s-OFDM_QPSK_Edge_1
RB_Right_High_CH

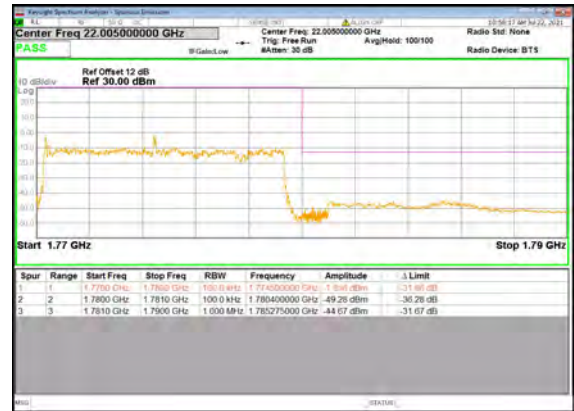




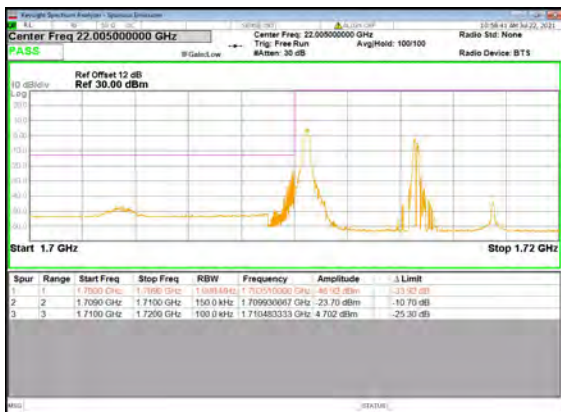
B13_N66(10M)_DFT-s-OFDM_BPSK_Outer_Full_High_CH



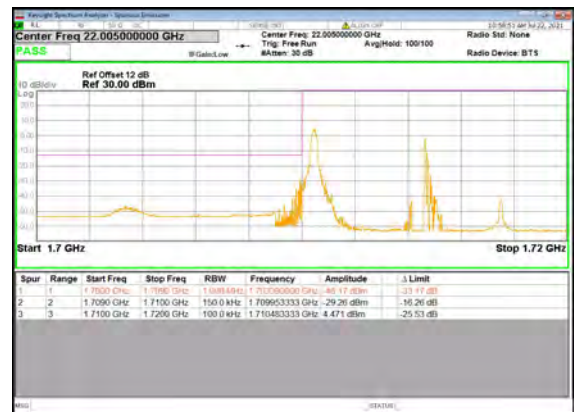
B13_N66(10M)_DFT-s-OFDM_QPSK_Outer_Full_High_CH



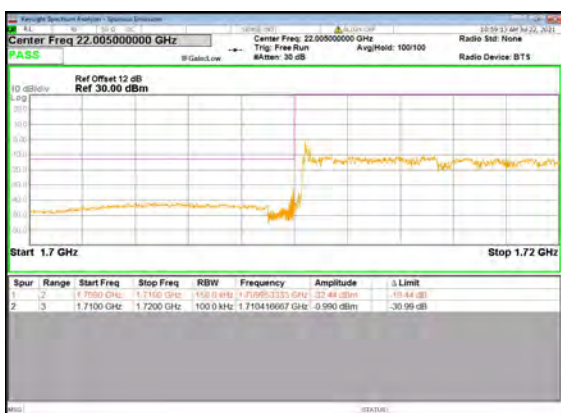
B13_N66(15M)_DFT-s-OFDM_BPSK_Edge_1_RB_Left_Low_CH



B13_N66(15M)_DFT-s-OFDM_QPSK_Edge_1_RB_Left_Low_CH



B13_N66(15M)_DFT-s-OFDM_BPSK_Outer_Full_Low_CH

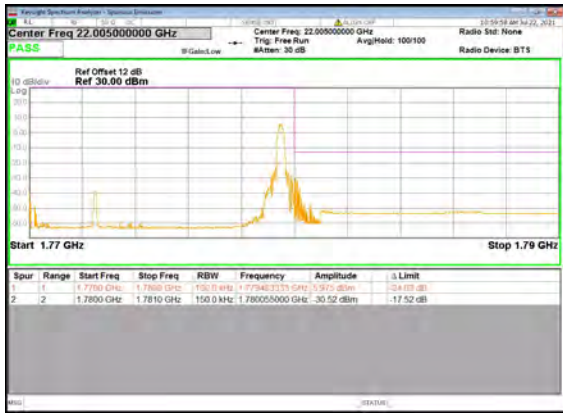


B13_N66(15M)_DFT-s-OFDM_QPSK_Outer_Full_Low_CH

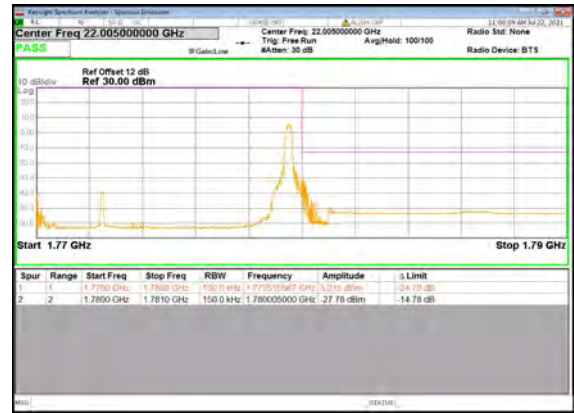




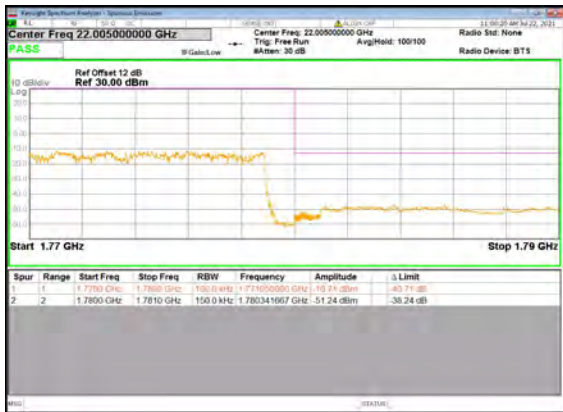
B13_N66(15M)_DFT-s-OFDM_BPSK_Edge_1
RB_Right_High_CH



B13_N66(15M)_DFT-s-OFDM_QPSK_Edge_1
RB_Right_High_CH



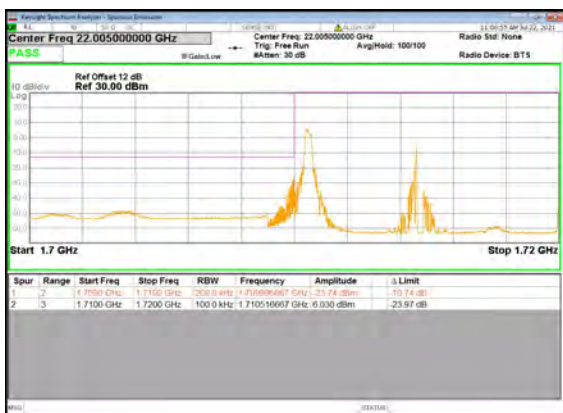
B13_N66(15M)_DFT-s-OFDM_BPSK_Outer_F
ull_High_CH



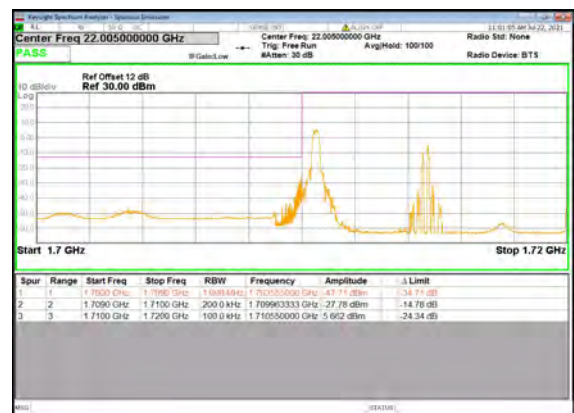
B13_N66(15M)_DFT-s-OFDM_QPSK_Outer_F
ull_High_CH



B13_N66(20M)_DFT-s-OFDM_BPSK_Edge_1
RB_Left_Low_CH

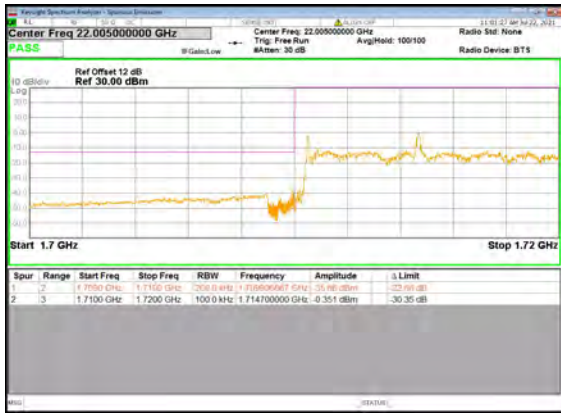


B13_N66(20M)_DFT-s-OFDM_QPSK_Edge_1
RB_Left_Low_CH

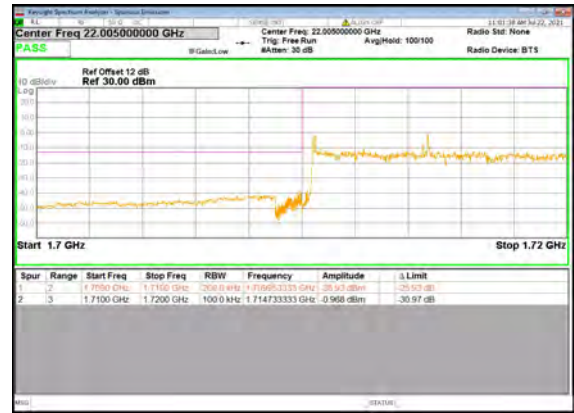




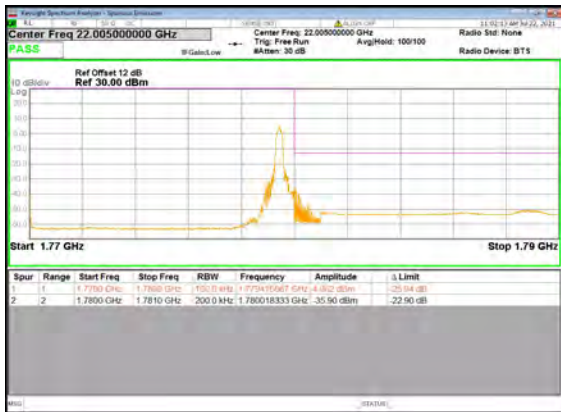
B13_N66(20M)_DFT-s-OFDM_BPSK_Outer_Full_Low_CH



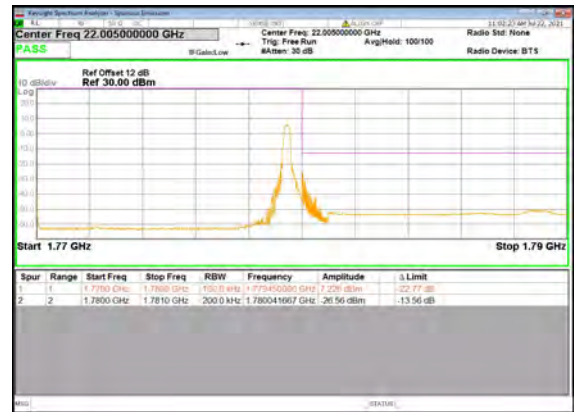
B13_N66(20M)_DFT-s-OFDM_QPSK_Outer_Full_Low_CH



B13_N66(20M)_DFT-s-OFDM_BPSK_Edge_1_RB_Right_High_CH



B13_N66(20M)_DFT-s-OFDM_QPSK_Edge_1_RB_Right_High_CH



B13_N66(20M)_DFT-s-OFDM_BPSK_Outer_Full_High_CH

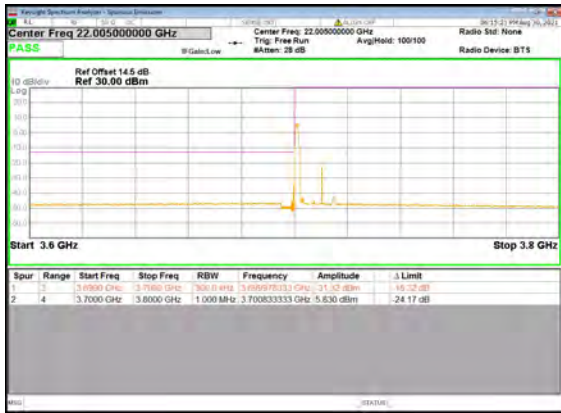


B13_N66(20M)_DFT-s-OFDM_QPSK_Outer_Full_High_CH

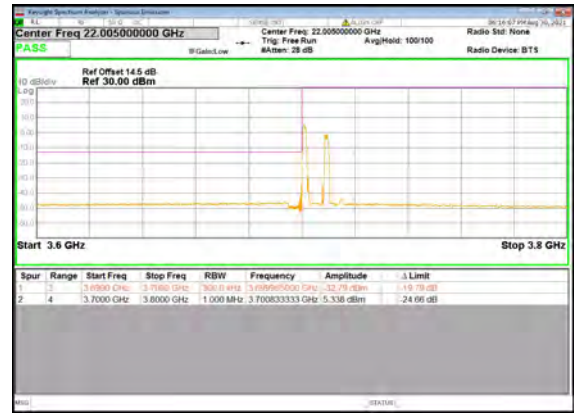




B5_N77(30M)_DFT-s-OFDM_BPSK_Edge_1R
B_Left_Low_CH



B5_N77(30M)_DFT-s-OFDM_QPSK_Edge_1R
B_Left_Low_CH



B5_N77(30M)_DFT-s-OFDM_BPSK_Outer_Ful
I_Low_CH



B5_N77(30M)_DFT-s-OFDM_QPSK_Outer_Ful
I_Low_CH



B5_N77(30M)_DFT-s-OFDM_BPSK_Edge_1R
B_Right_High_CH



B5_N77(30M)_DFT-s-OFDM_QPSK_Edge_1R
B_Right_High_CH





B5_N77(30M)_DFT-s-OFDM_BPSK_Outer_Ful
I_High_CH



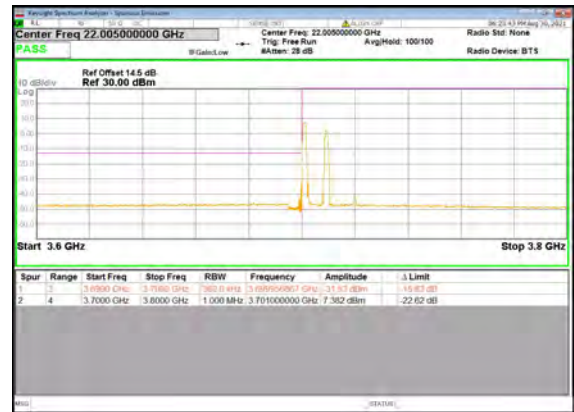
B5_N77(30M)_DFT-s-OFDM_QPSK_Outer_Ful
I_High_CH



B5_N77(40M)_DFT-s-OFDM_BPSK_Edge_1R
B_Left_Low_CH



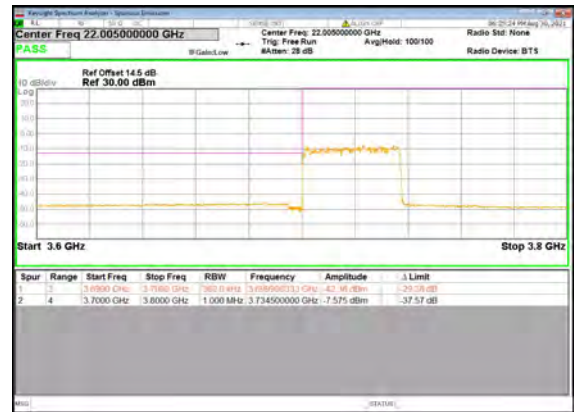
B5_N77(40M)_DFT-s-OFDM_QPSK_Edge_1R
B_Left_Low_CH



B5_N77(40M)_DFT-s-OFDM_BPSK_Outer_Ful
I_Low_CH

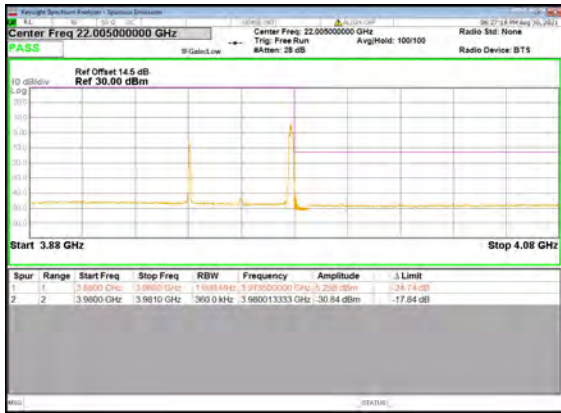


B5_N77(40M)_DFT-s-OFDM_QPSK_Outer_Ful
I_Low_CH

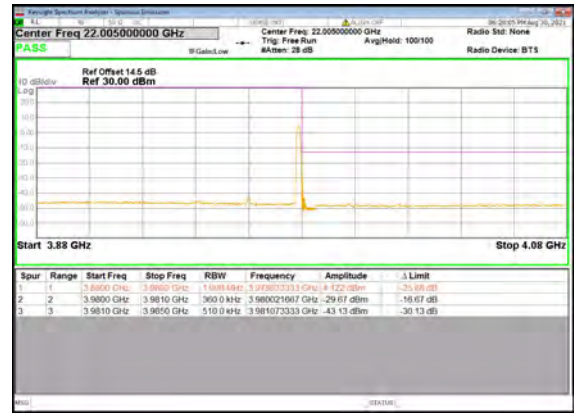




B5_N77(40M)_DFT-s-OFDM_BPSK_Edge_1R
B_Right_High_CH



B5_N77(40M)_DFT-s-OFDM_QPSK_Edge_1R
B_Right_High_CH



B5_N77(40M)_DFT-s-OFDM_BPSK_Outer_Ful
I_High_CH



B5_N77(40M)_DFT-s-OFDM_QPSK_Outer_Ful
I_High_CH



B5_N77(60M)_DFT-s-OFDM_BPSK_Edge_1R
B_Left_Low_CH



B5_N77(60M)_DFT-s-OFDM_QPSK_Edge_1R
B_Left_Low_CH

