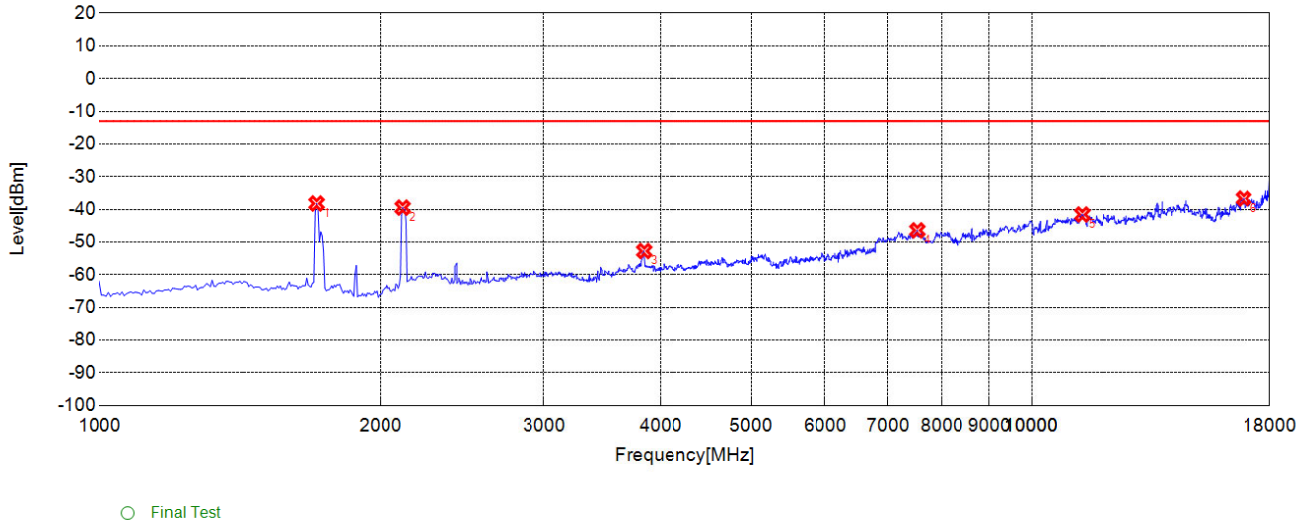




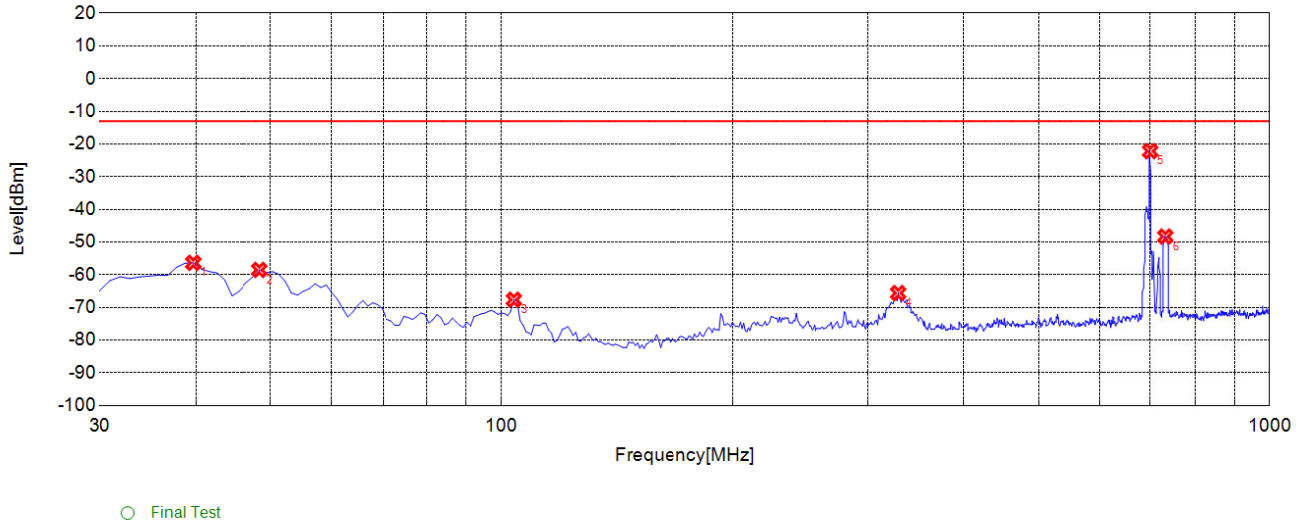
Test Graph



Suspected List								
NO.	Freq. [MHz]	Level [dBm]	Limit [dBm]	Margin [dB]	Factor [dB]	Path [dB]	Air [dB]	Ant. Pol.
1	1708.3080	-38.22	-13.00	25.22	-9.39	-46.34	36.95	NA
2	2114.7150	-39.47	-13.00	26.47	-9.87	-47.16	37.29	NA
3	3839.0390	-52.76	-13.00	39.76	-7.67	-46.85	39.18	Vertical
4	7528.7290	-46.44	-13.00	33.44	9.80	-35.81	45.61	Vertical
5	11329.3290	-41.57	-13.00	28.57	15.47	-33.56	49.03	Vertical
6	16878.8790	-36.68	-13.00	23.68	24.58	-27.00	51.58	Vertical

CA_12A_66A Low 10M QPSK RB 1 0 1-18G V

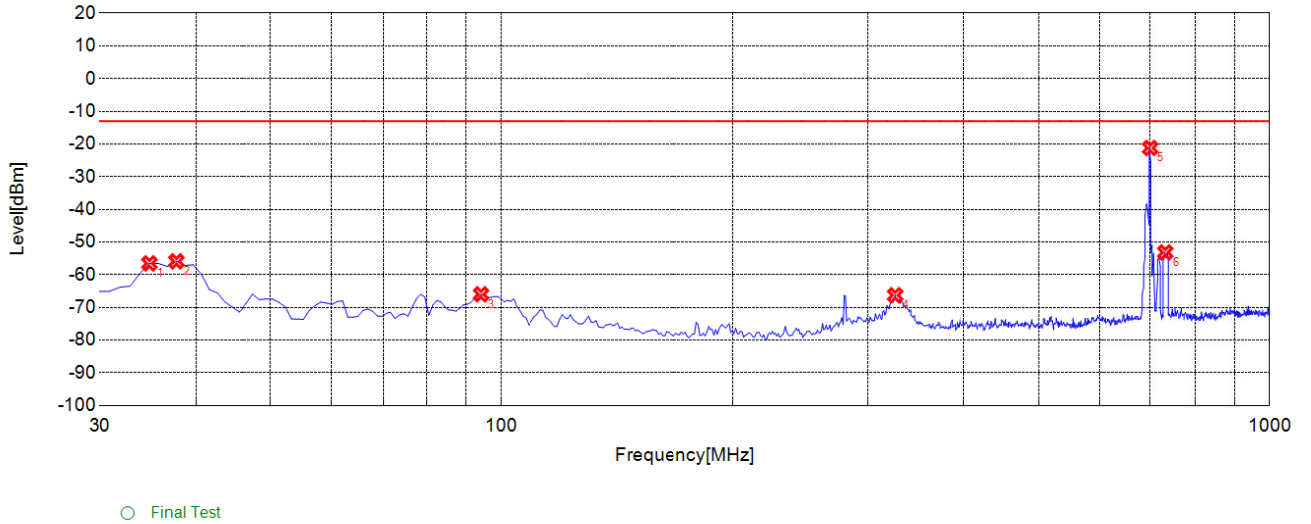
Test Graph



Suspected List								
NO.	Freq. [MHz]	Level [dBm]	Limit [dBm]	Margin [dB]	Factor [dB]	Path [dB]	Air [dB]	Ant. Pol.
1	39.7100	-56.38	-13.00	43.38	-7.19	-39.54	32.35	Horizontal
2	48.4480	-58.54	-13.00	45.54	-7.02	-39.47	32.45	Horizontal
3	103.7940	-67.65	-13.00	54.65	-17.50	-38.70	21.20	Horizontal
4	328.0880	-65.62	-13.00	52.62	-12.42	-37.03	24.61	Horizontal
5	699.9700	-22.2	-13.00	9.20	-4.56	-34.38	29.82	NA
6	732.0120	-48.33	-13.00	35.33	-3.43	-34.26	30.83	NA

CA_12A_66A Low 10M QPSK RB 1 0 30M-1G H

Test Graph

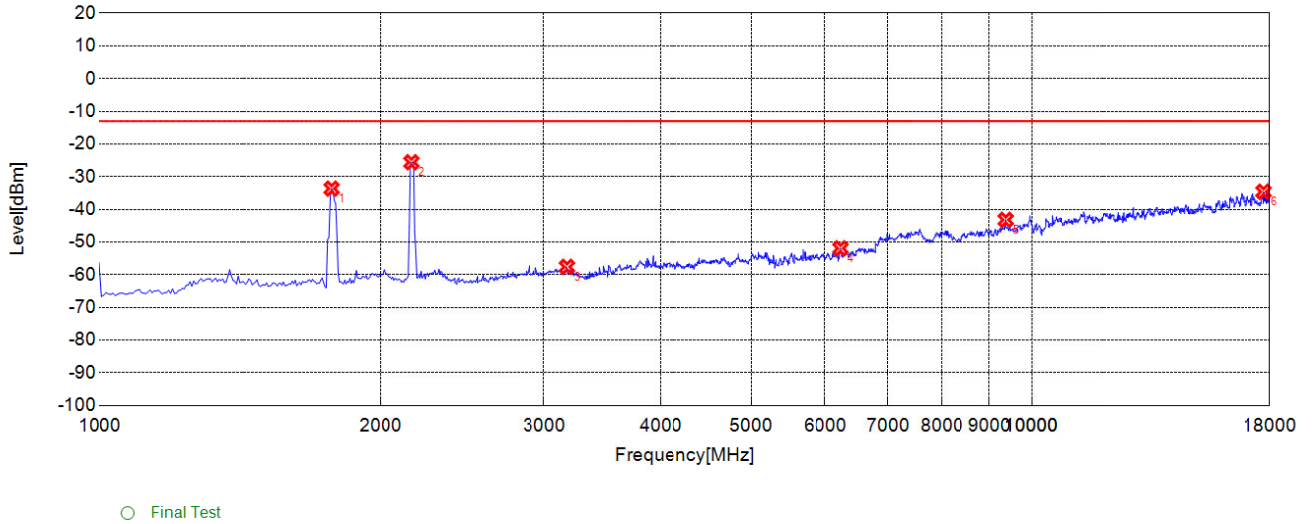


Suspected List								
NO.	Freq. [MHz]	Level [dBm]	Limit [dBm]	Margin [dB]	Factor [dB]	Path [dB]	Air [dB]	Ant. Pol.
1	34.8550	-56.53	-13.00	43.53	-16.68	-39.58	22.90	Vertical
2	37.7680	-55.91	-13.00	42.91	-16.48	-39.56	23.08	Vertical
3	94.0840	-66.01	-13.00	53.01	-14.89	-38.71	23.82	Vertical
4	325.1750	-66.28	-13.00	53.28	-11.29	-37.02	25.73	Vertical
5	699.9700	-21.23	-13.00	8.23	-4.45	-34.38	29.93	NA
6	732.0120	-53.16	-13.00	40.16	-3.41	-34.26	30.85	NA

CA_12A_66A Low 10M QPSK RB 1 0 30M-1G V



Test Graph

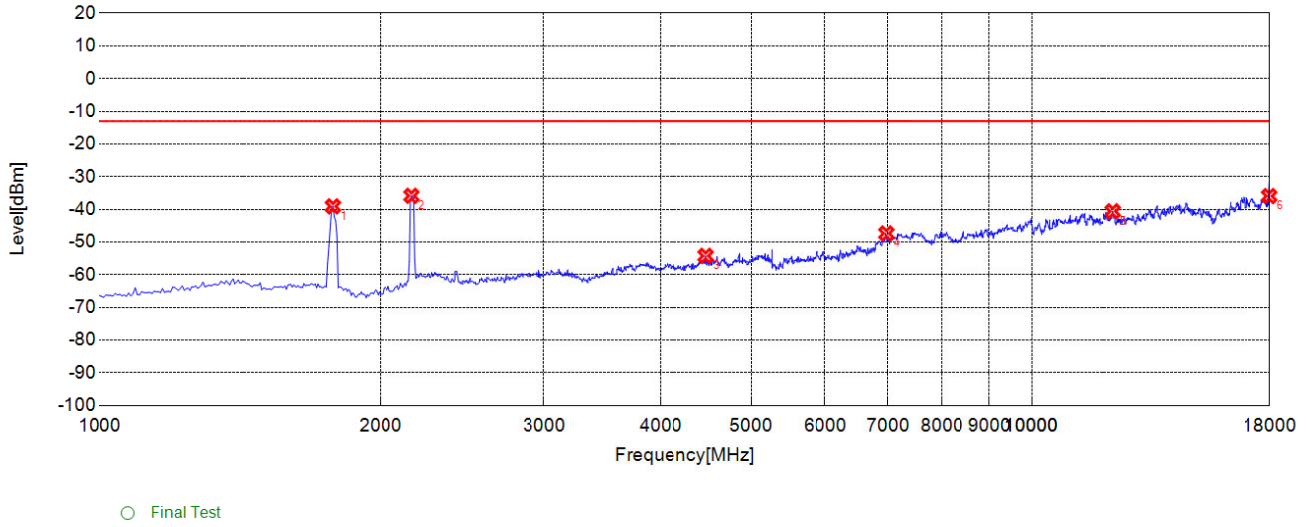


Suspected List								
NO.	Freq. [MHz]	Level [dBm]	Limit [dBm]	Margin [dB]	Factor [dB]	Path [dB]	Air [dB]	Ant. Pol.
1	1772.1720	-33.66	-13.00	20.66	-8.27	-46.29	38.02	NA
2	2161.1610	-25.59	-13.00	12.59	-7.78	-46.76	38.98	NA
3	3177.1770	-57.6	-13.00	44.60	-8.50	-47.75	39.25	Horizontal
4	6236.8370	-51.94	-13.00	38.94	-0.14	-41.95	41.81	Horizontal
5	9378.5790	-43.22	-13.00	30.22	12.35	-36.62	48.97	Horizontal
6	17742.1420	-34.62	-13.00	21.62	26.33	-26.37	52.70	Horizontal

CA_12A_66A High 10M QPSK RB 1 0 1-18G H



Test Graph

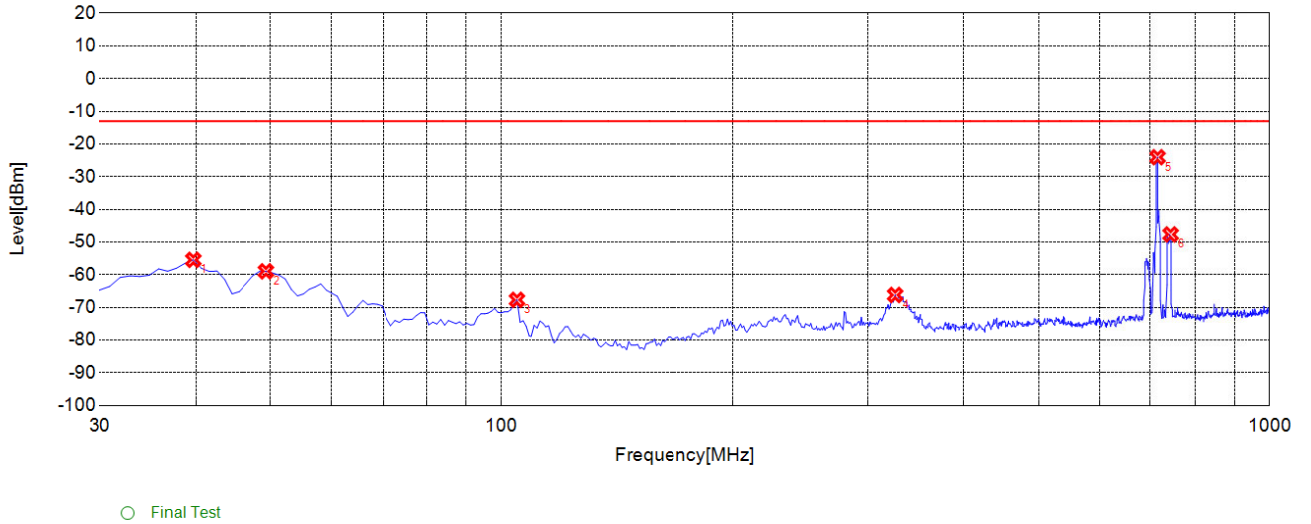


Suspected List								
NO.	Freq. [MHz]	Level [dBm]	Limit [dBm]	Margin [dB]	Factor [dB]	Path [dB]	Air [dB]	Ant. Pol.
1	1777.9780	-39.09	-13.00	26.09	-9.26	-46.30	37.04	NA
2	2161.1610	-35.87	-13.00	22.87	-8.25	-46.76	38.51	NA
3	4471.8720	-54.24	-13.00	41.24	-5.57	-45.67	40.10	Vertical
4	6979.3790	-47.39	-13.00	34.39	6.11	-37.80	43.91	Vertical
5	12237.4370	-40.62	-13.00	27.62	18.02	-30.78	48.80	Vertical
6	17988.7890	-35.96	-13.00	22.96	29.66	-26.64	56.30	Vertical

CA_12A_66A High 10M QPSK RB 1 0 1-18G V



Test Graph

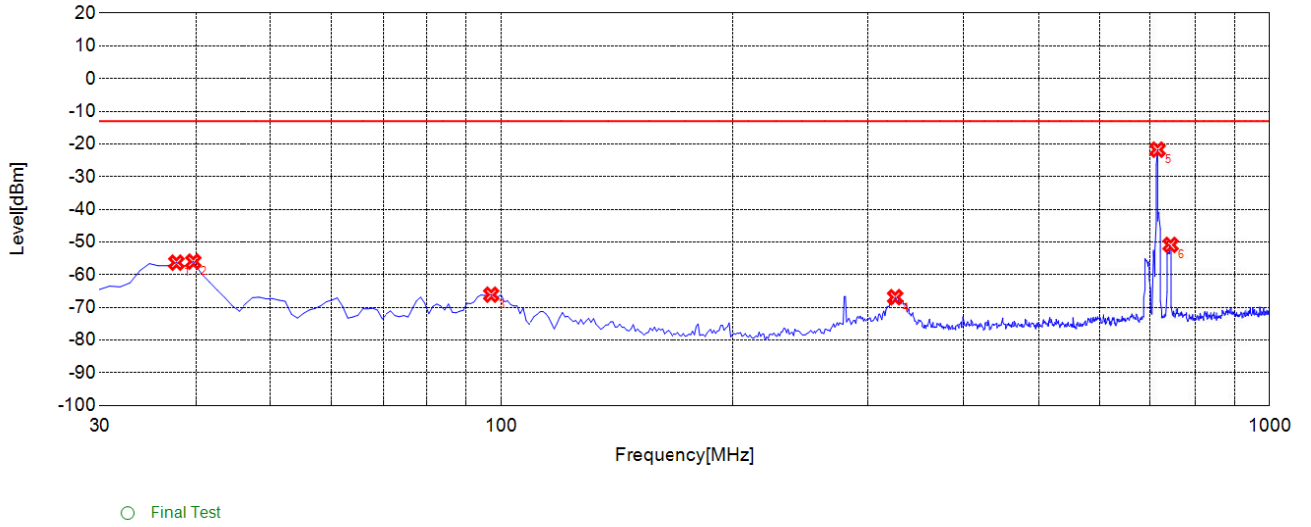


Suspected List								
NO.	Freq. [MHz]	Level [dBm]	Limit [dBm]	Margin [dB]	Factor [dB]	Path [dB]	Air [dB]	Ant. Pol.
1	39.7100	-55.46	-13.00	42.46	-7.19	-39.54	32.35	Horizontal
2	49.4190	-58.96	-13.00	45.96	-7.01	-39.46	32.45	Horizontal
3	104.7650	-67.69	-13.00	54.69	-17.53	-38.70	21.17	Horizontal
4	325.1750	-66.2	-13.00	53.20	-12.49	-37.02	24.53	Horizontal
5	715.5060	-24.06	-13.00	11.06	-4.06	-34.32	30.26	NA
6	743.6640	-47.67	-13.00	34.67	-3.16	-34.22	31.06	NA

CA_12A_66A High 10M QPSK RB 1 0 30M-1G H



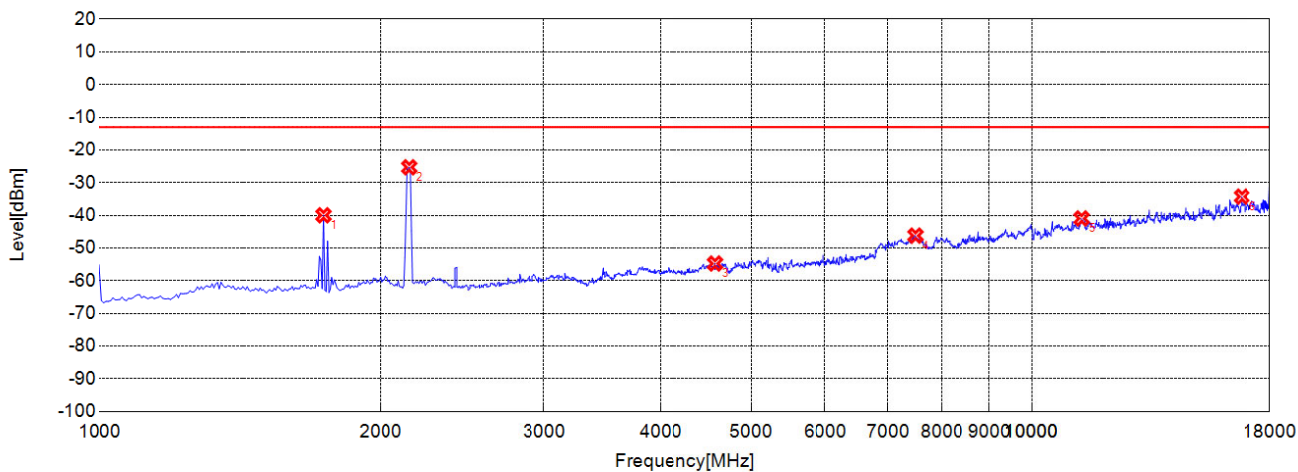
Test Graph



Suspected List								
NO.	Freq. [MHz]	Level [dBm]	Limit [dBm]	Margin [dB]	Factor [dB]	Path [dB]	Air [dB]	Ant. Pol.
1	37.7680	-56.32	-13.00	43.32	-16.48	-39.56	23.08	Vertical
2	39.7100	-56	-13.00	43.00	-16.34	-39.54	23.20	Vertical
3	96.9970	-66.11	-13.00	53.11	-13.67	-38.70	25.03	Vertical
4	325.1750	-66.89	-13.00	53.89	-11.29	-37.02	25.73	Vertical
5	715.5060	-21.75	-13.00	8.75	-3.94	-34.32	30.38	NA
6	743.6640	-50.88	-13.00	37.88	-3.01	-34.22	31.21	NA

CA_12A_66A High 10M QPSK RB 1 0 30M-1G V

Test Graph



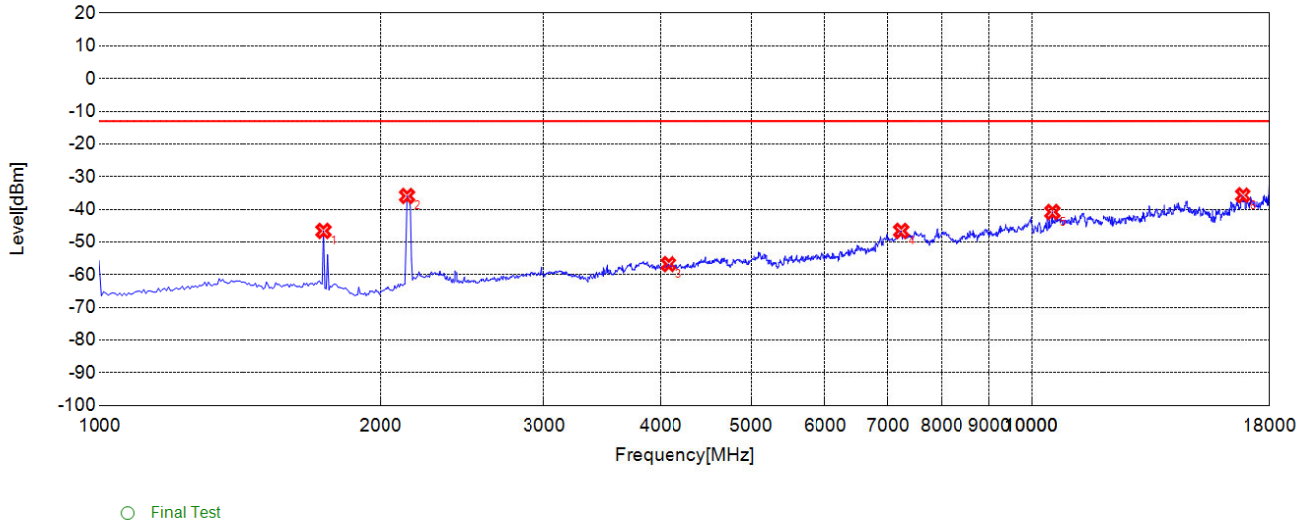
○ Final Test

Suspected List								
NO.	Freq. [MHz]	Level [dBm]	Limit [dBm]	Margin [dB]	Factor [dB]	Path [dB]	Air [dB]	Ant. Pol.
1	1737.3370	-39.99	-13.00	26.99	-8.32	-46.29	37.97	NA
2	2149.5500	-25.3	-13.00	12.30	-7.79	-46.73	38.94	NA
3	4576.3760	-54.75	-13.00	41.75	-4.95	-45.40	40.45	Horizontal
4	7495.0950	-46.22	-13.00	33.22	10.61	-35.56	46.17	Horizontal
5	11306.9070	-40.95	-13.00	27.95	15.24	-33.73	48.97	Horizontal
6	16800.4000	-34.28	-13.00	21.28	25.31	-26.27	51.58	Horizontal

CA_12A_66A Mid 10M QPSK RB 1 0 1-18G H



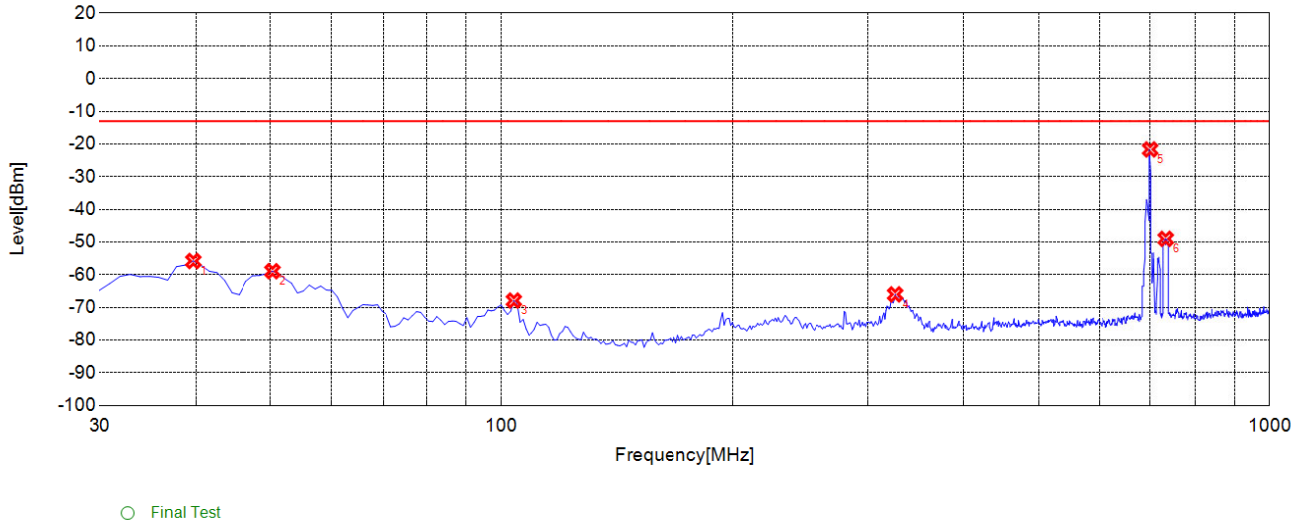
Test Graph



Suspected List								
NO.	Freq. [MHz]	Level [dBm]	Limit [dBm]	Margin [dB]	Factor [dB]	Path [dB]	Air [dB]	Ant. Pol.
1	1737.3370	-46.61	-13.00	33.61	-9.30	-46.29	36.99	NA
2	2137.9380	-35.92	-13.00	22.92	-8.97	-46.87	37.90	NA
3	4077.0770	-56.77	-13.00	43.77	-7.31	-46.76	39.45	Vertical
4	7237.2370	-46.61	-13.00	33.61	8.58	-36.94	45.52	Vertical
5	10522.1220	-40.82	-13.00	27.82	12.58	-36.13	48.71	Vertical
6	16845.2450	-35.7	-13.00	22.70	24.54	-26.74	51.28	Vertical

CA_12A_66A Mid 10M QPSK RB 1 0 1-18G V

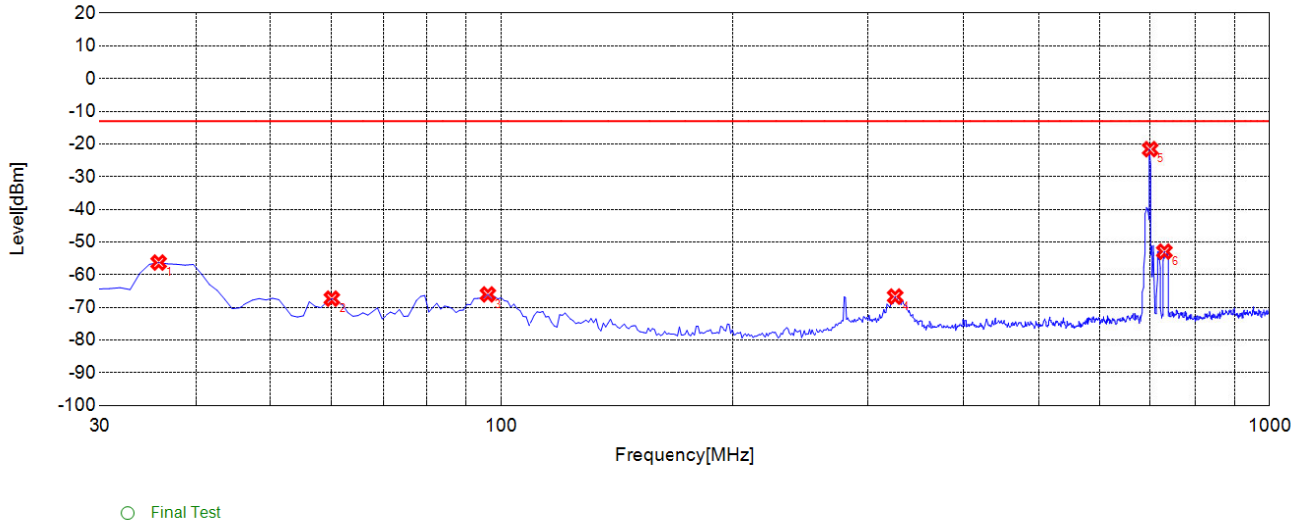
Test Graph



Suspected List								
NO.	Freq. [MHz]	Level [dBm]	Limit [dBm]	Margin [dB]	Factor [dB]	Path [dB]	Air [dB]	Ant. Pol.
1	39.7100	-55.81	-13.00	42.81	-7.19	-39.54	32.35	Horizontal
2	50.3900	-58.93	-13.00	45.93	-7.16	-39.46	32.30	Horizontal
3	103.7940	-67.91	-13.00	54.91	-17.50	-38.70	21.20	Horizontal
4	325.1750	-66.02	-13.00	53.02	-12.49	-37.02	24.53	Horizontal
5	699.9700	-21.67	-13.00	8.67	-4.56	-34.38	29.82	NA
6	732.9830	-49.04	-13.00	36.04	-3.41	-34.26	30.85	NA

CA_12A_66A Mid 10M QPSK RB 1 0 30M-1G H

Test Graph

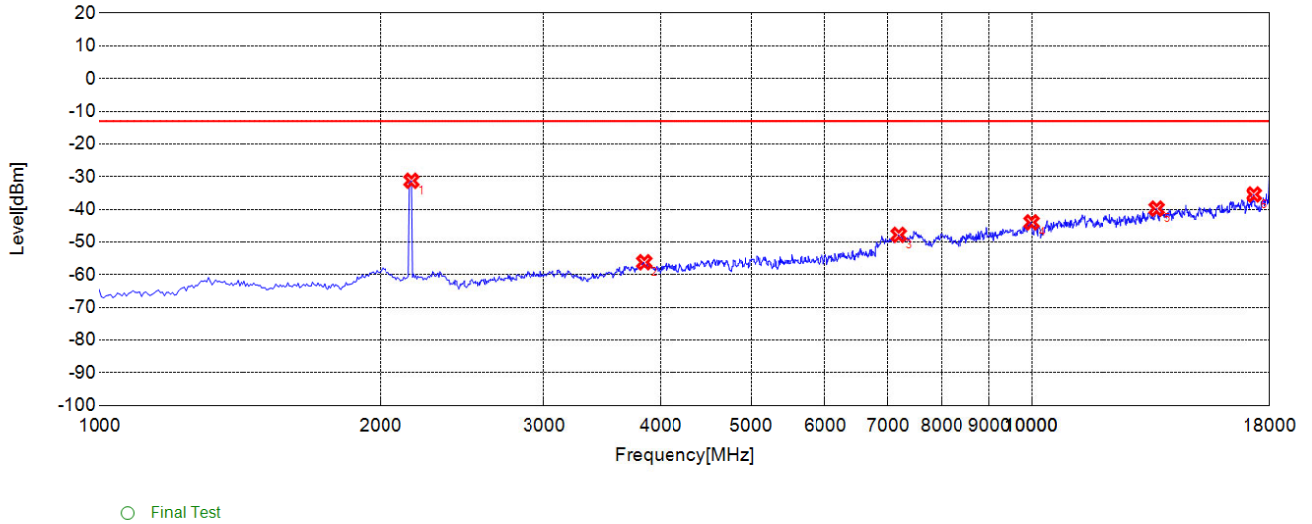


Suspected List								
NO.	Freq. [MHz]	Level [dBm]	Limit [dBm]	Margin [dB]	Factor [dB]	Path [dB]	Air [dB]	Ant. Pol.
1	35.8260	-56.29	-13.00	43.29	-16.61	-39.57	22.96	Vertical
2	60.1000	-67.33	-13.00	54.33	-18.32	-39.49	21.17	Vertical
3	96.0260	-66.04	-13.00	53.04	-14.07	-38.70	24.63	Vertical
4	325.1750	-66.7	-13.00	53.70	-11.29	-37.02	25.73	Vertical
5	699.9700	-21.6	-13.00	8.60	-4.45	-34.38	29.93	NA
6	730.0700	-52.94	-13.00	39.94	-3.46	-34.27	30.81	NA

CA_12A_66A Mid 10M QPSK RB 1 0 30M-1G V



Test Graph

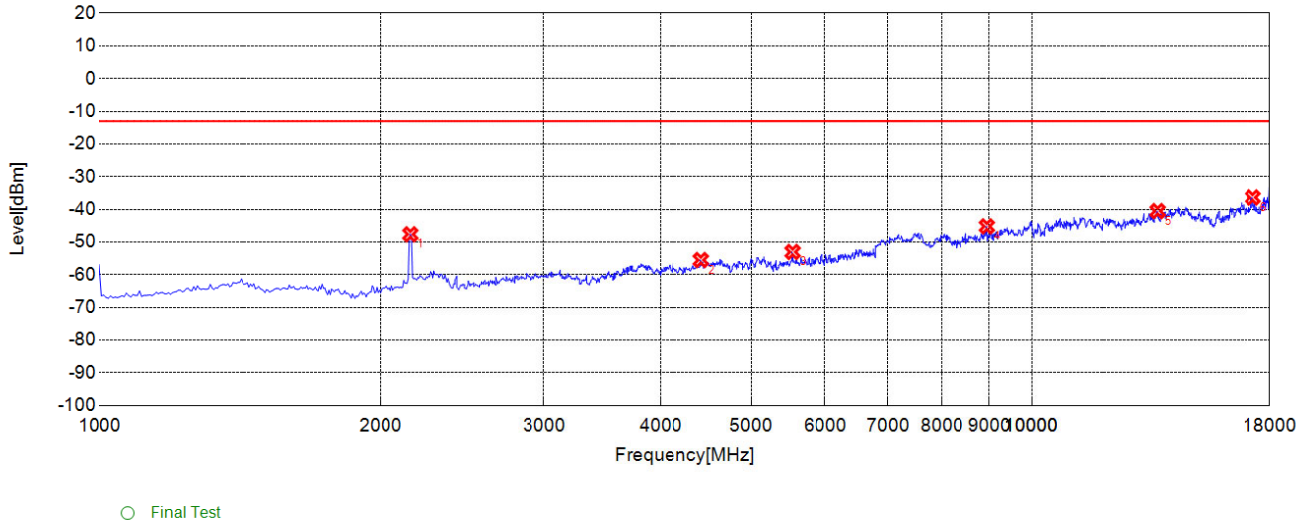


Suspected List								
NO.	Freq. [MHz]	Level [dBm]	Limit [dBm]	Margin [dB]	Factor [dB]	Path [dB]	Air [dB]	Ant. Pol.
1	2161.1610	-31.26	-13.00	18.26	-7.78	-46.76	38.98	NA
2	3839.0390	-56.2	-13.00	43.20	-7.24	-46.85	39.61	Horizontal
3	7192.3920	-47.82	-13.00	34.82	8.24	-36.95	45.19	Horizontal
4	9995.1950	-43.97	-13.00	30.97	14.12	-34.28	48.40	Horizontal
5	13627.6280	-39.79	-13.00	26.79	22.15	-27.95	50.10	Horizontal
6	17327.3270	-35.45	-13.00	22.45	24.03	-27.41	51.44	Horizontal

CA_13A_66A Low 10M QPSK RB 1 0 1-18G H



Test Graph

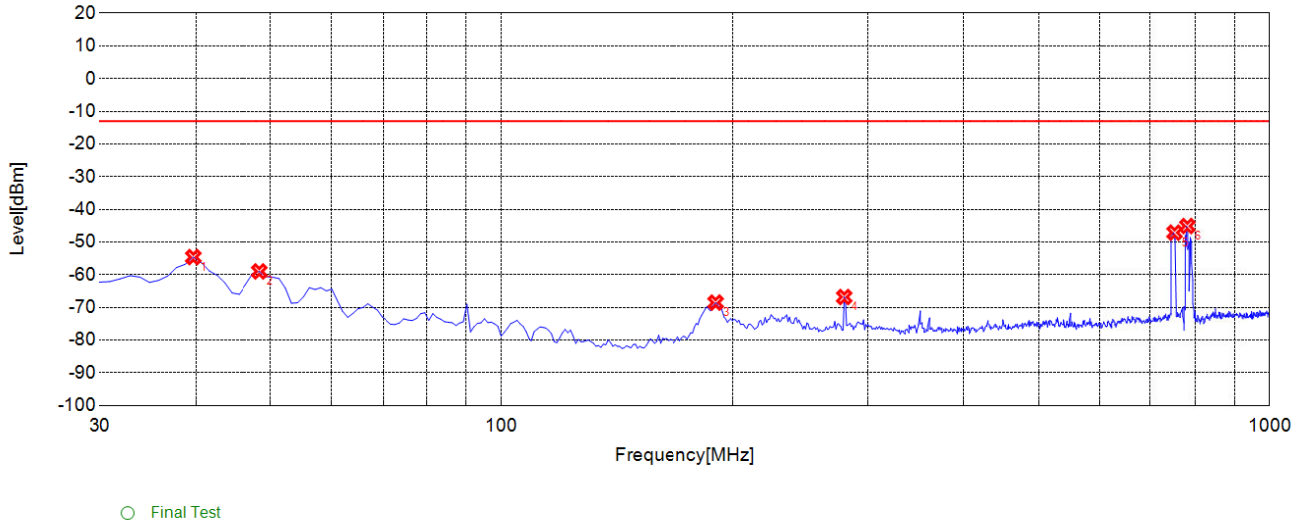


Suspected List								
NO.	Freq. [MHz]	Level [dBm]	Limit [dBm]	Margin [dB]	Factor [dB]	Path [dB]	Air [dB]	Ant. Pol.
1	2155.3550	-47.64	-13.00	34.64	-8.39	-46.74	38.35	NA
2	4419.6200	-55.51	-13.00	42.51	-5.66	-45.76	40.10	Vertical
3	5534.3340	-53.04	-13.00	40.04	-2.33	-42.77	40.44	Vertical
4	8952.5530	-45.22	-13.00	32.22	10.36	-36.65	47.01	Vertical
5	13661.2610	-40.54	-13.00	27.54	21.82	-27.93	49.75	Vertical
6	17271.2710	-36.37	-13.00	23.37	23.46	-27.25	50.71	Vertical

CA_13A_66A Low 10M QPSK RB 1 0 1-18G V



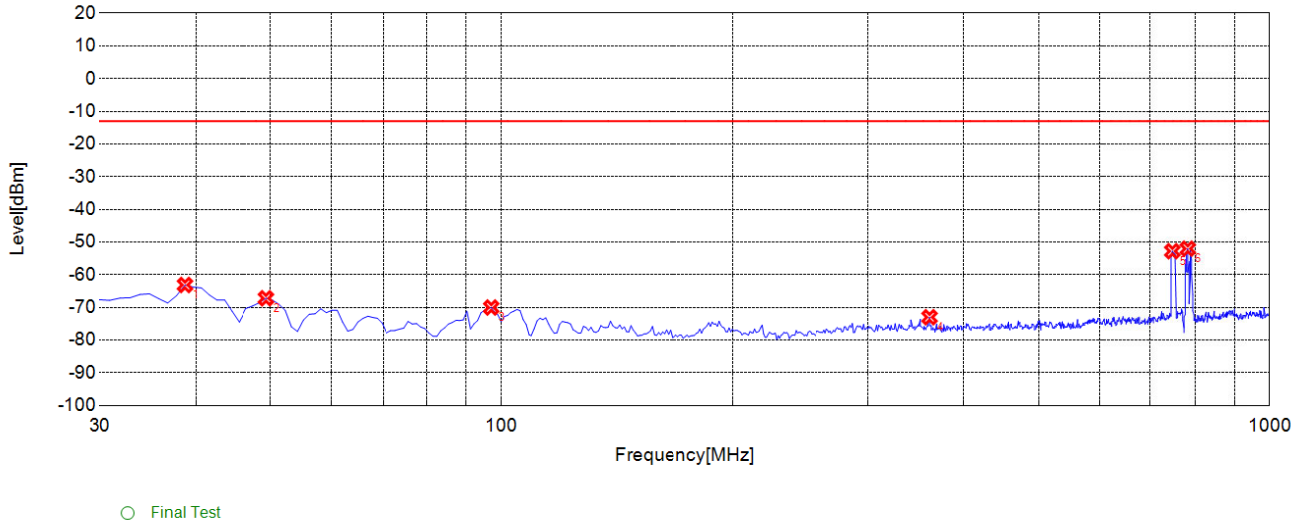
Test Graph



Suspected List								
NO.	Freq. [MHz]	Level [dBm]	Limit [dBm]	Margin [dB]	Factor [dB]	Path [dB]	Air [dB]	Ant. Pol.
1	39.7100	-54.62	-13.00	41.62	-7.19	-39.54	32.35	Horizontal
2	48.4480	-59	-13.00	46.00	-7.02	-39.47	32.45	Horizontal
3	190.2100	-68.54	-13.00	55.54	-14.76	-38.09	23.33	Horizontal
4	279.5400	-66.83	-13.00	53.83	-12.04	-37.04	25.00	Horizontal
5	752.4020	-47.14	-13.00	34.14	-2.88	-34.20	31.32	NA
6	781.5320	-45.12	-13.00	32.12	-3.19	-34.23	31.04	NA

CA_13A_66A Low 10M QPSK RB 1 0 30M-1G H

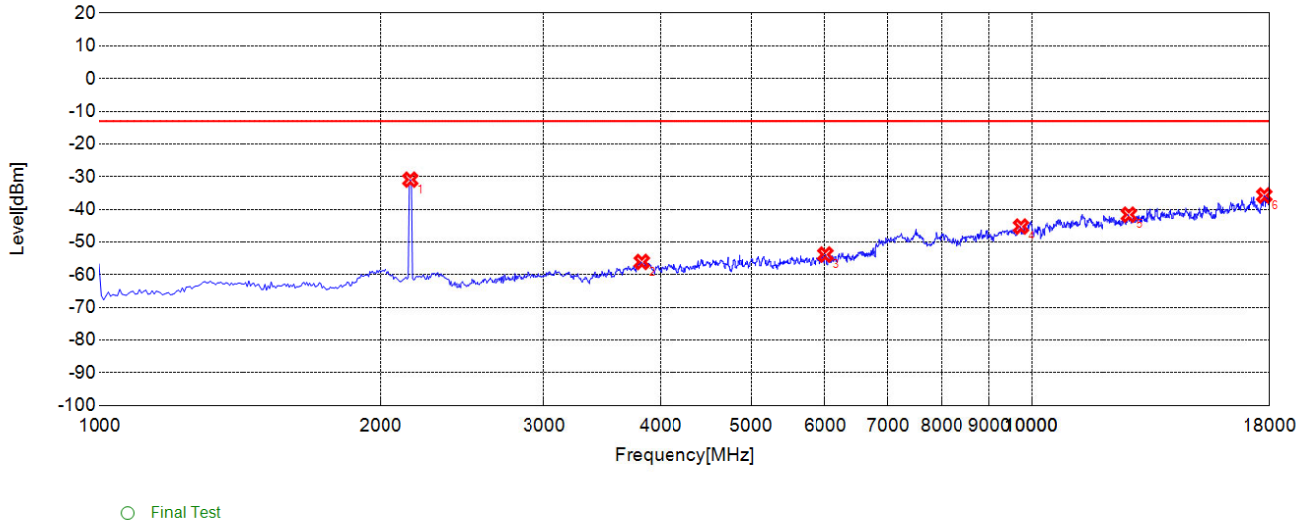
Test Graph



Suspected List								
NO.	Freq. [MHz]	Level [dBm]	Limit [dBm]	Margin [dB]	Factor [dB]	Path [dB]	Air [dB]	Ant. Pol.
1	38.7390	-63.14	-13.00	50.14	-16.41	-39.55	23.14	Vertical
2	49.4190	-67.21	-13.00	54.21	-15.27	-39.46	24.19	Vertical
3	96.9970	-70.04	-13.00	57.04	-13.67	-38.70	25.03	Vertical
4	360.1300	-73.01	-13.00	60.01	-10.88	-36.73	25.85	Vertical
5	747.5480	-52.81	-13.00	39.81	-2.78	-34.21	31.43	NA
6	782.5030	-52.04	-13.00	39.04	-3.31	-34.23	30.92	NA

CA_13A_66A Low 10M QPSK RB 1 0 30M-1G V

Test Graph

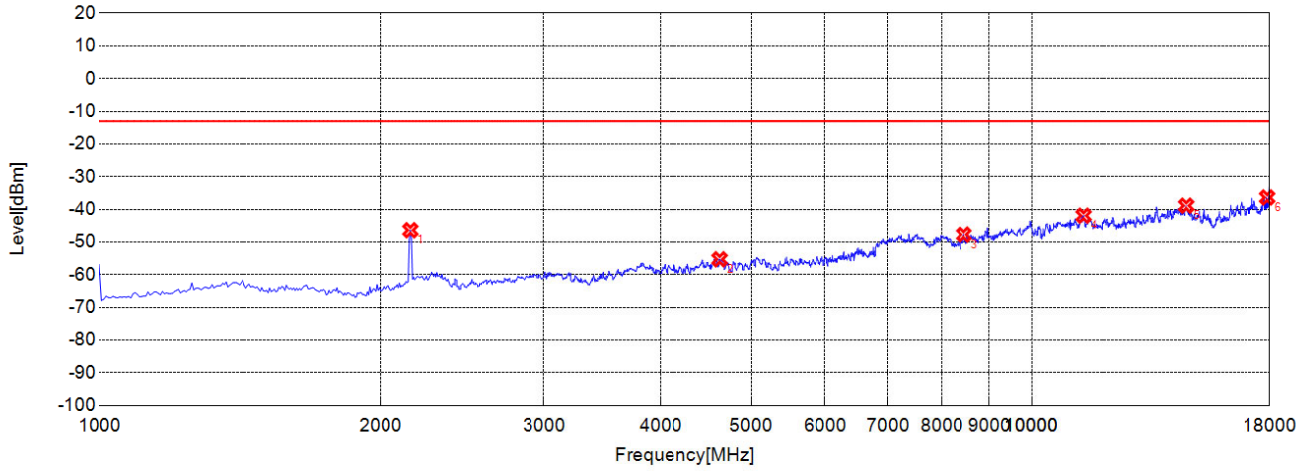


Suspected List								
NO.	Freq. [MHz]	Level [dBm]	Limit [dBm]	Margin [dB]	Factor [dB]	Path [dB]	Air [dB]	Ant. Pol.
1	2155.3550	-30.92	-13.00	17.92	-7.78	-46.74	38.96	NA
2	3815.8160	-56.1	-13.00	43.10	-6.78	-46.31	39.53	Horizontal
3	6010.4100	-53.84	-13.00	40.84	-1.11	-42.57	41.46	Horizontal
4	9737.3370	-45.27	-13.00	32.27	12.26	-36.56	48.82	Horizontal
5	12730.7310	-41.65	-13.00	28.65	20.39	-29.08	49.47	Horizontal
6	17775.7760	-35.78	-13.00	22.78	26.49	-26.73	53.22	Horizontal

CA_13A_66A Middle 10M QPSK RB 1 0 1-18G H



Test Graph



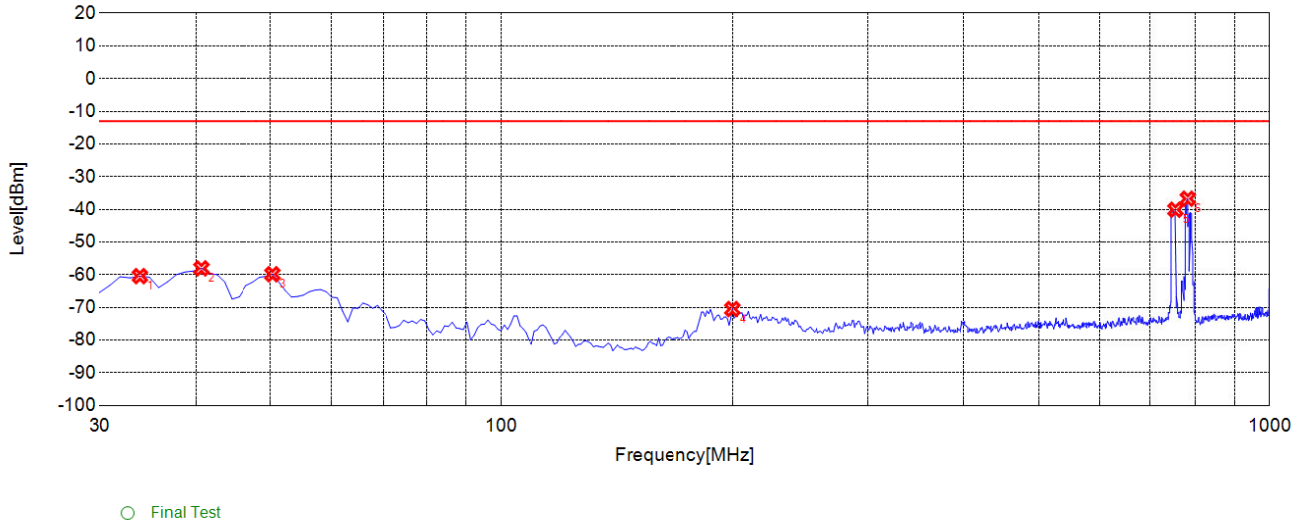
○ Final Test

Suspected List								
NO.	Freq. [MHz]	Level [dBm]	Limit [dBm]	Margin [dB]	Factor [dB]	Path [dB]	Air [dB]	Ant. Pol.
1	2155.3550	-46.4	-13.00	33.40	-8.39	-46.74	38.35	NA
2	4628.6290	-55.28	-13.00	42.28	-4.89	-45.19	40.30	Vertical
3	8448.0480	-47.73	-13.00	34.73	9.30	-35.61	44.91	Vertical
4	11362.9630	-41.96	-13.00	28.96	15.80	-33.37	49.17	Vertical
5	14647.8480	-38.88	-13.00	25.88	23.21	-27.20	50.41	Vertical
6	17899.0990	-36.37	-13.00	23.37	29.11	-25.08	54.19	Vertical

CA_13A_66A Middle 10M QPSK RB 1 0 1-18G V



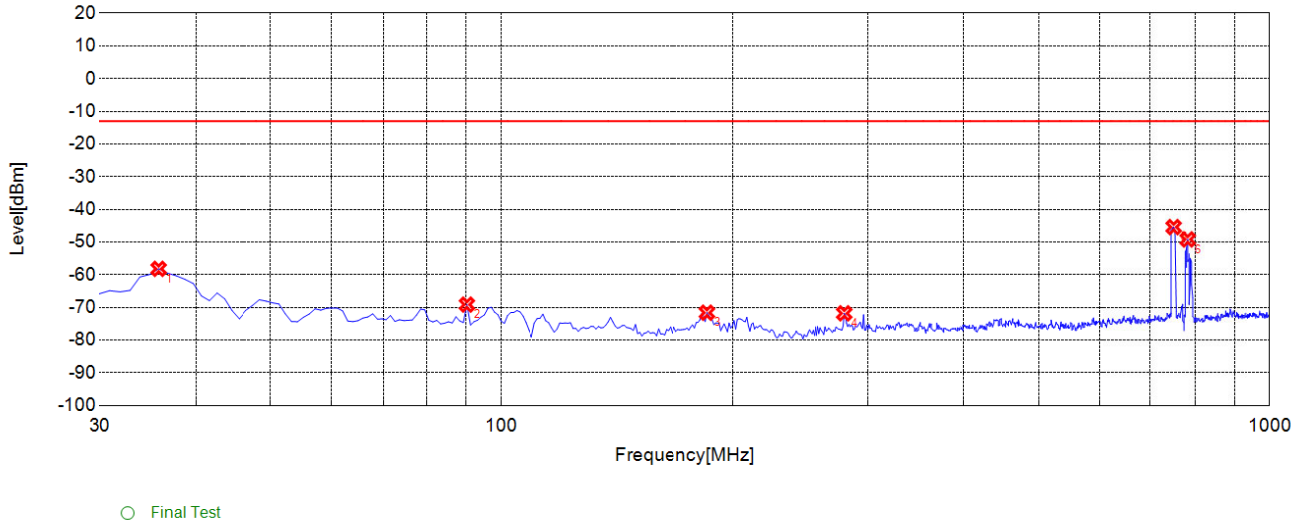
Test Graph



Suspected List								
NO.	Freq. [MHz]	Level [dBm]	Limit [dBm]	Margin [dB]	Factor [dB]	Path [dB]	Air [dB]	Ant. Pol.
1	33.8840	-60.44	-13.00	47.44	-9.81	-39.59	29.78	Horizontal
2	40.6810	-58.07	-13.00	45.07	-7.05	-39.53	32.48	Horizontal
3	50.3900	-59.86	-13.00	46.86	-7.16	-39.46	32.30	Horizontal
4	199.9200	-70.51	-13.00	57.51	-14.94	-37.84	22.90	Horizontal
5	754.3440	-40.12	-13.00	27.12	-2.78	-34.20	31.42	NA
6	782.5030	-36.75	-13.00	23.75	-3.20	-34.23	31.03	NA

CA_13A_66A Middle 10M QPSK RB 1 0 30M-1G H

Test Graph

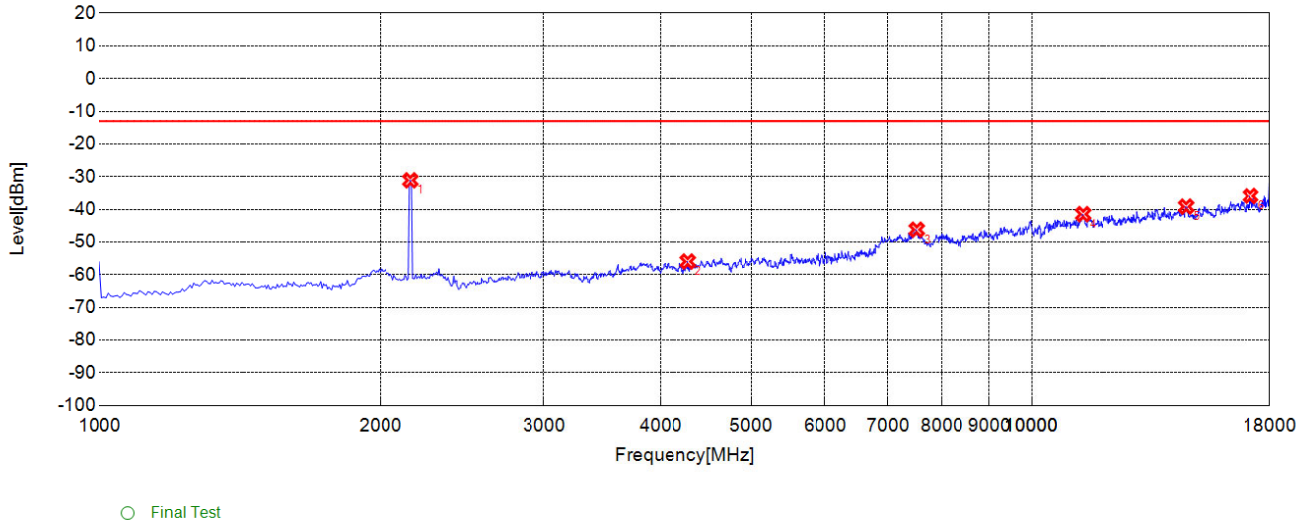


Suspected List								
NO.	Freq. [MHz]	Level [dBm]	Limit [dBm]	Margin [dB]	Factor [dB]	Path [dB]	Air [dB]	Ant. Pol.
1	35.8260	-58.2	-13.00	45.20	-16.61	-39.57	22.96	Vertical
2	90.2000	-69.15	-13.00	56.15	-16.50	-38.71	22.21	Vertical
3	185.3550	-71.63	-13.00	58.63	-15.97	-38.10	22.13	Vertical
4	279.5400	-71.82	-13.00	58.82	-12.54	-37.04	24.50	Vertical
5	750.4600	-45.43	-13.00	32.43	-2.61	-34.20	31.59	NA
6	782.5030	-49.21	-13.00	36.21	-3.31	-34.23	30.92	NA

CA_13A_66A Middle 10M QPSK RB 1 0 30M-1G V



Test Graph

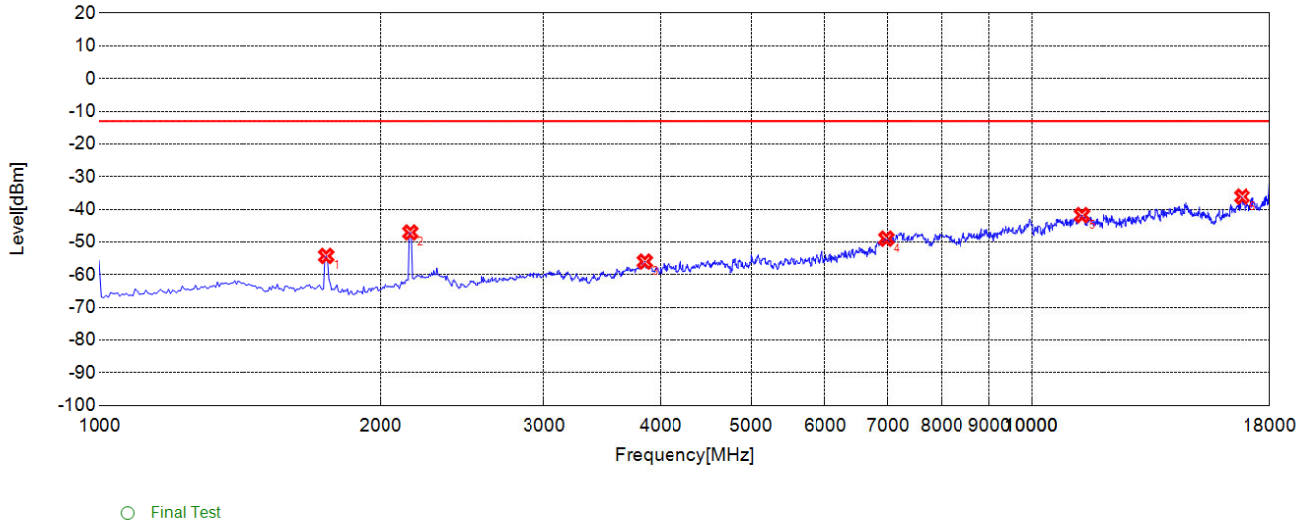


Suspected List								
NO.	Freq. [MHz]	Level [dBm]	Limit [dBm]	Margin [dB]	Factor [dB]	Path [dB]	Air [dB]	Ant. Pol.
1	2155.3550	-31.13	-13.00	18.13	-7.78	-46.74	38.96	NA
2	4280.2800	-55.96	-13.00	42.96	-6.64	-46.50	39.86	Horizontal
3	7517.5180	-46.23	-13.00	33.23	10.34	-35.67	46.01	Horizontal
4	11351.7520	-41.48	-13.00	28.48	15.81	-33.39	49.20	Horizontal
5	14647.8480	-39.17	-13.00	26.17	22.55	-27.20	49.75	Horizontal
6	17170.3700	-35.92	-13.00	22.92	23.88	-27.74	51.62	Horizontal

CA_13A_66A High 10M QPSK RB 1 0 1-18G H



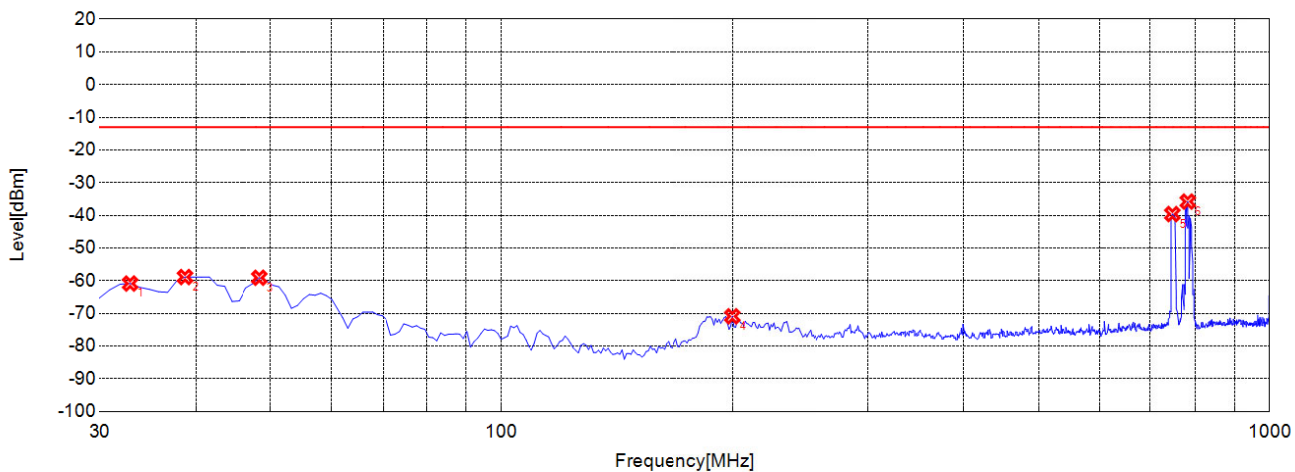
Test Graph



Suspected List								
NO.	Freq. [MHz]	Level [dBm]	Limit [dBm]	Margin [dB]	Factor [dB]	Path [dB]	Air [dB]	Ant. Pol.
1	1748.9490	-54.26	-13.00	41.26	-9.26	-46.26	37.00	NA
2	2155.3550	-47.07	-13.00	34.07	-8.39	-46.74	38.35	NA
3	3844.8450	-55.99	-13.00	42.99	-7.79	-46.98	39.19	Vertical
4	6979.3790	-48.97	-13.00	35.97	6.11	-37.80	43.91	Vertical
5	11318.1180	-41.78	-13.00	28.78	15.33	-33.65	48.98	Vertical
6	16811.6120	-36.12	-13.00	23.12	24.59	-26.39	50.98	Vertical

CA_13A_66A High 10M QPSK RB 1 0 1-18G V

Test Graph



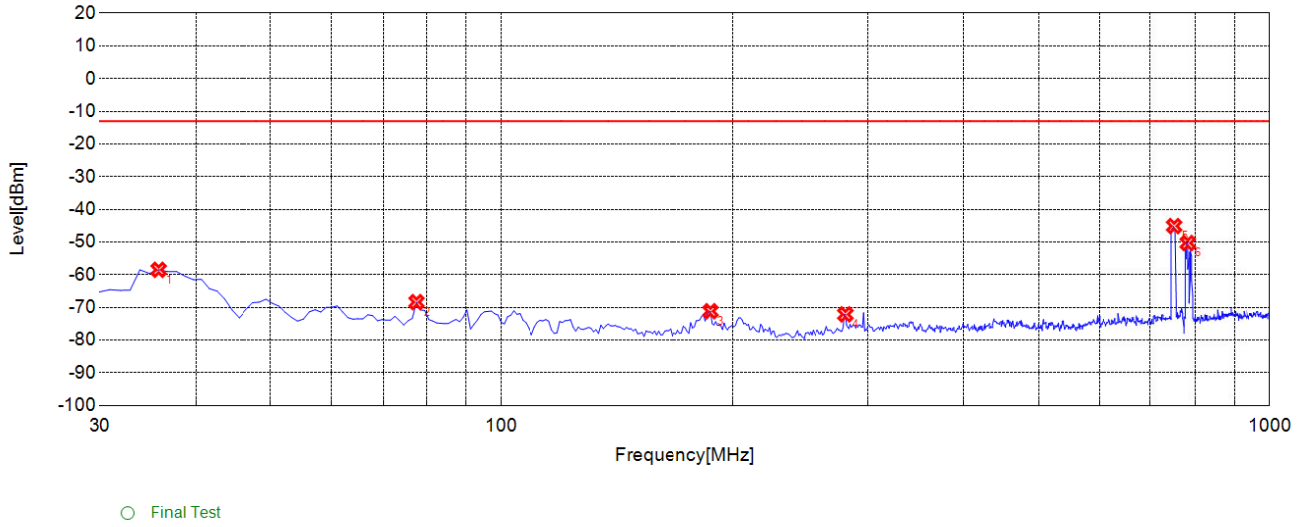
○ Final Test

Suspected List								
NO.	Freq. [MHz]	Level [dBm]	Limit [dBm]	Margin [dB]	Factor [dB]	Path [dB]	Air [dB]	Ant. Pol.
1	32.9130	-60.87	-13.00	47.87	-10.25	-39.60	29.35	Horizontal
2	38.7390	-58.88	-13.00	45.88	-7.63	-39.55	31.92	Horizontal
3	48.4480	-59.1	-13.00	46.10	-7.02	-39.47	32.45	Horizontal
4	199.9200	-70.89	-13.00	57.89	-14.94	-37.84	22.90	Horizontal
5	747.5480	-39.62	-13.00	26.62	-3.07	-34.21	31.14	NA
6	782.5030	-35.8	-13.00	22.80	-3.20	-34.23	31.03	NA

CA_13A_66A High 10M QPSK RB 1 0 30M-1G H



Test Graph



Suspected List								
NO.	Freq. [MHz]	Level [dBm]	Limit [dBm]	Margin [dB]	Factor [dB]	Path [dB]	Air [dB]	Ant. Pol.
1	35.8260	-58.5	-13.00	45.50	-16.61	-39.57	22.96	Vertical
2	77.5780	-68.39	-13.00	55.39	-19.81	-39.21	19.40	Vertical
3	187.2970	-71.17	-13.00	58.17	-15.73	-38.10	22.37	Vertical
4	280.5110	-72.14	-13.00	59.14	-12.48	-37.03	24.55	Vertical
5	751.4310	-45.12	-13.00	32.12	-2.58	-34.20	31.62	NA
6	782.5030	-50.32	-13.00	37.32	-3.31	-34.23	30.92	NA

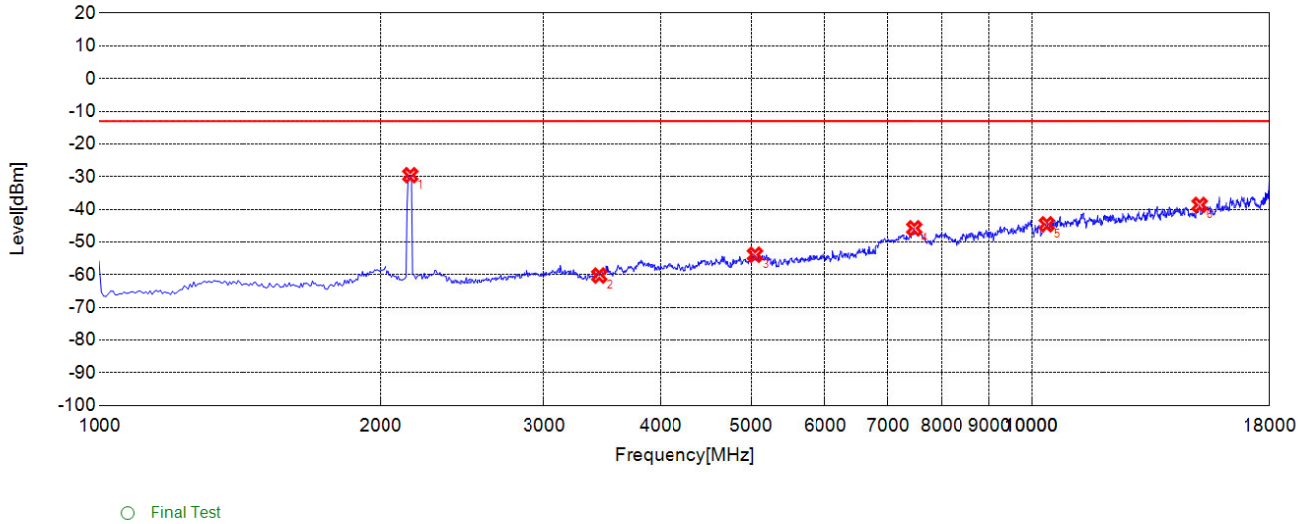
CA_13A_66A High 10M QPSK RB 1 0 30M-1G V



REPORT No.: SZ21010262W03



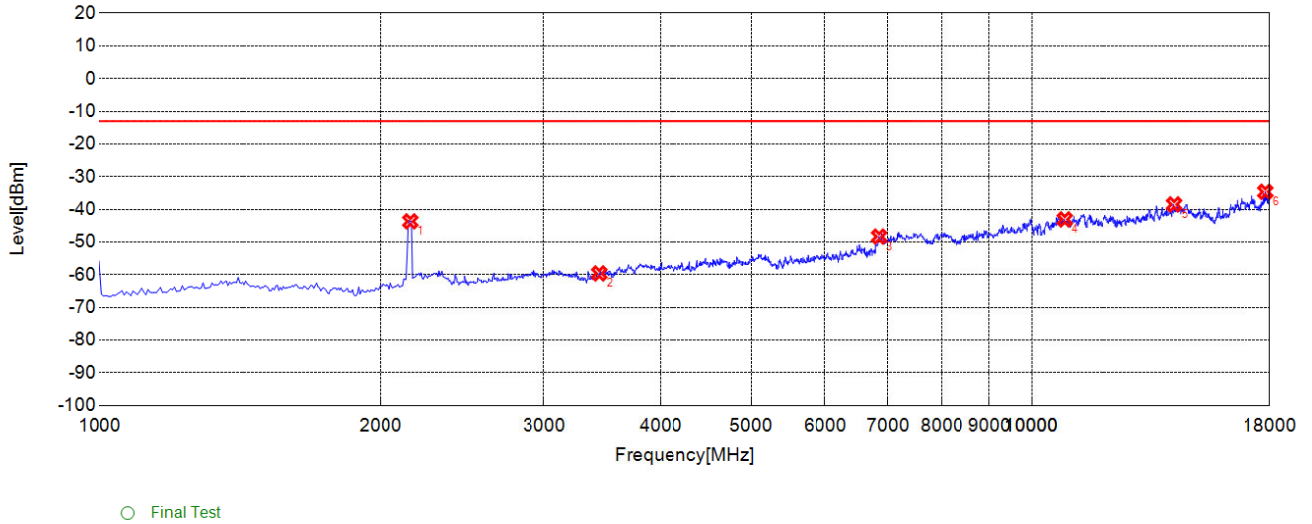
Test Graph



Suspected List								
NO.	Freq. [MHz]	Level [dBm]	Limit [dBm]	Margin [dB]	Factor [dB]	Path [dB]	Air [dB]	Ant. Pol.
1	2155.3550	-29.56	-13.00	16.56	-7.78	-46.74	38.96	NA
2	3438.4380	-60.26	-13.00	47.26	-8.93	-47.52	38.59	Horizontal
3	5046.6470	-53.89	-13.00	40.89	-2.41	-43.86	41.45	Horizontal
4	7472.6730	-45.8	-13.00	32.80	9.98	-36.03	46.01	Horizontal
5	10376.3760	-44.58	-13.00	31.58	14.34	-35.01	49.35	Horizontal
6	15141.1410	-38.66	-13.00	25.66	22.35	-27.74	50.09	Horizontal

CA_66B Low 10M QPSK PCC RB 1 0 SCC RB 0 0 1-18G H

Test Graph

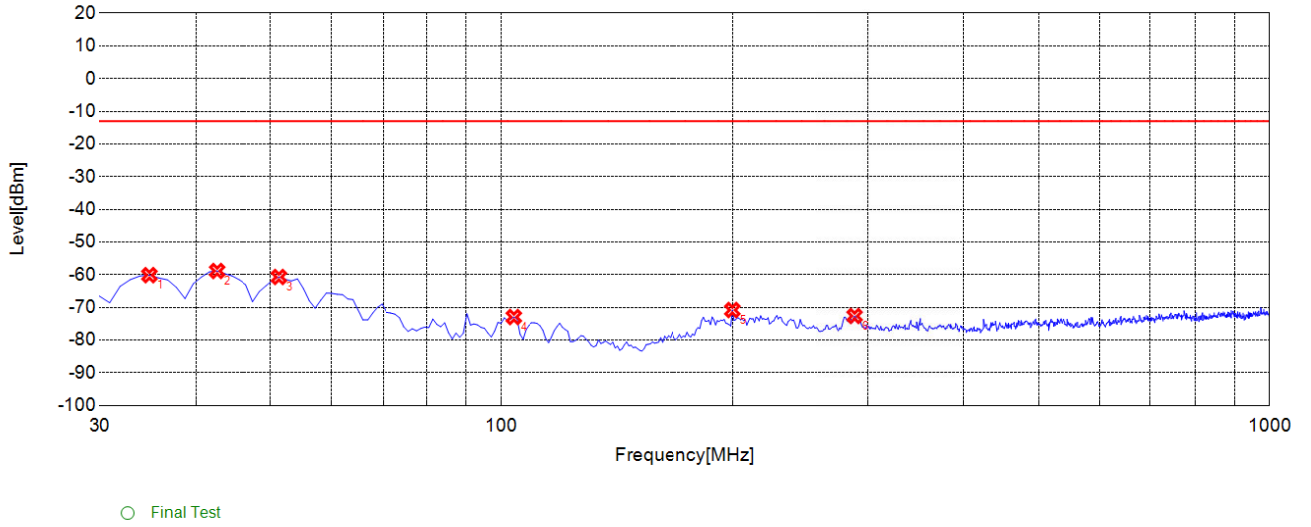


Suspected List								
NO.	Freq. [MHz]	Level [dBm]	Limit [dBm]	Margin [dB]	Factor [dB]	Path [dB]	Air [dB]	Ant. Pol.
1	2155.3550	-43.68	-13.00	30.68	-8.39	-46.74	38.35	NA
2	3438.4380	-59.61	-13.00	46.61	-9.55	-47.52	37.97	Vertical
3	6856.0560	-48.35	-13.00	35.35	4.96	-38.43	43.39	Vertical
4	10847.2470	-43.09	-13.00	30.09	15.15	-34.46	49.61	Vertical
5	14221.8220	-38.5	-13.00	25.50	21.91	-28.66	50.57	Vertical
6	17820.6210	-34.64	-13.00	21.64	26.50	-26.52	53.02	Vertical

CA_66B Low 10M QPSK PCC RB 1 0 SCC RB 0 0 1-18G V



Test Graph

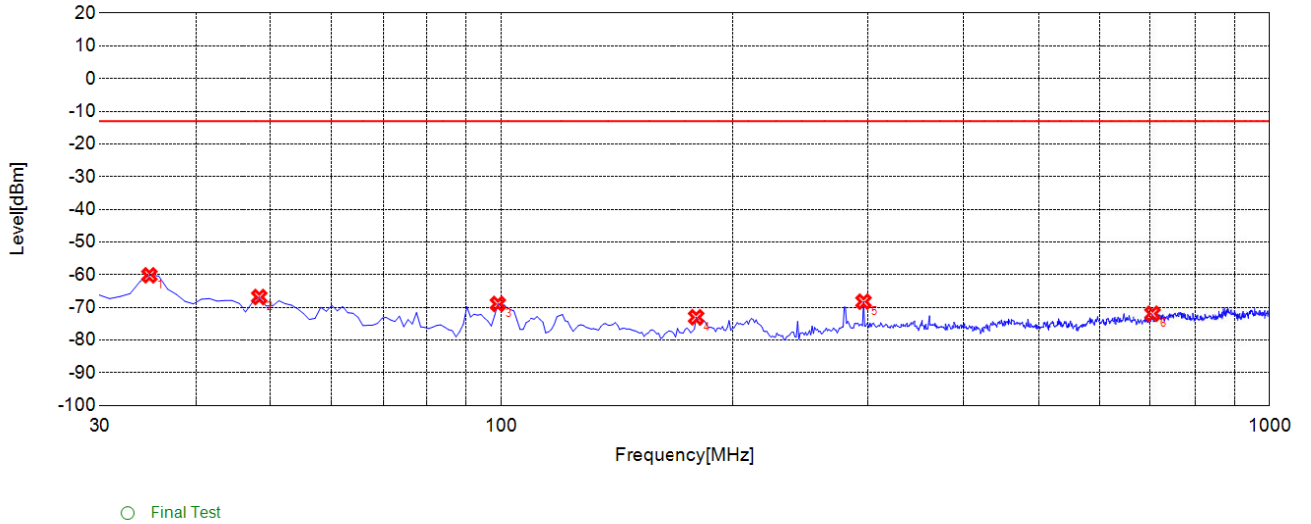


Suspected List								
NO.	Freq. [MHz]	Level [dBm]	Limit [dBm]	Margin [dB]	Factor [dB]	Path [dB]	Air [dB]	Ant. Pol.
1	34.8550	-60.14	-13.00	47.14	-9.37	-39.58	30.21	Horizontal
2	42.6230	-58.86	-13.00	45.86	-7.05	-39.52	32.47	Horizontal
3	51.3610	-60.69	-13.00	47.69	-7.54	-39.46	31.92	Horizontal
4	103.7940	-72.95	-13.00	59.95	-17.50	-38.70	21.20	Horizontal
5	199.9200	-70.81	-13.00	57.81	-14.94	-37.84	22.90	Horizontal
6	288.2780	-72.63	-13.00	59.63	-11.81	-36.98	25.17	Horizontal

CA_66B Low 10M QPSK PCC RB 1 0 SCC RB 0 0 30M-1G H



Test Graph

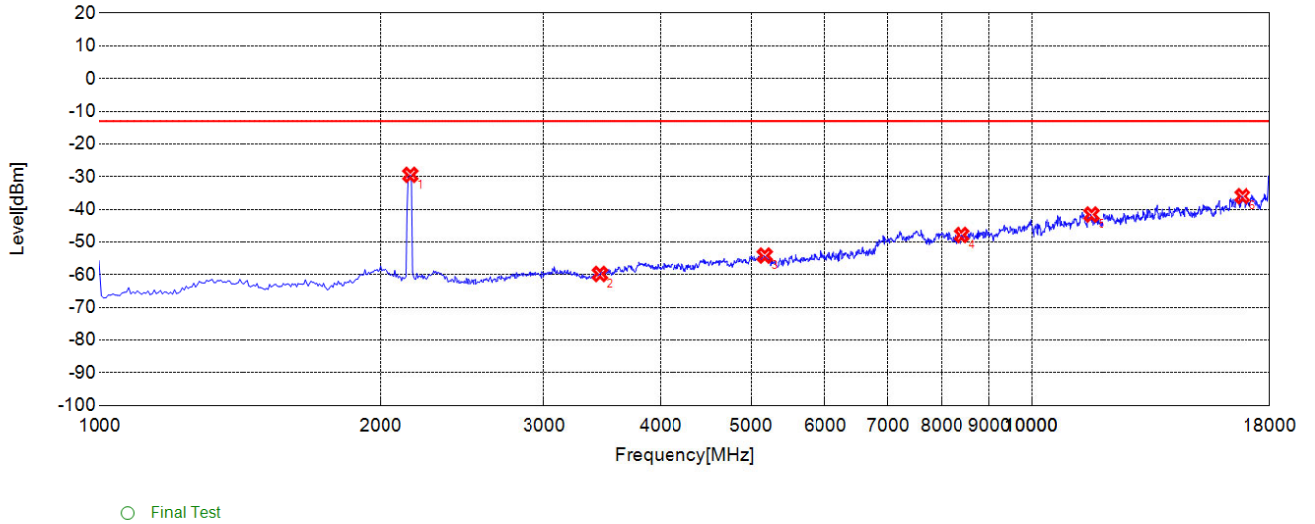


Suspected List								
NO.	Freq. [MHz]	Level [dBm]	Limit [dBm]	Margin [dB]	Factor [dB]	Path [dB]	Air [dB]	Ant. Pol.
1	34.8550	-60.19	-13.00	47.19	-16.68	-39.58	22.90	Vertical
2	48.4480	-66.83	-13.00	53.83	-15.38	-39.47	24.09	Vertical
3	98.9390	-68.94	-13.00	55.94	-12.86	-38.70	25.84	Vertical
4	179.5300	-73.02	-13.00	60.02	-16.67	-38.11	21.44	Vertical
5	296.0460	-68.26	-13.00	55.26	-12.04	-36.97	24.93	Vertical
6	704.8250	-71.94	-13.00	58.94	-4.30	-34.36	30.06	Vertical

CA_66B Low 10M QPSK PCC RB 1 0 SCC RB 0 0 30M-1G V



Test Graph

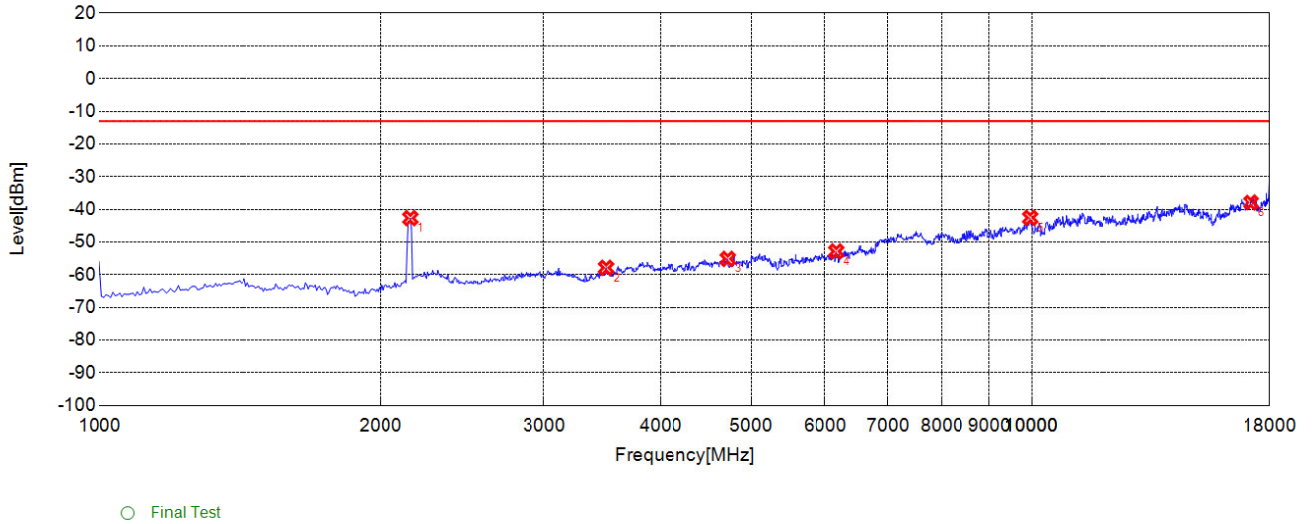


Suspected List								
NO.	Freq. [MHz]	Level [dBm]	Limit [dBm]	Margin [dB]	Factor [dB]	Path [dB]	Air [dB]	Ant. Pol.
1	2155.3550	-29.45	-13.00	16.45	-7.78	-46.74	38.96	NA
2	3444.2440	-59.77	-13.00	46.77	-8.90	-47.53	38.63	Horizontal
3	5168.5690	-54.15	-13.00	41.15	-2.29	-43.57	41.28	Horizontal
4	8403.2030	-47.85	-13.00	34.85	8.90	-35.90	44.80	Horizontal
5	11587.1870	-41.59	-13.00	28.59	16.08	-33.74	49.82	Horizontal
6	16822.8230	-35.99	-13.00	22.99	25.25	-26.51	51.76	Horizontal

CA_66B Low 10M QPSK PCC RB 50 0 SCC RB 0 0 1-18G H



Test Graph

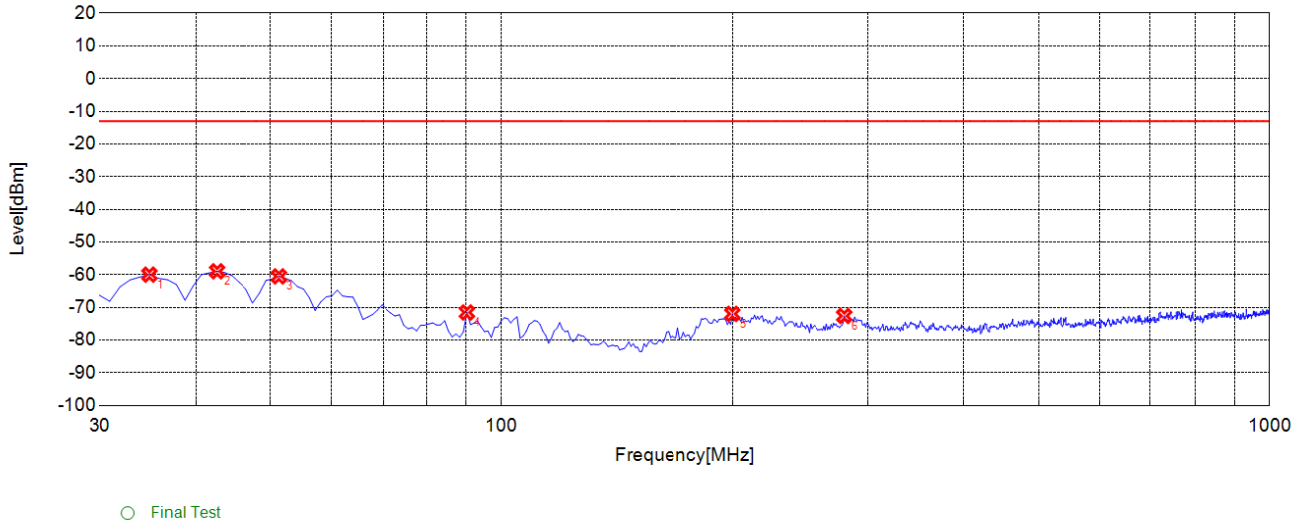


Suspected List								
NO.	Freq. [MHz]	Level [dBm]	Limit [dBm]	Margin [dB]	Factor [dB]	Path [dB]	Air [dB]	Ant. Pol.
1	2155.3550	-42.7	-13.00	29.70	-8.39	-46.74	38.35	NA
2	3496.4960	-57.89	-13.00	44.89	-8.84	-47.38	38.54	Vertical
3	4721.5220	-55.16	-13.00	42.16	-4.63	-45.32	40.69	Vertical
4	6172.9730	-52.87	-13.00	39.87	-1.08	-42.41	41.33	Vertical
5	9961.5620	-42.6	-13.00	29.60	13.73	-34.76	48.49	Vertical
6	17192.7930	-37.91	-13.00	24.91	23.53	-27.33	50.86	Vertical

CA_66B Low 10M QPSK PCC RB 50 0 SCC RB 0 0 1-18G V



Test Graph

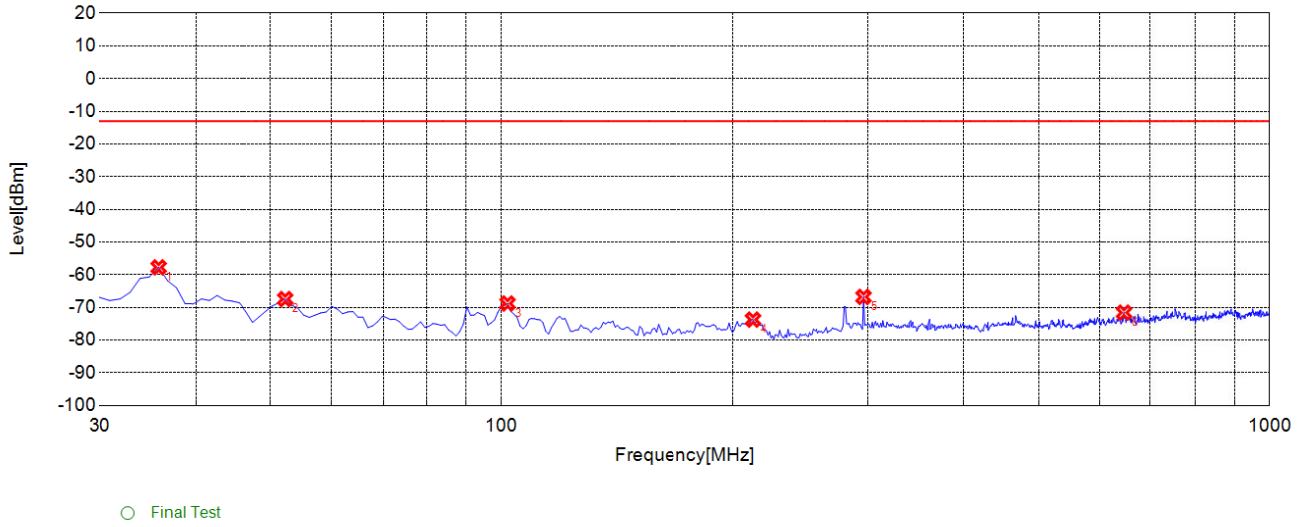


Suspected List								
NO.	Freq. [MHz]	Level [dBm]	Limit [dBm]	Margin [dB]	Factor [dB]	Path [dB]	Air [dB]	Ant. Pol.
1	34.8550	-59.99	-13.00	46.99	-9.37	-39.58	30.21	Horizontal
2	42.6230	-58.96	-13.00	45.96	-7.05	-39.52	32.47	Horizontal
3	51.3610	-60.52	-13.00	47.52	-7.54	-39.46	31.92	Horizontal
4	90.2000	-71.55	-13.00	58.55	-18.92	-38.71	19.79	Horizontal
5	199.9200	-71.98	-13.00	58.98	-14.94	-37.84	22.90	Horizontal
6	279.5400	-72.62	-13.00	59.62	-12.04	-37.04	25.00	Horizontal

CA_66B Low 10M QPSK PCC RB 50 0 SCC RB 0 0 30M-1G H



Test Graph

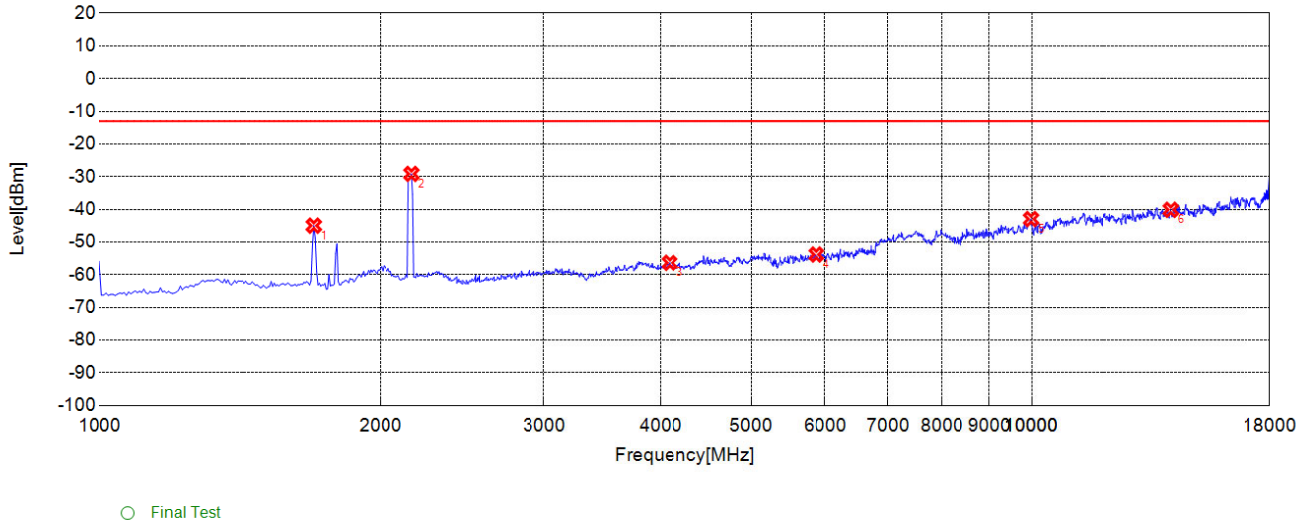


Suspected List								
NO.	Freq. [MHz]	Level [dBm]	Limit [dBm]	Margin [dB]	Factor [dB]	Path [dB]	Air [dB]	Ant. Pol.
1	35.8260	-57.75	-13.00	44.75	-16.61	-39.57	22.96	Vertical
2	52.3320	-67.45	-13.00	54.45	-15.94	-39.47	23.53	Vertical
3	101.8520	-68.81	-13.00	55.81	-13.11	-38.70	25.59	Vertical
4	212.5430	-73.75	-13.00	60.75	-16.54	-37.56	21.02	Vertical
5	296.0460	-66.8	-13.00	53.80	-12.04	-36.97	24.93	Vertical
6	647.5380	-71.6	-13.00	58.60	-4.72	-34.43	29.71	Vertical

CA_66B Low 10M QPSK PCC RB 50 0 SCC RB 0 0 30M-1G V



Test Graph

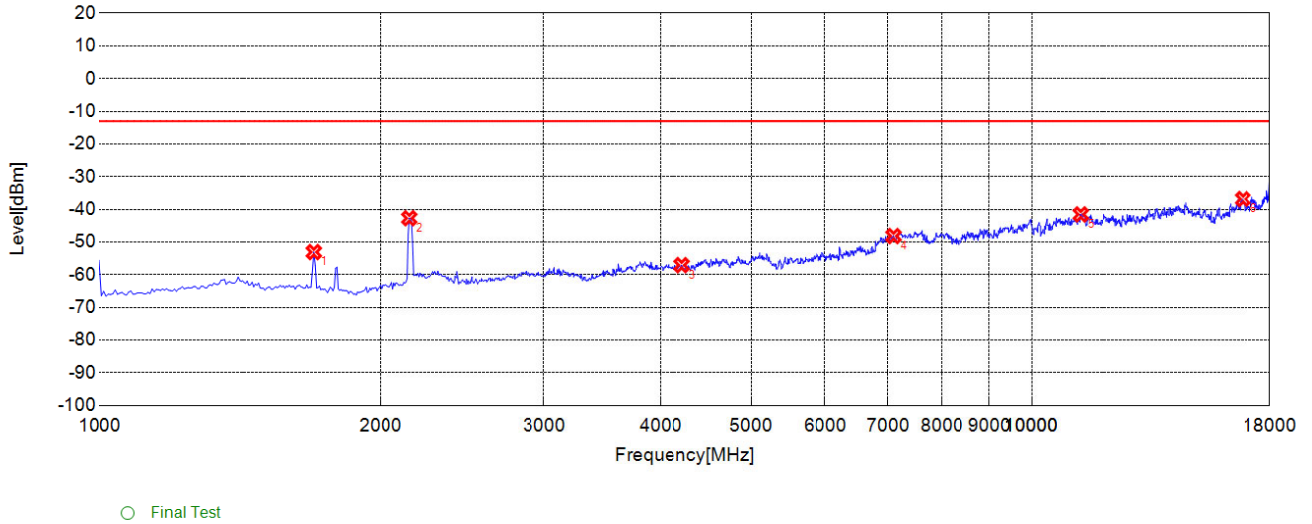


Suspected List								
NO.	Freq. [MHz]	Level [dBm]	Limit [dBm]	Margin [dB]	Factor [dB]	Path [dB]	Air [dB]	Ant. Pol.
1	1696.6970	-45	-13.00	32.00	-8.47	-46.35	37.88	NA
2	2161.1610	-29.16	-13.00	16.16	-7.78	-46.76	38.98	NA
3	4088.6890	-56.36	-13.00	43.36	-6.86	-46.80	39.94	Horizontal
4	5871.0710	-53.83	-13.00	40.83	-1.08	-42.41	41.33	Horizontal
5	9983.9840	-42.97	-13.00	29.97	13.95	-34.44	48.39	Horizontal
6	14109.7100	-40.14	-13.00	27.14	22.33	-27.73	50.06	Horizontal

CA_66B Middle 10M QPSK PCC RB 1 0 SCC RB 0 0 1-18G H



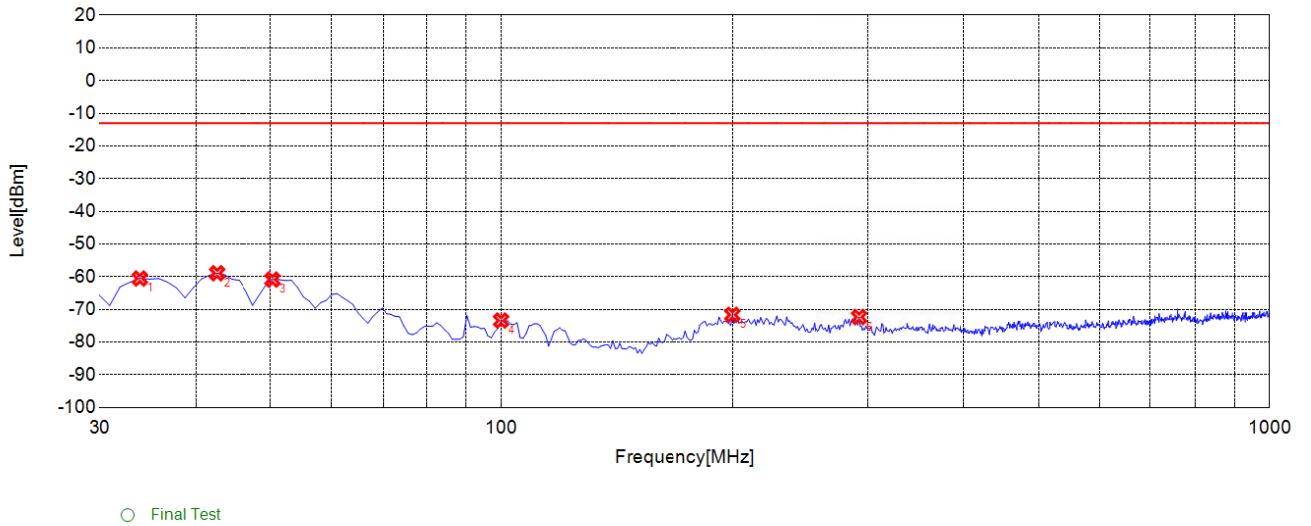
Test Graph



Suspected List								
NO.	Freq. [MHz]	Level [dBm]	Limit [dBm]	Margin [dB]	Factor [dB]	Path [dB]	Air [dB]	Ant. Pol.
1	1696.6970	-53.08	-13.00	40.08	-9.45	-46.35	36.90	NA
2	2149.5500	-42.72	-13.00	29.72	-8.53	-46.73	38.20	NA
3	4216.4160	-57.08	-13.00	44.08	-7.01	-46.51	39.50	Vertical
4	7102.7030	-48.18	-13.00	35.18	7.42	-37.48	44.90	Vertical
5	11284.4840	-41.55	-13.00	28.55	14.81	-34.06	48.87	Vertical
6	16845.2450	-36.85	-13.00	23.85	24.54	-26.74	51.28	Vertical

CA_66B Middle 10M QPSK PCC RB 1 0 SCC RB 0 0 1-18G V

Test Graph

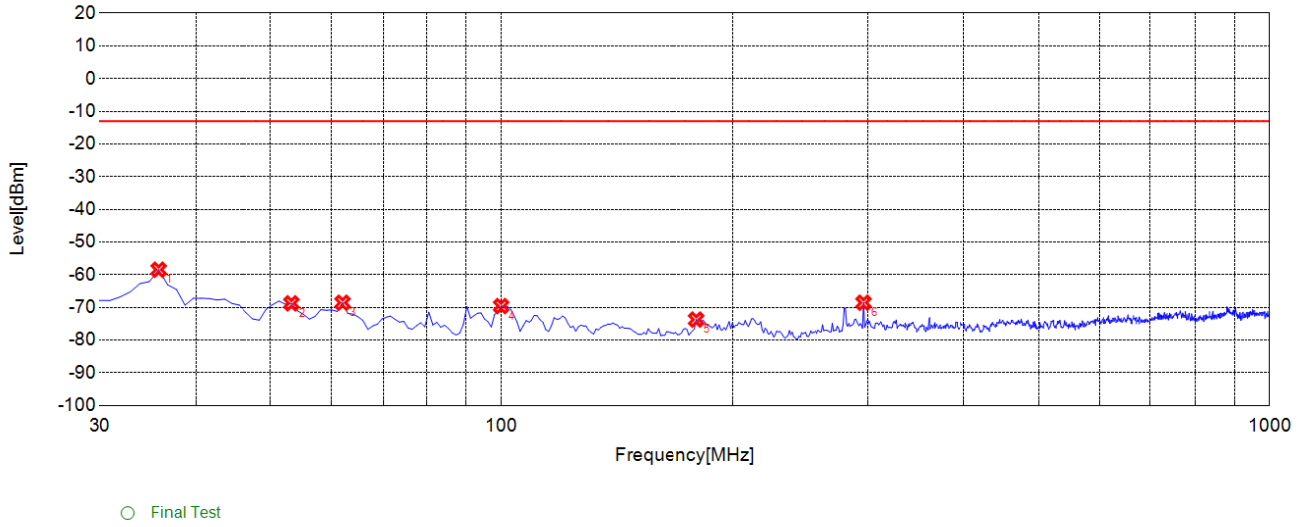


Suspected List								
NO.	Freq. [MHz]	Level [dBm]	Limit [dBm]	Margin [dB]	Factor [dB]	Path [dB]	Air [dB]	Ant. Pol.
1	33.8840	-60.55	-13.00	47.55	-9.81	-39.59	29.78	Horizontal
2	42.6230	-58.94	-13.00	45.94	-7.05	-39.52	32.47	Horizontal
3	50.3900	-60.87	-13.00	47.87	-7.16	-39.46	32.30	Horizontal
4	99.9100	-73.41	-13.00	60.41	-17.41	-38.70	21.29	Horizontal
5	199.9200	-71.67	-13.00	58.67	-14.94	-37.84	22.90	Horizontal
6	292.1620	-72.36	-13.00	59.36	-11.84	-36.97	25.13	Horizontal

CA_66B Middle 10M QPSK PCC RB 1 0 SCC RB 0 0 30M-1G H



Test Graph

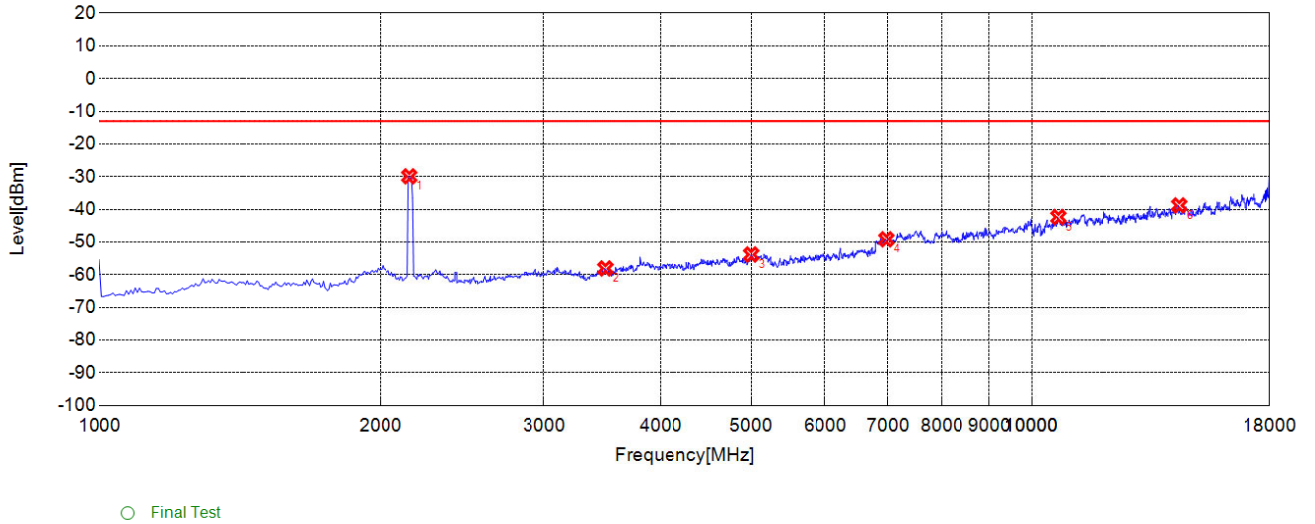


Suspected List								
NO.	Freq. [MHz]	Level [dBm]	Limit [dBm]	Margin [dB]	Factor [dB]	Path [dB]	Air [dB]	Ant. Pol.
1	35.8260	-58.47	-13.00	45.47	-16.61	-39.57	22.96	Vertical
2	53.3030	-68.76	-13.00	55.76	-16.24	-39.47	23.23	Vertical
3	62.0420	-68.57	-13.00	55.57	-18.30	-39.49	21.19	Vertical
4	99.9100	-69.61	-13.00	56.61	-12.46	-38.70	26.24	Vertical
5	179.5300	-73.74	-13.00	60.74	-16.67	-38.11	21.44	Vertical
6	296.0460	-68.57	-13.00	55.57	-12.04	-36.97	24.93	Vertical

CA_66B Middle 10M QPSK PCC RB 1 0 SCC RB 0 0 30M-1G V



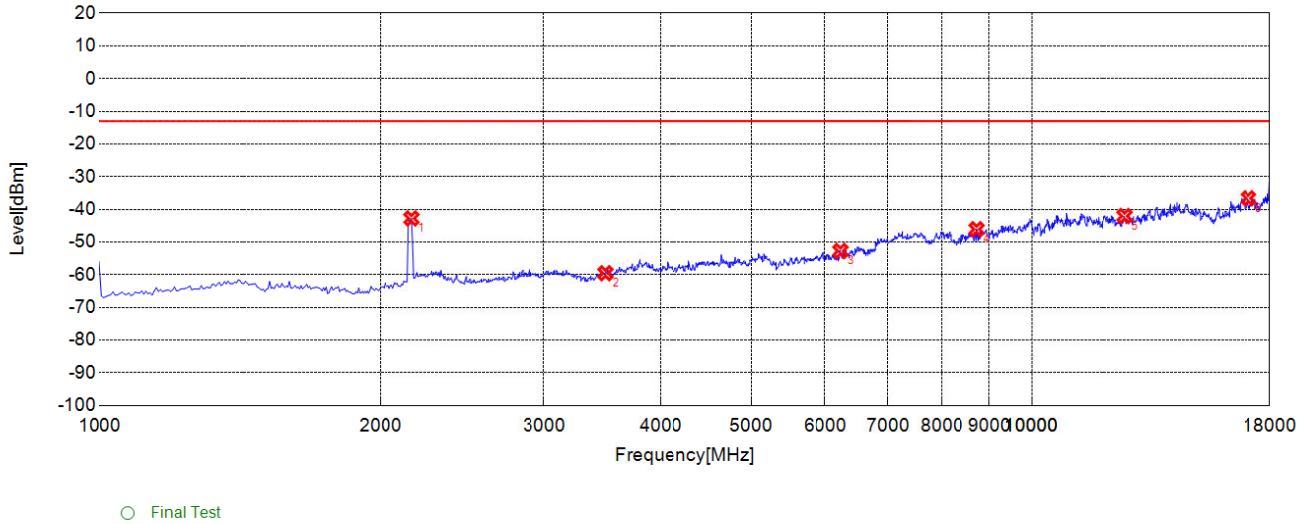
Test Graph



Suspected List								
NO.	Freq. [MHz]	Level [dBm]	Limit [dBm]	Margin [dB]	Factor [dB]	Path [dB]	Air [dB]	Ant. Pol.
1	2149.5500	-29.91	-13.00	16.91	-7.79	-46.73	38.94	NA
2	3490.6910	-58.08	-13.00	45.08	-8.44	-47.40	38.96	Horizontal
3	5000.2000	-53.83	-13.00	40.83	-2.45	-43.81	41.36	Horizontal
4	6979.3790	-49.17	-13.00	36.17	6.25	-37.80	44.05	Horizontal
5	10679.0790	-42.37	-13.00	29.37	13.98	-34.60	48.58	Horizontal
6	14401.2010	-38.81	-13.00	25.81	22.81	-27.03	49.84	Horizontal

CA_66B Middle 10M QPSK PCC RB 50 0 SCC RB 0 0 1-18G H

Test Graph

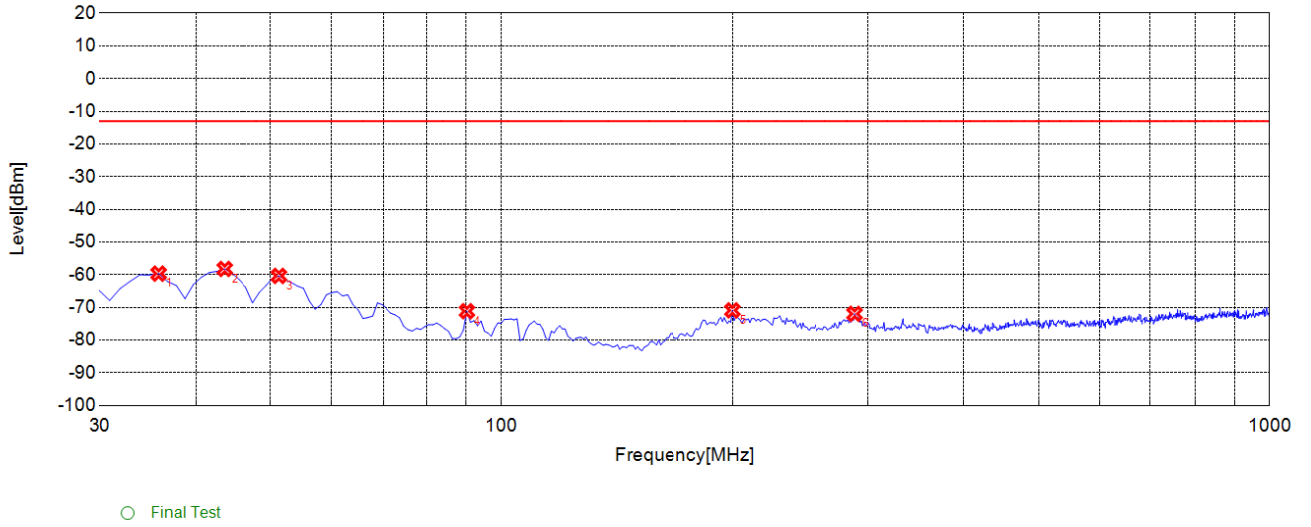


Suspected List								
NO.	Freq. [MHz]	Level [dBm]	Limit [dBm]	Margin [dB]	Factor [dB]	Path [dB]	Air [dB]	Ant. Pol.
1	2161.1610	-42.79	-13.00	29.79	-8.25	-46.76	38.51	NA
2	3490.6910	-59.55	-13.00	46.55	-8.92	-47.40	38.48	Vertical
3	6236.8370	-52.74	-13.00	39.74	-0.35	-41.95	41.60	Vertical
4	8728.3280	-46.09	-13.00	33.09	9.62	-36.88	46.50	Vertical
5	12596.1960	-42.06	-13.00	29.06	18.31	-29.95	48.26	Vertical
6	17080.6810	-36.63	-13.00	23.63	23.27	-27.47	50.74	Vertical

CA_66B Middle 10M QPSK PCC RB 50 0 SCC RB 0 0 1-18G V



Test Graph

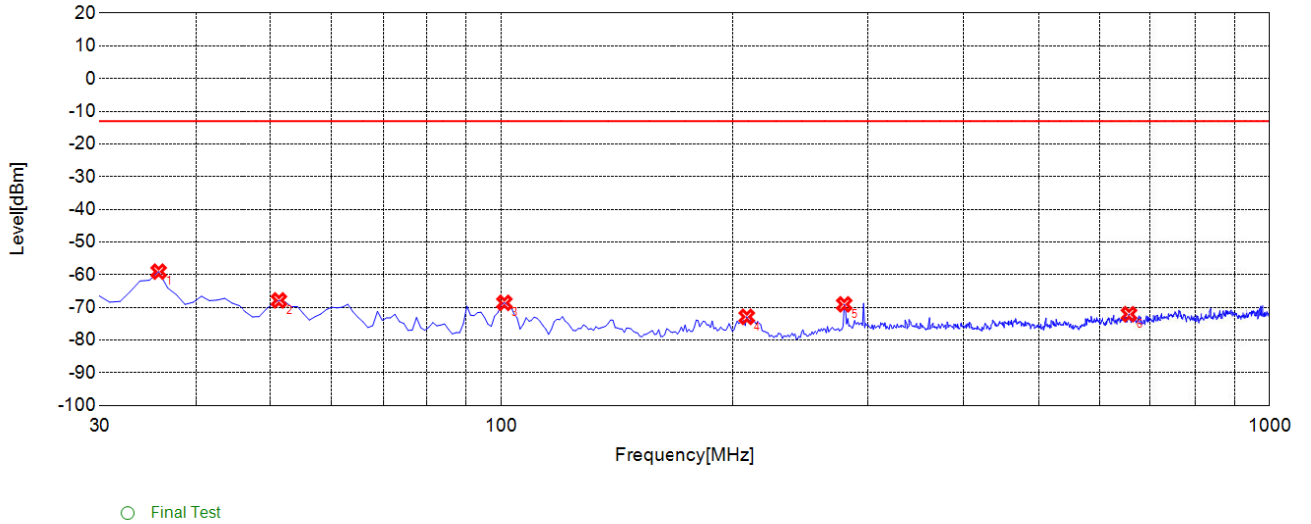


Suspected List								
NO.	Freq. [MHz]	Level [dBm]	Limit [dBm]	Margin [dB]	Factor [dB]	Path [dB]	Air [dB]	Ant. Pol.
1	35.8260	-59.68	-13.00	46.68	-8.93	-39.57	30.64	Horizontal
2	43.5940	-58.24	-13.00	45.24	-7.04	-39.51	32.47	Horizontal
3	51.3610	-60.37	-13.00	47.37	-7.54	-39.46	31.92	Horizontal
4	90.2000	-71.17	-13.00	58.17	-18.92	-38.71	19.79	Horizontal
5	199.9200	-70.91	-13.00	57.91	-14.94	-37.84	22.90	Horizontal
6	288.2780	-71.97	-13.00	58.97	-11.81	-36.98	25.17	Horizontal

CA_66B Middle 10M QPSK PCC RB 50 0 SCC RB 0 0 30M-1G H



Test Graph

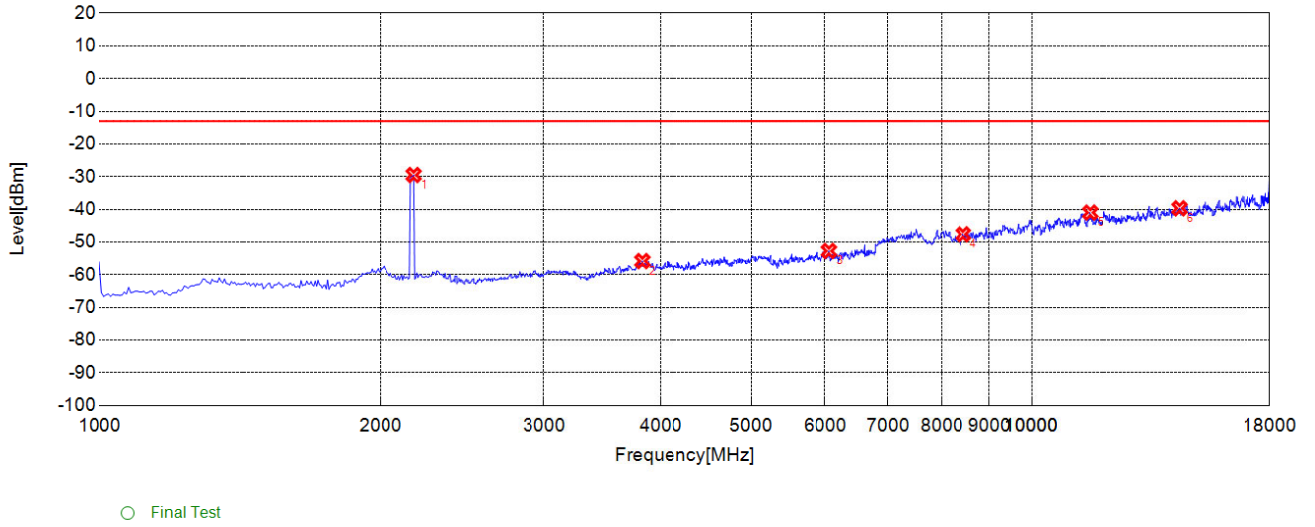


Suspected List								
NO.	Freq. [MHz]	Level [dBm]	Limit [dBm]	Margin [dB]	Factor [dB]	Path [dB]	Air [dB]	Ant. Pol.
1	35.8260	-59.06	-13.00	46.06	-16.61	-39.57	22.96	Vertical
2	51.3610	-67.86	-13.00	54.86	-15.63	-39.46	23.83	Vertical
3	100.8810	-68.62	-13.00	55.62	-12.75	-38.70	25.95	Vertical
4	208.6590	-72.89	-13.00	59.89	-16.60	-37.61	21.01	Vertical
5	279.5400	-69.07	-13.00	56.07	-12.54	-37.04	24.50	Vertical
6	657.2470	-72.09	-13.00	59.09	-4.42	-34.40	29.98	Vertical

CA_66B Middle 10M QPSK PCC RB 50 0 SCC RB 0 0 30M-1G V



Test Graph

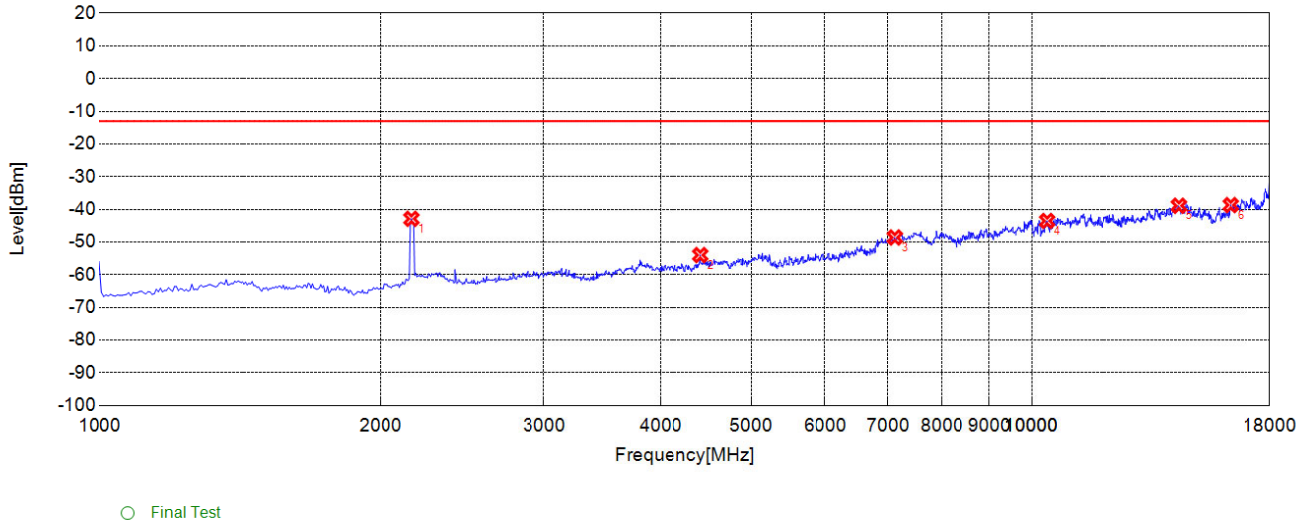


Suspected List								
NO.	Freq. [MHz]	Level [dBm]	Limit [dBm]	Margin [dB]	Factor [dB]	Path [dB]	Air [dB]	Ant. Pol.
1	2172.7730	-29.5	-13.00	16.50	-7.79	-46.81	39.02	NA
2	3821.6220	-55.83	-13.00	42.83	-6.90	-46.45	39.55	Horizontal
3	6062.6630	-52.74	-13.00	39.74	-0.98	-42.43	41.45	Horizontal
4	8436.8370	-47.64	-13.00	34.64	9.31	-35.68	44.99	Horizontal
5	11553.5540	-41	-13.00	28.00	16.47	-33.38	49.85	Horizontal
6	14412.4120	-39.69	-13.00	26.69	22.34	-27.50	49.84	Horizontal

CA_66B High 10M QPSK PCC RB 1 0 SCC RB 0 0 1-18G H



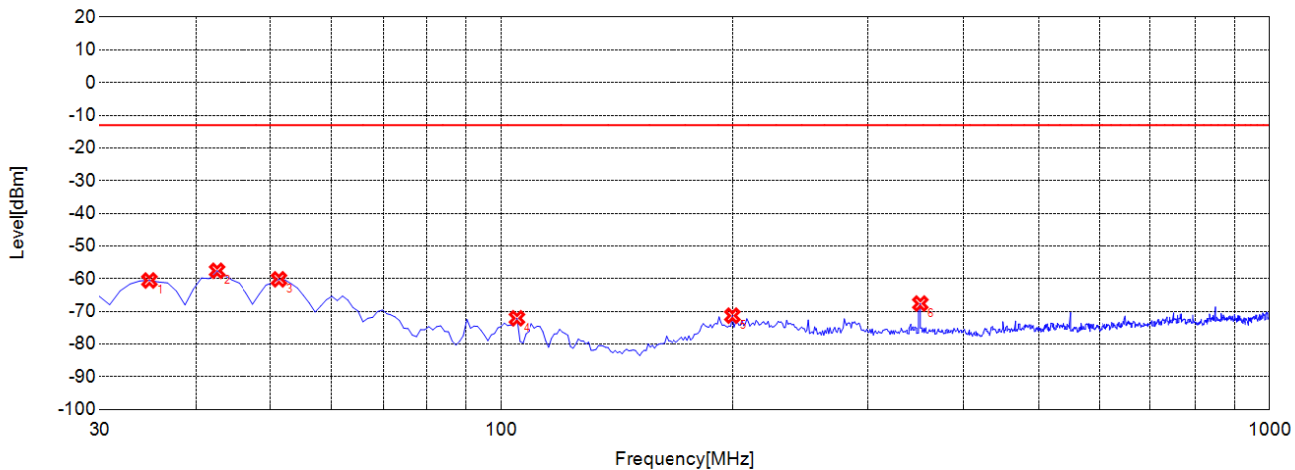
Test Graph



Suspected List								
NO.	Freq. [MHz]	Level [dBm]	Limit [dBm]	Margin [dB]	Factor [dB]	Path [dB]	Air [dB]	Ant. Pol.
1	2161.1610	-42.9	-13.00	29.90	-8.25	-46.76	38.51	NA
2	4413.8140	-54	-13.00	41.00	-5.68	-45.78	40.10	Vertical
3	7125.1250	-48.62	-13.00	35.62	7.69	-37.35	45.04	Vertical
4	10387.5880	-43.55	-13.00	30.55	14.83	-34.68	49.51	Vertical
5	14389.9900	-38.91	-13.00	25.91	23.34	-27.18	50.52	Vertical
6	16340.7410	-38.7	-13.00	25.70	21.91	-27.46	49.37	Vertical

CA_66B High 10M QPSK PCC RB 1 0 SCC RB 0 0 1-18G V

Test Graph



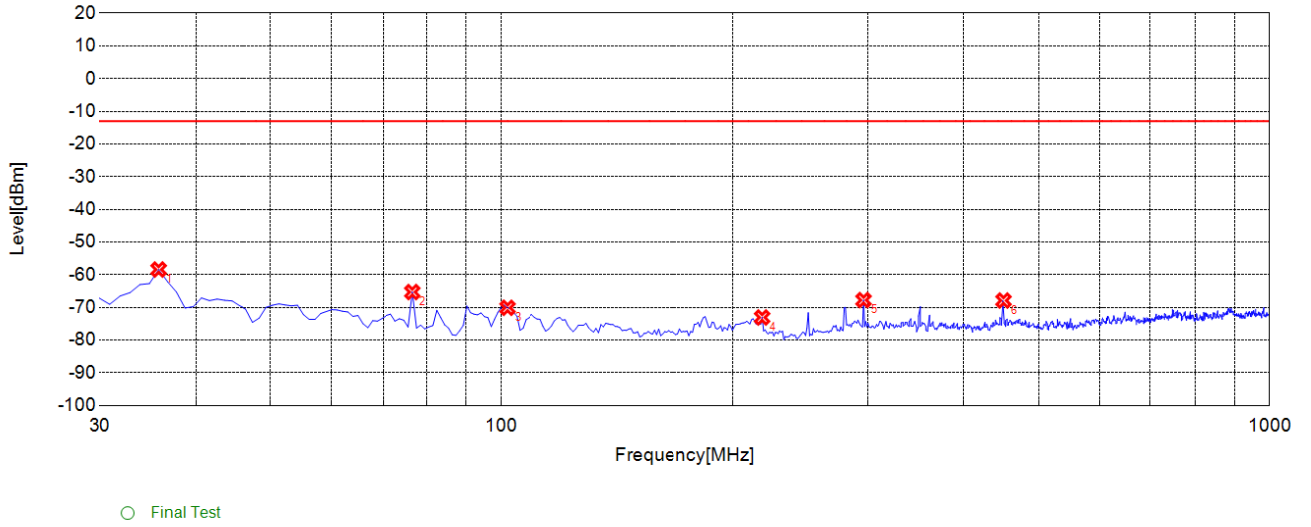
○ Final Test

Suspected List								
NO.	Freq. [MHz]	Level [dBm]	Limit [dBm]	Margin [dB]	Factor [dB]	Path [dB]	Air [dB]	Ant. Pol.
1	34.8550	-60.55	-13.00	47.55	-9.37	-39.58	30.21	Horizontal
2	42.6230	-57.57	-13.00	44.57	-7.05	-39.52	32.47	Horizontal
3	51.3610	-60.19	-13.00	47.19	-7.54	-39.46	31.92	Horizontal
4	104.7650	-72.11	-13.00	59.11	-17.53	-38.70	21.17	Horizontal
5	199.9200	-71.31	-13.00	58.31	-14.94	-37.84	22.90	Horizontal
6	350.4200	-67.6	-13.00	54.60	-10.35	-36.98	26.63	Horizontal

CA_66B High 10M QPSK PCC RB 1 0 SCC RB 0 0 30M-1G H



Test Graph

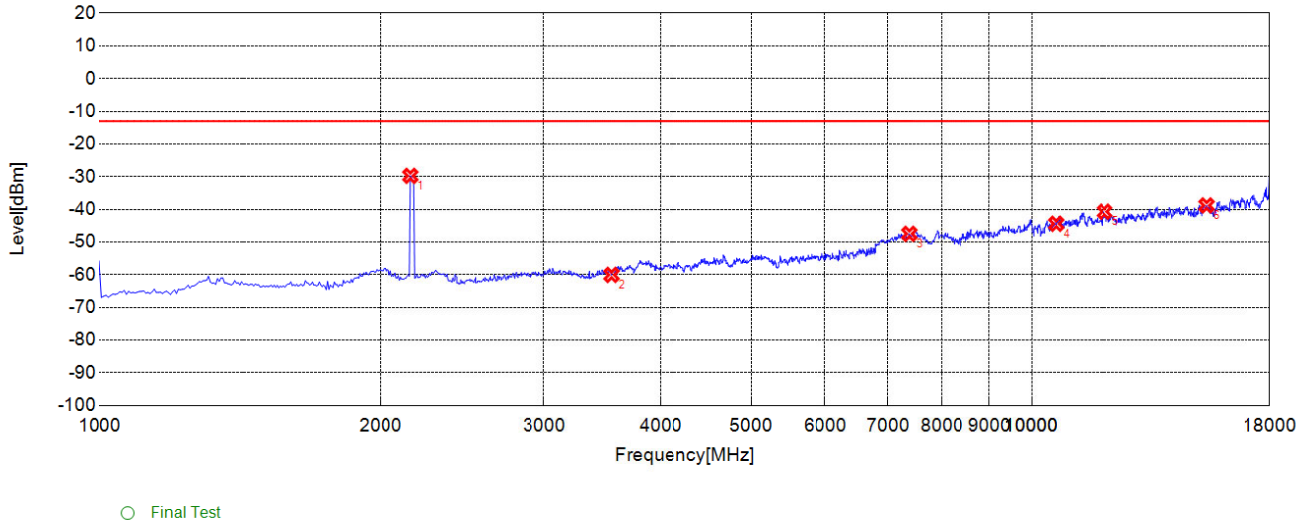


Suspected List								
NO.	Freq. [MHz]	Level [dBm]	Limit [dBm]	Margin [dB]	Factor [dB]	Path [dB]	Air [dB]	Ant. Pol.
1	35.8260	-58.42	-13.00	45.42	-16.61	-39.57	22.96	Vertical
2	76.6070	-65.31	-13.00	52.31	-19.61	-39.25	19.64	Vertical
3	101.8520	-70.13	-13.00	57.13	-13.11	-38.70	25.59	Vertical
4	218.3680	-73.09	-13.00	60.09	-16.27	-37.55	21.28	Vertical
5	296.0460	-67.77	-13.00	54.77	-12.04	-36.97	24.93	Vertical
6	450.4300	-67.9	-13.00	54.90	-8.82	-35.41	26.59	Vertical

CA_66B High 10M QPSK PCC RB 1 0 SCC RB 0 0 30M-1G V



Test Graph

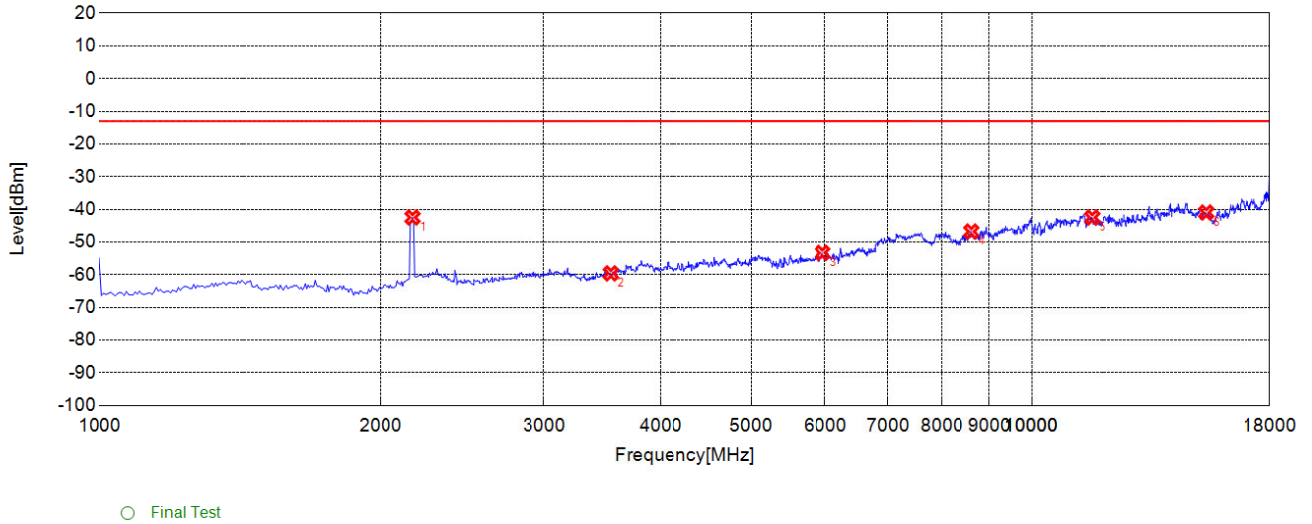


Suspected List								
NO.	Freq. [MHz]	Level [dBm]	Limit [dBm]	Margin [dB]	Factor [dB]	Path [dB]	Air [dB]	Ant. Pol.
1	2155.3550	-29.76	-13.00	16.76	-7.78	-46.74	38.96	NA
2	3542.9430	-60.06	-13.00	47.06	-8.76	-47.90	39.14	Horizontal
3	7382.9830	-47.49	-13.00	34.49	8.77	-36.70	45.47	Horizontal
4	10623.0230	-44.42	-13.00	31.42	13.34	-35.34	48.68	Horizontal
5	11979.5800	-40.73	-13.00	27.73	17.60	-31.67	49.27	Horizontal
6	15398.9990	-38.81	-13.00	25.81	21.75	-29.06	50.81	Horizontal

CA_66B High 10M QPSK PCC RB 50 0 SCC RB 0 0 1-18G H



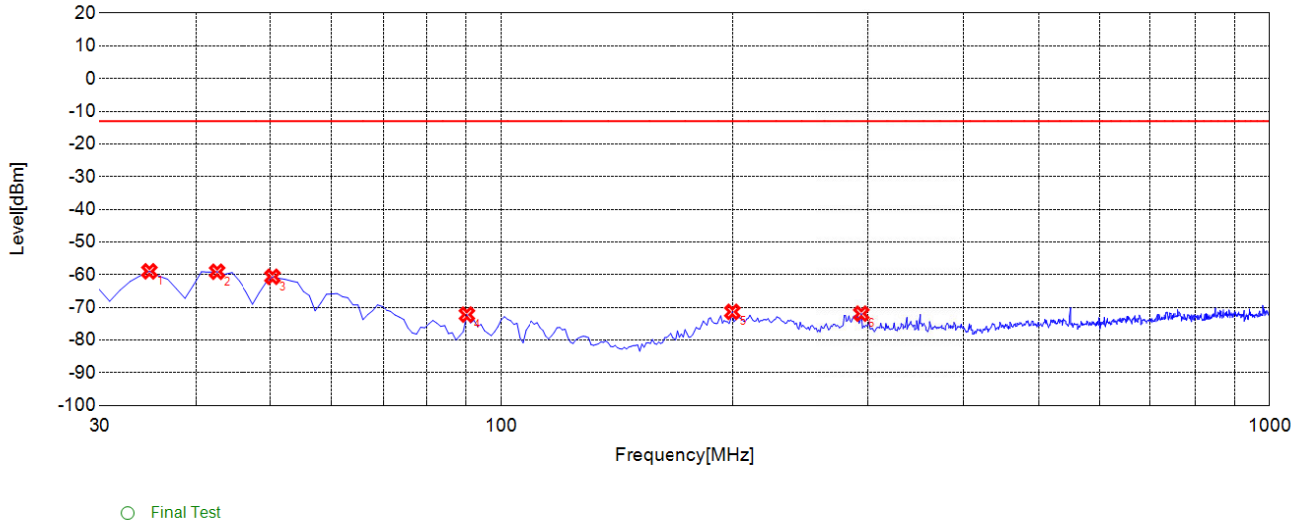
Test Graph



Suspected List								
NO.	Freq. [MHz]	Level [dBm]	Limit [dBm]	Margin [dB]	Factor [dB]	Path [dB]	Air [dB]	Ant. Pol.
1	2166.9670	-42.5	-13.00	29.50	-8.12	-46.78	38.66	NA
2	3537.1370	-59.6	-13.00	46.60	-9.22	-47.83	38.61	Vertical
3	5963.9640	-53.32	-13.00	40.32	-1.13	-42.43	41.30	Vertical
4	8616.2160	-46.79	-13.00	33.79	9.61	-36.50	46.11	Vertical
5	11609.6100	-42.5	-13.00	29.50	16.00	-33.86	49.86	Vertical
6	15387.7880	-40.98	-13.00	27.98	19.84	-28.96	48.80	Vertical

CA_66B High 10M QPSK PCC RB 50 0 SCC RB 0 0 1-18G V

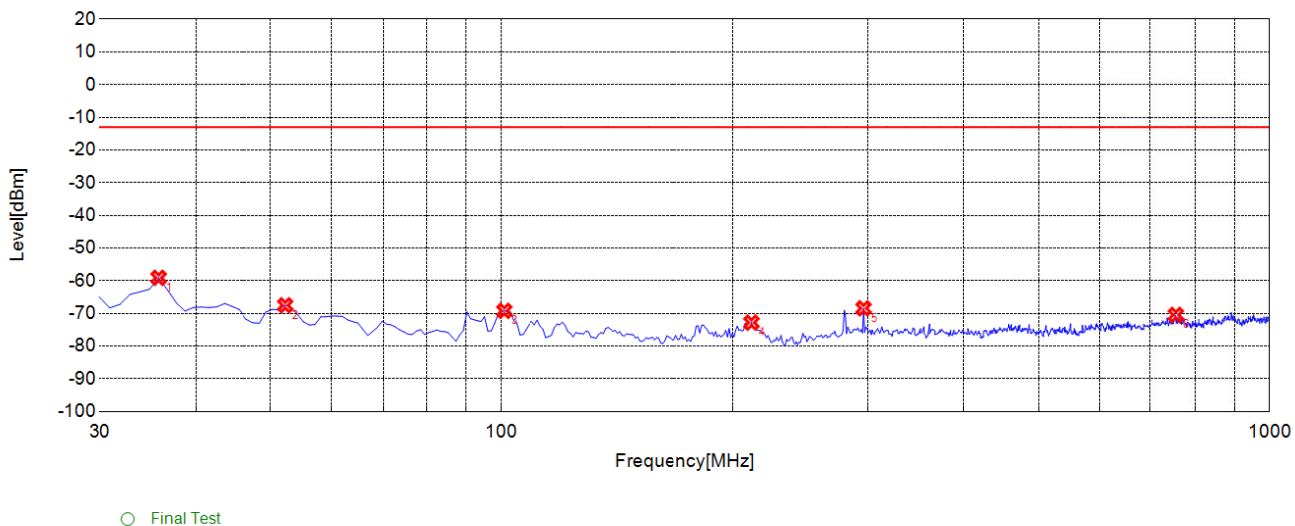
Test Graph



Suspected List								
NO.	Freq. [MHz]	Level [dBm]	Limit [dBm]	Margin [dB]	Factor [dB]	Path [dB]	Air [dB]	Ant. Pol.
1	34.8550	-58.96	-13.00	45.96	-9.37	-39.58	30.21	Horizontal
2	42.6230	-59.1	-13.00	46.10	-7.05	-39.52	32.47	Horizontal
3	50.3900	-60.63	-13.00	47.63	-7.16	-39.46	32.30	Horizontal
4	90.2000	-72.21	-13.00	59.21	-18.92	-38.71	19.79	Horizontal
5	199.9200	-71.37	-13.00	58.37	-14.94	-37.84	22.90	Horizontal
6	294.1040	-71.93	-13.00	58.93	-11.90	-36.97	25.07	Horizontal

CA_66B High 10M QPSK PCC RB 50 0 SCC RB 0 0 30M-1G H

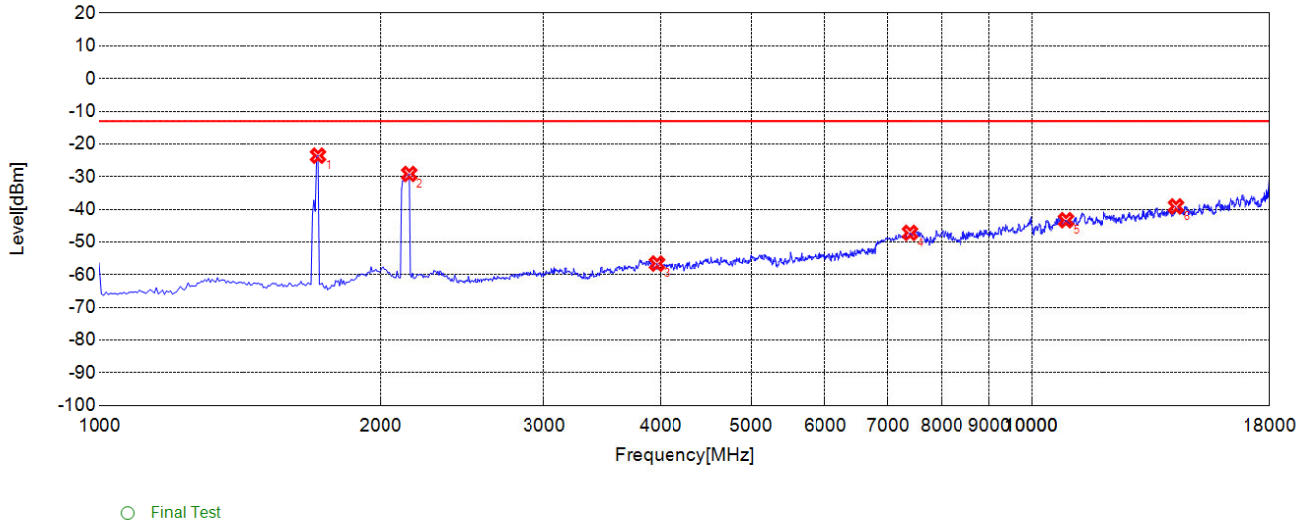
Test Graph



Suspected List								
NO.	Freq. [MHz]	Level [dBm]	Limit [dBm]	Margin [dB]	Factor [dB]	Path [dB]	Air [dB]	Ant. Pol.
1	35.8260	-59.12	-13.00	46.12	-16.61	-39.57	22.96	Vertical
2	52.3320	-67.52	-13.00	54.52	-15.94	-39.47	23.53	Vertical
3	100.8810	-69.22	-13.00	56.22	-12.75	-38.70	25.95	Vertical
4	211.5720	-72.82	-13.00	59.82	-16.60	-37.57	20.97	Vertical
5	296.0460	-68.44	-13.00	55.44	-12.04	-36.97	24.93	Vertical
6	755.3150	-70.47	-13.00	57.47	-2.44	-34.20	31.76	Vertical

CA_66B High 10M QPSK PCC RB 50 0 SCC RB 0 0 30M-1G V

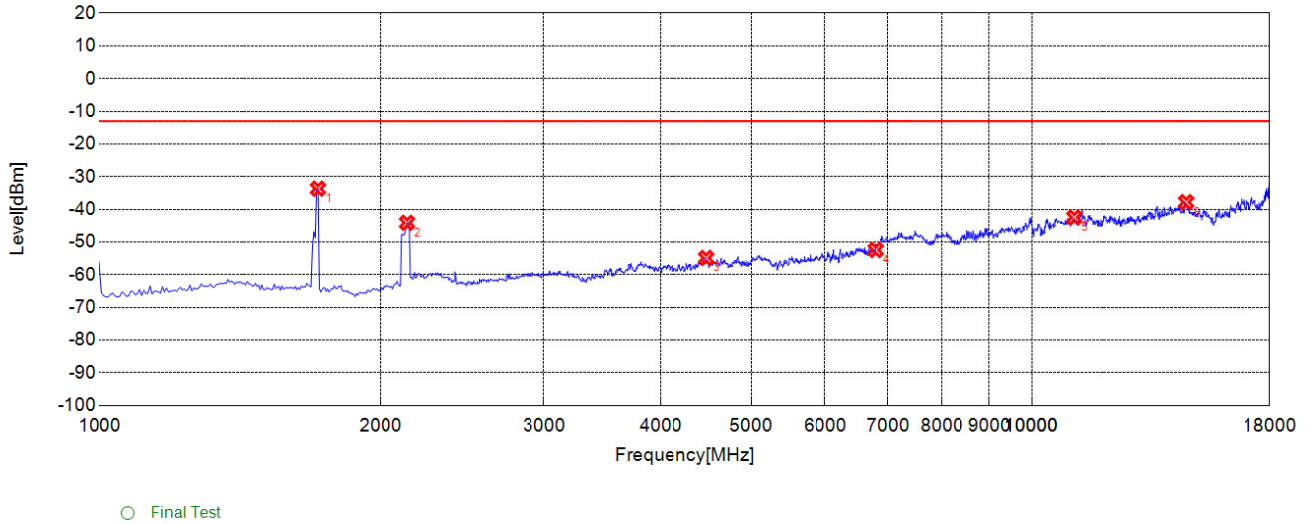
Test Graph



Suspected List								
NO.	Freq. [MHz]	Level [dBm]	Limit [dBm]	Margin [dB]	Factor [dB]	Path [dB]	Air [dB]	Ant. Pol.
1	1714.1140	-23.59	-13.00	10.59	-8.39	-46.33	37.94	NA
2	2149.5500	-29.18	-13.00	16.18	-7.79	-46.73	38.94	NA
3	3960.9610	-56.6	-13.00	43.60	-7.65	-47.34	39.69	Horizontal
4	7394.1940	-47.2	-13.00	34.20	8.77	-36.69	45.46	Horizontal
5	10880.8810	-43.34	-13.00	30.34	14.45	-34.80	49.25	Horizontal
6	14289.0890	-39.12	-13.00	26.12	21.73	-28.40	50.13	Horizontal

CA_66C Low 20M QPSK PCC RB 1 0 SCC RB 0 0 1-18G H

Test Graph

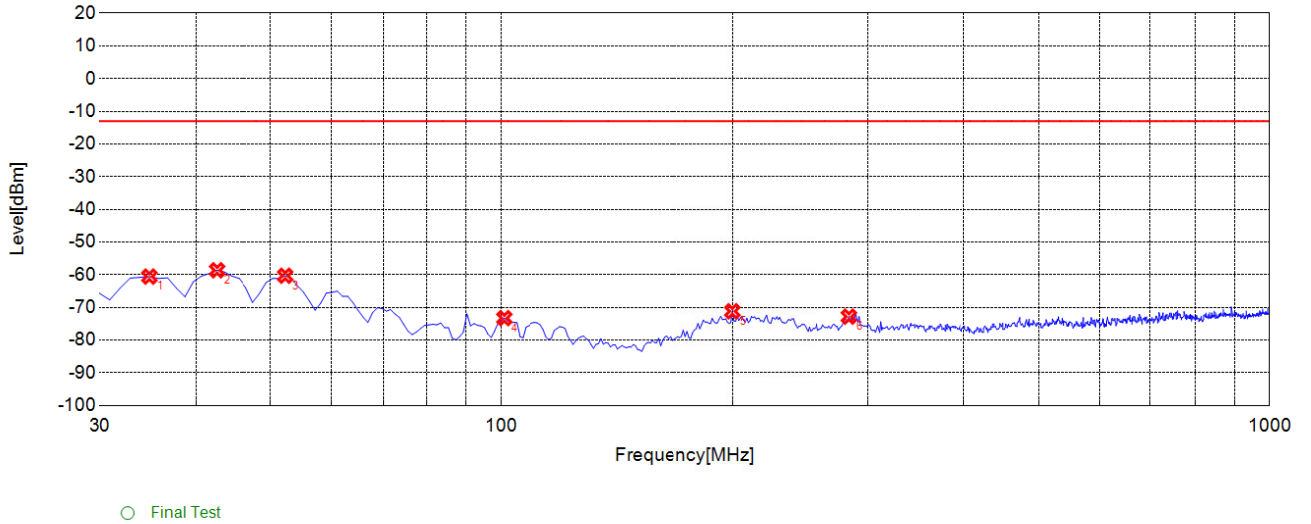


Suspected List								
NO.	Freq. [MHz]	Level [dBm]	Limit [dBm]	Margin [dB]	Factor [dB]	Path [dB]	Air [dB]	Ant. Pol.
1	1714.1140	-33.69	-13.00	20.69	-9.37	-46.33	36.96	NA
2	2137.9380	-44.11	-13.00	31.11	-8.97	-46.87	37.90	NA
3	4477.6780	-54.88	-13.00	41.88	-5.58	-45.68	40.10	Vertical
4	6800.0000	-52.44	-13.00	39.44	4.24	-38.91	43.15	Vertical
5	11105.1050	-42.49	-13.00	29.49	14.49	-34.62	49.11	Vertical
6	14647.8480	-37.8	-13.00	24.80	23.21	-27.20	50.41	Vertical

CA_66C Low 20M QPSK PCC RB 1 0 SCC RB 0 0 1-18G V



Test Graph

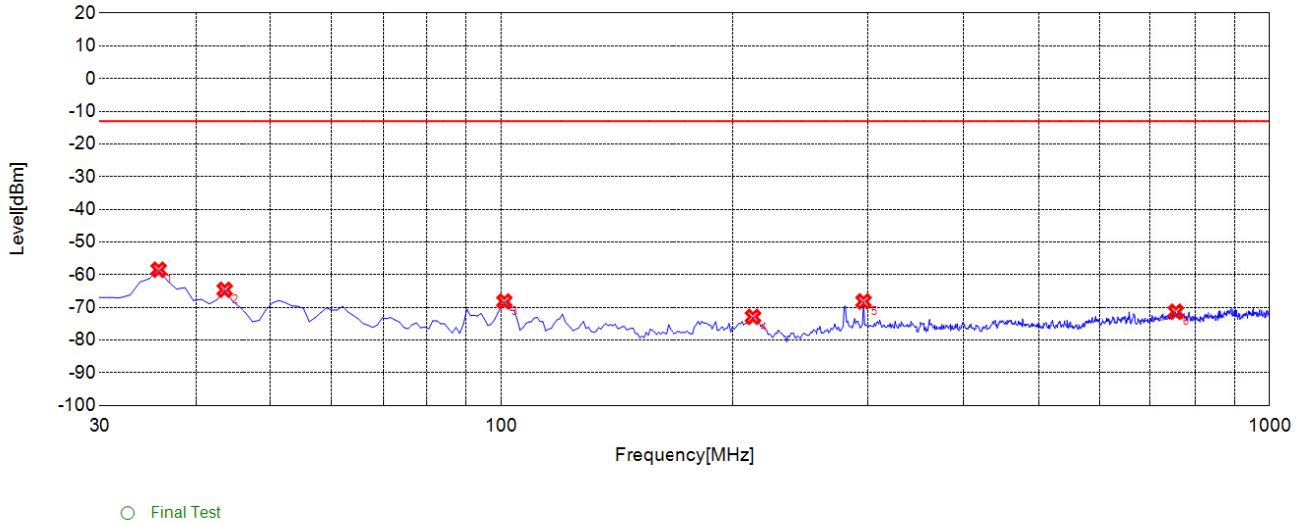


Suspected List								
NO.	Freq. [MHz]	Level [dBm]	Limit [dBm]	Margin [dB]	Factor [dB]	Path [dB]	Air [dB]	Ant. Pol.
1	34.8550	-60.58	-13.00	47.58	-9.37	-39.58	30.21	Horizontal
2	42.6230	-58.65	-13.00	45.65	-7.05	-39.52	32.47	Horizontal
3	52.3320	-60.32	-13.00	47.32	-7.93	-39.47	31.54	Horizontal
4	100.8810	-73.29	-13.00	60.29	-17.42	-38.70	21.28	Horizontal
5	199.9200	-71.19	-13.00	58.19	-14.94	-37.84	22.90	Horizontal
6	283.4230	-72.83	-13.00	59.83	-11.94	-37.01	25.07	Horizontal

CA_66C Low 20M QPSK PCC RB 1 0 SCC RB 0 0 30M-1G H



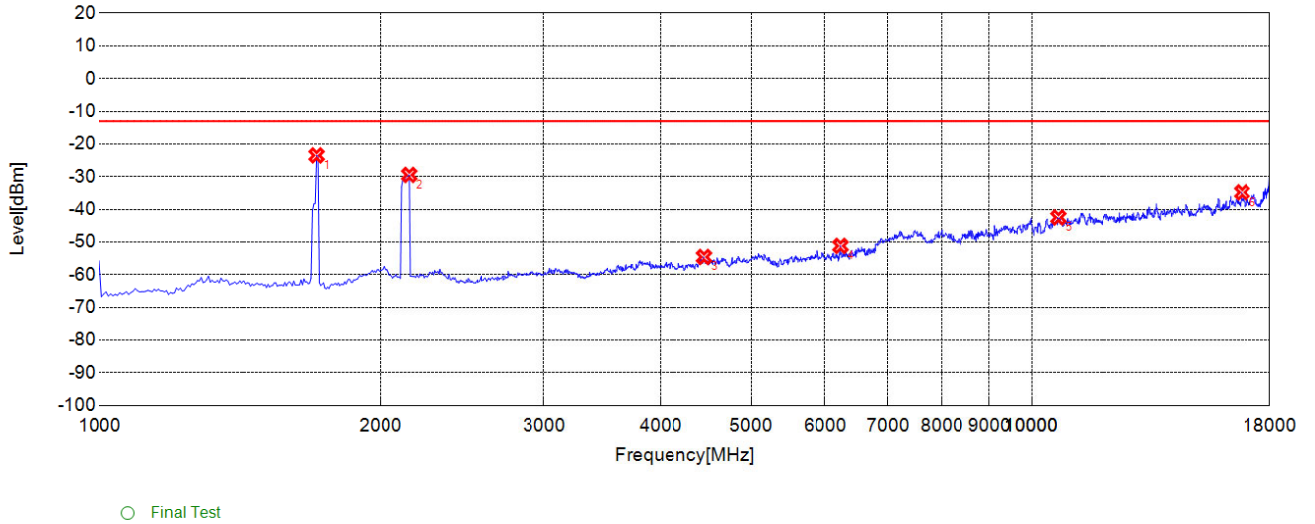
Test Graph



Suspected List								
NO.	Freq. [MHz]	Level [dBm]	Limit [dBm]	Margin [dB]	Factor [dB]	Path [dB]	Air [dB]	Ant. Pol.
1	35.8260	-58.47	-13.00	45.47	-16.61	-39.57	22.96	Vertical
2	43.5940	-64.62	-13.00	51.62	-15.92	-39.51	23.59	Vertical
3	100.8810	-68.19	-13.00	55.19	-12.75	-38.70	25.95	Vertical
4	212.5430	-72.91	-13.00	59.91	-16.54	-37.56	21.02	Vertical
5	296.0460	-68.18	-13.00	55.18	-12.04	-36.97	24.93	Vertical
6	755.3150	-71.33	-13.00	58.33	-2.44	-34.20	31.76	Vertical

CA_66C Low 20M QPSK PCC RB 1 0 SCC RB 0 0 30M-1G V

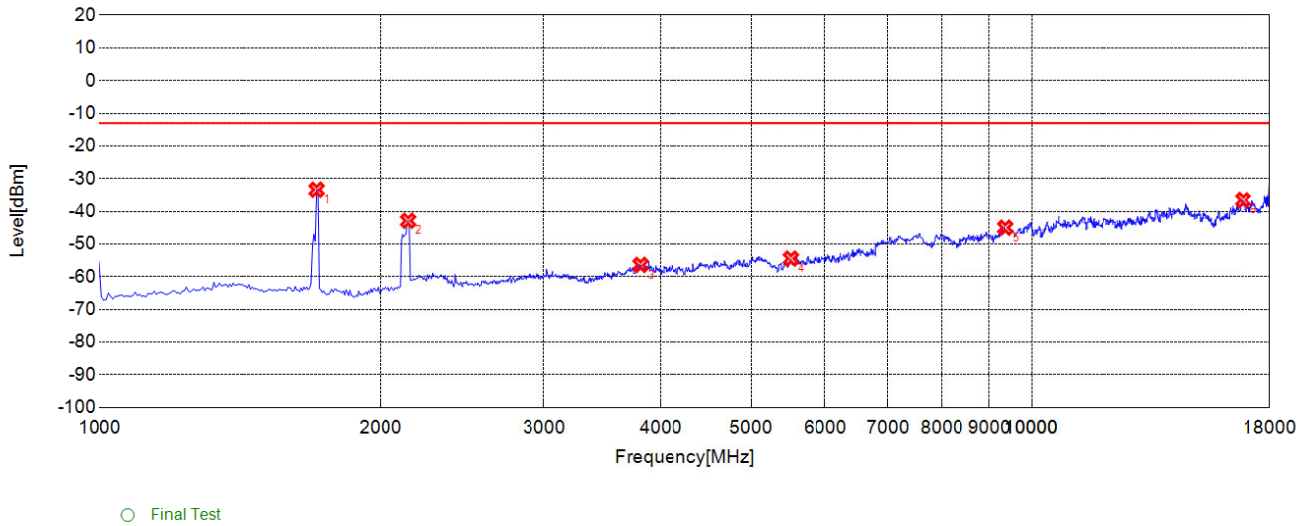
Test Graph



Suspected List								
NO.	Freq. [MHz]	Level [dBm]	Limit [dBm]	Margin [dB]	Factor [dB]	Path [dB]	Air [dB]	Ant. Pol.
1	1708.3080	-23.5	-13.00	10.50	-8.41	-46.34	37.93	NA
2	2149.5500	-29.48	-13.00	16.48	-7.79	-46.73	38.94	NA
3	4454.4540	-54.58	-13.00	41.58	-5.37	-45.65	40.28	Horizontal
4	6236.8370	-51.19	-13.00	38.19	-0.14	-41.95	41.81	Horizontal
5	10679.0790	-42.48	-13.00	29.48	13.98	-34.60	48.58	Horizontal
6	16811.6120	-34.8	-13.00	21.80	25.28	-26.39	51.67	Horizontal

CA_66C Low 20M QPSK PCC RB 50 0 SCC RB 0 0 1-18G H

Test Graph

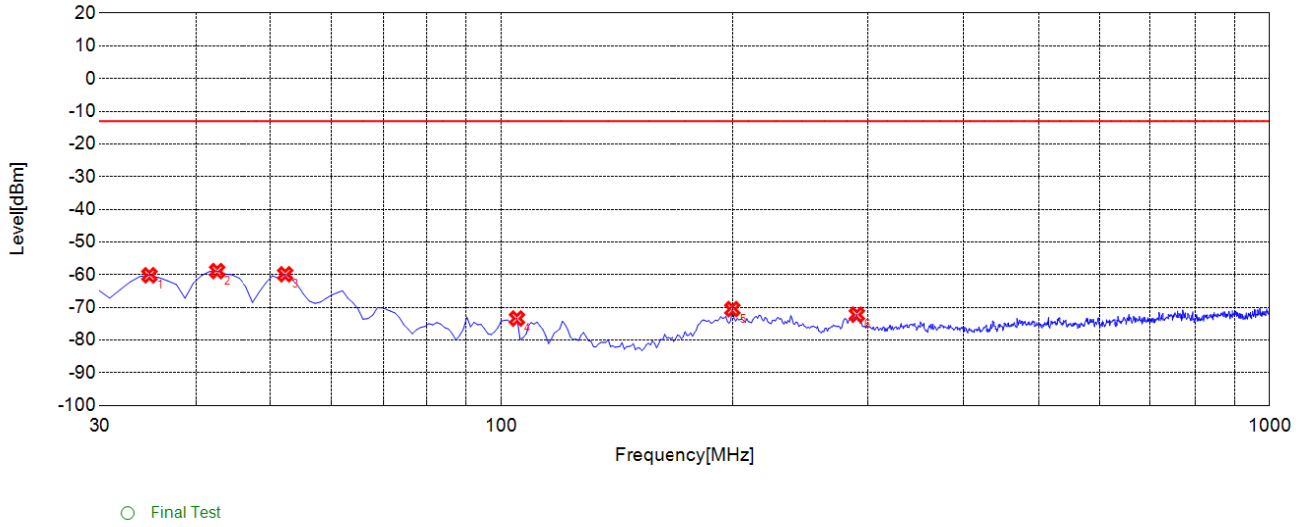


Suspected List								
NO.	Freq. [MHz]	Level [dBm]	Limit [dBm]	Margin [dB]	Factor [dB]	Path [dB]	Air [dB]	Ant. Pol.
1	1708.3080	-33.39	-13.00	20.39	-9.39	-46.34	36.95	NA
2	2143.7440	-42.87	-13.00	29.87	-8.75	-46.80	38.05	NA
3	3804.2040	-56.39	-13.00	43.39	-6.98	-46.05	39.07	Vertical
4	5511.1110	-54.46	-13.00	41.46	-2.29	-42.76	40.47	Vertical
5	9367.3670	-45	-13.00	32.00	12.16	-36.76	48.92	Vertical
6	16856.4560	-36.53	-13.00	23.53	24.54	-26.84	51.38	Vertical

CA_66C Low 20M QPSK PCC RB 50 0 SCC RB 0 0 1-18G V



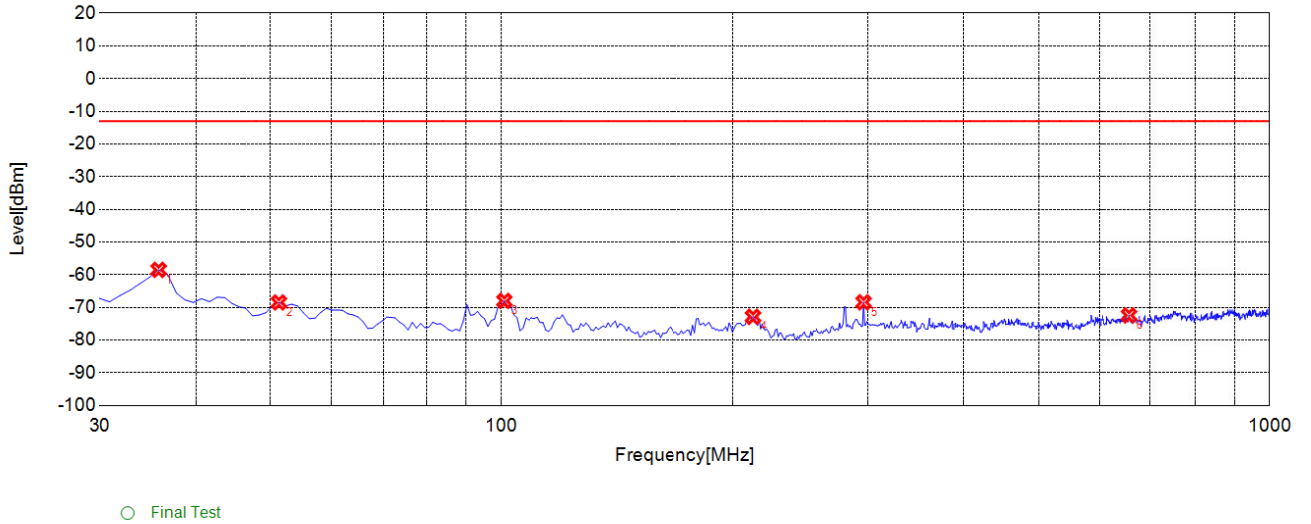
Test Graph



Suspected List								
NO.	Freq. [MHz]	Level [dBm]	Limit [dBm]	Margin [dB]	Factor [dB]	Path [dB]	Air [dB]	Ant. Pol.
1	34.8550	-60.18	-13.00	47.18	-9.37	-39.58	30.21	Horizontal
2	42.6230	-58.89	-13.00	45.89	-7.05	-39.52	32.47	Horizontal
3	52.3320	-59.87	-13.00	46.87	-7.93	-39.47	31.54	Horizontal
4	104.7650	-73.41	-13.00	60.41	-17.53	-38.70	21.17	Horizontal
5	199.9200	-70.52	-13.00	57.52	-14.94	-37.84	22.90	Horizontal
6	290.2200	-72.24	-13.00	59.24	-11.77	-36.97	25.20	Horizontal

CA_66C Low 20M QPSK PCC RB 50 0 SCC RB 0 0 30M-1G H

Test Graph

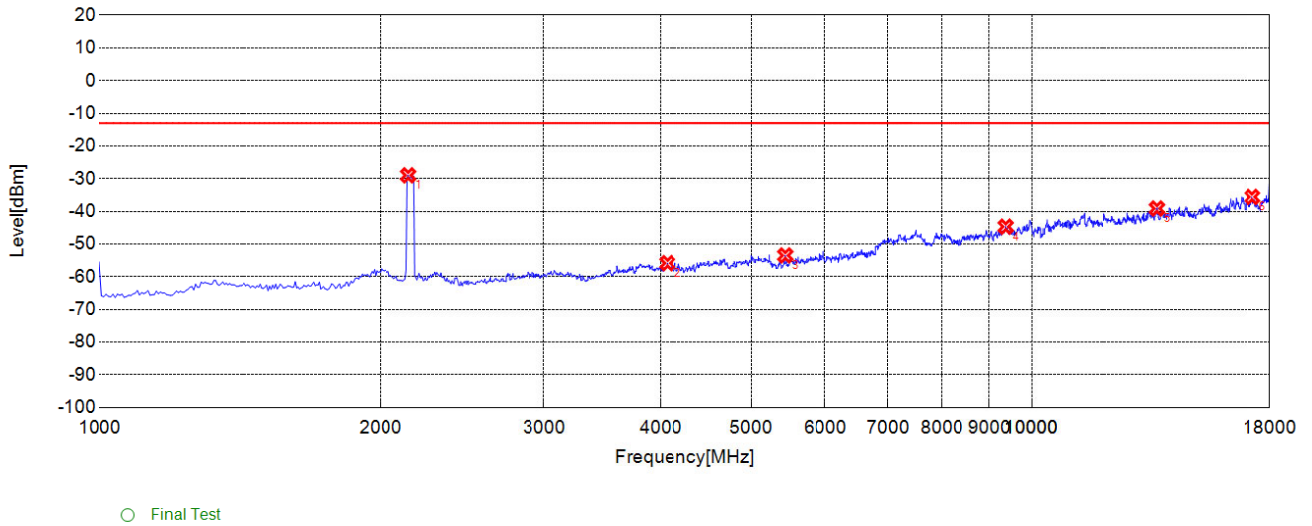


Suspected List								
NO.	Freq. [MHz]	Level [dBm]	Limit [dBm]	Margin [dB]	Factor [dB]	Path [dB]	Air [dB]	Ant. Pol.
1	35.8260	-58.52	-13.00	45.52	-16.61	-39.57	22.96	Vertical
2	51.3610	-68.49	-13.00	55.49	-15.63	-39.46	23.83	Vertical
3	100.8810	-68.01	-13.00	55.01	-12.75	-38.70	25.95	Vertical
4	212.5430	-72.87	-13.00	59.87	-16.54	-37.56	21.02	Vertical
5	296.0460	-68.44	-13.00	55.44	-12.04	-36.97	24.93	Vertical
6	657.2470	-72.45	-13.00	59.45	-4.42	-34.40	29.98	Vertical

CA_66C Low 20M QPSK PCC RB 50 0 SCC RB 0 0 30M-1G V



Test Graph

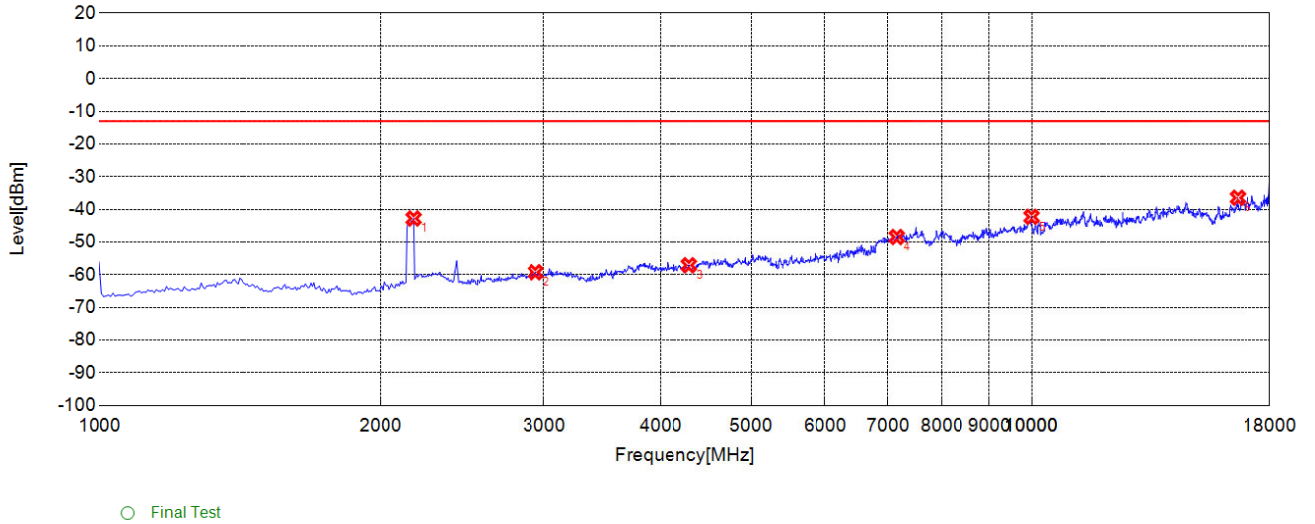


Suspected List								
NO.	Freq. [MHz]	Level [dBm]	Limit [dBm]	Margin [dB]	Factor [dB]	Path [dB]	Air [dB]	Ant. Pol.
1	2143.7440	-28.98	-13.00	15.98	-7.87	-46.80	38.93	NA
2	4065.4650	-55.86	-13.00	42.86	-6.87	-46.72	39.85	Horizontal
3	5435.6360	-53.5	-13.00	40.50	-2.15	-42.99	40.84	Horizontal
4	9378.5790	-44.7	-13.00	31.70	12.35	-36.62	48.97	Horizontal
5	13638.8390	-39.14	-13.00	26.14	22.31	-27.76	50.07	Horizontal
6	17248.8490	-35.59	-13.00	22.59	24.91	-26.76	51.67	Horizontal

CA_66C Middle 20M QPSK PCC RB 1 0 SCC RB 0 0 1-18G H



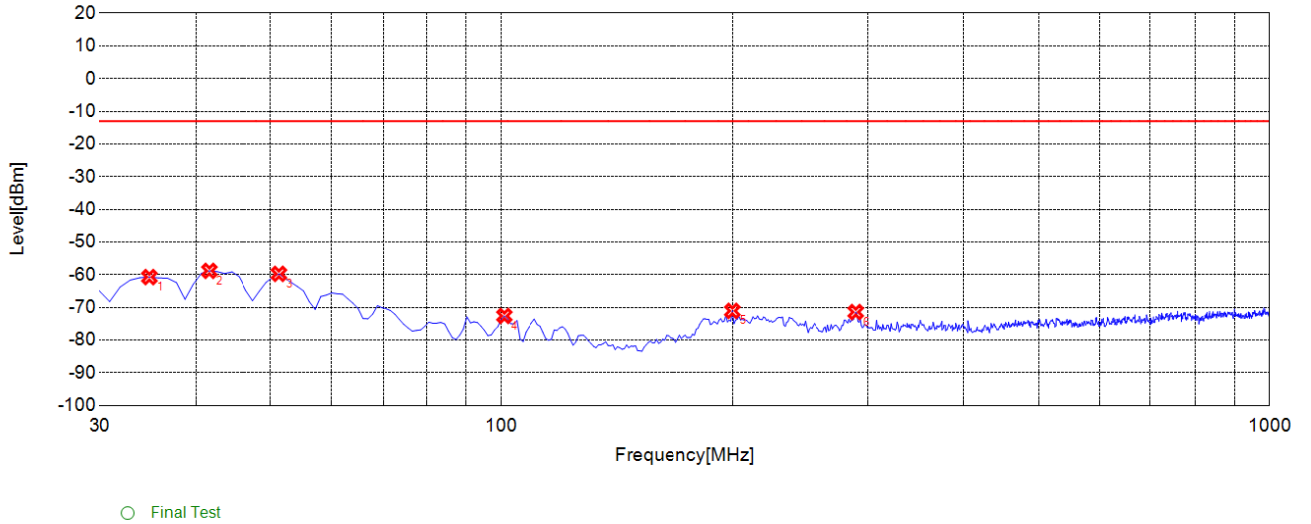
Test Graph



Suspected List								
NO.	Freq. [MHz]	Level [dBm]	Limit [dBm]	Margin [dB]	Factor [dB]	Path [dB]	Air [dB]	Ant. Pol.
1	2172.7730	-42.81	-13.00	29.81	-8.00	-46.81	38.81	NA
2	2939.1390	-59.26	-13.00	46.26	-9.18	-47.69	38.51	Vertical
3	4291.8920	-57.11	-13.00	44.11	-6.75	-46.34	39.59	Vertical
4	7158.7590	-48.46	-13.00	35.46	8.10	-37.16	45.26	Vertical
5	9995.1950	-42.31	-13.00	29.31	14.19	-34.28	48.47	Vertical
6	16632.2320	-36.46	-13.00	23.46	22.88	-27.60	50.48	Vertical

CA_66C Middle 20M QPSK PCC RB 1 0 SCC RB 0 0 1-18G V

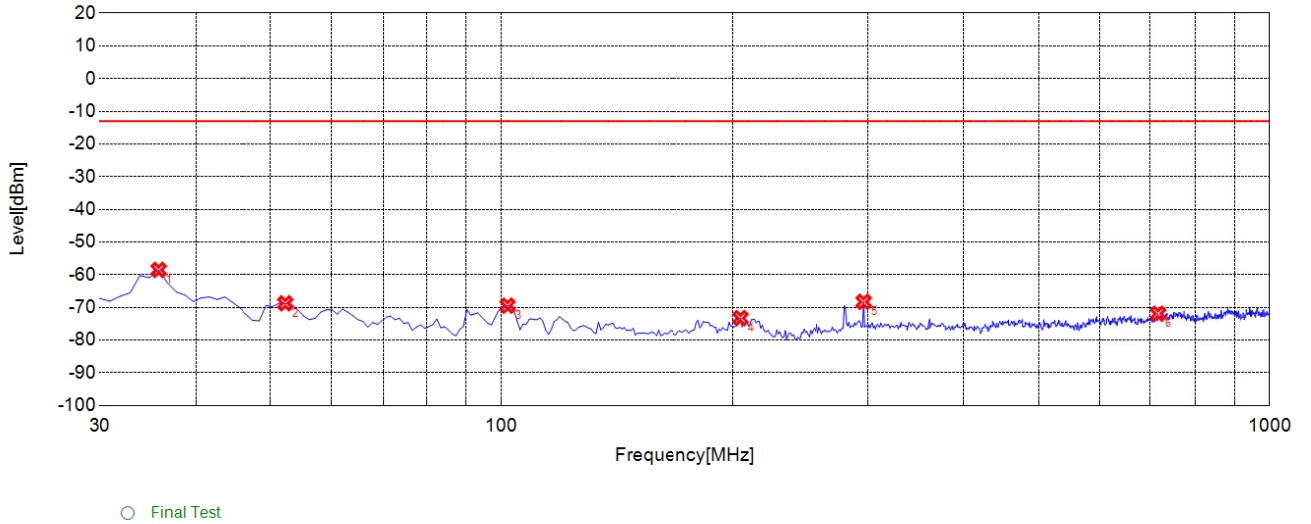
Test Graph



Suspected List								
NO.	Freq. [MHz]	Level [dBm]	Limit [dBm]	Margin [dB]	Factor [dB]	Path [dB]	Air [dB]	Ant. Pol.
1	34.8550	-60.72	-13.00	47.72	-9.37	-39.58	30.21	Horizontal
2	41.6520	-58.83	-13.00	45.83	-7.05	-39.53	32.48	Horizontal
3	51.3610	-59.75	-13.00	46.75	-7.54	-39.46	31.92	Horizontal
4	100.8810	-72.61	-13.00	59.61	-17.42	-38.70	21.28	Horizontal
5	199.9200	-71.07	-13.00	58.07	-14.94	-37.84	22.90	Horizontal
6	289.2490	-71.43	-13.00	58.43	-11.78	-36.97	25.19	Horizontal

CA_66C Middle 20M QPSK PCC RB 1 0 SCC RB 0 0 30M-1G H

Test Graph

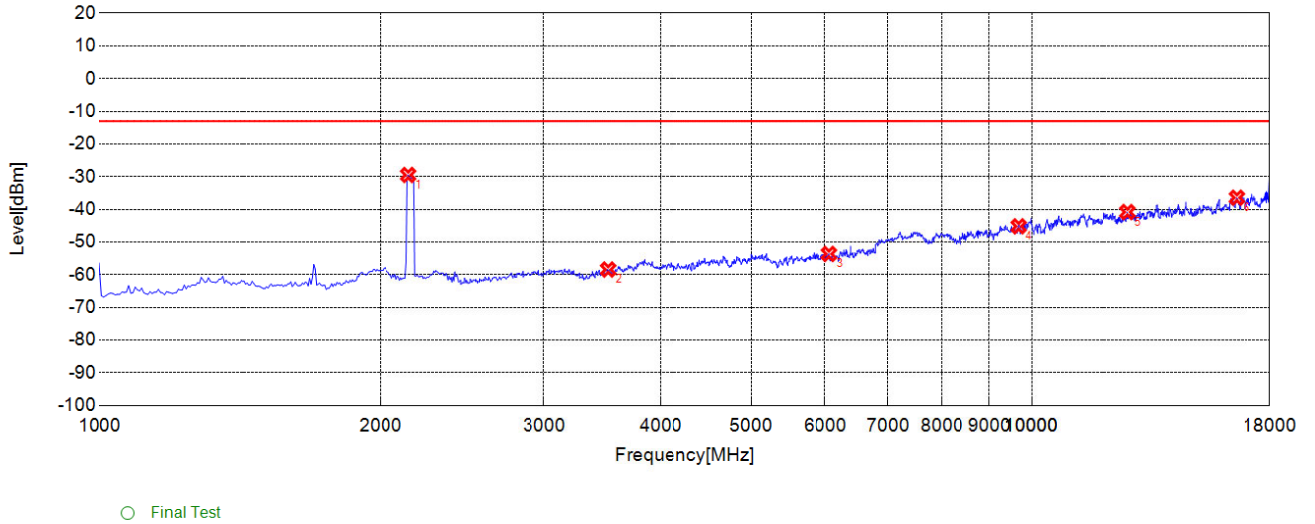


Suspected List								
NO.	Freq. [MHz]	Level [dBm]	Limit [dBm]	Margin [dB]	Factor [dB]	Path [dB]	Air [dB]	Ant. Pol.
1	35.8260	-58.55	-13.00	45.55	-16.61	-39.57	22.96	Vertical
2	52.3320	-68.75	-13.00	55.75	-15.94	-39.47	23.53	Vertical
3	101.8520	-69.47	-13.00	56.47	-13.11	-38.70	25.59	Vertical
4	204.7750	-73.27	-13.00	60.27	-16.40	-37.71	21.31	Vertical
5	296.0460	-68.29	-13.00	55.29	-12.04	-36.97	24.93	Vertical
6	716.4760	-71.96	-13.00	58.96	-3.91	-34.32	30.41	Vertical

CA_66C Middle 20M QPSK PCC RB 1 0 SCC RB 0 0 30M-1G V



Test Graph



Suspected List								
NO.	Freq. [MHz]	Level [dBm]	Limit [dBm]	Margin [dB]	Factor [dB]	Path [dB]	Air [dB]	Ant. Pol.
1	2143.7440	-29.49	-13.00	16.49	-7.87	-46.80	38.93	NA
2	3513.9140	-58.42	-13.00	45.42	-8.47	-47.54	39.07	Horizontal
3	6062.6630	-53.66	-13.00	40.66	-0.98	-42.43	41.45	Horizontal
4	9681.2810	-45.2	-13.00	32.20	12.49	-36.16	48.65	Horizontal
5	12685.8860	-40.83	-13.00	27.83	19.28	-30.13	49.41	Horizontal
6	16587.3870	-36.45	-13.00	23.45	23.67	-27.96	51.63	Horizontal

CA_66C Middle 20M QPSK PCC RB 50 0 SCC RB 0 0 1-18G H