480mm(±0.5)

126mm(±0.5)

Yeelight Lightstrip Plus User Manual

Please read this manual carefully before using the product

Manufacturer: Qingdao Yeelink Information Technology Co., Ltd.
Address: 7#楼&18(为7＋为1)-201,204室,-402,404,(即17层和2-2,+03,3)-*,1
+2#楼1,3层+2#楼2,4+2
Website: www.yeelight.com
Customer Service Email Address: support@yeelight.com

Product Introduction

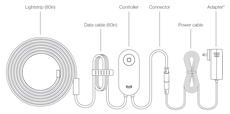

* The real object prevails.

* Need to purchase additionally.

Specifications

Model No.: YLDD04YL

Frequency Bands: 2400MHz-2483.5MHz

Rated Input: 100-240V~50/60Hz 0.17A (80in) 100-240V~50/60Hz 0.6A (400in)

Rated Power: 7.5W (80in) 26.6W (400in)

Connectivity: Wi-Fi IEEE 802.11 b/g/n 2.4GHz

System Requirements: Android 4.4 or later, iOS 8.0 or later

Product Features

Color Adjustment | Brightness Control | One-button Operation | Mobile Control

Extendible | Scene Transformation | Timer Switch | Firmware Upgrade

Installation Steps

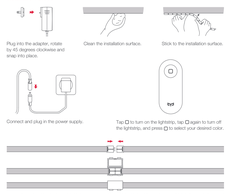

Intelligent Control

1. Search Yeelight in an app store or scan the QR code below to download the Yeelight App.
2. Turn on the lightstrip. Open the app and operate the lightstrip in accordance with the instructions provided in the app.

* Make sure that the Wi-Fi network is available and is able to access the Internet properly.

Factory Reset

Cut off the adapter power. Press the power button and reconnect to the power supply. Hold the button for five seconds until the lightstrip displays red, green, and blue circulating lights, and then release the button. The reset is complete when the light turns yellow.

* Perform the factory reset and connect the lightstrip again every time you use a new Wi-Fi network.

Warning

1. Before using this product, please make sure that your voltage is appropriate for the working voltage of this product. Using this product with a voltage other than the one specified may damage the product and cause safety hazards.
2. For indoor use only.
3. To prevent early product failure, product should only be installed in operating environments ranging between 10°F to 104°F(-10°C to +40°C).
4. Do not use where directly exposed to water.
5. Regularly check the cord, the power supply and all other parts for damage. If any part is damaged, the product should not be used.
6. The external flexible cable or cord of this luminaire cannot be replaced. If the cord is damaged, the luminaire shall be destroyed.
7. The light source of this product is non-changeable light diodes (LED).
8. Do not disassemble the product, as the light diodes can cause damage to the eyes.
9. This product is not a toy and should not be stored or left in locations accessable to young children.
10. Max interconnected 400in.
11. Do not bend the LED inside the lightstrip in more than 90 degrees to avoid damaging the product.
12. Do not connect the lightstrip to the power supply when it is in the package.
13. Do not interconnect parts of this lighting chain with parts of another manufacturer's lighting chain.
14. Interconnection shall be made only by the use of the supplied connectors. Any open-ends must be sealed-off before use.

FCC Compliance Statement

Any Changes or modifications not expressly approved by the party responsible for compliance could void the user's authority to operate the equipment. This device complies with part 15 of the FCC Rules.

Operation is subject to the following two conditions:

(1) This device may not cause harmful interference, and (2) this device must accept any interference received, including interference that may cause undesired operation.This equipment has been tested and found to comply with the limits for a Class B digital device, pursuant to part 15 of the FCC Rules. These limits are designed to provide reasonable protection against harmful interference in a residential installation.

This equipment generates uses and can radiate radio frequency energy and, if not installed and used in accordance with the instructions, may cause harmful interference to radio communications. However, there is no guarantee that interference will not occur in a particular installation. If this equipment does cause harmful interference to radio or television reception, which can be determined by turning the equipment off and on, the user is encouraged to try to correct the interference by one or more of the following measures:

(1) Reorient or relocate the receiving antenna.

(2) Increase the separation between the equipment and receiver.

(3) Connect the equipment into an outlet on a circuit different from that to which the receiver is connected.

(4) Consult the dealer or an experienced radio/TV technician for help.

To maintain compliance with FCC's RF exposure guidelines, this equipment should be installed and operated with a minimum distance of 20cm between the radiator and your body.

CE EU Declaration of Conformity

We Qingdao Yeelink Information Technology Co.,Ltd., hereby, declares that this equipment is in compliance with the applicable Directives and European Norms, and amendments.

WEEE Disposal and Recycling

Correct Disposal of this product. This marking indicates that this product should not be disposal with other household wastes throughout the EU.

To prevent possible harm to the environment or human health from uncontrolled waste disposal, recycle it responsibly to promote the sustainable reuse of material resources.

To return your used device, please use the return and collection systems or contact the retailer where the product was purchased. They can take this product for environmental safe recycling.

%S??@ASBCD

126mm(±0.5)

Yeelight 彩光灯带（延长版）使用说明书

使用产品前请仔细阅读本说明书，并妥善保管

欢迎访问Yeelight售后服务网页 www.yeelight.com
或拨打Yeelight服务电话：400-619-7969 咨询更多售后问题
制造商：青岛亿联客信息技术有限公司
地址：青岛市崂山区科苑纬一路1号青岛国际创新园B座10层B4

产品介绍

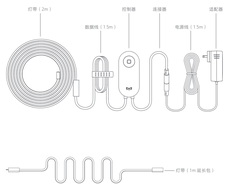

*需另外购买

使用方法

智能控制

1. 扫描二维码或在应用商店下载Yeelight移动客户端。
2. 确保灯带为开启状态，并连应用，并按照应用内的指导进行操作。

* 确保WiFi网络可用，并且可以正常访问互联网。

产品最新未来智能平台，可通过“未来”APP操控，支持Siri语音，可与亚马逊Echo智能平台产品互联互通。

恢复出厂设置

断开适配器电源，按住开关键并重新接通电源，保持5秒，直灯带开始红绿蓝流光时可松手，当指示灯变为黄色时，即重置成功。

* 当灯带连接到网络环境情况时，恢复出厂设置，需重新进行网络连接。

安全注意事项

1 使用前请确认电压是否符合本产品的工作电压，使用不适当的电压可能会损坏产品并带来安全隐患；
2 此灯具的光源是不可替换的，当光源到寿命时，应替换整个灯具；
3 灯带在工作中会产生热量，请保持良好空气对流，以避免热；
4 请勿将灯带内灯珠从外包覆物中拉出，以免损坏产品；
5 请勿自行拆卸或改装，以免产生此本书或产品说明或其他要求情况发生；
6 请勿自行更换灯带内的灯珠，以免造成人的伤害；
7 此灯具含有金属，不要将其与电源连接；
8 灯带最大可延长至10米；
9 只能在室内使用。

产品中有害物质的名称及含量

部件名称	有害物质					
	铅（Pb）	汞（Hg）	镉（Cd）	六价铬（Cr(VI)）	多溴联苯（PBB）	多溴二苯醚（PBDE）
灯 带	X	O	O	O	O	O
控制器	O	O	O	O	O	O
适配器	X	O	O	O	O	O
线 材	O	O	O	O	O	O

本表格依据SJ/T11364的规定编制。

O: 表示该有害物质在该部件所有均质材料中的含量在GB/T26572规定的限量要求以下。

X: 表示该有害物质至少在该部件的某一均质材料中的含量超出GB/T 26572规定的限量要求。

10

基本参数

产品型号：YLDD04YL

功率因数：0.35（2m）
0.4（10m）

无线连接：Wi-Fi IEEE 802.11 b/g/n 2.4GHz

支持平台：Android 4.4 & OS 8.0 及以上版本

频　段：2400MHz-2483.5MHz

电源输入：100-240V~50/60Hz 0.17A (2m)
100-240V~50/60Hz 0.6A (10m)

额定功率：7.5W(40颗＋0.08TWLED模块) (2m)
26.6W(240颗＋0.08TWLED模块) (10m)

产品特点

色彩调节 | 亮度调节 | 一键操作 | 手机控制

10m 可延长 | 场景变换 | 定时开关 | 固件升级

产品保修说明

Yeelight 彩光灯带（延长版）产品售后服务严格依据《中华人民共和国消费者权益保护法》、《中华人民共和国产品质量法》实行售后三包服务，服务内容如下：

1. 自您签收之日起7日内，本产品出现《产品性能故障表》所列性能故障的情况，经Yeelight售后服务中心检测确定，可免费享受退货或换货服务。
2. 自您签收之日起21日内，本产品出现《产品性能故障表》所列性能故障的情况，经由Yeelight售后服务中心检测确定，可免费享受换货或者维修服务。
3. 自您签收之日起12个月内，本产品出现《产品性能故障表》所列性能故障的情况，经由Yeelight售后服务中心检测确定，可免费享受维修服务。

非保修条例

1. 未经授权的维修、拆卸、碰撞、跌落、温湿、进液、事故、改动、滥用造、浸泡、标贴、防伪标记；
2. 已超出三包有效期；
3. 因不可抗力造成的损坏；
4. 不符合《产品性能故障表》所列性能故障的情况；
5. 因人为原因导致产品及其配件产生《产品性能故障表》所列性能故障。如使用调光器、使用非额定电压、使用非电源适配器、在非规定的环境下使用等，导致的产品性能故障等。

产品性能故障表

名称	性能故障
灯带	灯不亮
	灯大部分缺失
控制器	无法搜索到灯带
	按键功能失效
	重启失效
适配器	无法正常给灯带供电

▲请撕开后妥善保存

Yeelight 彩光灯带（延长版）三包凭证

客户姓名 _____ （先生/小姐）联系电话 _____

客户地址 _____ 序 列 号 _____

产品型号 _____ 购机日期 _____

购机商店 _____

商店地址 _____

发票号码 _____

购机单位盖章

Yeelight 彩光灯带（延长版）三包凭证

客户姓名 _____ （先生/小姐）联系电话 _____

客户地址 _____ 序 列 号 _____

产品型号 _____ 购机日期 _____

购机商店 _____

商店地址 _____

发票号码 _____

购机单位盖章