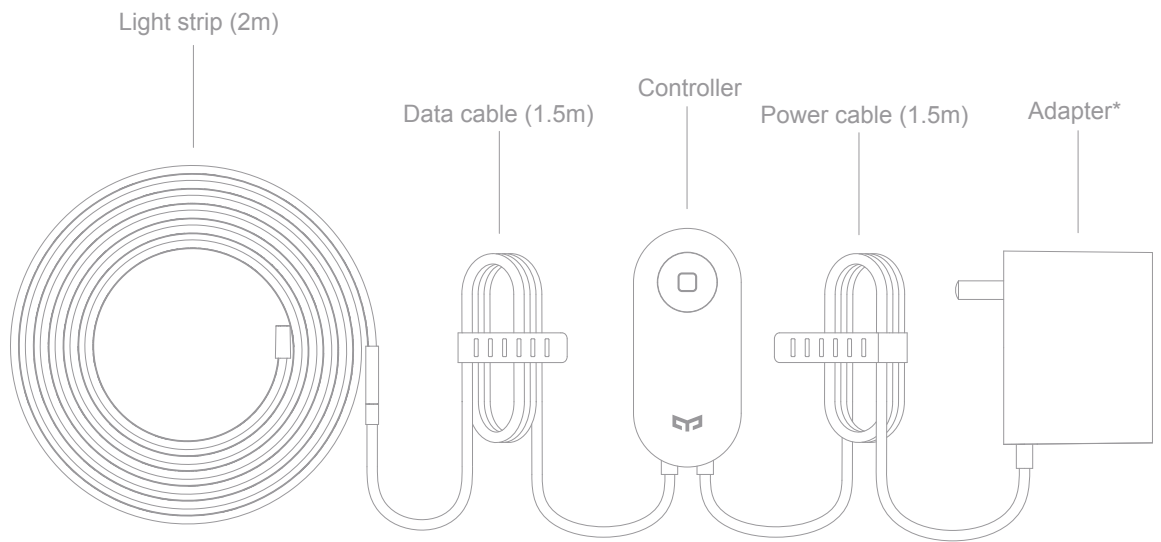




**User Guide for  
Yeelight LightStrip**



\* The real object prevails.

## Basic Parameters

Model No.: YLDD02YL

Color mode: RGB

Life expectancy: Approx. 25,000 hours

Supported platforms: Android & iOS

Wireless connections: IEEE 802.11 b/g/n 2.4GHz

Operating temperature: -10 to +40°C

Working humidity: 0% - 85%RH

Light strip power input: 12V  $\equiv$  1A  $\ominus$   $\oplus$

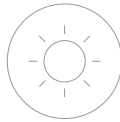
Power input : 100-240V - 50/60Hz 0.5A

Rated power: 12W (60 lights  $\times$  0.2W/LED module)

## Product features



Color adjustment



Brightness control



One-button operation



Scene transformation



Timer switch



Delayed switch-off

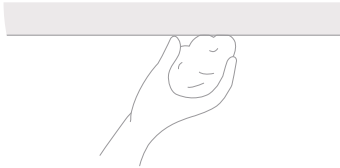


Mobile control

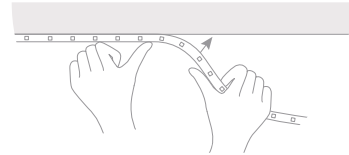


Firmware upgrade

## Usage



Clean the installation surface






Stick to the installation surface



Plug in the power adapter



Tap  to turn on the light strip, tap  again to turn off the light strip, and press  to select your desired color.

## Intelligent Control

1. Scan the QR code or search “Yeelight” in the app store or google play to download Yeelight mobile client.
2. Turn on the light strip. Open the app and follow the instruction shown on the user interface to operate the light strip.

\* Make sure that your Wi-Fi connection is working and you can connect to the Internet.



## Factory reset

Open the power adapter and press the power button while plugging it into the power supply. Hold the button for five seconds until the light strip displays red, green, and blue circulating lights, and then release. The reset is complete when the light turns yellow.

\* When the light strip is used on a new network, it must first be reset to its factory settings and then setup again on the new network.

## Warning

1. Before using this product, please make sure that your voltage is appropriate for this product's working voltage. Using this product with a voltage other than the one specified may damage the product and cause safety hazards;
2. For indoor use only.
3. Regularly check the cord, the power supply and all other parts for damage. If any part is damaged, the product should not be used.
4. The external flexible cable or cord of this luminaire cannot be replaced. If the cord is damaged, the luminaire shall be destroyed.
5. Do not use where directly exposed to water.
6. The light source of this product is nonchangable light diodes (LED).
7. Do not disassemble the product, as the light diodes can cause damage to the eyes.

## FCC Compliance Statement

Any changes or modifications not expressly approved by the party responsible for compliance could void the user's authority to operate the equipment.

This device complies with part 15 of the FCC Rules. Operation is subject to the following two conditions:

(1) This device may not cause harmful interference, and (2) this device must accept any interference received, including interference that may cause undesired operation.

This equipment has been tested and found to comply with the limits for a Class B digital device, pursuant to part 15 of the FCC Rules. These limits are designed to provide reasonable protection against harmful interference in a residential installation. This equipment generates uses and can radiate radio frequency energy and, if not installed and used in accordance with the instructions, may cause harmful interference to radio communications. However, there is no guarantee that interference will not occur in a particular installation. If this equipment does cause harmful interference to radio or television reception, which can be determined by turning the equipment off and on, the user is encouraged to try to correct the interference by one or more of the following measures:

- (1) Reorient or relocate the receiving antenna.
- (2) Increase the separation between the equipment and receiver.
- (3) Connect the equipment into an outlet on a circuit different from that to which the receiver is connected.
- (4) Consult the dealer or an experienced radio/TV technician for help.

The satisfy FCC RF Exposure requirements for this transmission devices, a separation distance of 20cm or more should be maintained between the antenna of this device and persons during operation. To ensure compliance, operation at closer than this distance is not recommended. The antenna(s) used for this transmitter must not be co-located or operating in conjunction with any other antenna or transmitter. Changes or modifications not expressly approved by the party responsible for compliance could void the user's authority to operate the equipment.

**Please read this guide carefully before using the product**

---

Manufacturer: Qingdao Yeelink Information Technology Co., Ltd.  
Address: F10-B4, Bldg B, International Innovation Park, #1 Keyuanwei Rd,  
Laoshan District, Qingdao City  
Website: <http://www.yeelink.com>  
Customer Service Number: 400-619-7969