

Bts07 Bluetooth Speaker

User Manual

1. Notice

Don't keep playing the device at maximum volume, or your hearing will get hurt. 80% or a lower volume is recommended.

Avoid storage at high temperatures such as in a hot vehicle or under direct sunlight, which will damage device performance and reduce battery life.

Always store the Bluetooth device with power off and make sure it is in safety protected.

Please use 5V 1A charger to charge it, charging will last about 5-6 hours.

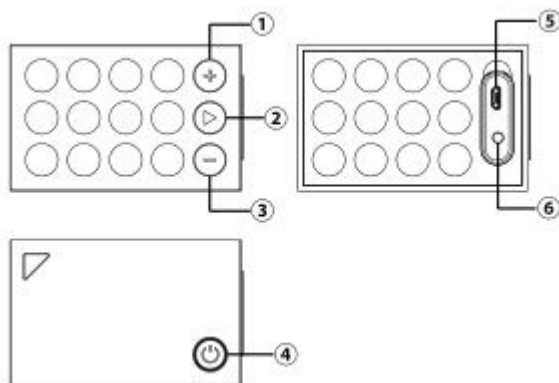
If the LED indicator is not lighted when turn on the device, please charge it.

2. Performance characteristics

- 1).The device is mono BT speaker with enhanced bass sound effect.
- 2).Adopts high fidelity design, you can enjoy more natural and exquisite sound.
- 3). Built-in Lithium battery is used, battery status can be indicated on iPhone.

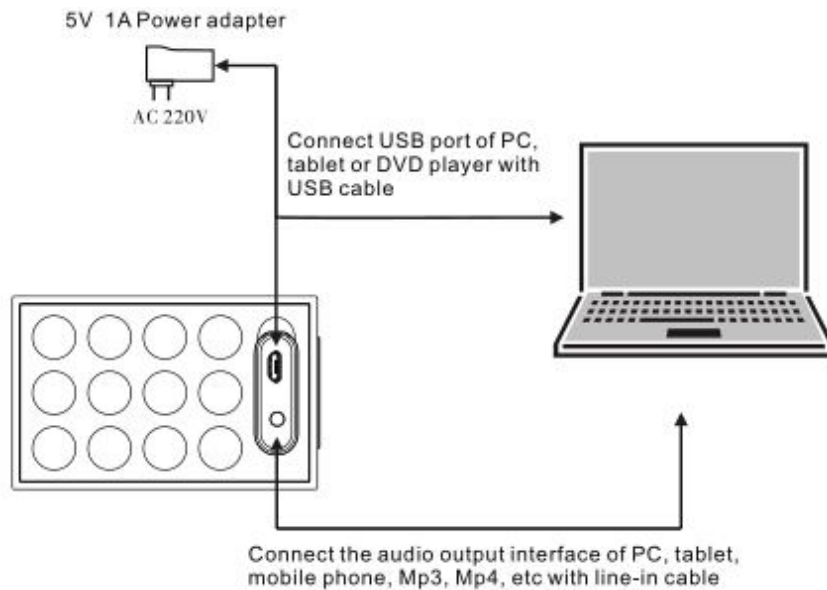
3. Operation instruction

I . Function instruction




- ① Next song/VOL+(Long press)
- ② Play/Pause/Answer Call(Bluetooth)
- ③ Previous song/VOL-(Long press)
- ④ Power switch
- ⑤ 5V charging input port
- ⑥ Line in

II.Connection diagram






III. Operation instruction




The Bluetooth device adopts rechargeable battery. Please fully charge the battery before using for the first time .

On/Off: Long press “” 2 seconds to turn on the Bluetooth device, it will enter into pairing mode automatically after 5 seconds. LED indicator will flash with red and blue in pairing mode.


Long press “” 2 seconds again, Bluetooth device will be turned off.

Bluetooth mode: Turn on the device, after paired, short press “” to play/pause; short press “ = ” to select songs; Long press “ = ” to adjust sound volume.

Hands free function:

Answering a call: Short Press “” when you receiving an incoming call. Short press “” again to end the call. Long press “ = ” to adjust volume

Bluetooth Selfie Function:

Open the Camera APP of your mobile phone, then short press “” button on this Bluetooth device to take a picture.

(Compatible with iOS 4.0 and Android 4.0 or above system. For smartphones cannot work with th is device, please set the volume button as shutter button or simply download the app"Camera 360" from Google Play.)

IV. Pairing

Connect the device with mobile phone via Bluetooth, the pairing name is “BTS07”.It's connected successfully when you heard"paired".

4. Technical data

Bluetooth Version:V3.0

Rating power: 3W
Range: 10m
Play time: 6~8H
Standby time:260H
Product size: 82x51.5x52.5mm
Net weight: 200g

FCC Statement

This equipment has been tested and found to comply with the limits for a Class B digital device, pursuant to Part 15 of the FCC Rules. These limits are designed to provide reasonable protection against harmful interference in a residential installation. This equipment generates uses and can radiate radio frequency energy and, if not installed and used in accordance with the instructions, may cause harmful interference to radio communications. However, there is no guarantee that interference will not occur in a particular installation. If this equipment does cause harmful interference to radio or television reception, which can be determined by turning the equipment off and on, the user is encouraged to try to correct the interference by one or more of the following measures:

- Reorient or relocate the receiving antenna.
- Increase the separation between the equipment and receiver.
- Connect the equipment into an outlet on a circuit different from that to which the receiver is connected.
- Consult the dealer or an experienced radio/TV technician for help.

This device complies with part 15 of the FCC Rules. Operation is subject to the following two conditions:(1) This device may not cause harmful interference, and (2) this device must accept any interference received, including interference that may cause undesired operation.

Changes or modifications not expressly approved by the party responsible for compliance could void the user's authority to operate the equipment.

This equipment complies with FCC radiation exposure limits set forth for an uncontrolled environment. This equipment should be installed and operated with minimum distance 20cm between the radiator & your body.