



Digital2[®]
7" PAD
Plus

User Manual

U.S Service Hotline : 1-888-863-0138
More support at www.d2pad.info

FC  | **DESIGNED IN USA** | **ASSEMBLED IN CHINA**



Please carefully inspect your Product. As an allowance to original end-user purchasers who receive damaged merchandise due to shipping or handling (for example, cracked displays), Digital2® may repair or replace the Product, if and only if said purchaser files a claim with Digital2® within seven (7) calendar days of the original purchase/invoice date. Digital2® will not accept shipping damage claims: (i) if you purchased the Product in a physical store; (ii) beyond the seven (7) calendar day window; or (iii) if you have an option to pursue a claim with the shipping company (for example, if the Product was insured). TO THE EXTENT PERMITTED BY LAW, THIS WARRANTY AND THE REMEDIES SET FORTH ABOVE ARE EXCLUSIVE AND IN LIEU OF ALL OTHER WARRANTIES, REMEDIES AND CONDITIONS, WHETHER ORAL, WRITTEN, STATUTORY, EXPRESS OR IMPLIED. AS PERMITTED BY APPLICABLE LAW, Digital2® SPECIFICALLY DISCLAIMS ANY AND ALL STATUTORY OR IMPLIED WARRANTIES, INCLUDING, WITHOUT LIMITATION, WARRANTIES OF MERCHANTABILITY, FITNESS FOR A PARTICULAR PURPOSE, AND WARRANTIES AGAINST HIDDEN OR LATENT DEFECTS. IF Digital2® CANNOT LAWFULLY DISCLAIM STATUTORY OR IMPLIED WARRANTIES THEN TO THE EXTENT PERMITTED BY LAW, ALL SUCH WARRANTIES SHALL BE LIMITED IN DURATION TO THE DURATION OF THE EXPRESS WARRANTY AND TO THE REPAIR OR REPLACEMENT SERVICE AS DETERMINED BY Digital2® IN ITS SOLE DISCRETION. NO RESELLER, AGENT, OR EMPLOYEE IS AUTHORIZED TO MAKE ANY MODIFICATION, EXTENSION, OR ADDITION TO THIS WARRANTY. IF ANY TERM(S) IS HELD ILLEGAL OR UNENFORCEABLE, THE LEGALITY AND ENFORCEABILITY OF THE REMAINING TERMS SHALL NOT BE AFFECTED OR IMPAIRED. EXCEPT AS PROVIDED IN THIS WARRANTY AND TO THE MAXIMUM EXTENT PERMITTED BY LAW, Digital2® IS NOT RESPONSIBLE FOR DIRECT, SPECIAL, INCIDENTAL OR CONSEQUENTIAL DAMAGES RESULTING FROM ANY BREACH OF WARRANTY OR CONDITION, OR UNDER ANY OTHER LEGAL THEORY, INCLUDING BUT NOT LIMITED TO LOSS OF USE; LOSS OF REVENUE; LOSS OF ACTUAL OR ANTICIPATED PROFITS (INCLUDING LOSS OF PROFITS ON CONTRACTS); LOSS OF THE USE OF MONEY; LOSS OF ANTICIPATED SAVINGS; LOSS OF BUSINESS; LOSS OF OPPORTUNITY; LOSS OF GOODWILL; LOSS OF REPUTATION; LOSS OF, DAMAGE TO, COMPROMISE OR CORRUPTION OF DATA; OR ANY INDIRECT OR CONSEQUENTIAL LOSS OR DAMAGE HOWSOEVER CAUSED INCLUDING THE REPLACEMENT OF EQUIPMENT AND PROPERTY, ANY COSTS OF RECOVERING, PROGRAMMING OR REPRODUCING ANY PROGRAM OR DATA STORED IN OR USED WITH THE Digital2® PRODUCT AND ANY FAILURE TO MAINTAIN THE CONFIDENTIALITY OF DATA STORED ON THE PRODUCT. THE FOREGOING LIMITATION SHALL NOT APPLY TO DEATH OR PERSONAL INJURY CLAIMS, OR ANY STATUTORY LIABILITY FOR INTENTIONAL AND GROSS NEGLIGENT ACTS AND/OR OMISSIONS. Digital2® DISCLAIMS ANY REPRESENTATION THAT IT WILL BE ABLE TO REPAIR ANY PRODUCT UNDER THIS WARRANTY OR MAKE A PRODUCT EXCHANGE, EXCLUDING ANY USER SOFTWARE OR DATA.

For warranty service or further information, please visit our website or call us:

Website: www.d2pad.info

U.S. Service Hotline: 1-888-863-0138

© 2012-14 Digital2®, all rights reserved. Digital2® and its Digital2® logo are registered trademarks of Digital2®.

D2-741G_BK User Manual | 21





original product. This warranty is for replacement for like-items only and does not cover items out of production if the company no longer stocks them. This warranty is not assignable or transferable. Third-party products, such as mobile/ handheld devices, media players, camcorders, cameras, keyboards, any applications or software (including downloads), or other peripherals interacting with the Product are not covered by this warranty.

Upon Digital2's replacement or repair of a Product under warranty, the original end-user purchaser will have a remaining warranty of the original warranty period. When a product or part is exchanged, any replacement item becomes your property and the replaced item becomes Digital2's property.

Important: Do not disassemble the Product. Disassembling the Product will void this warranty. Only Digital2® or a party expressly authorized by Digital2® should perform service on this Product.

This warranty only covers technical hardware issues during the warranty period and under normal use conditions. Digital2® does not warrant uninterrupted or error-free operation of this Product. This Warranty does not apply to software, environmental, or customer induced damages or circumstances, such as, but not limited to:

- (a) Product has been tampered with, repaired and/or modified by non-authorized personnel;
- (b) Serial number of the Product, components or accessories has been altered, cancelled or removed;
- (c) Obsolescence;
- (d) Damage (accidental or other) to the Product that is cosmetic, meaning damage that does not impact the operation and functioning of the Product, such as without limitation to rust, change in color, texture or finish, wear and tear, scrapes, dents, cracks, or gradual deterioration;
- (e) Damage to the Product caused by war, terrorism, fire, accident, natural disaster, intentional or accidental misuse, abuse, neglect or improper maintenance, use under abnormal conditions, accidental drops, spills, fire, or power surges;
- (f) Damage to the Product cause by improper installation, connection or malfunction of a peripheral device such as printer, optical drive, network card, USB device, or connectivity issues(including both hardware and software);
- (g) Damage to the Product caused by an external electrical fault, surge, or any accident;
- (h) Damage to the Product resulting from use outside of the operation or storage parameters or environment detailed in the User's Manual;
- (i) Damage from improper installation, improper connection, or use of parts, components, and/or software not manufactured or sold directly by Digital2®;
- (j) Damage to the Product caused by downloads, virus(es), bots, or other malicious software; or software loss or data loss that may occur during repair or replacement;
- (k) Un-usability due to forgotten or lost security passwords;
- (l) Any contamination, condition or other circumstance of the Product, which Digital2®, in its sole discretion, considers a danger to health and safety, including, but not limited to any contact between the Product and a biohazard, bodily fluids, infectious materials/substance, chemicals, hazardous substances, diseases, insects, vermin, radiation, or other;
- (m) Fraud, theft, misplacement, unexplained disappearance, or willful act.



Content

Contents

Preface	2
Copyright	2
Control Information	2
FCC Statement	2
Recycling Information	3
Prevent Hearing Impairment.....	3
Precautions	4
Chapter One: Overview	5
1.1 Product Overview.....	5
1.2 Power On and Off.....	5
1.3 Enter and Exit Standby Mode	6
1.4 Home Screen.....	6
1.5 Lock and Unlock Screen.....	6
1.6 Tool Bar and Notification Bar	7
1.7 Text Input.....	8
1.8 Reset	8
1.9 USB Connection (Connect between Tablet & Computer).....	8
1.10 Accessories.....	9
Chapter Two: Internet	9
2.1 Wi-Fi and Network	9
2.2 Browser.....	11
Chapter Three: Applications	11
3.1 Camera	11
3.2 Gallery.....	12
3.3 Video.....	13
3.4 Music	13
3.5 Calendar.....	13
3.6 File Manager	14
3.7 E-mail.....	15
3.8 Downloads	17
3.9 Clock	17
Chapter Four: System Settings.....	18
4.1 Internet Settings.....	18
4.2 Sound Settings	18
4.3 Display Settings.....	18
4.4 Apps Settings.....	19
4.5 Date & Time Settings.....	19
4.6 Language and Input Settings	19
1 Year Limited Hardware Warranty	19





Preface

Copyright

All rights reserved. This manual is protected by copyright and distributed under licenses restricting its use, replication and distribution. No part of this manual may be reproduced in any form without the prior written consent from Digital2®. The product described in this manual may include copyrighted software of Digital2® (or other third parties). Digital2® (or other third parties) preserves the exclusive rights for copyrighted software, such as the right to distribute or reproduce the copyrighted software. Accordingly, and to the extent allowed by applicable law, any copyrighted software contained in the product described herein shall not be distributed, modified, reverse engineered, or reproduced in any manner without the prior written consent of Digital2® (or of other third parties).

All other product names, trademarks or logos mentioned herein are used for identification purposes only, and may be the trademarks or registered trademarks of their respective owners.

Control Information

This device is in accordance with the requirements in Radio & Telecommunications Terminal Equipment Directive 1995/5/EC.

This device complies with the requirements in EMC Electromagnetic Compatibility Directive 2004/108/EC and Low Voltage Directive 2006/95/EC.

FCC Statement

This device complies with Part 15 of the FCC Rules. Operation is subject to the following two conditions:

- (1) This device may not cause harmful interference, and
- (2) This device must accept any interference received, including interference that may cause undesired operation.

Font size

Set system font size with four options: Small, Normal, Large, Huge.

4.4 Apps Settings

Application management

The tablet's apps are listed here by category, under **Downloaded**, **On SD Card**, **Running**, and **All**. Click an app to see more details and options, such as **Force Stop**, **Disable**, **Uninstall**, **Clear Data**, and **Clear Cache**.

Running

In this setting, you can force stop some programs that are running on the background to save battery power.

4.5 Date & Time Settings

You may select Automatic Date & Time while connected to the Internet, or choose to manually input the correct date and time. You may also change the display format.

4.6 Language and Input Settings

Language

Choose the system display language between 60 different options. Select Spelling Checker to enable the system to correct spelling errors.

Android keyboard

Tap the Settings icon next to "Android keyboard (AOSP)" to configure the Android keyboard settings, such as auto-capitalization, sound, etc.

1 Year Limited Hardware Warranty

Digital2® offers a ONE YEAR limited warranty covering the hardware of Digital2® Tablets ("Product"), limited to those residing in the 48 continental United States and Canada.

Digital2® warrants the Product to be free from defects in materials and workmanship for one (1) year, as sold to the original purchaser, from the date of retail purchase by the original end-user purchaser. If a hardware defect arises and a valid claim is received within the warranty period, at its option and to the extent permitted by law, Digital2® will: (1) repair the hardware defect at no charge, using new parts or refurbished parts that are equivalent to new in performance and reliability; or (2) exchange the product with a product that is new or refurbished that is equivalent to new and is functionally equivalent to the



Chapter Four: System Settings

From your homescreen, click  to enter the system settings interface.



4.1 Internet Settings

(Please refer to section 2.1 for details)

4.2 Sound Settings

In Sound settings, you may adjust the volume of media/notifications/alarms, choose the default notification ringtone, as well as mute all sounds.

4.3 Display Settings

Display settings include: Brightness, Wallpaper, Sleep and Font Size

Brightness

Adjust the brightness of the screen by sliding left or right.

Wallpaper

Change the wallpaper on your home screen by selecting image from available galleries.

Sleep

Adjust idle time before the screen locks and the tablet enters standby mode.

NOTE 1:

This equipment has been tested and found to comply with the limits for a Class B digital device, pursuant to part 15 of the FCC Rules. These limits are designed to provide reasonable protection against harmful interference in a residential installation. This equipment generates uses and can radiate radio frequency energy and, if not installed and used in accordance with the instructions, may cause harmful interference to radio communications. However, there is no guarantee that interference will not occur in a particular installation. If this equipment does cause harmful interference to radio or television reception, which can be determined by turning the equipment off and on, the user is encouraged to try to correct the interference by one or more of the following measures:

- Reorient or relocate the receiving antenna.
- Increase the separation between the equipment and receiver.
- Connect the equipment into an outlet on a circuit different from that to which the receiver is connected.
- Consult the dealer or an experienced radio/TV technician for help.

NOTE 2:

Changes or modifications not expressly approved by the party responsible for compliance could void your authority to operate the equipment

Recycling Information

Digital2® values the importance of our environmental policy, and strongly believes in the protection of our Earth by properly disposing and recycling industrial technological instruments that have exceeded service life.

These devices contain recyclable materials, which can be re-incorporated to new material after decomposition. In contrast, other materials are classified as dangerous and toxic substances. We highly recommend all users contact the relevant institutions based on the information we provide to recycle this product.

Prevent Hearing Impairment

Caution: Permanent hearing loss may occur if earphones or headphones are used at high volume for prolonged periods of time.

This device has been tested to comply with the Sound Pressure Level requirement laid down in the applicable EN 50332-1 and/or EN 50332-2 standards.



Precautions

This manual contains important information regarding safety measures and proper use of the product. To avoid accident, please be sure to read the manual carefully prior to use the product. Keep the product away from high temperature, moisture or dust. Do not expose the product to high temperature, especially in a window-closed vehicle during summer. Avoid drop or strong collision of the product or heavy vibration of the TFT screen, as it may cause damage or abnormal display of the TFT screen. Please choose appropriate volume. It is not recommended to use earphones in high volume. If ringing occurs in the ear, please lower the volume or stop using the device. Please charge under the following circumstances:


- A. The system automatically shuts down, and immediately shuts down again after restart.
- B. The operating button does not respond.

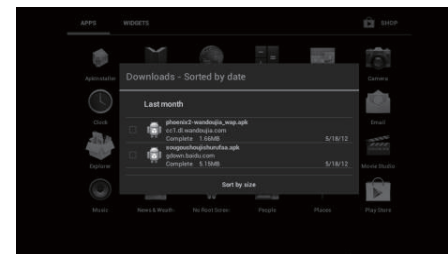
Note: This product cannot be used with any unauthorized charger; otherwise it may burn the product, which is not covered by warranty. For any additional original charger, please contact customer service. The Lithium battery cells in the battery pack are not user serviceable. When battery level is low, be sure to connect the power plug before formatting the Digital2® tablet or uploading/downloading applications to prevent system error. Digital2® shall not be held liable for any loss of data caused by damage or repair of the product or any other reason. Please operate the product properly following the user manual's guidelines. Do not disassemble the product. Do not use alcohol, thinner or benzene to clean the surface of the product. Do not operate device where the use of electronic equipment is prohibited, such as on airplanes. To avoid any accidents, please do not use the product when driving or walking on the street. USB connection is for data transfer only.

****Important Notice:** As the product may undergo modifications and improvements, product specifications and design are subject to change without prior notice.

NOTE: Pictures in this manual are for reference only.


3.8 Downloads

From your Application list, click  to see all downloaded items and in-progress downloads.



Click the box next to an item, then click the trash can icon to delete its contents.

3.9 Clock

From your Application list, click  to enter the clock interface. Under the time and date, click Set alarm to add an alarm.

