

(Channel 149, PEAK, 802.11 n (HT20))



(Channel 149, AVG, 802.11n (HT20))



(Channel 165, PEAK, 802.11 n (HT20))



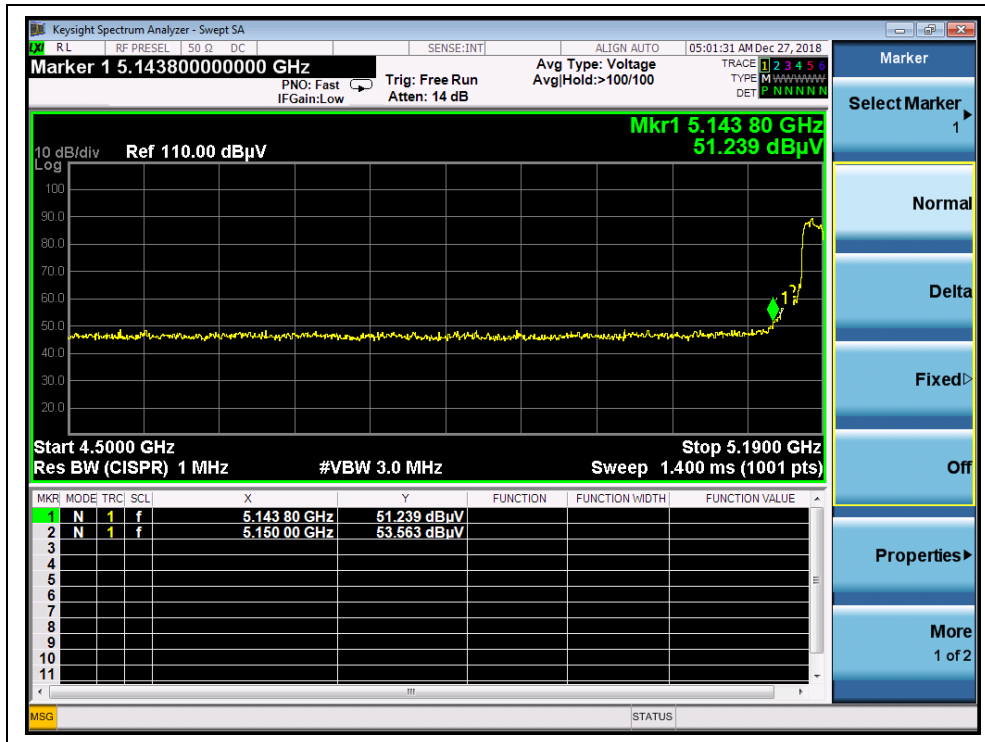
(Channel 165, AVG, 802.11n (HT20))

**802.11n (HT40) Test mode****A. Test Verdict:**

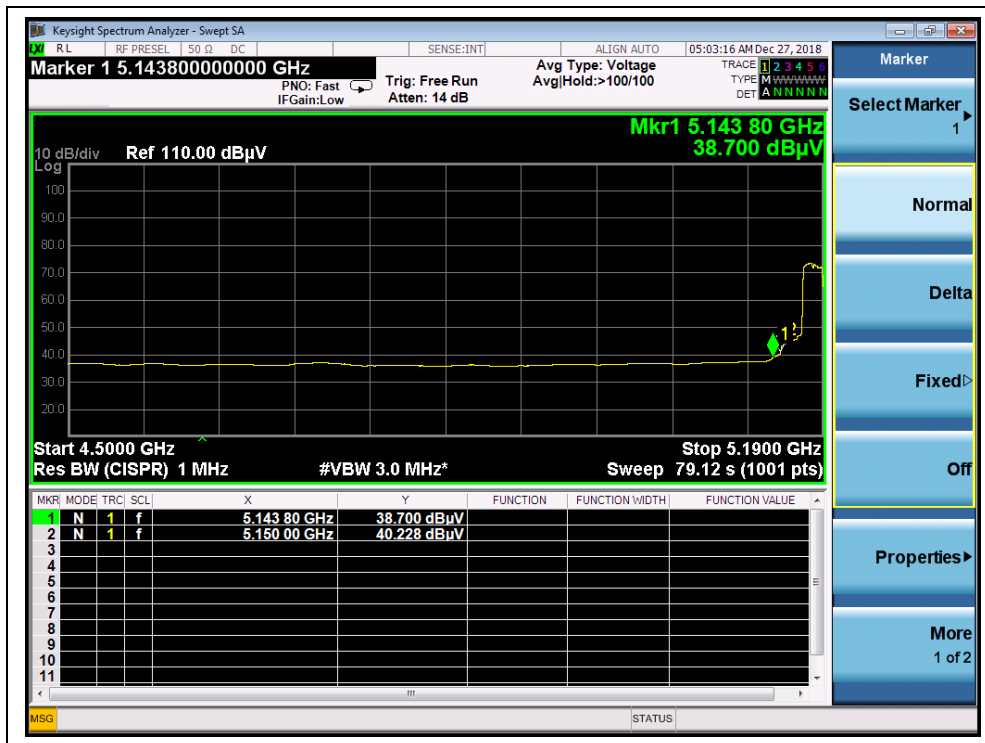
Channel	Frequency (MHz)	Detector	Receiver Reading $U_R$ (dBuV)	$A_T$ (dB)	$A_{Factor}$ (dB@3m)	Max. Emission E (dB $\mu$ V/m)	Limit (dB $\mu$ V/m)	Verdict
		PK/ AV						
38	5150.00	PK	53.56	-49.53	32.20	36.23	74	PASS
38	5150.00	AV	40.23	-49.53	32.20	22.90	54	PASS
62	5354.75	PK	50.98	-49.53	32.20	33.65	74	PASS
62	5350.00	AV	37.56	-49.53	32.20	20.23	54	PASS
102	5470.00	PK	52.34	-49.53	32.20	35.01	68.23	PASS
102	5470.00	AV	38.95	-49.53	32.20	21.62	54	PASS
142	5725.00	PK	48.14	-49.53	32.20	30.81	68.23	PASS
142	5725.00	AV	38.24	-49.53	32.20	20.91	54	PASS
151	5725.00	PK	56.73	-49.53	32.20	39.40	122.23	PASS
151	5725.00	AV	41.55	-49.53	32.20	24.22	54	PASS
159	5851.64	PK	49.30	-49.53	32.20	31.97	118.49	PASS
159	5850.00	AV	37.62	-49.53	32.20	20.29	54	PASS



B. Test Plots:



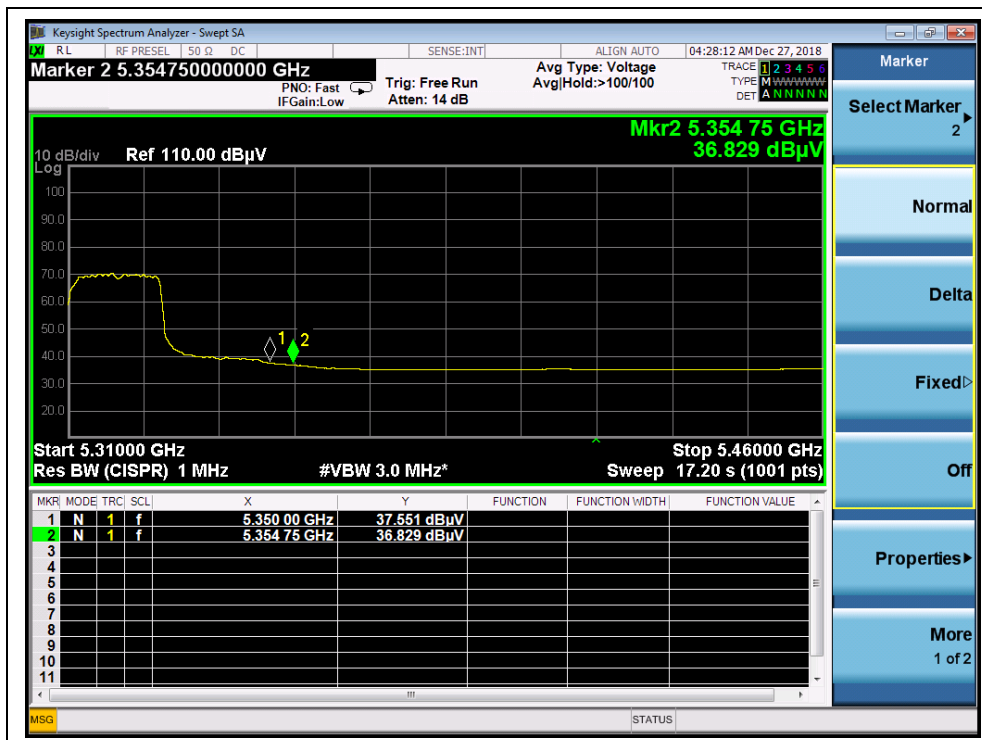
(Channel 38, PEAK, 802.11n (HT40))



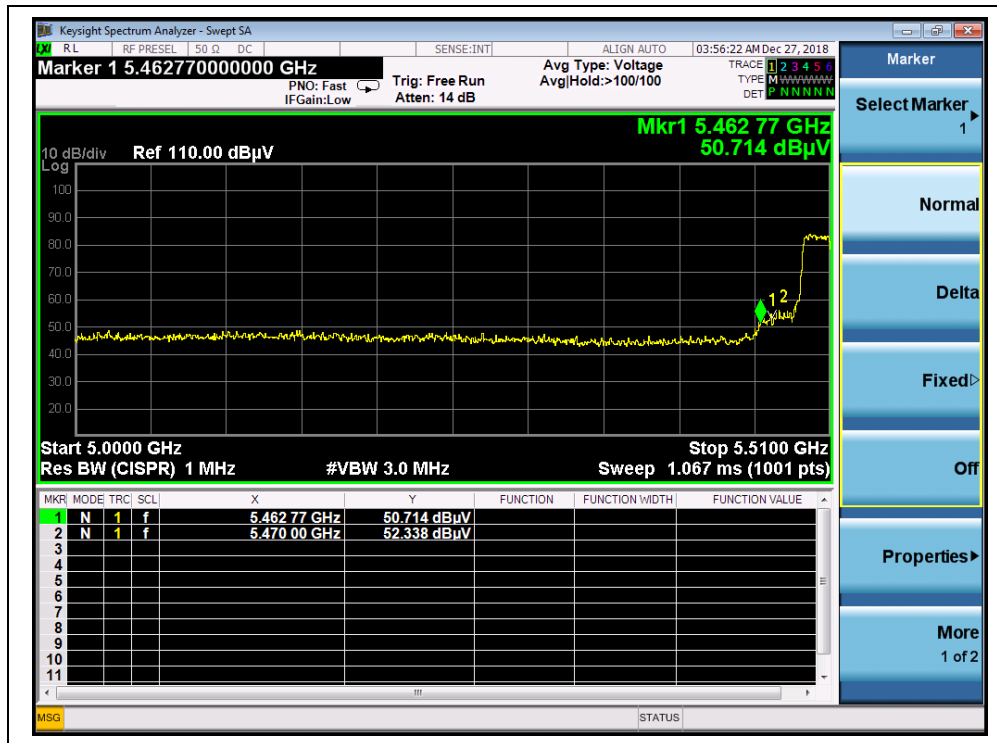
(Channel 38, AVG, 802.11n (HT40))



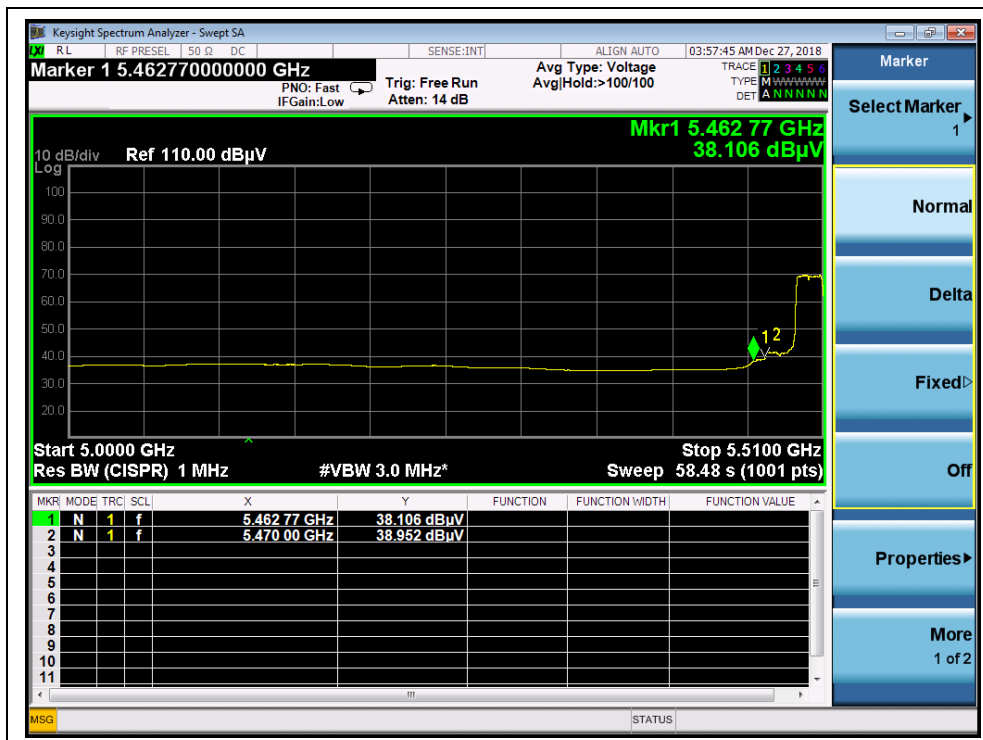
(Channel 62, PEAK, 802.11n (HT40))



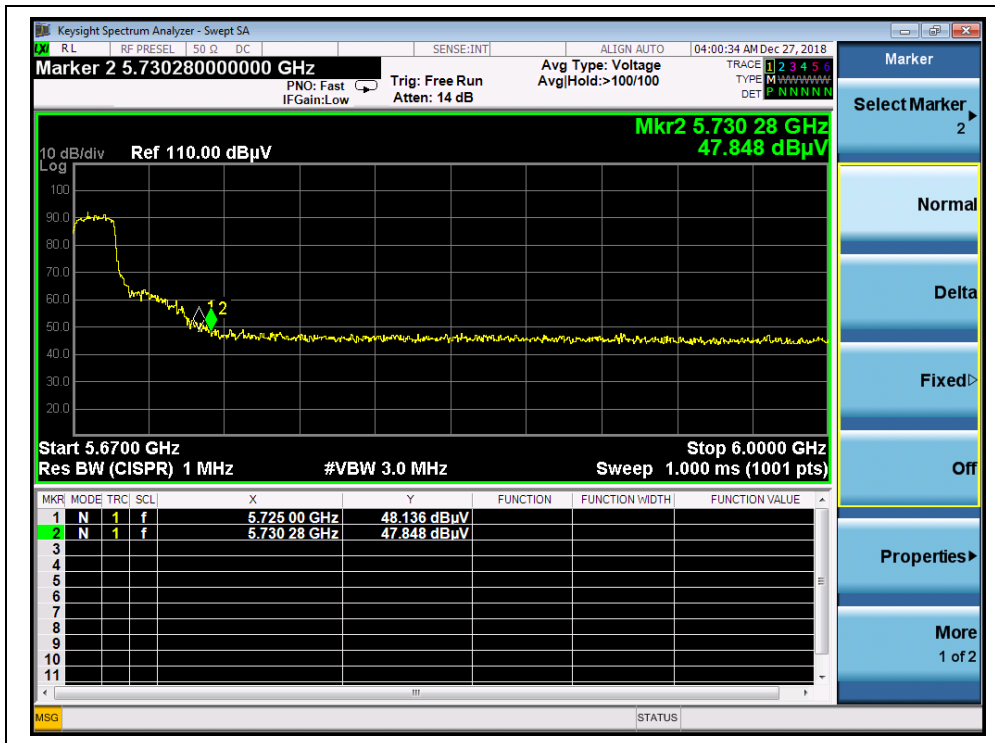
(Channel 62, AVG, 802.11n (HT40))



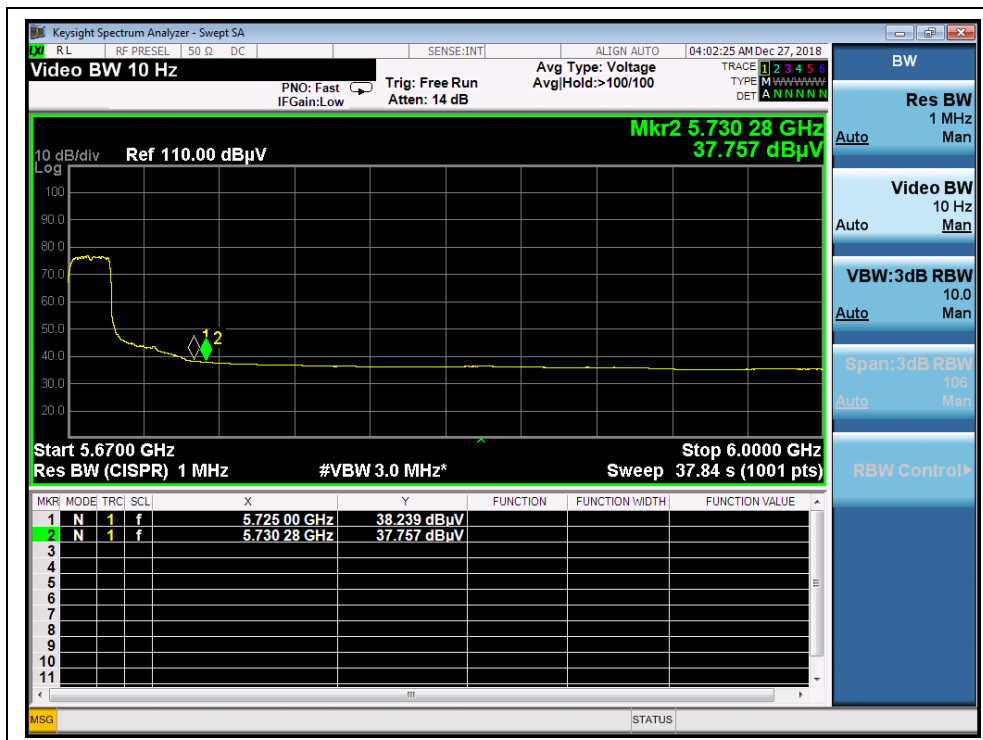
(Channel 102, PEAK, 802.11n (HT40))



(Channel 102, AVG, 802.11n (HT40))



(Channel 142, PEAK, 802.11n (HT40))



(Channel 142, AVG, 802.11n (HT40))





(Channel 151, PEAK, 802.11n (HT40))

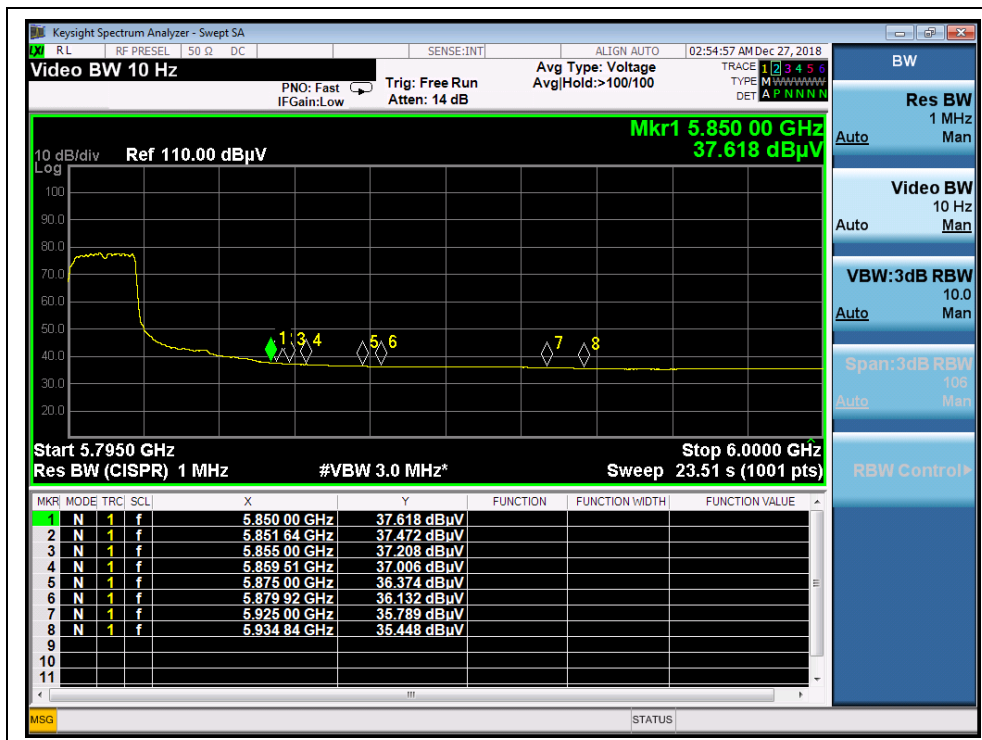


(Channel 151, AVG, 802.11n (HT40))





(Channel 159, PEAK, 802.11n (HT40))



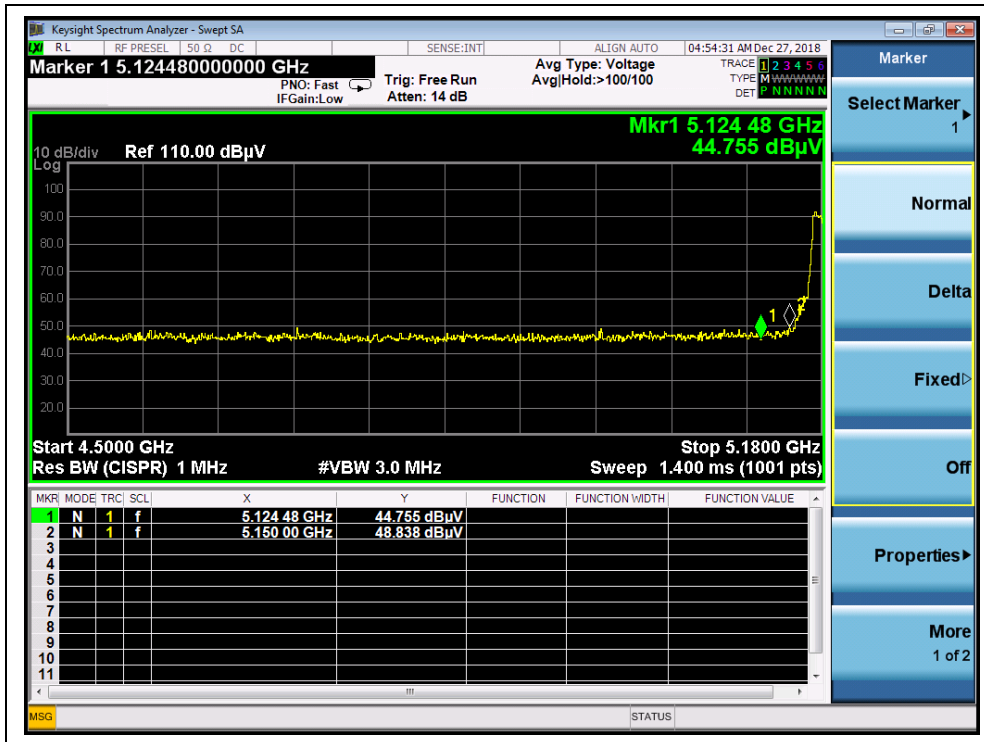
(Channel 159, AVG, 802.11n (HT40))

**802.11ac (VHT20) Test mode****A. Test Verdict:**

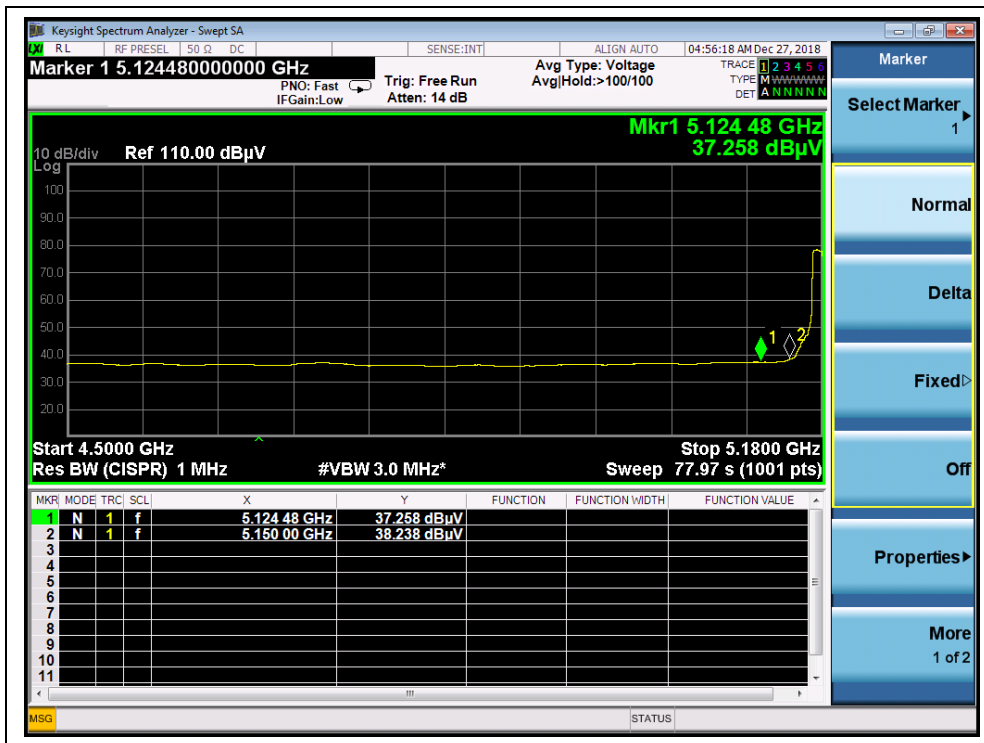
Channel	Frequency (MHz)	Detector	Receiver Reading $U_R$ (dBuV)	$A_T$ (dB)	$A_{Factor}$ (dB@3m)	Max. Emission E (dB $\mu$ V/m)	Limit (dB $\mu$ V/m)	Verdict
		PK/ AV						
36	5150.00	PK	48.84	-49.53	32.20	31.51	74	PASS
36	5150.00	AV	38.24	-49.53	32.20	20.91	54	PASS
64	5350.00	PK	45.34	-49.53	32.20	28.01	74	PASS
64	5350.00	AV	35.93	-49.53	32.20	18.60	54	PASS
100	5470.00	PK	45.76	-49.53	32.20	28.43	68.23	PASS
100	5470.00	AV	36.71	-49.53	32.20	19.38	54	PASS
144	5730.30	PK	50.80	-49.53	32.20	33.47	68.23	PASS
144	5725.00	AV	39.45	-49.53	32.20	22.12	54	PASS
149	5725.00	PK	55.50	-49.53	32.20	38.17	122.23	PASS
149	5725.00	AV	42.81	-49.53	32.20	25.48	54	PASS
165	5851.64	PK	50.78	-49.53	32.20	33.45	118.49	PASS
165	5850.00	AV	40.02	-49.53	32.20	22.69	54	PASS



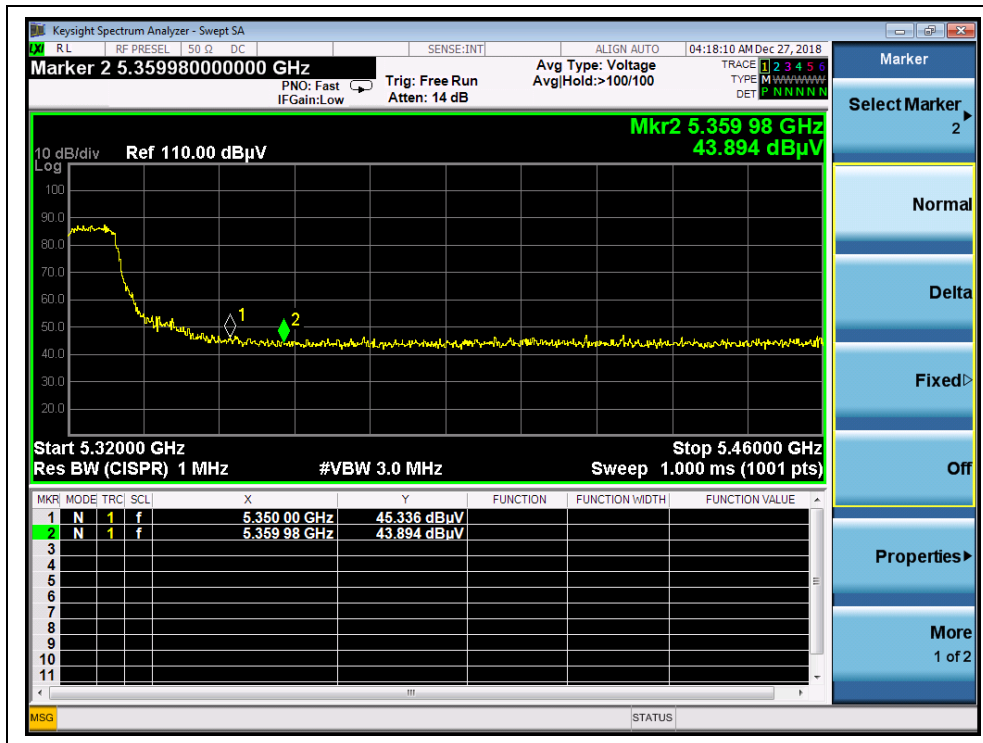
B. Test Plots:



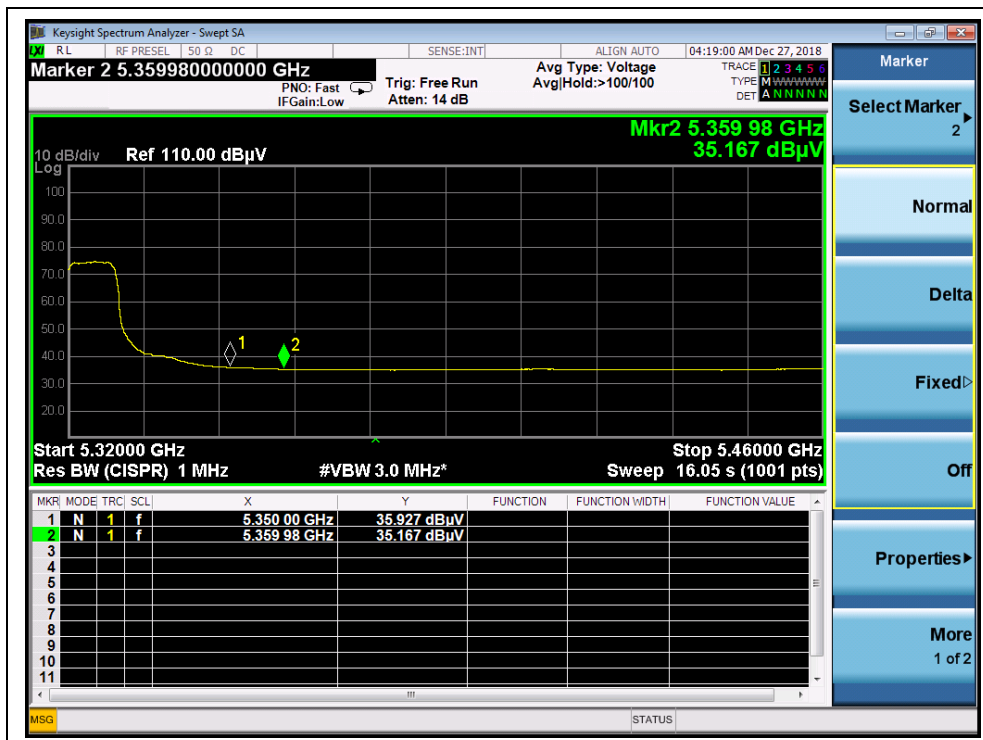
(Channel 36, PEAK, 802.11 ac (VHT20))



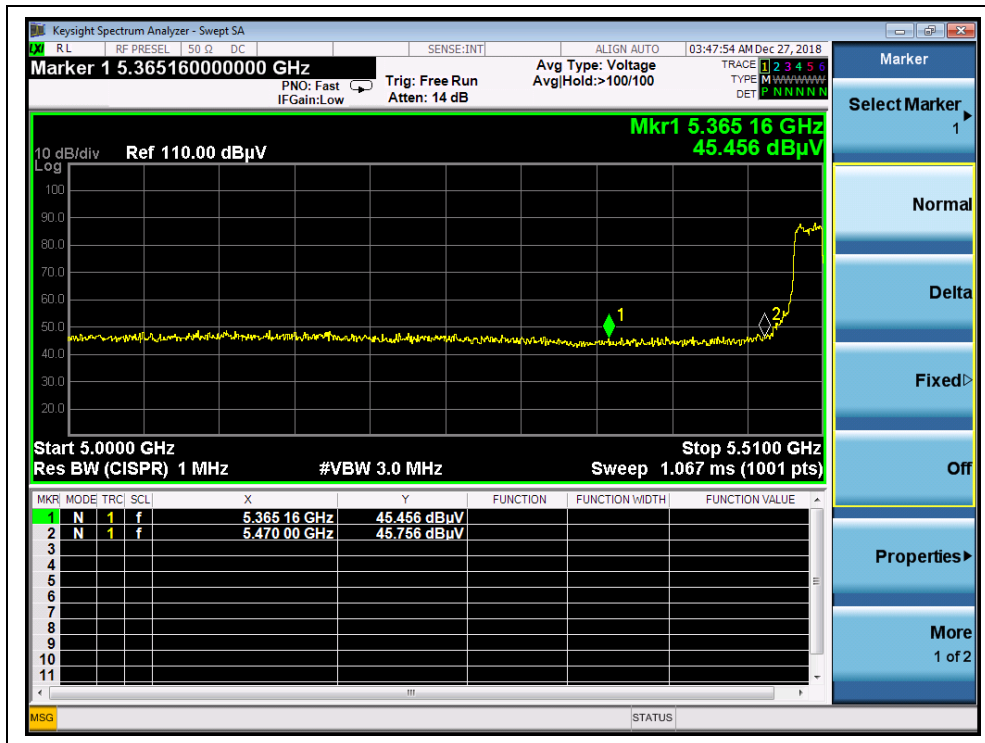
(Channel 36, AVG, 802.11 ac (VHT20))



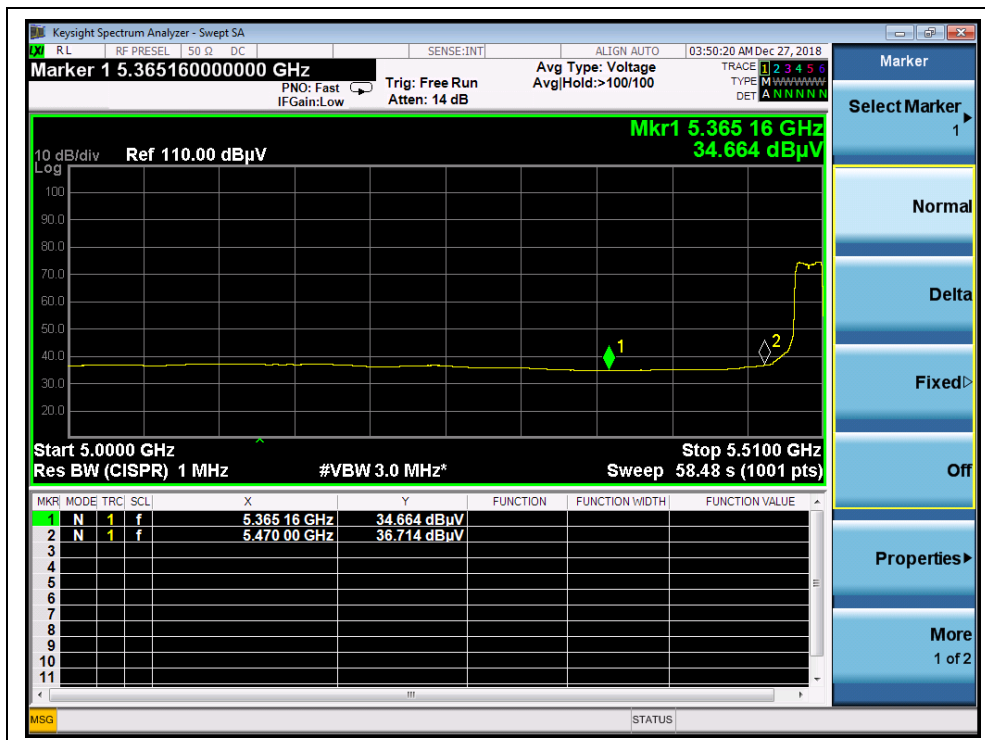
(Channel 64, PEAK, 802.11 ac (VHT20))



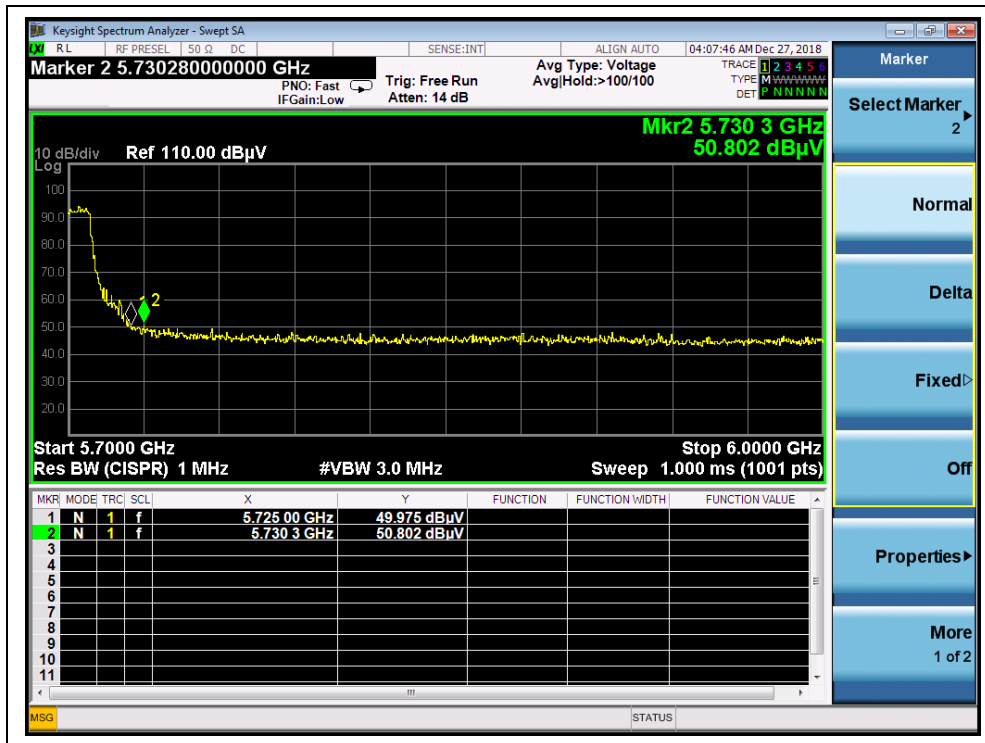
(Channel 64, AVG, 802.11 ac (VHT20))



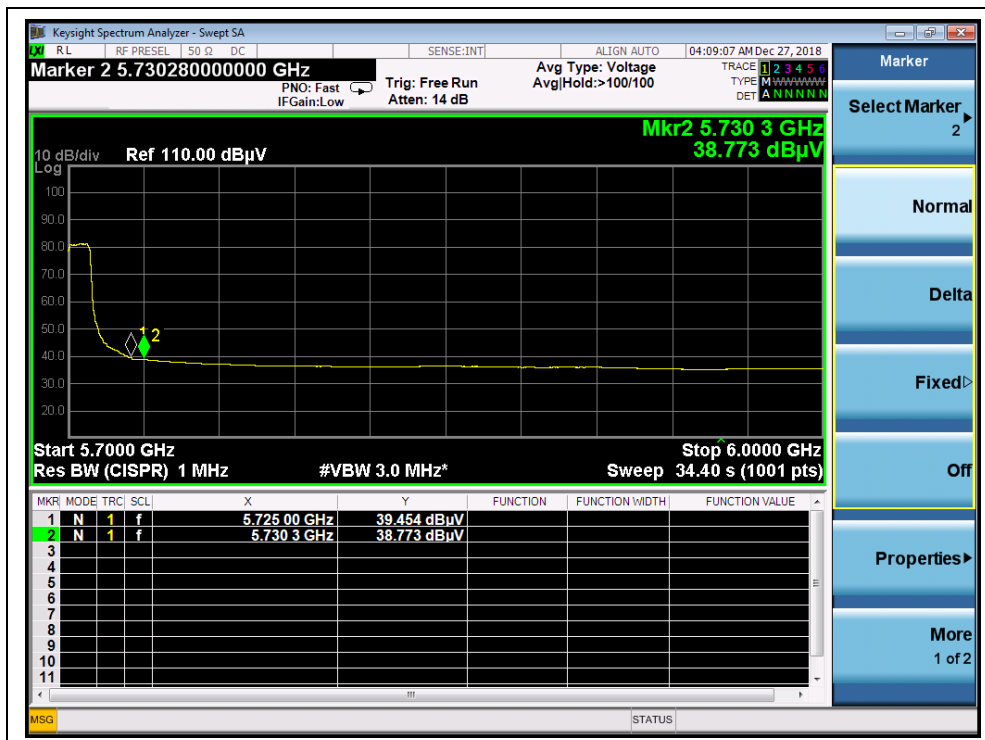
(Channel 100, PEAK, 802.11 ac (VHT20))



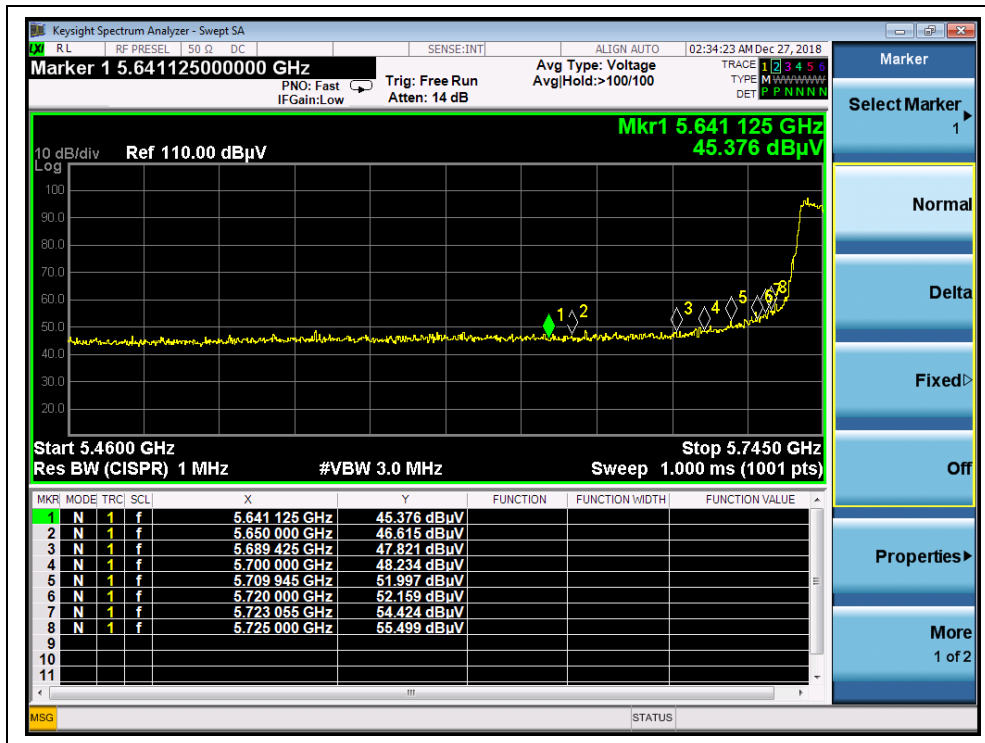
(Channel 100, AVG, 802.11 ac (VHT20))



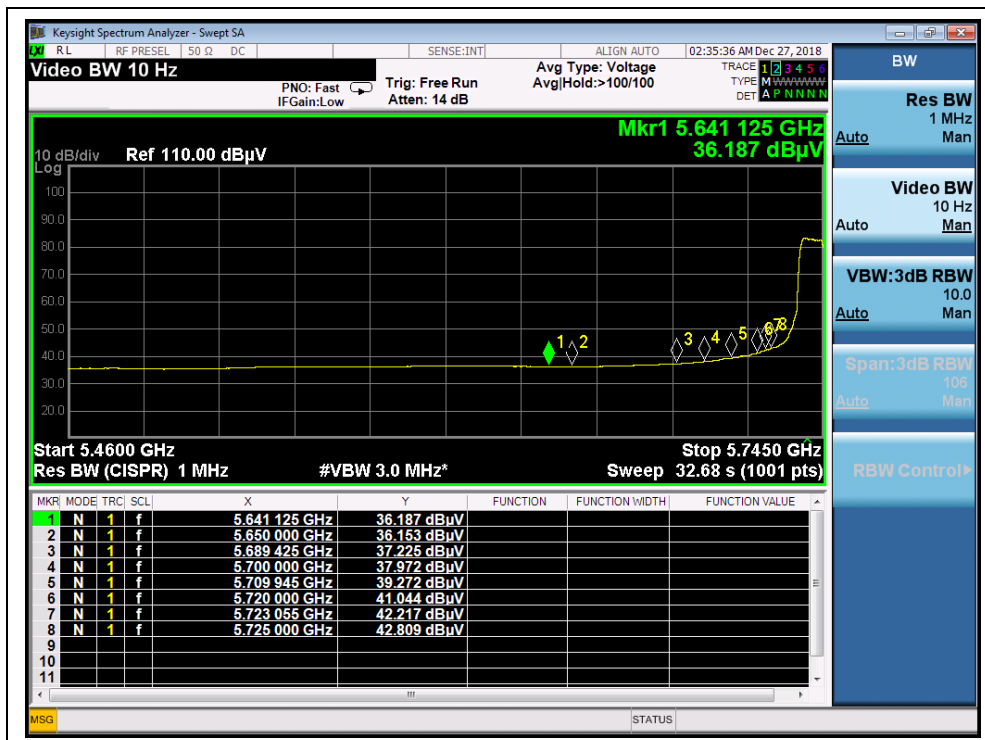
(Channel 144, PEAK, 802.11 ac (VHT20))



(Channel 144, AVG, 802.11 ac (VHT20))



(Channel 149, PEAK, 802.11 ac (VHT20))



(Channel 149, AVG, 802.11 ac (VHT20))





(Channel 165, PEAK, 802.11 ac (VHT20))



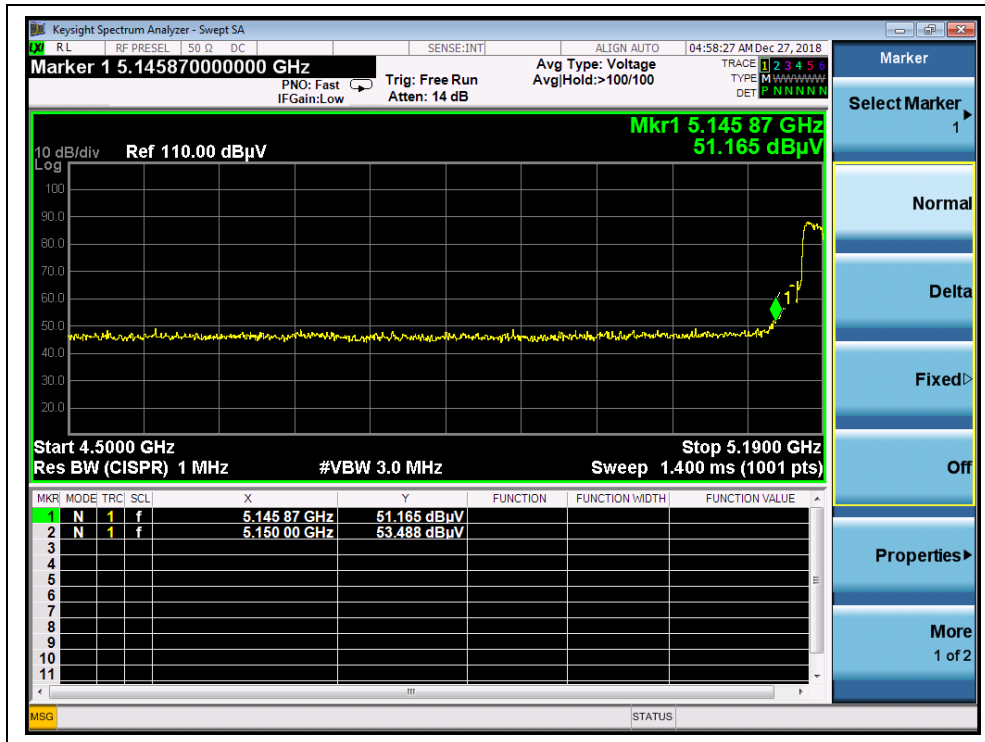
(Channel 165, AVG, 802.11 ac (VHT20))

**802.11ac (VHT40) Test mode****A. Test Verdict:**

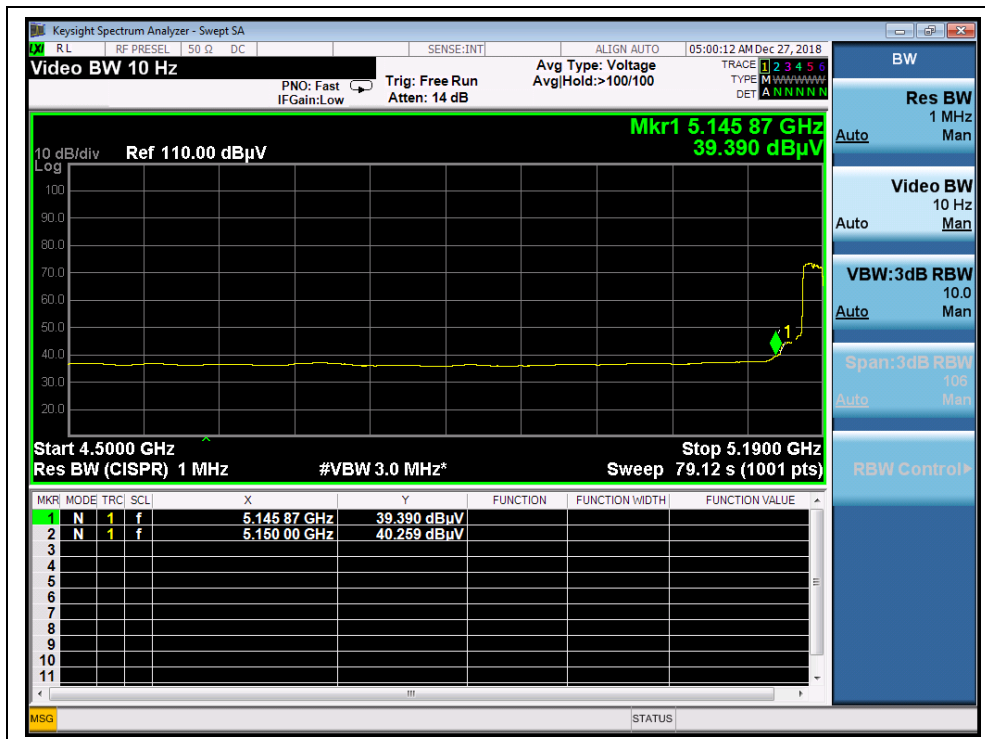
Channel	Frequency (MHz)	Detector	Receiver Reading $U_R$ (dBuV)	$A_T$ (dB)	$A_{Factor}$ (dB@3m)	Max. Emission E (dB $\mu$ V/m)	Limit (dB $\mu$ V/m)	Verdict
		PK/ AV						
38	5150.00	PK	53.49	-49.53	32.2	36.16	74	PASS
38	5150.00	AV	40.26	-49.53	32.2	22.93	54	PASS
62	5351.60	PK	51.22	-49.53	32.2	33.89	74	PASS
62	5350.00	AV	37.60	-49.53	32.2	20.27	54	PASS
102	5470.00	PK	54.25	-49.53	32.2	36.92	68.23	PASS
102	5470.00	AV	39.00	-49.53	32.2	21.67	54	PASS
142	5725.00	PK	50.63	-49.53	32.2	33.30	68.23	PASS
142	5725.00	AV	38.22	-49.53	32.2	20.89	54	PASS
151	5725.00	PK	56.64	-49.53	32.2	39.31	122.23	PASS
151	5725.00	AV	41.68	-49.53	32.2	24.35	54	PASS
159	5851.64	PK	49.64	-49.53	32.2	32.31	118.49	PASS
159	5850.00	AV	37.61	-49.53	32.2	20.28	54	PASS



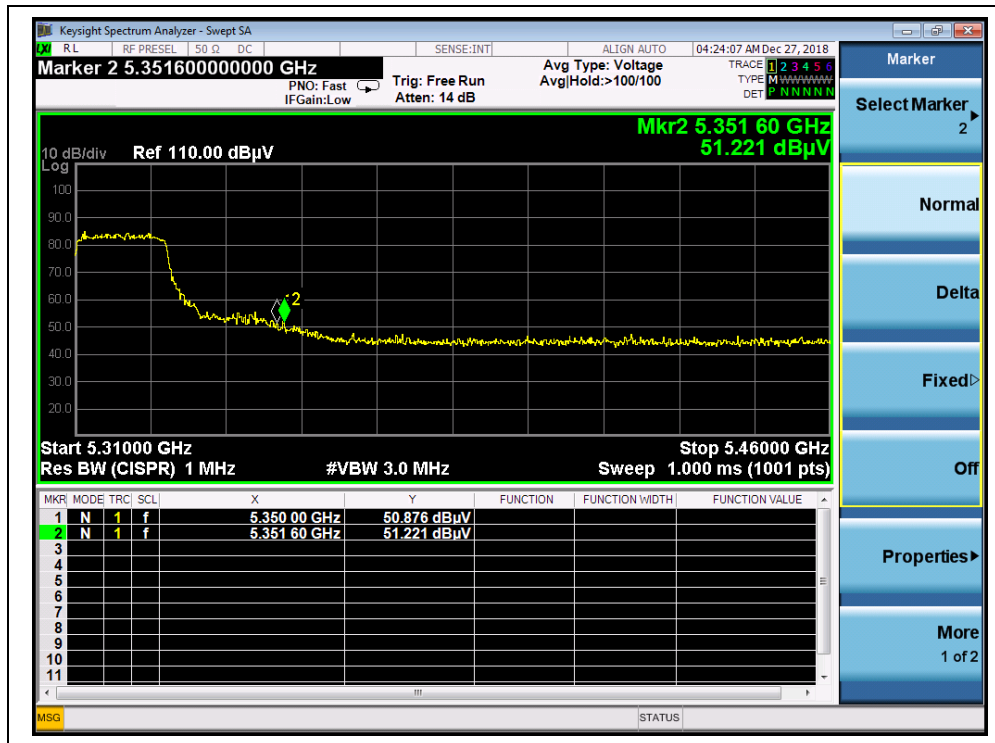
B. Test Plots:



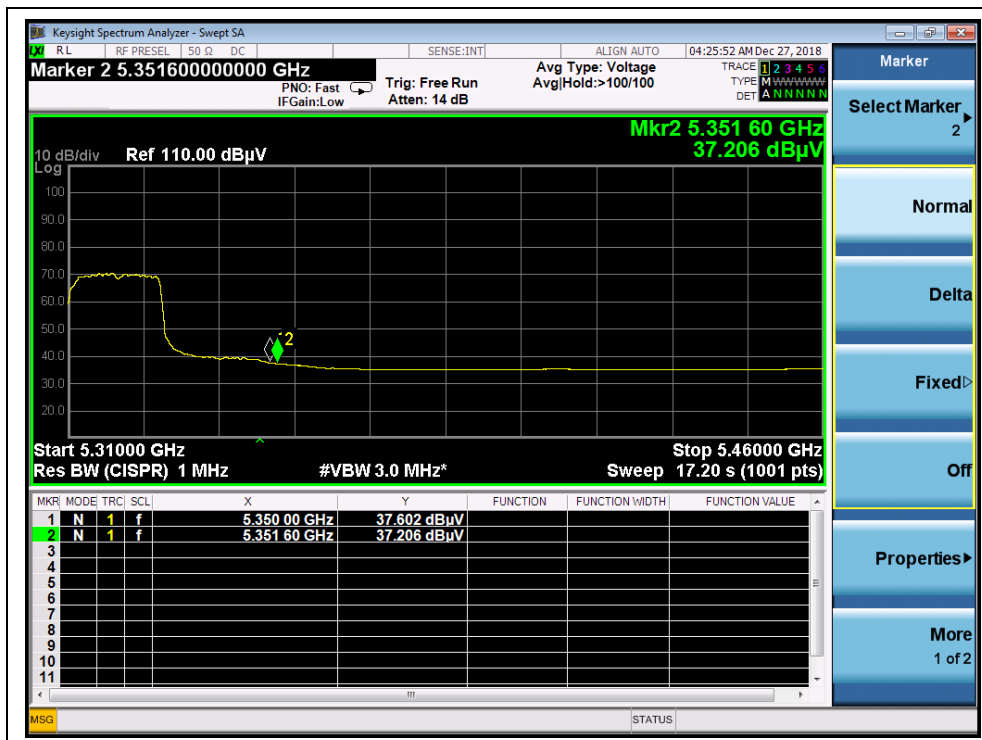
(Channel 38, PEAK, 802.11ac (VHT40))



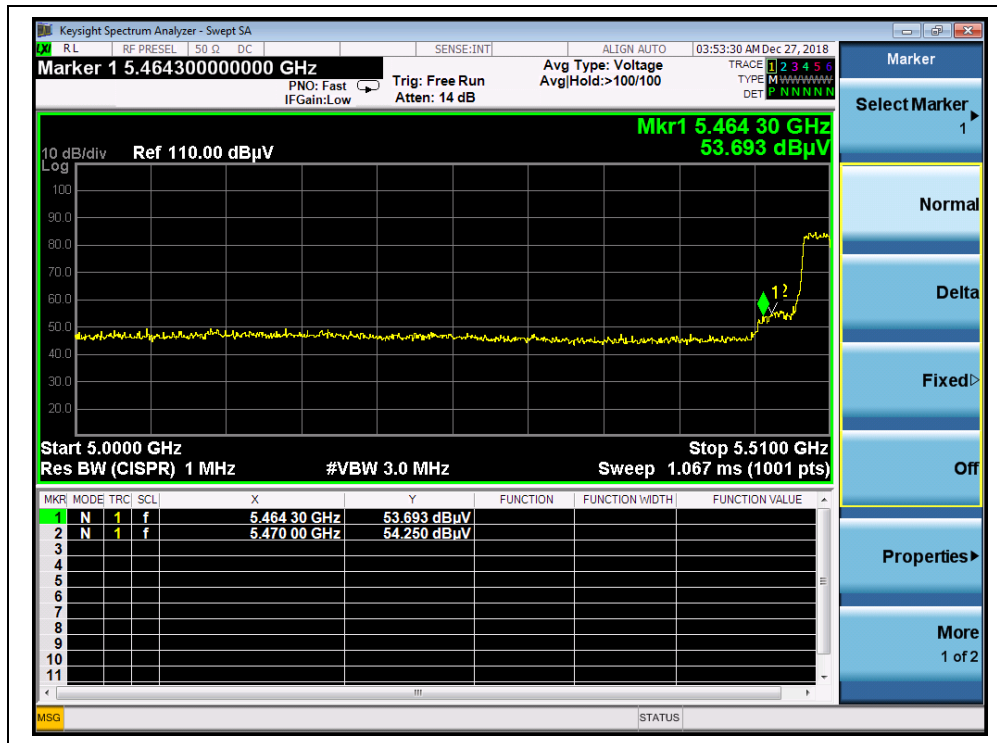
(Channel 38, AVG, 802.11ac (VHT40))



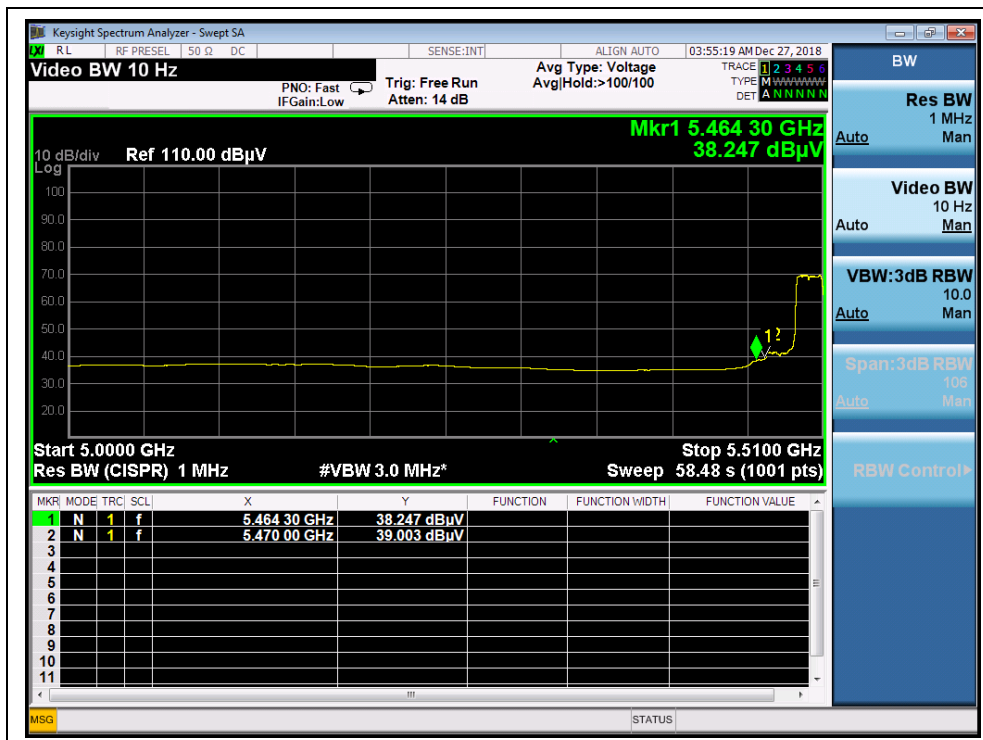
(Channel 62, PEAK, 802.11ac (VHT40))



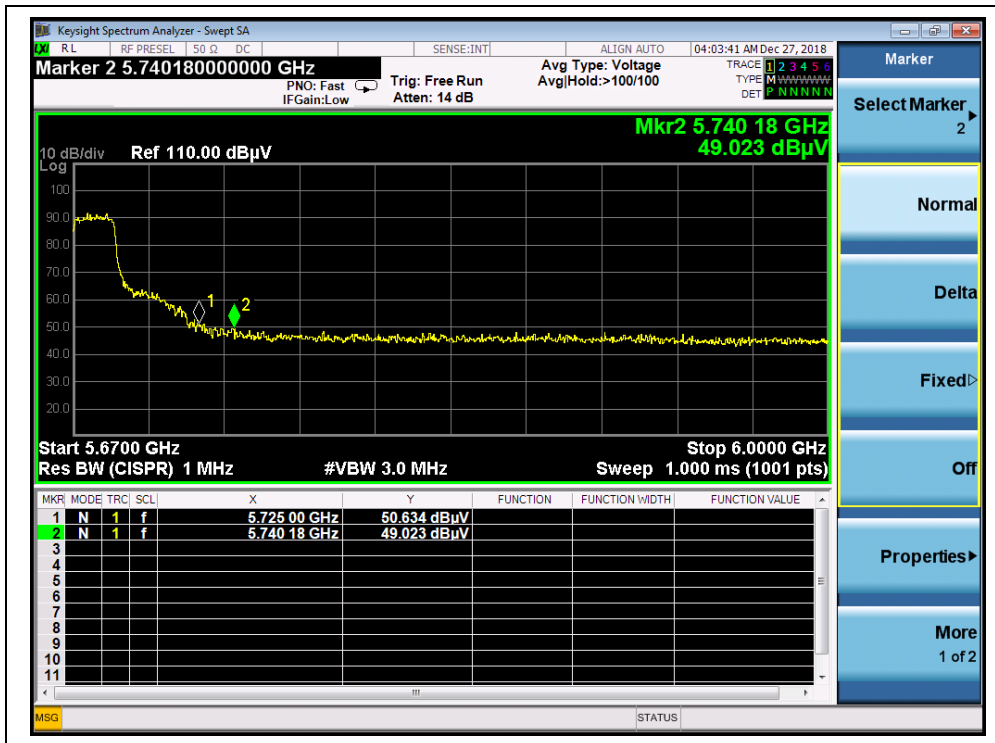
(Channel 62, AVG, 802.11ac (VHT40))



(Channel 102, PEAK, 802.11ac (VHT40))



(Channel 102, AVG, 802.11ac (VHT40))



(Channel 142, PEAK, 802.11ac (VHT40))



(Channel 142, AVG, 802.11ac (VHT40))



(Channel 151, PEAK, 802.11ac (VHT40))

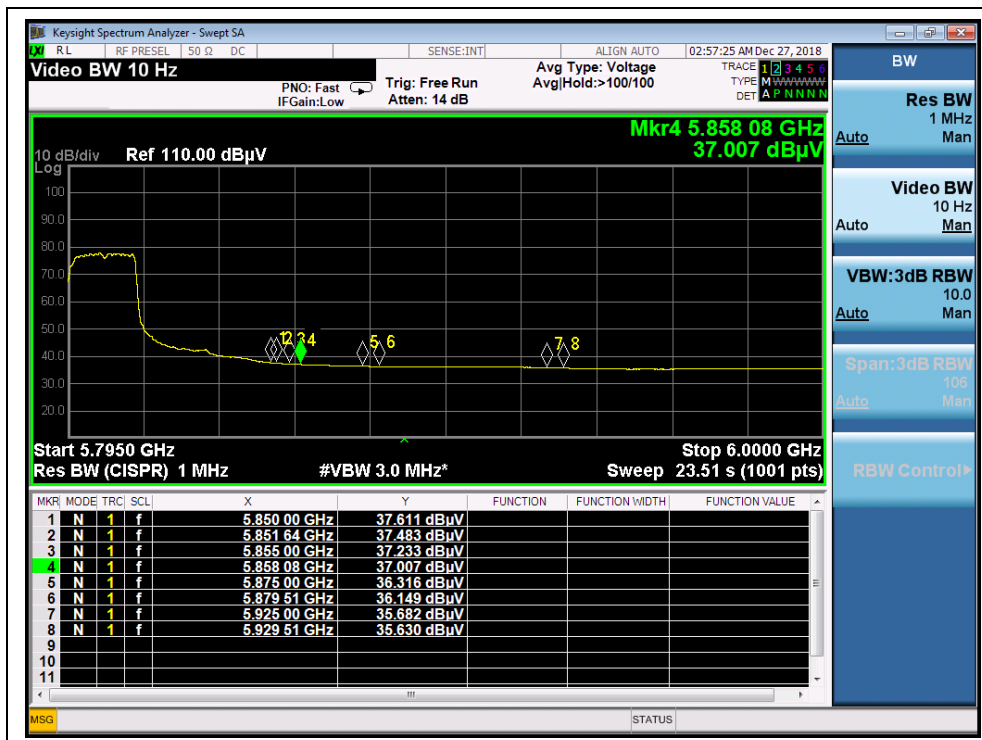


(Channel 151, AVG, 802.11ac (VHT40))





(Channel 159, PEAK, 802.11ac (VHT40))



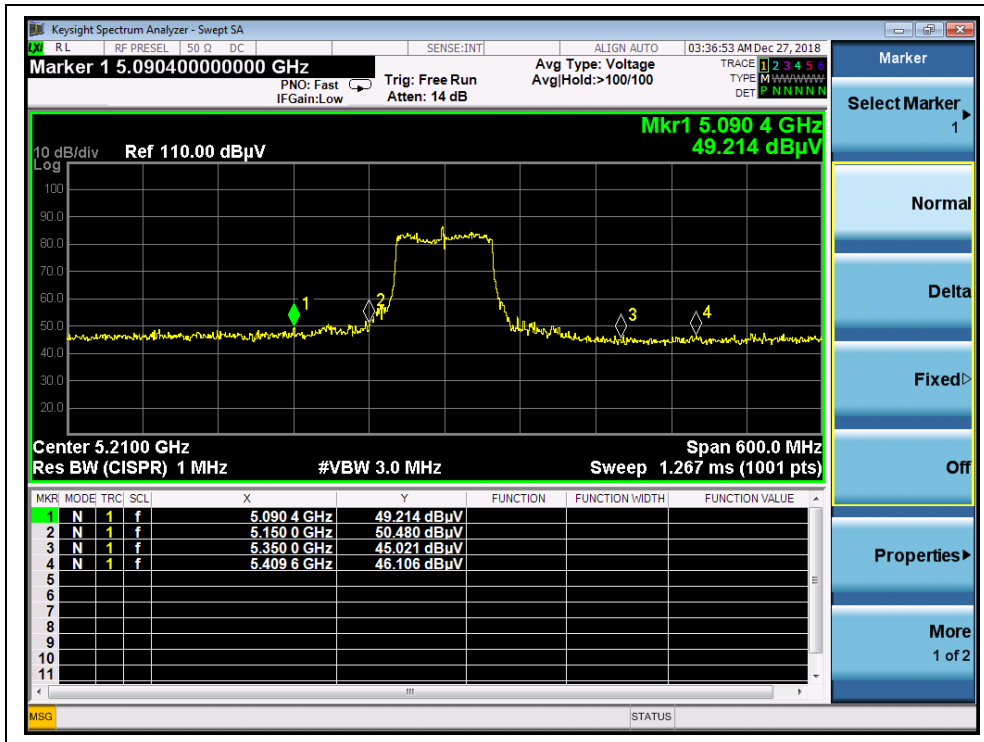
(Channel 159, AVG, 802.11ac (VHT40))

**802.11ac (VHT80) Test mode****A. Test Verdict:**

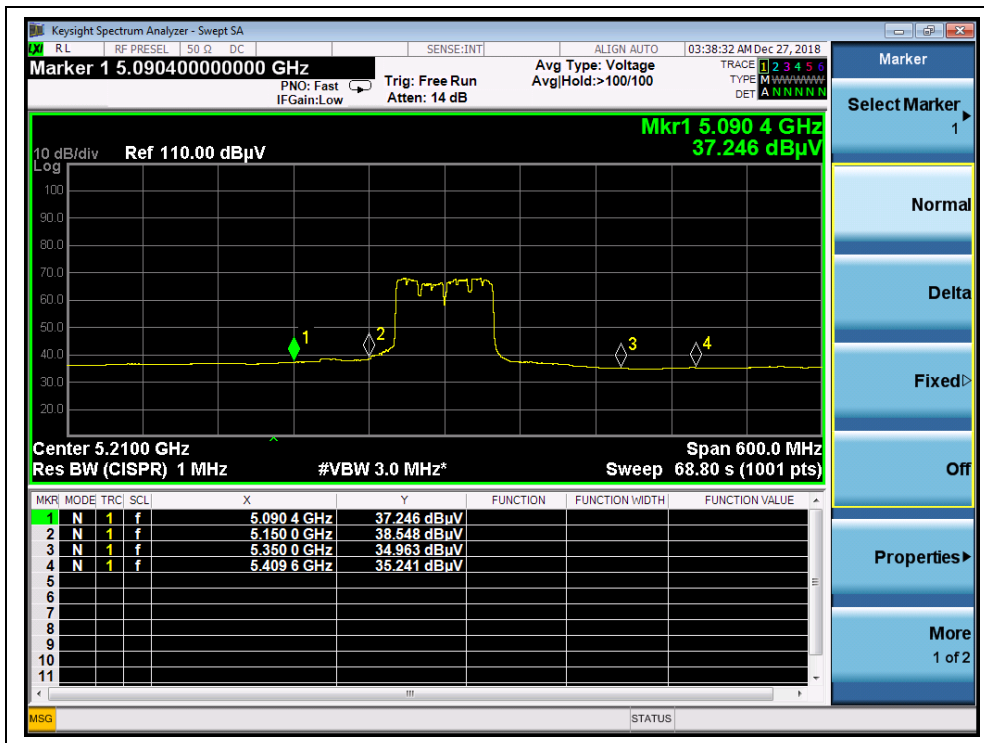
Channel	Frequency (MHz)	Detector	Receiver Reading $U_R$ (dBuV)	$A_T$ (dB)	$A_{Factor}$ (dB@3m)	Max. Emission E (dB $\mu$ V/m)	Limit (dB $\mu$ V/m)	Verdict
		PK/ AV						
42	5150.00	PK	50.48	-49.53	32.2	33.15	74	PASS
42	5150.00	AV	38.55	-49.53	32.2	21.22	54	PASS
58	5382.00	PK	49.64	-49.53	32.2	32.31	74	PASS
58	5350.00	AV	35.69	-49.53	32.2	18.36	54	PASS
106	5373.60	PK	47.71	-49.53	32.2	30.38	74	PASS
106	5470.00	AV	36.80	-49.53	32.2	19.47	54	PASS
138	5751.60	PK	48.61	-49.53	32.2	31.28	68.23	PASS
138	5725.00	AV	36.87	-49.53	32.2	19.54	54	PASS
155	5725.00	PK	56.24	-49.53	32.2	38.91	122.23	PASS
155	5725.00	AV	39.54	-49.53	32.2	22.21	54	PASS
155	5862.00	PK	57.46	-49.53	32.2	40.13	91.23	PASS
155	5850.00	AV	38.72	-49.53	32.2	21.39	54	PASS



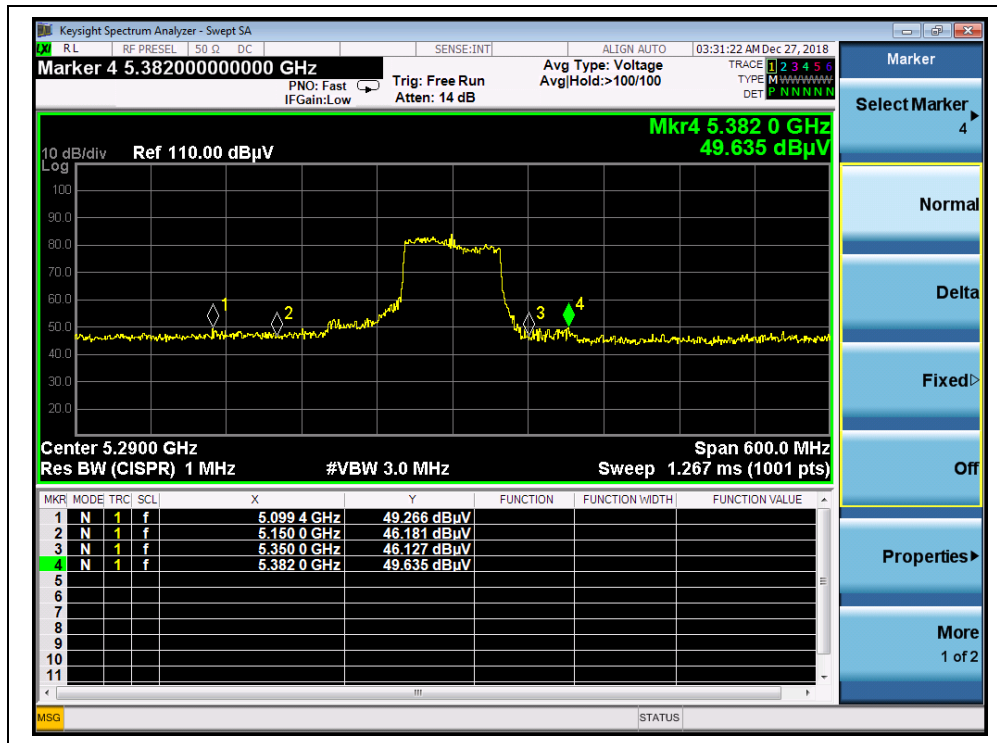
B. Test Plots:



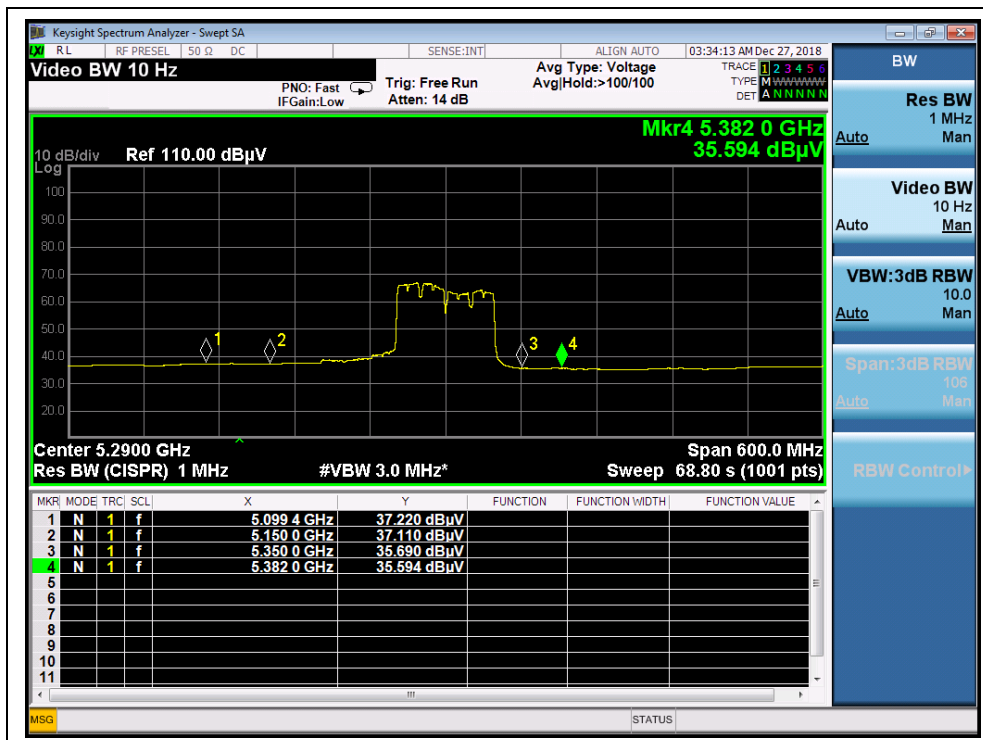
(Channel 42, PEAK, 802.11ac (VHT80))



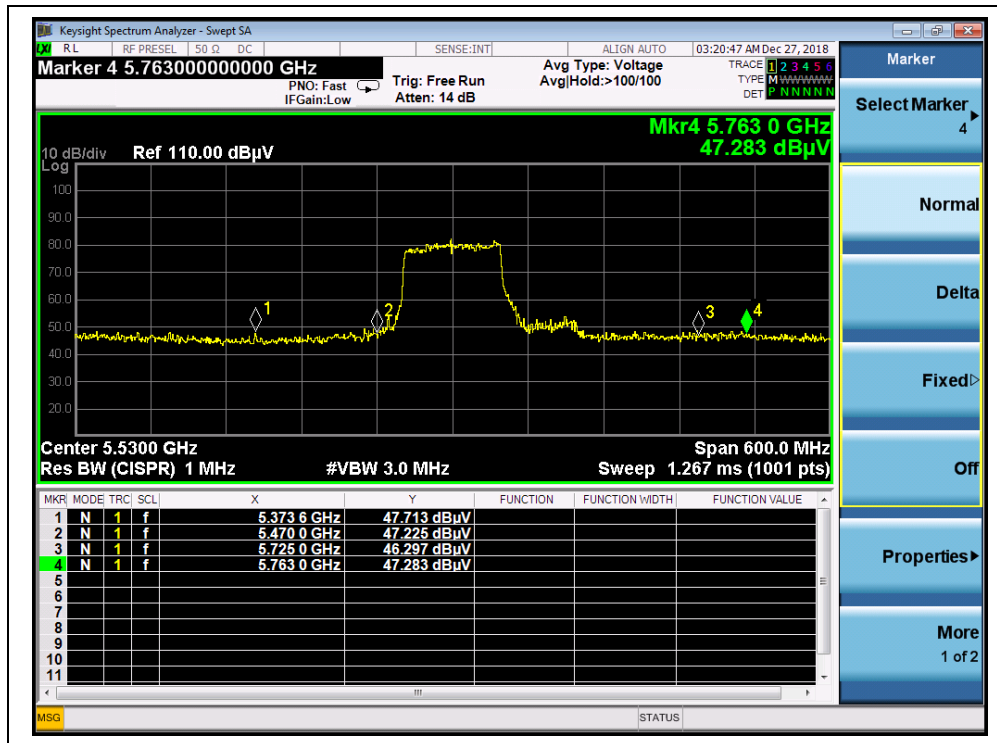
(Channel 42, AVG, 802.11ac (VHT80))



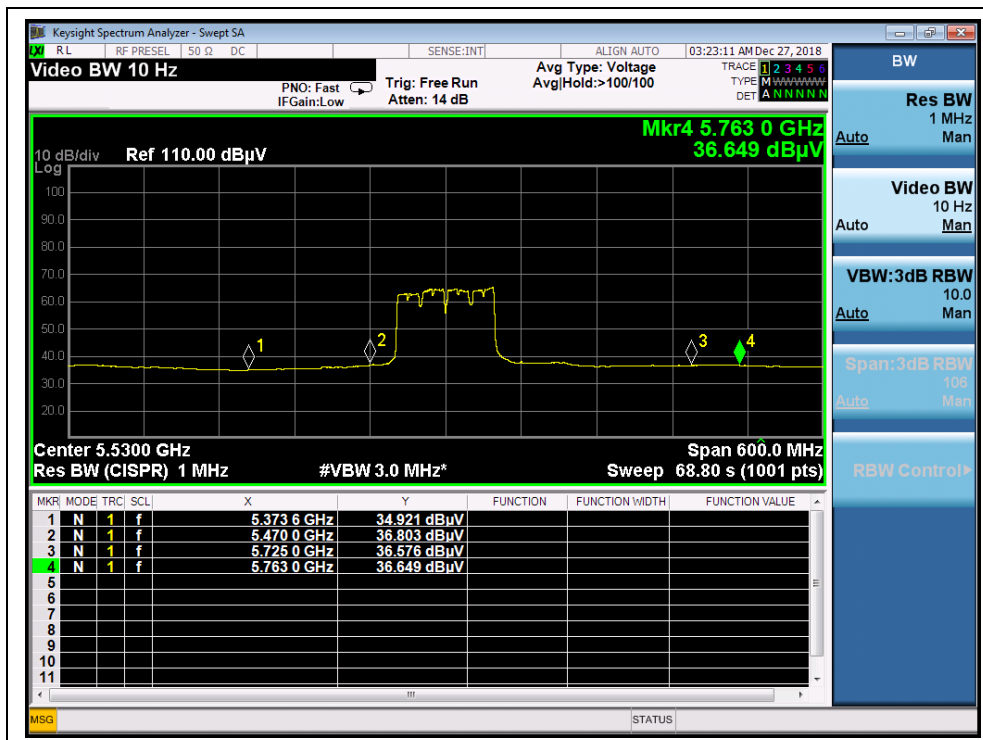
(Channel 58, PEAK, 802.11ac (VHT80))



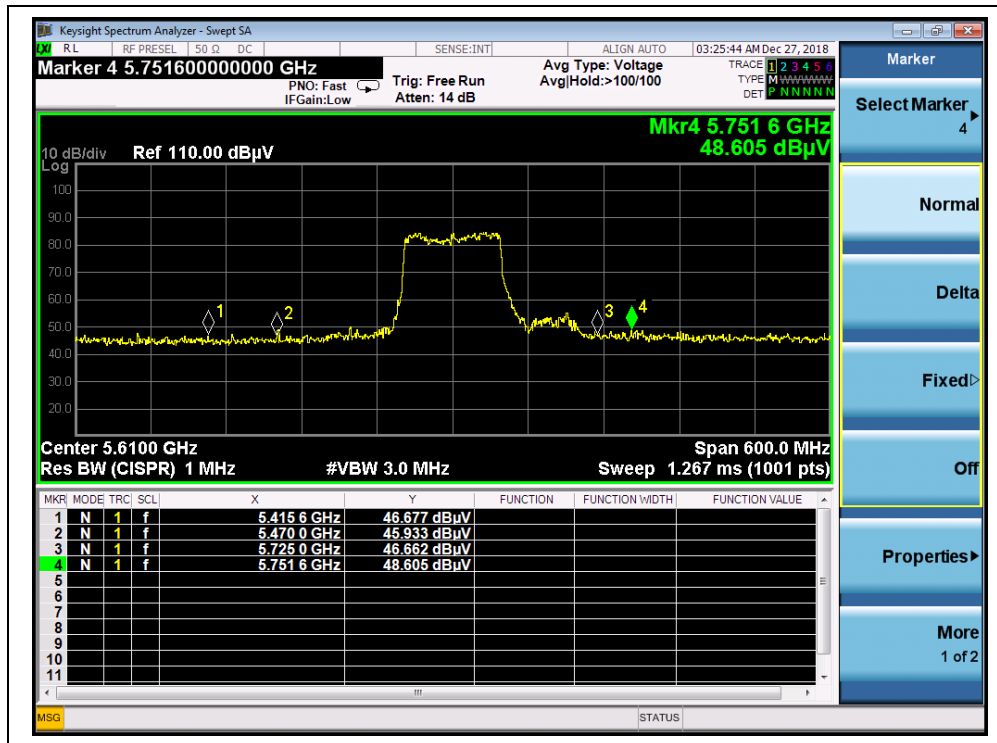
(Channel 58, AVG, 802.11ac (VHT80))



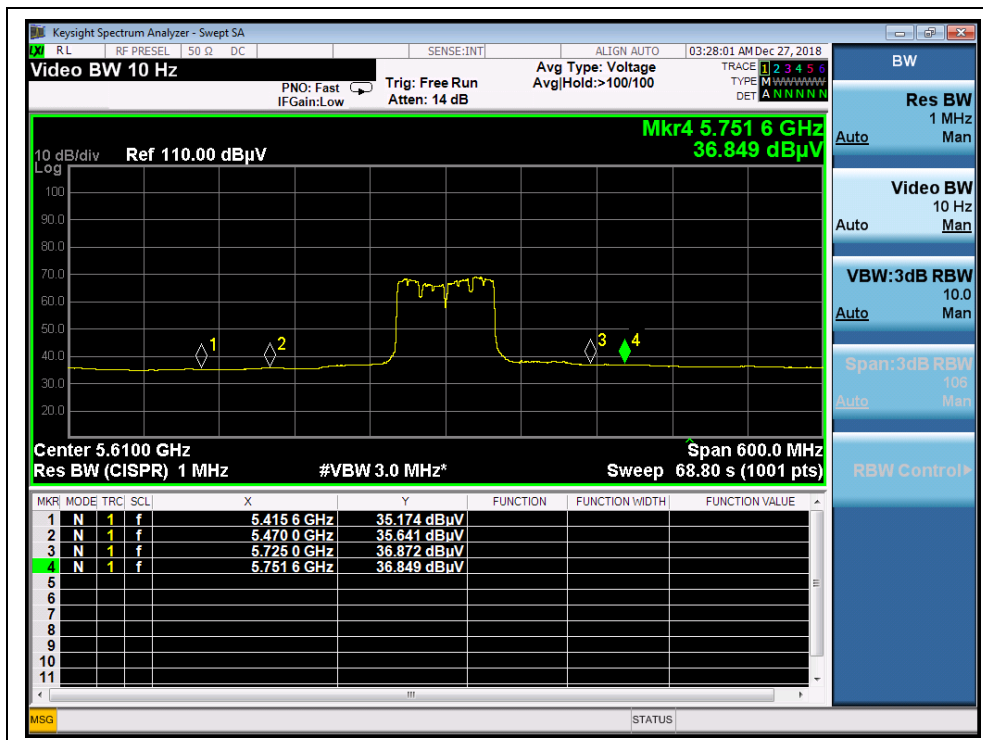
(Channel 106, PEAK, 802.11ac (VHT80))



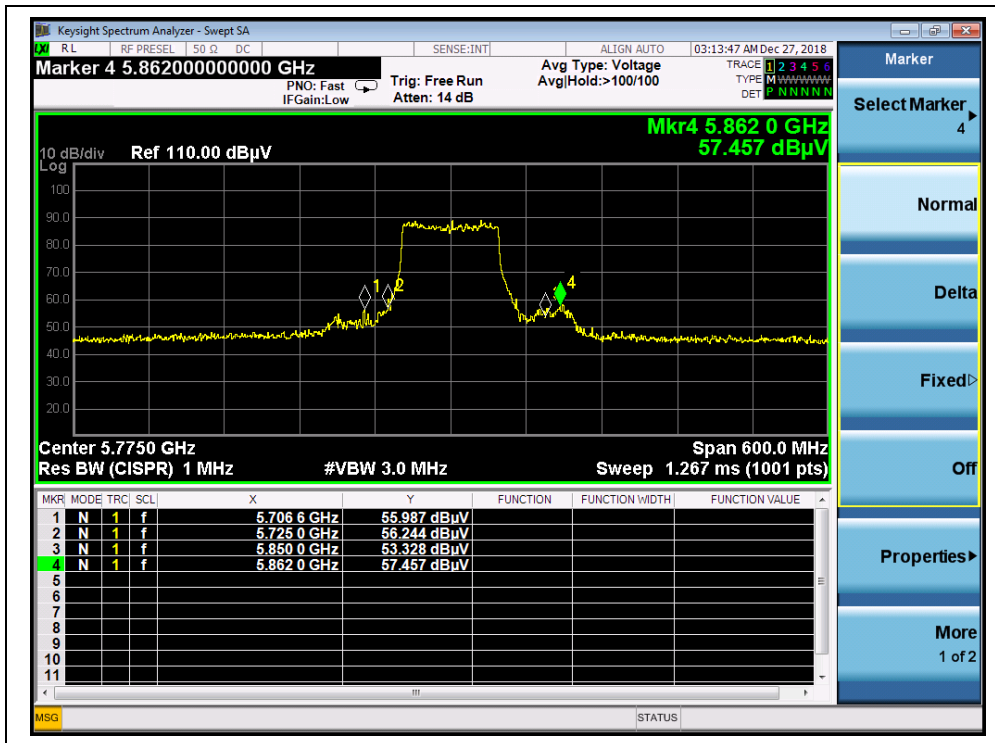
(Channel 106, AVG, 802.11ac (VHT80))



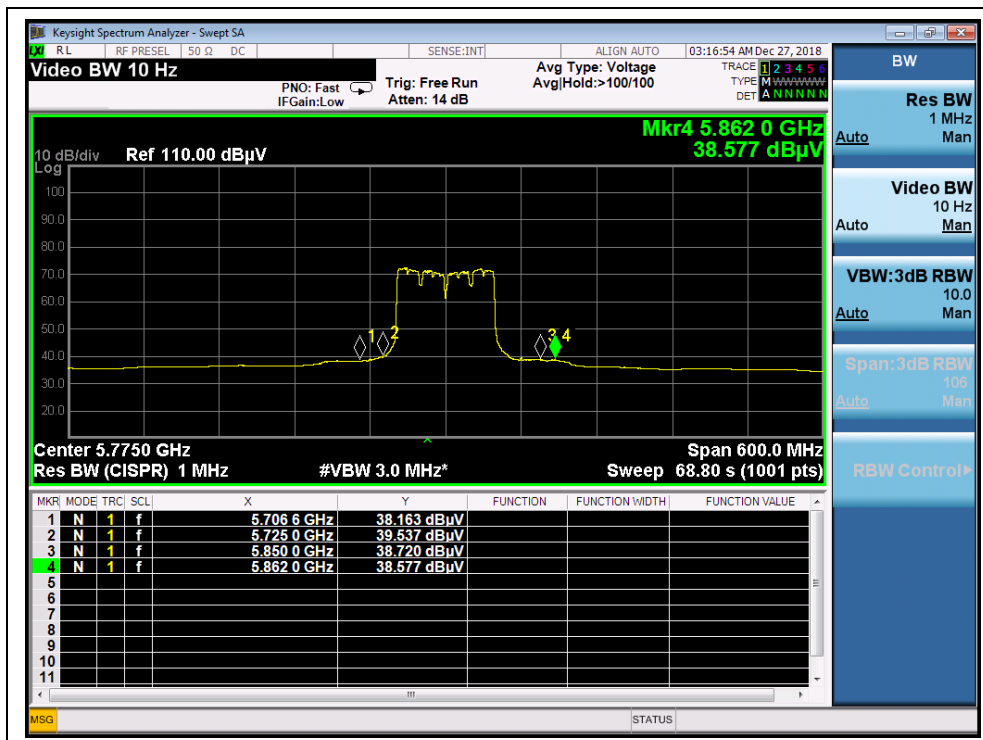
(Channel 138, PEAK, 802.11ac (VHT80))



(Channel 138, AVG, 802.11ac (VHT80))



(Channel 155, PEAK, 802.11ac (VHT80))



(Channel 155, AVG, 802.11ac (VHT80))



## 2.9. Radiated Emission

### 2.9.1. Requirement

The peak emissions outside of the frequency bands of operation shall be attenuated in accordance with the following limits:

- (1) For transmitters operating in the 5.15–5.25 GHz band: all emissions outside of the 5.15–5.35 GHz band shall not exceed an EIRP of -27dBm/MHz.
- (2) For transmitters operating in the 5.25–5.35 GHz band: all emissions outside of the 5.15–5.35 GHz band shall not exceed an EIRP of -27dBm/MHz.
- (3) For transmitters operating in the 5.47–5.725 GHz band: all emissions outside of the 5.47–5.725 GHz band shall not exceed an EIRP of -27dBm/MHz.
- (4) For transmitters operating in the 5.725-5.85 GHz band: All emissions within the frequency range from the band edge to 10 MHz above or below the band edge shall not exceed an e.i.r.p. of -17 dBm/MHz; for frequencies 10 MHz or greater above or below the band edge, emissions shall not exceed an e.i.r.p. of -27 dBm/MHz.

The following formula is used to convert the equipment isotropic radiated power(eirp) to field strength (dBμV/m);

$$E = 1000000 \times \sqrt{30P} / 3 \mu\text{V/m}$$

where P is the EIRP in Watts

Therefore: -27 dBm/MHz = 68.23 dBuV/m

Unwanted emissions below 1 GHz must comply with the general field strength limits set forth in § 15.209. According to FCC section 15.209 (a), except as provided elsewhere in this subpart, the emissions from an intentional radiator shall not exceed the field strength levels specified in the following table:

Frequency (MHz)	Field Strength (μV/m)	Measurement Distance (m)
0.009 - 0.490	2400/F(kHz)	300
0.490 - 1.705	24000/F(kHz)	30
1.705 - 30.0	30	30
30 - 88	100	3
88 - 216	150	3
216 - 960	200	3
Above 960	500	3

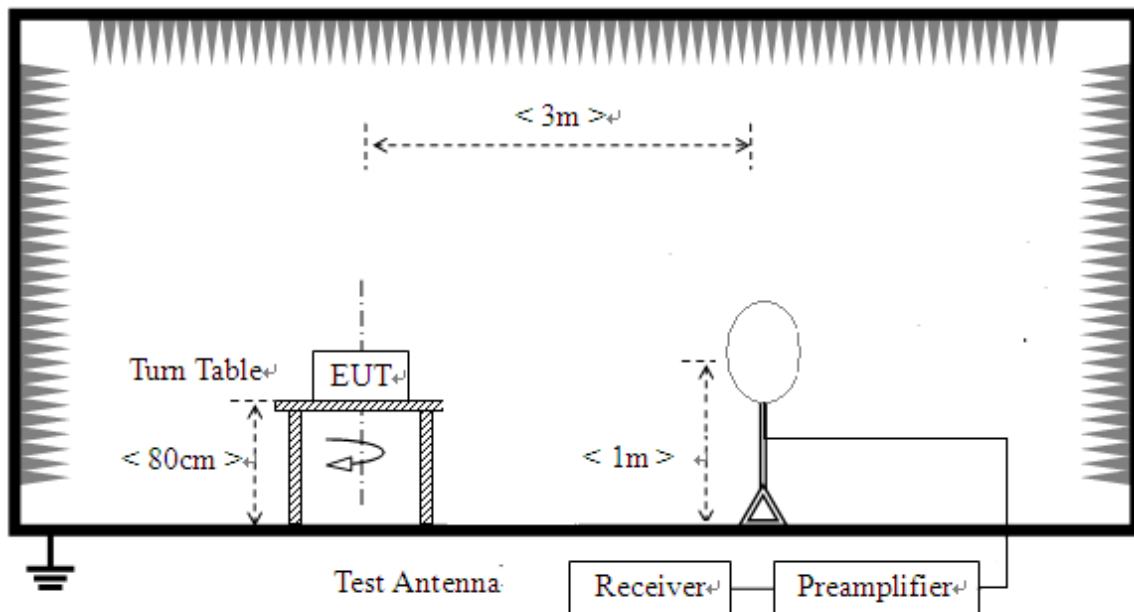
**Note:**

For Above 1000MHz, the emission limit in this paragraph is based on measurement instrumentation employing an average detector, measurement using instrumentation with a peak detector function, corresponding to 20dB above the maximum permitted average limit.

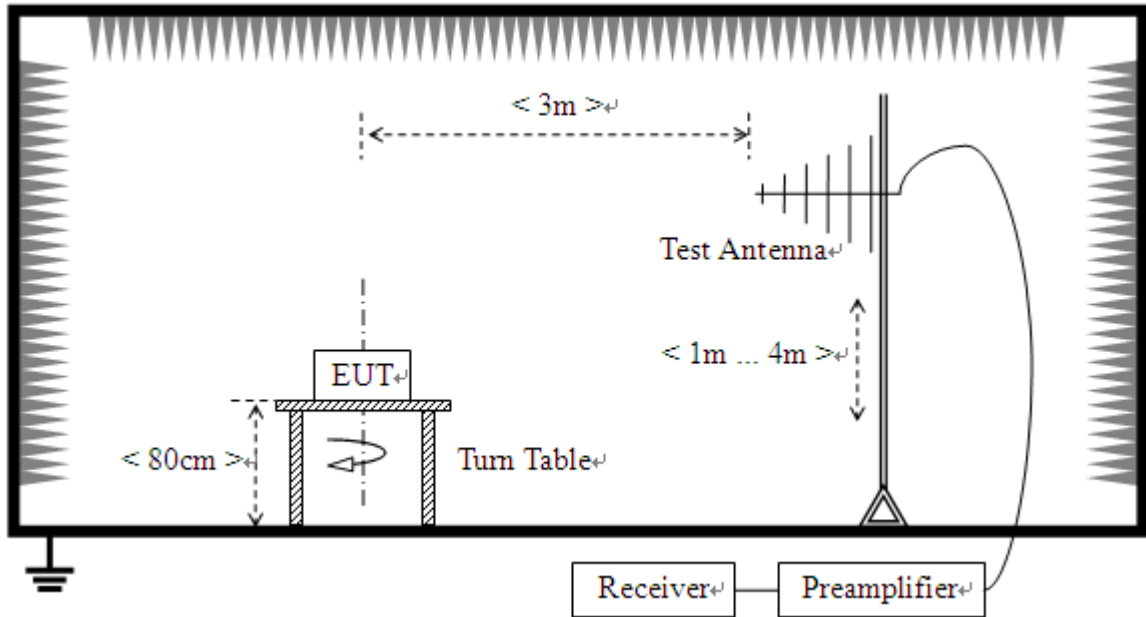
In addition, radiated emissions which fall in the restricted bands, as defined in Section 15.205(a), also should comply with the radiated emission limits specified in Section 15.209(a)(above table)

**2.9.2. Test Description****A. Test Setup:**

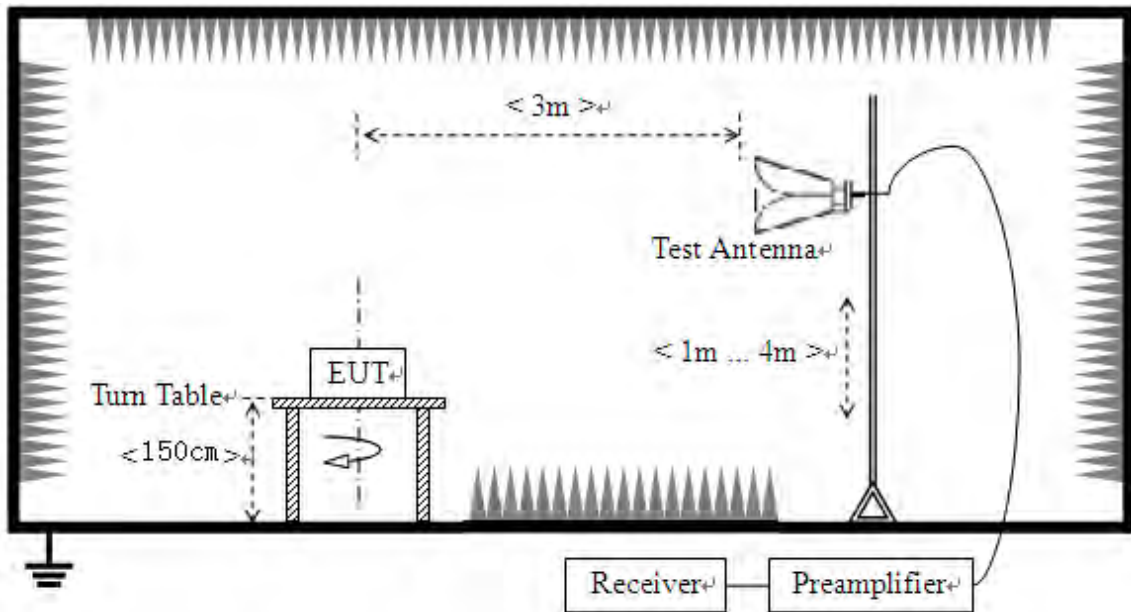
- 1) For radiated emissions from 9kHz to 30MHz



2) For radiated emissions from 30MHz to1GHz



3) For radiated emissions above 1GHz



The RF absorbing material used on the reference ground plane and on the turntable have a maximum height (thickness) of 30 cm (12 in) and have a minimum-rated attenuation of 20 dB at all frequencies from 1 GHz to 18 GHz.

The test site semi-anechoic chamber has met the requirement of NSA tolerance 4dB according to the standards: ANSI C63.10 (2013). For radiated emissions below or equal to 1GHz, The EUT was set-up on insulator 80cm above the Ground Plane, For radiated emissions above 1GHz, The EUT



was set-up on insulator 150cm above the Ground Plane. The set-up and test methods were according to ANSI C63.10

For the radiated emission test above 1GHz:

Place the measurement antenna away from each area of the EUT determined to be a source of emissions at the specified measurement distance, while keeping the measurement antenna aimed at the source of emissions at each frequency of significant emissions, with polarization oriented for maximum response. The measurement antenna may have to be higher or lower than the EUT, depending on the radiation pattern of the emission and staying aimed at the emission source for receiving the maximum signal. The final measurement antenna elevation shall be that which maximizes the emissions. The measurement antenna elevation for maximum emissions shall be restricted to a range of heights of from 1 m to 4 m above the ground or reference ground plane.

The EUT is located in a 3m Semi-Anechoic Chamber; the antenna factors, cable loss and so on of the site as factors are calculated to correct the reading

For the Test Antenna:

(a) In the frequency range of 9kHz to 30MHz, magnetic field is measured with Loop Test Antenna. The Test Antenna is positioned with its plane vertical at 1m distance from the EUT. The center of the Loop Test Antenna is 1m above the ground. During the measurement the Loop Test Antenna rotates about its vertical axis for maximum response at each azimuth about the EUT.

(b) In the frequency range above 30MHz, Bi-Log Test Antenna (30MHz to 1GHz) and Horn Test Antenna (above 1GHz) are used. Place the test antenna at 3m away from area of the EUT, while keeping the test antenna aimed at the source of emissions at each frequency of significant emissions, with polarization oriented for maximum response. The test antenna may have to be higher or lower than the EUT, depending on the radiation pattern of the emission and staying aimed at the emission source for receiving the maximum signal. The final test antenna elevation shall be that which maximizes the emissions. The test antenna elevation for maximum emissions shall be restricted to a range of heights of from 1 m to 4 m above the ground or reference ground plane. The emission levels at both horizontal and vertical polarizations should be tested.



### 2.9.3. Test Result

According to ANSI C63.4 selection 4.2.2, because of peak detection will yield amplitudes equal to or greater than amplitudes measured with the quasi-peak (or average) detector, the measurement data from a spectrum analyzer peak detector will represent the worst-case results, if the peak measured value complies with the quasi-peak limit, it is unnecessary to perform an quasi-peak measurement.

The measurement results are obtained as below:

$$E [\text{dB}\mu\text{V}/\text{m}] = U_R + A_T + A_{\text{Factor}} [\text{dB}]; A_T = L_{\text{Cable loss}} [\text{dB}] - G_{\text{preamp}} [\text{dB}]$$

$A_T$ : Total correction Factor except Antenna

$U_R$ : Receiver Reading

$G_{\text{preamp}}$ : Preamplifier Gain

$A_{\text{Factor}}$ : Antenna Factor at 3m

During the test, the total correction Factor  $A_T$  and  $A_{\text{Factor}}$  were built in test software.

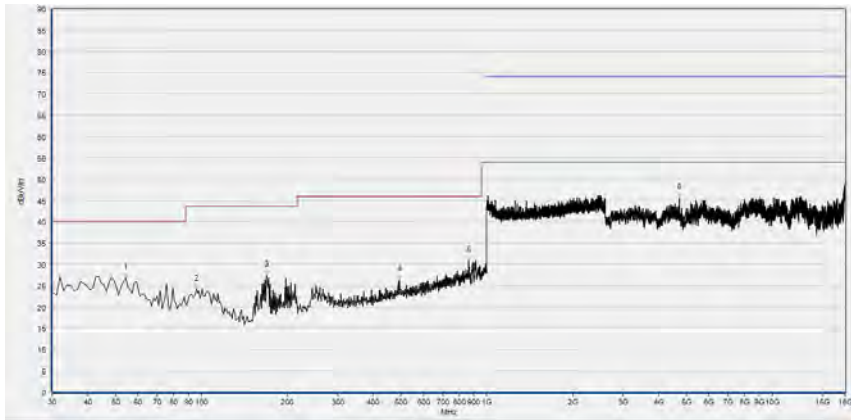
**Note1:** All radiated emission tests were performed in X, Y, Z axis direction. And only the worst axis test condition was recorded in this test report.

**Note2:** For the frequency, which started from 9 kHz to 30MHz, was pre-scanned and the result which was 20dB lower than the limit was not recorded.

**Note3:** For the frequency, which started from 25GHz to 40GHz, was pre-scanned and the result which was 20dB lower than the limit was not recorded.

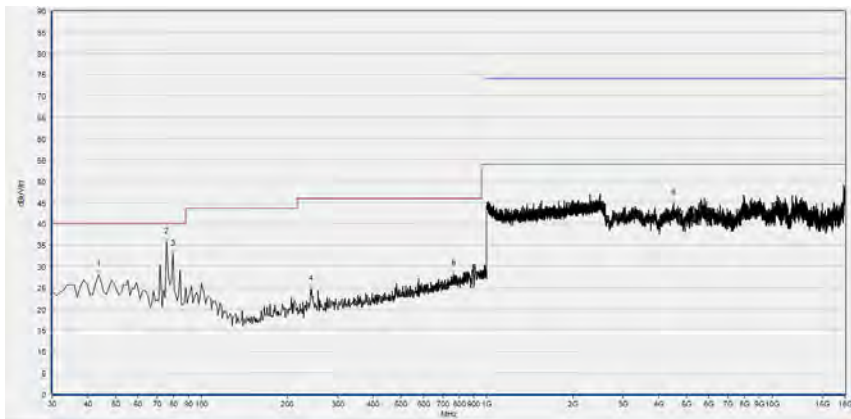
**802.11a Test mode**

Plots for Channel = 36



Fre. (MHz)	Pk (dBµV/m)	QP (dBµV/m)	AV (dBµV/m)	Limit-PK (dBµV/m)	Limit-QP (dBµV/m)	Limit-AV (dBµV/m)	Antenna	Verdict
54.274	26.77	N/A	N/A	N/A	40.00	N/A	Horizontal	PASS
96.026	24.22	N/A	N/A	N/A	43.50	N/A	Horizontal	PASS
168.849	27.43	N/A	N/A	N/A	43.50	N/A	Horizontal	PASS
495.095	26.35	N/A	N/A	N/A	46.00	N/A	Horizontal	PASS
865.035	30.92	N/A	N/A	N/A	46.00	N/A	Horizontal	PASS
4725.625	45.55	N/A	N/A	74.00	N/A	54.00	Horizontal	PASS

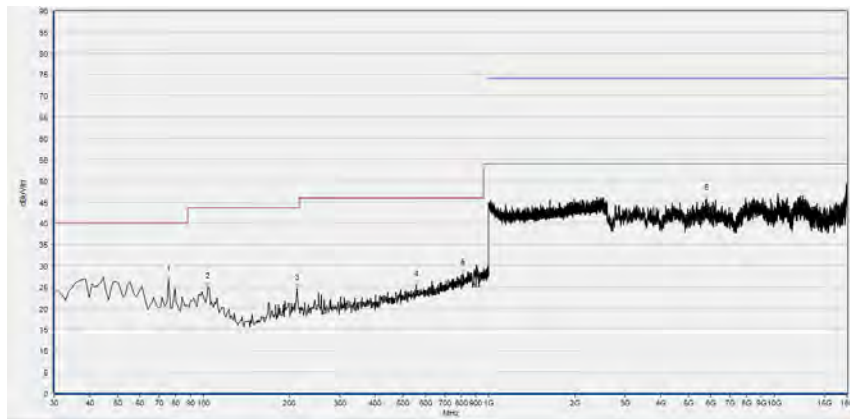
(Antenna Horizontal, 30MHz to 25GHz)



Fre. (MHz)	Pk (dBµV/m)	QP (dBµV/m)	AV (dBµV/m)	Limit-PK (dBµV/m)	Limit-QP (dBµV/m)	Limit-AV (dBµV/m)	Antenna	Verdict
43.594	28.00	N/A	N/A	N/A	40.00	N/A	Vertical	PASS
75.636	35.63	N/A	N/A	N/A	40.00	N/A	Vertical	PASS
79.520	32.80	N/A	N/A	N/A	40.00	N/A	Vertical	PASS
241.672	24.59	N/A	N/A	N/A	46.00	N/A	Vertical	PASS
766.967	28.16	N/A	N/A	N/A	46.00	N/A	Vertical	PASS
4503.821	44.72	N/A	N/A	74.00	N/A	54.00	Vertical	PASS

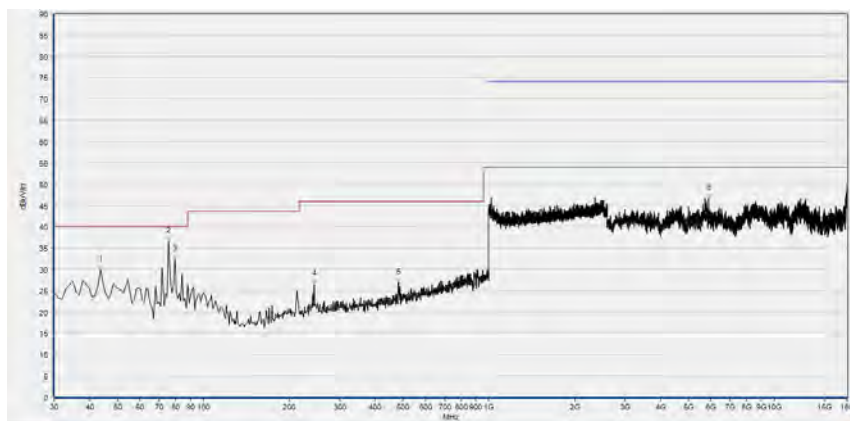
(Antenna Vertical, 30MHz to 25GHz)

Plots for Channel = 44



Fre. (MHz)	Pk (dBμV/m)	QP (dBμV/m)	AV (dBμV/m)	Limit-PK (dBμV/m)	Limit-QP (dBμV/m)	Limit-AV (dBμV/m)	Antenna	Verdict
75.636	26.68	N/A	N/A	N/A	40.00	N/A	Horizontal	PASS
103.794	24.93	N/A	N/A	N/A	43.50	N/A	Horizontal	PASS
212.543	24.70	N/A	N/A	N/A	43.50	N/A	Horizontal	PASS
557.237	25.51	N/A	N/A	N/A	46.00	N/A	Horizontal	PASS
810.661	28.08	N/A	N/A	N/A	46.00	N/A	Horizontal	PASS
5791.518	45.73	N/A	N/A	68.23	N/A	54.00	Horizontal	PASS

(Antenna Horizontal, 30MHz to 25GHz)

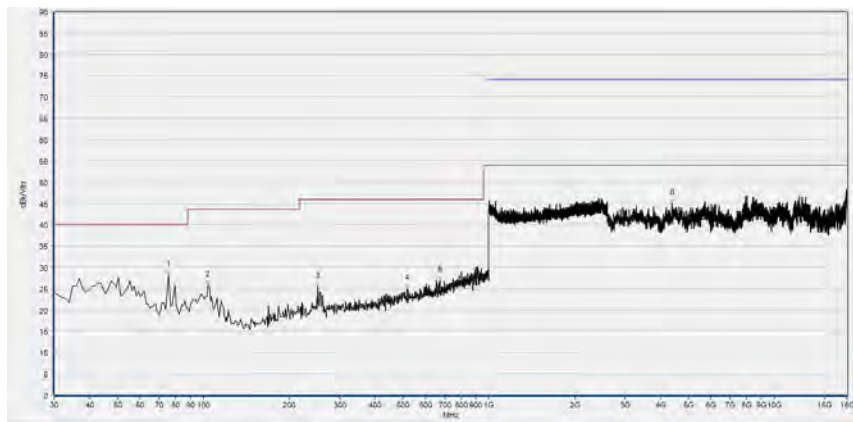


Fre. (MHz)	Pk (dBμV/m)	QP (dBμV/m)	AV (dBμV/m)	Limit-PK (dBμV/m)	Limit-QP (dBμV/m)	Limit-AV (dBμV/m)	Antenna	Verdict
43.594	29.90	N/A	N/A	N/A	40.00	N/A	Vertical	PASS
75.636	36.58	N/A	N/A	N/A	40.00	N/A	Vertical	PASS
79.520	32.38	N/A	N/A	N/A	40.00	N/A	Vertical	PASS
244.585	26.51	N/A	N/A	N/A	46.00	N/A	Vertical	PASS
481.502	26.80	N/A	N/A	N/A	46.00	N/A	Vertical	PASS
5874.695	46.55	N/A	N/A	68.23	N/A	54.00	Vertical	PASS

(Antenna Vertical, 30MHz to 25GHz)

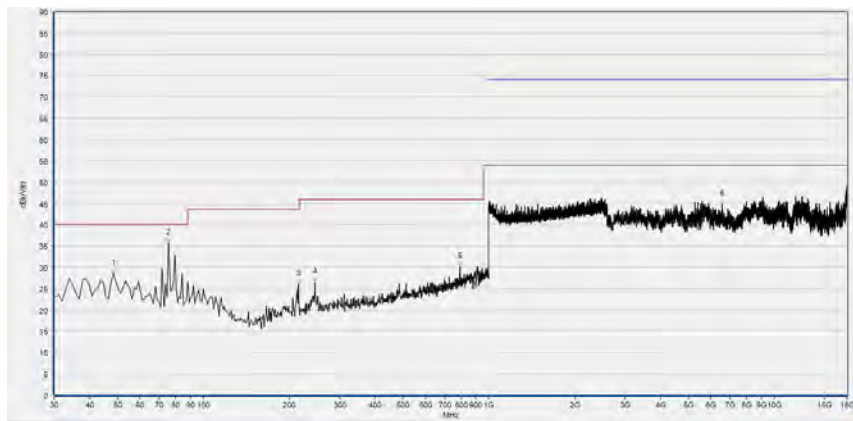


Plot for Channel = 48



Fre. (MHz)	Pk (dBμV/m)	QP (dBμV/m)	AV (dBμV/m)	Limit-PK (dBμV/m)	Limit-QP (dBμV/m)	Limit-AV (dBμV/m)	Antenna	Verdict
75.636	28.22	N/A	N/A	N/A	40.00	N/A	Horizontal	PASS
103.794	25.86	N/A	N/A	N/A	43.50	N/A	Horizontal	PASS
251.381	25.43	N/A	N/A	N/A	46.00	N/A	Horizontal	PASS
518.398	25.04	N/A	N/A	N/A	46.00	N/A	Horizontal	PASS
672.783	26.95	N/A	N/A	N/A	46.00	N/A	Horizontal	PASS
4374.435	45.01	N/A	N/A	74.00	N/A	54.00	Horizontal	PASS

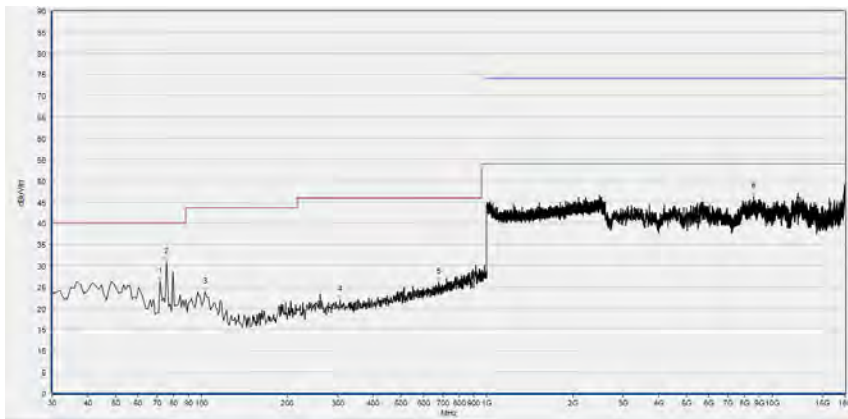
(Antenna Horizontal, 30MHz to 25GHz)



Fre. (MHz)	Pk (dBμV/m)	QP (dBμV/m)	AV (dBμV/m)	Limit-PK (dBμV/m)	Limit-QP (dBμV/m)	Limit-AV (dBμV/m)	Antenna	Verdict
48.448	28.44	N/A	N/A	N/A	40.00	N/A	Vertical	PASS
75.636	35.75	N/A	N/A	N/A	40.00	N/A	Vertical	PASS
215.455	26.20	N/A	N/A	N/A	43.50	N/A	Vertical	PASS
245.556	26.52	N/A	N/A	N/A	46.00	N/A	Vertical	PASS
794.154	30.22	N/A	N/A	N/A	46.00	N/A	Vertical	PASS
6555.511	44.69	N/A	N/A	68.23	N/A	54.00	Vertical	PASS

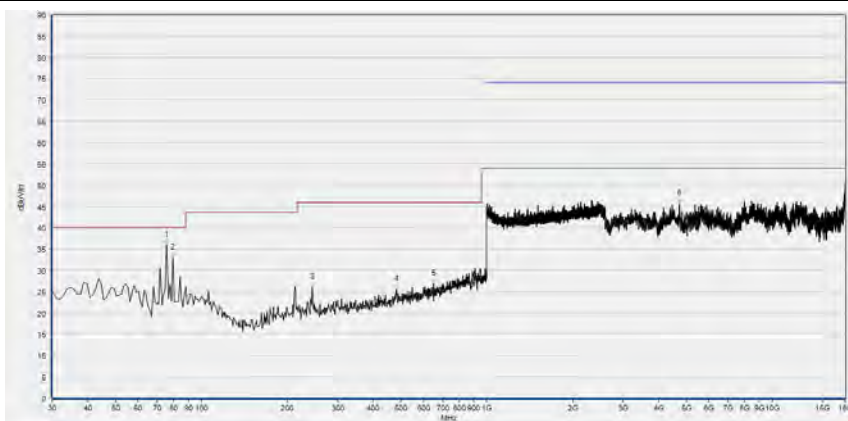
(Antenna Vertical, 30MHz to 25GHz)

Plots for Channel = 52



Fre. (MHz)	Pk (dBµV/m)	QP (dBµV/m)	AV (dBµV/m)	Limit-PK (dBµV/m)	Limit-QP (dBµV/m)	Limit-AV (dBµV/m)	Antenna	Verdict
71.752	26.32	N/A	N/A	N/A	40.00	N/A	Horizontal	PASS
75.636	30.87	N/A	N/A	N/A	40.00	N/A	Horizontal	PASS
102.823	23.72	N/A	N/A	N/A	43.50	N/A	Horizontal	PASS
306.727	22.00	N/A	N/A	N/A	46.00	N/A	Horizontal	PASS
679.580	26.12	N/A	N/A	N/A	46.00	N/A	Horizontal	PASS
8601.040	46.28	N/A	N/A	68.23	N/A	54.00	Horizontal	PASS

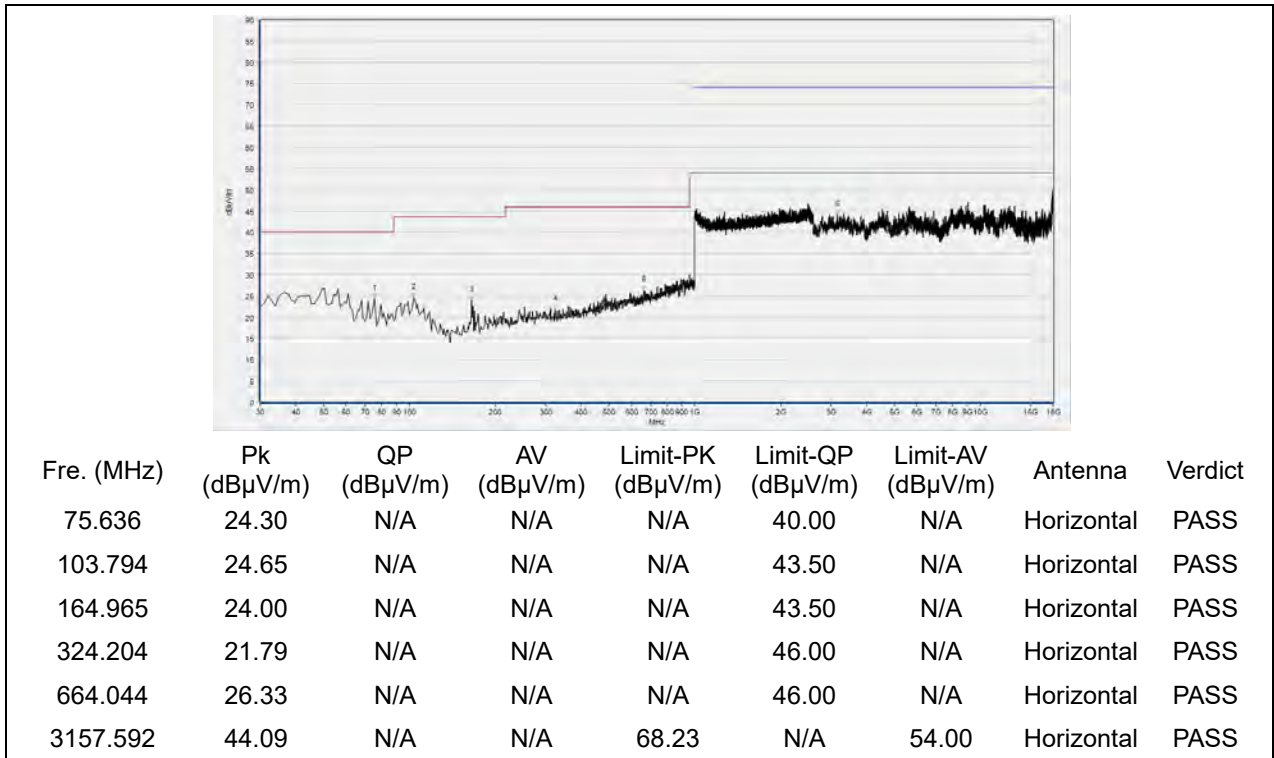
(Antenna Horizontal, 30MHz to 25GHz)



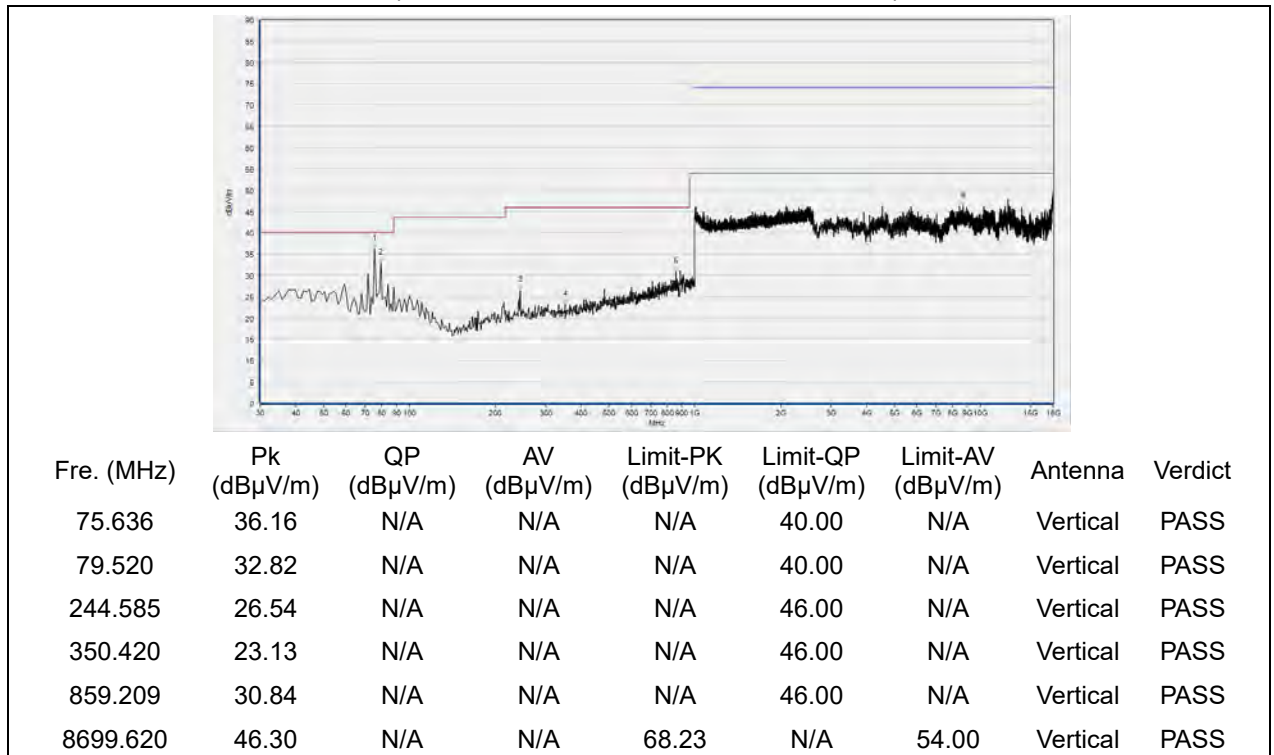
Fre. (MHz)	Pk (dBµV/m)	QP (dBµV/m)	AV (dBµV/m)	Limit-PK (dBµV/m)	Limit-QP (dBµV/m)	Limit-AV (dBµV/m)	Antenna	Verdict
75.636	35.90	N/A	N/A	N/A	40.00	N/A	Vertical	PASS
79.520	32.81	N/A	N/A	N/A	40.00	N/A	Vertical	PASS
244.585	25.94	N/A	N/A	N/A	46.00	N/A	Vertical	PASS
482.472	25.45	N/A	N/A	N/A	46.00	N/A	Vertical	PASS
651.421	26.74	N/A	N/A	N/A	46.00	N/A	Vertical	PASS
4737.948	45.54	N/A	N/A	74.00	N/A	54.00	Vertical	PASS

(Antenna Vertical, 30MHz to 25GHz)

Plots for Channel = 60

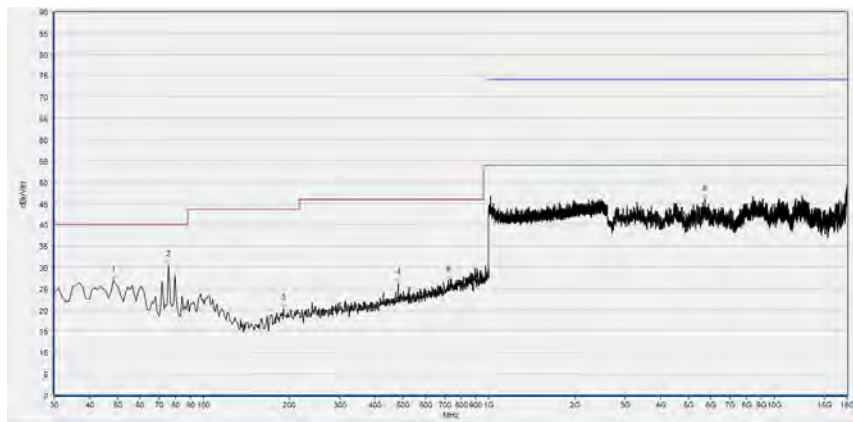


(Antenna Horizontal, 30MHz to 25GHz)



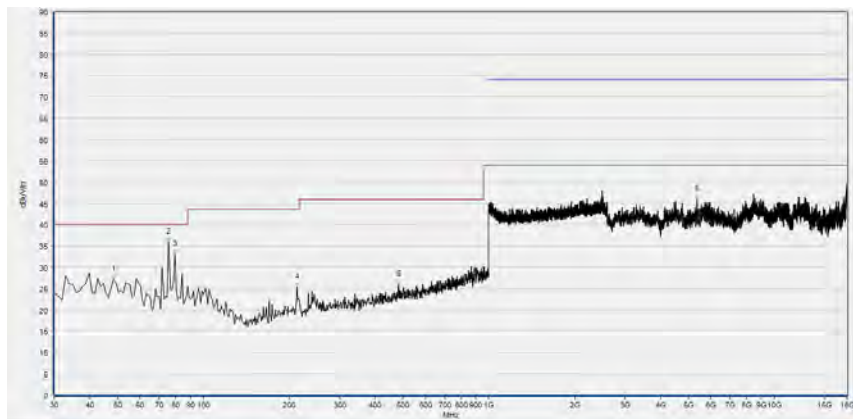
(Antenna Vertical, 30MHz to 25GHz)

Plot for Channel = 64



Fre. (MHz)	Pk (dBμV/m)	QP (dBμV/m)	AV (dBμV/m)	Limit-PK (dBμV/m)	Limit-QP (dBμV/m)	Limit-AV (dBμV/m)	Antenna	Verdict
48.448	26.96	N/A	N/A	N/A	40.00	N/A	Horizontal	PASS
75.636	30.58	N/A	N/A	N/A	40.00	N/A	Horizontal	PASS
191.181	20.24	N/A	N/A	N/A	43.50	N/A	Horizontal	PASS
481.502	26.32	N/A	N/A	N/A	46.00	N/A	Horizontal	PASS
722.302	27.03	N/A	N/A	N/A	46.00	N/A	Horizontal	PASS
5708.342	45.85	N/A	N/A	68.23	N/A	54.00	Horizontal	PASS

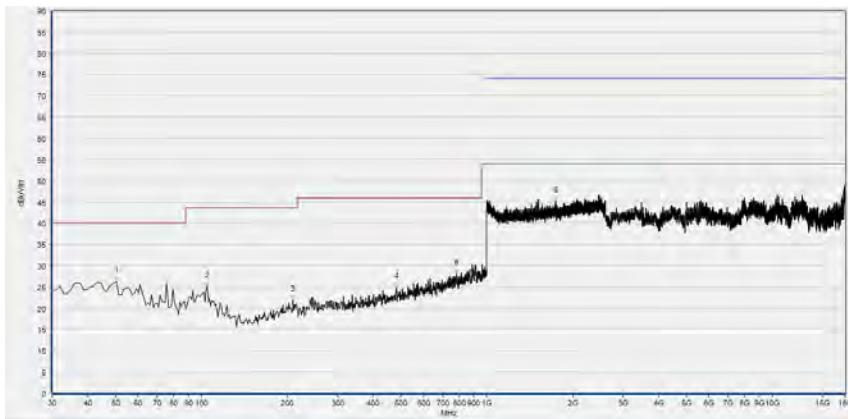
(Antenna Horizontal, 30MHz to 25GHz)



Fre. (MHz)	Pk (dBμV/m)	QP (dBμV/m)	AV (dBμV/m)	Limit-PK (dBμV/m)	Limit-QP (dBμV/m)	Limit-AV (dBμV/m)	Antenna	Verdict
48.448	27.21	N/A	N/A	N/A	40.00	N/A	Vertical	PASS
75.636	35.88	N/A	N/A	N/A	40.00	N/A	Vertical	PASS
79.520	33.09	N/A	N/A	N/A	40.00	N/A	Vertical	PASS
212.543	25.32	N/A	N/A	N/A	43.50	N/A	Vertical	PASS
481.502	25.97	N/A	N/A	N/A	46.00	N/A	Vertical	PASS
5375.635	45.92	N/A	N/A	74.00	N/A	54.00	Vertical	PASS

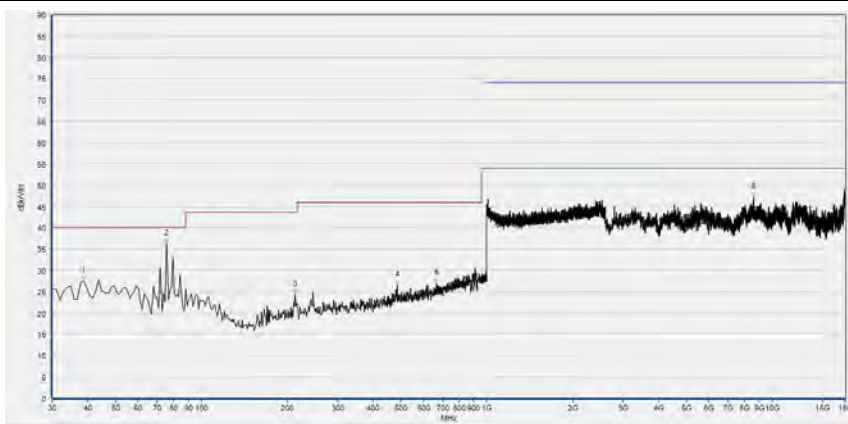
(Antenna Vertical, 30MHz to 25GHz)

Plots for Channel = 100



Fre. (MHz)	Pk (dBµV/m)	QP (dBµV/m)	AV (dBµV/m)	Limit-PK (dBµV/m)	Limit-QP (dBµV/m)	Limit-AV (dBµV/m)	Antenna	Verdict
50.390	26.31	N/A	N/A	N/A	40.00	N/A	Horizontal	PASS
104.765	25.07	N/A	N/A	N/A	43.50	N/A	Horizontal	PASS
209.630	21.92	N/A	N/A	N/A	43.50	N/A	Horizontal	PASS
482.472	25.00	N/A	N/A	N/A	46.00	N/A	Horizontal	PASS
782.503	28.21	N/A	N/A	N/A	46.00	N/A	Horizontal	PASS
1746.916	45.26	N/A	N/A	68.23	N/A	54.00	Horizontal	PASS

(Antenna Horizontal, 30MHz to 25GHz)

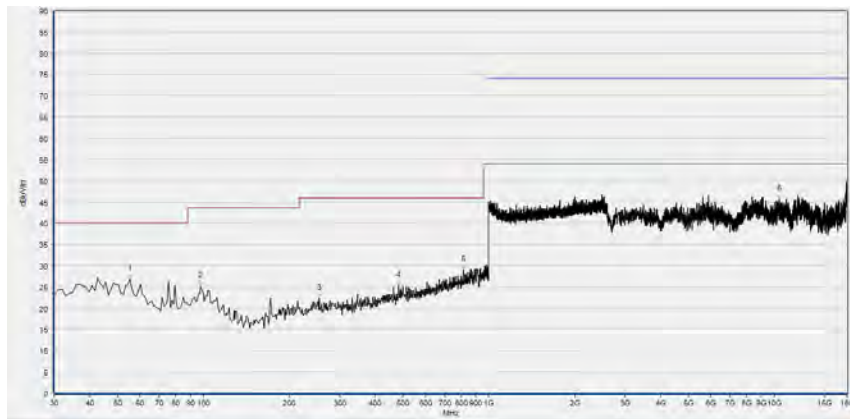


Fre. (MHz)	Pk (dBµV/m)	QP (dBµV/m)	AV (dBµV/m)	Limit-PK (dBµV/m)	Limit-QP (dBµV/m)	Limit-AV (dBµV/m)	Antenna	Verdict
38.739	27.48	N/A	N/A	N/A	40.00	N/A	Vertical	PASS
75.636	36.28	N/A	N/A	N/A	40.00	N/A	Vertical	PASS
212.543	24.33	N/A	N/A	N/A	43.50	N/A	Vertical	PASS
485.385	26.42	N/A	N/A	N/A	46.00	N/A	Vertical	PASS
665.986	27.03	N/A	N/A	N/A	46.00	N/A	Vertical	PASS
8585.637	47.07	N/A	N/A	68.23	N/A	54.00	Vertical	PASS

(Antenna Vertical, 30MHz to 25GHz)

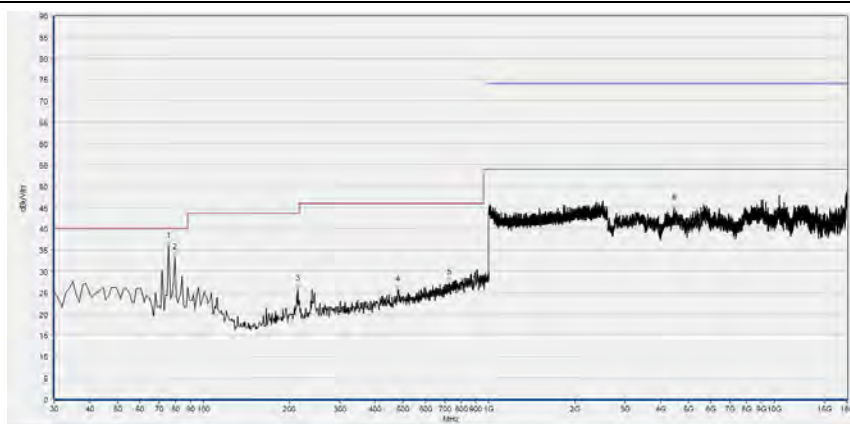


Plots for Channel = 120



Fre. (MHz)	Pk (dBµV/m)	QP (dBµV/m)	AV (dBµV/m)	Limit-PK (dBµV/m)	Limit-QP (dBµV/m)	Limit-AV (dBµV/m)	Antenna	Verdict
55.245	26.77	N/A	N/A	N/A	40.00	N/A	Horizontal	PASS
97.968	25.20	N/A	N/A	N/A	43.50	N/A	Horizontal	PASS
254.294	22.36	N/A	N/A	N/A	46.00	N/A	Horizontal	PASS
483.443	25.33	N/A	N/A	N/A	46.00	N/A	Horizontal	PASS
813.574	28.92	N/A	N/A	N/A	46.00	N/A	Horizontal	PASS
10415.523	45.55	N/A	N/A	68.23	N/A	54.00	Horizontal	PASS

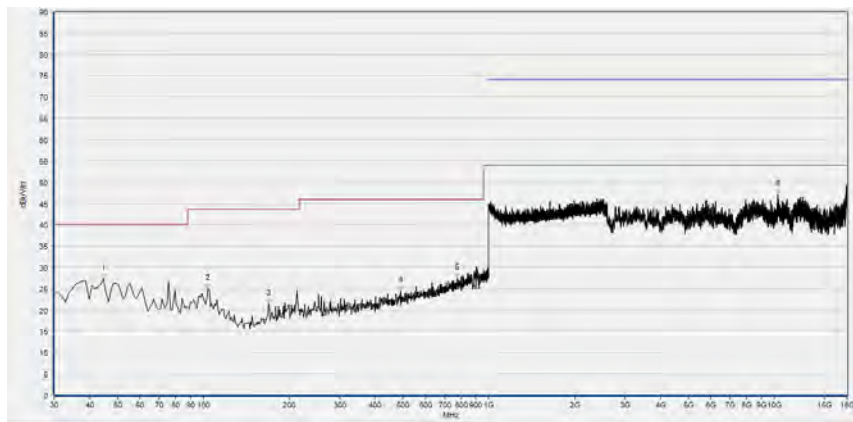
(Antenna Horizontal, 30MHz to 25GHz)



Fre. (MHz)	Pk (dBµV/m)	QP (dBµV/m)	AV (dBµV/m)	Limit-PK (dBµV/m)	Limit-QP (dBµV/m)	Limit-AV (dBµV/m)	Antenna	Verdict
75.636	35.89	N/A	N/A	N/A	40.00	N/A	Vertical	PASS
79.520	33.27	N/A	N/A	N/A	40.00	N/A	Vertical	PASS
214.484	25.78	N/A	N/A	N/A	43.50	N/A	Vertical	PASS
479.560	25.58	N/A	N/A	N/A	46.00	N/A	Vertical	PASS
727.157	27.25	N/A	N/A	N/A	46.00	N/A	Vertical	PASS
4457.612	44.74	N/A	N/A	74.00	N/A	54.00	Vertical	PASS

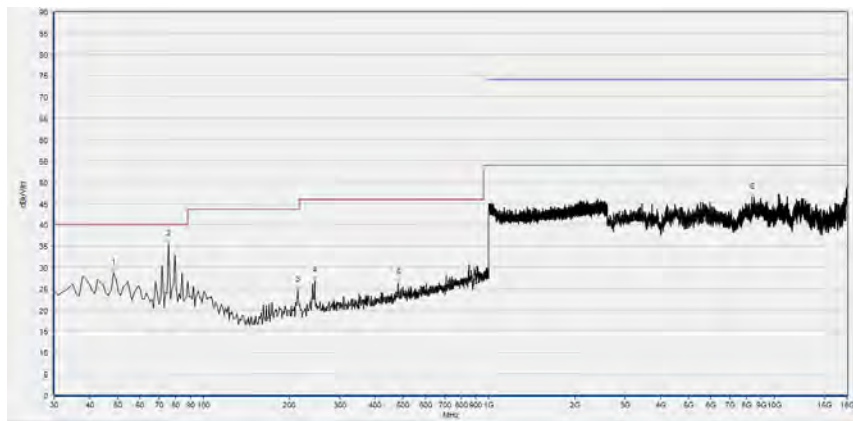
(Antenna Vertical, 30MHz to 25GHz)

Plot for Channel = 144



Fre. (MHz)	Pk (dBµV/m)	QP (dBµV/m)	AV (dBµV/m)	Limit-PK (dBµV/m)	Limit-QP (dBµV/m)	Limit-AV (dBµV/m)	Antenna	Verdict
44.565	27.29	N/A	N/A	N/A	40.00	N/A	Horizontal	PASS
103.794	24.93	N/A	N/A	N/A	43.50	N/A	Horizontal	PASS
168.849	21.39	N/A	N/A	N/A	43.50	N/A	Horizontal	PASS
492.182	24.39	N/A	N/A	N/A	46.00	N/A	Horizontal	PASS
775.706	27.50	N/A	N/A	N/A	46.00	N/A	Horizontal	PASS
10267.654	47.14	N/A	N/A	68.23	N/A	54.00	Horizontal	PASS

(Antenna Horizontal, 30MHz to 25GHz)

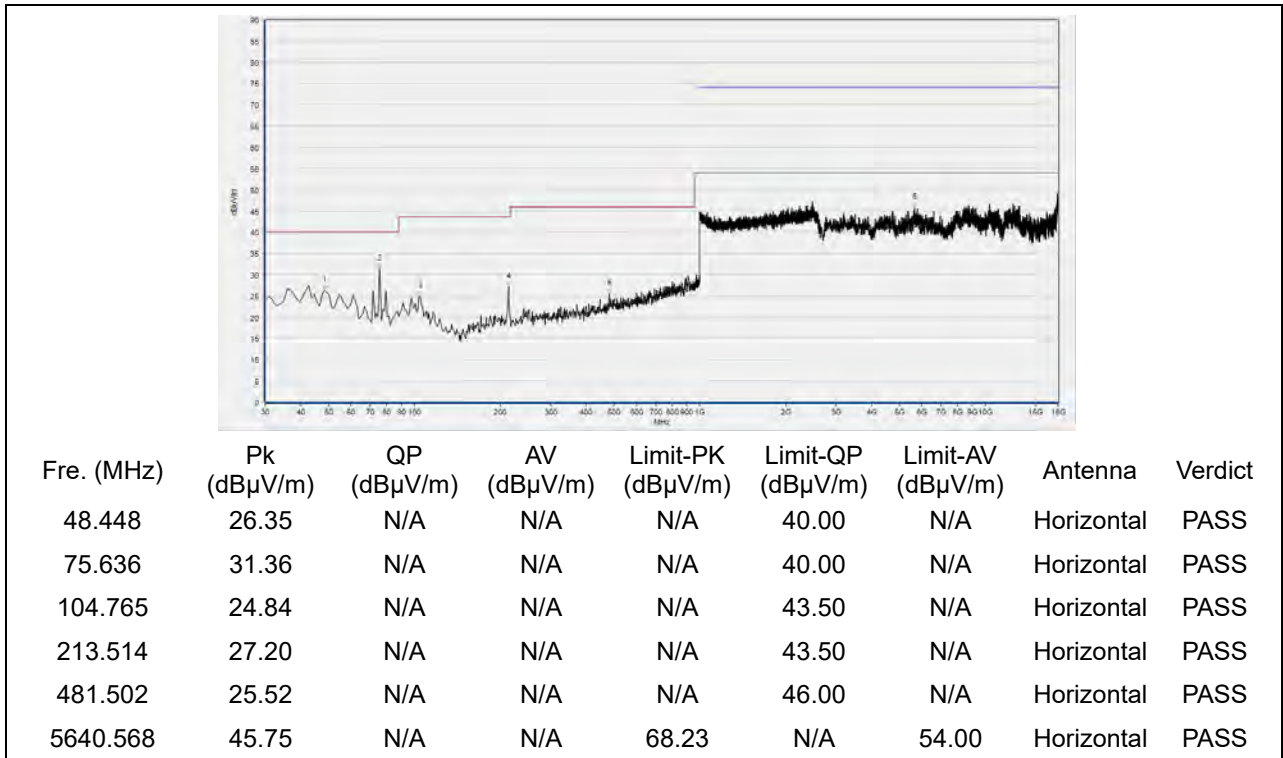


Fre. (MHz)	Pk (dBµV/m)	QP (dBµV/m)	AV (dBµV/m)	Limit-PK (dBµV/m)	Limit-QP (dBµV/m)	Limit-AV (dBµV/m)	Antenna	Verdict
48.448	28.62	N/A	N/A	N/A	40.00	N/A	Vertical	PASS
75.636	35.43	N/A	N/A	N/A	40.00	N/A	Vertical	PASS
214.484	24.57	N/A	N/A	N/A	43.50	N/A	Vertical	PASS
245.556	26.82	N/A	N/A	N/A	46.00	N/A	Vertical	PASS
481.502	26.32	N/A	N/A	N/A	46.00	N/A	Vertical	PASS
8363.833	46.35	N/A	N/A	74.00	N/A	54.00	Vertical	PASS

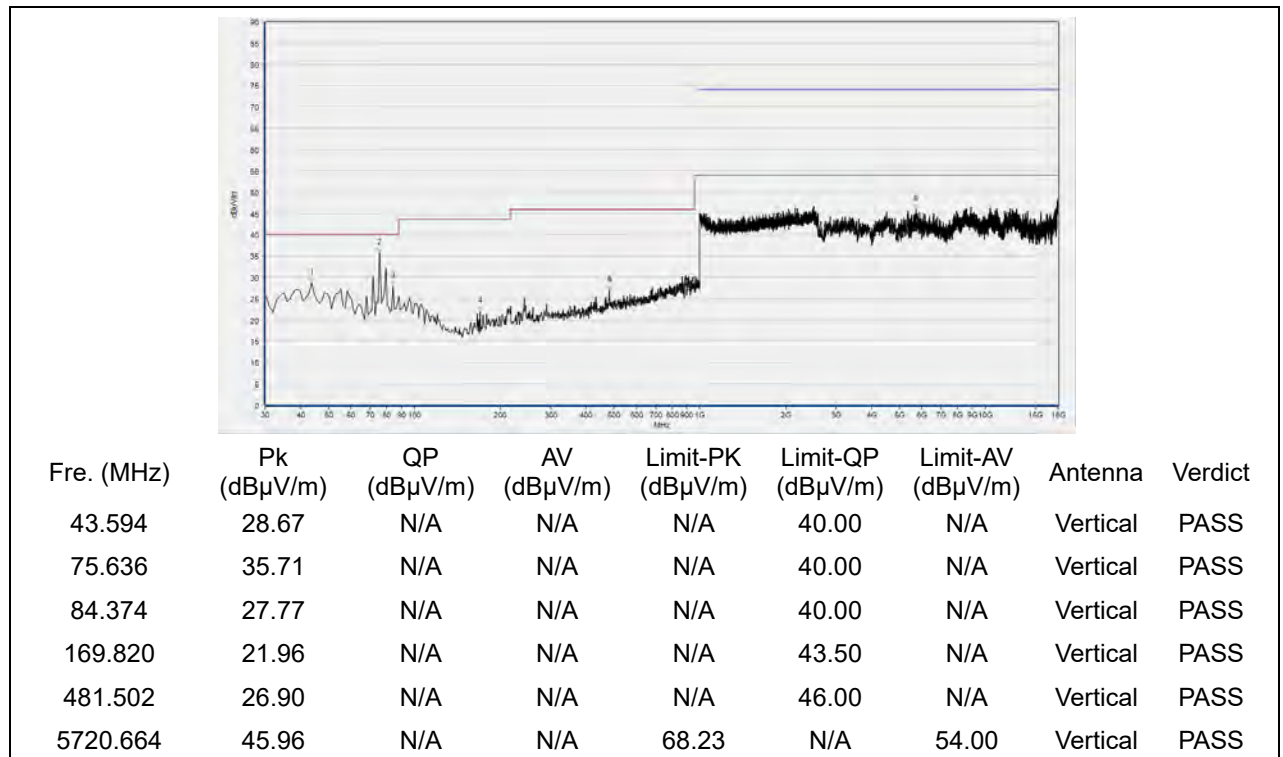
(Antenna Vertical, 30MHz to 25GHz)



Plots for Channel = 149

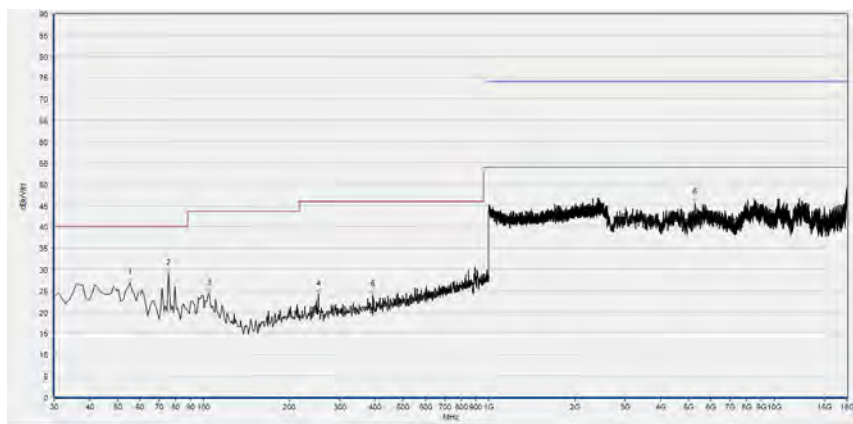


(Antenna Horizontal, 30MHz to 25GHz)



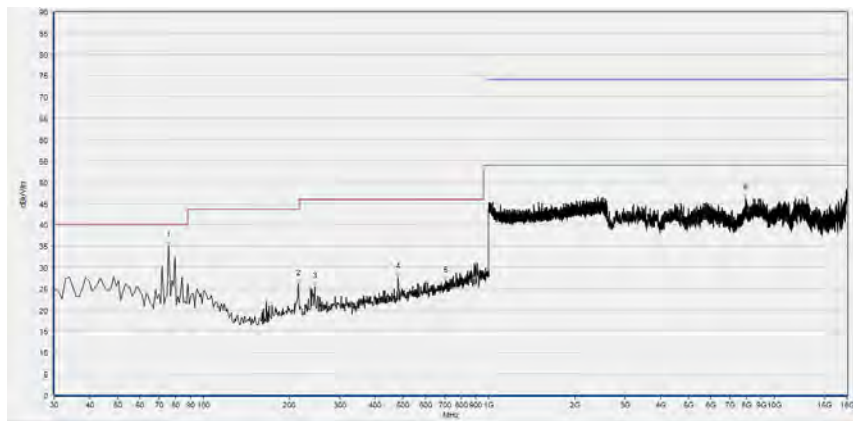
(Antenna Vertical, 30MHz to 25GHz)

Plot for Channel = 157



Fre. (MHz)	Pk (dBµV/m)	QP (dBµV/m)	AV (dBµV/m)	Limit-PK (dBµV/m)	Limit-QP (dBµV/m)	Limit-AV (dBµV/m)	Antenna	Verdict
55.245	26.76	N/A	N/A	N/A	40.00	N/A	Horizontal	PASS
75.636	29.07	N/A	N/A	N/A	40.00	N/A	Horizontal	PASS
104.765	24.23	N/A	N/A	N/A	43.50	N/A	Horizontal	PASS
252.352	24.21	N/A	N/A	N/A	46.00	N/A	Horizontal	PASS
392.172	23.99	N/A	N/A	N/A	46.00	N/A	Horizontal	PASS
5270.894	45.66	N/A	N/A	68.23	N/A	54.00	Horizontal	PASS

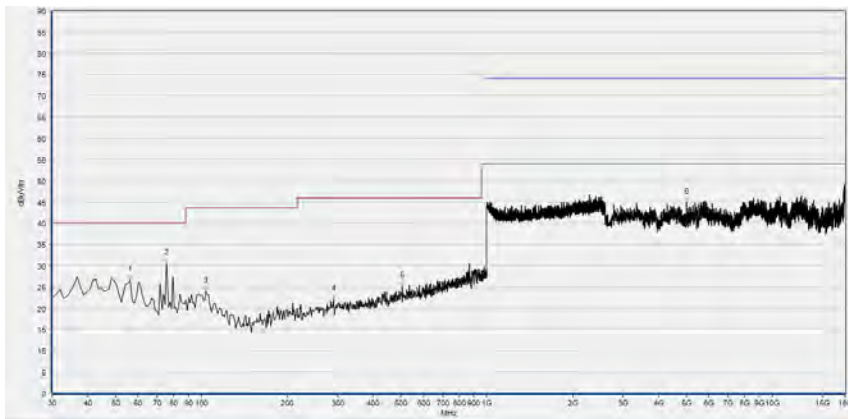
(Antenna Horizontal, 30MHz to 25GHz)



Fre. (MHz)	Pk (dBµV/m)	QP (dBµV/m)	AV (dBµV/m)	Limit-PK (dBµV/m)	Limit-QP (dBµV/m)	Limit-AV (dBµV/m)	Antenna	Verdict
75.636	34.99	N/A	N/A	N/A	40.00	N/A	Vertical	PASS
215.455	26.11	N/A	N/A	N/A	43.50	N/A	Vertical	PASS
245.556	25.43	N/A	N/A	N/A	46.00	N/A	Vertical	PASS
480.531	27.65	N/A	N/A	N/A	46.00	N/A	Vertical	PASS
706.767	26.80	N/A	N/A	N/A	46.00	N/A	Vertical	PASS
7923.305	46.25	N/A	N/A	68.23	N/A	54.00	Vertical	PASS

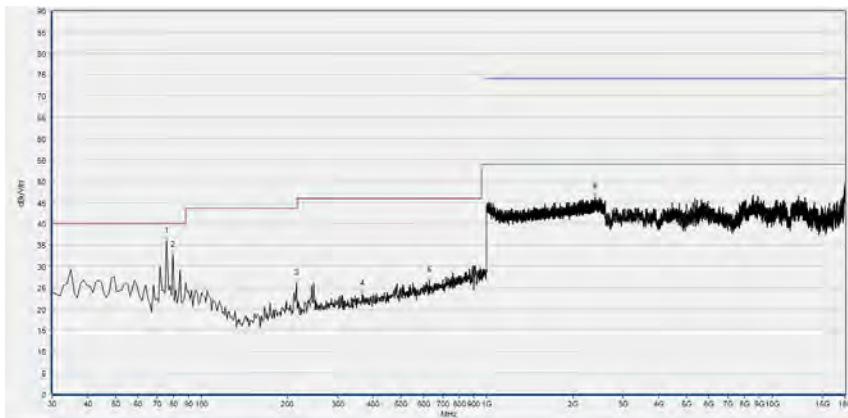
(Antenna Vertical, 30MHz to 25GHz)

Plot for Channel = 165



Fre. (MHz)	Pk (dBµV/m)	QP (dBµV/m)	AV (dBµV/m)	Limit-PK (dBµV/m)	Limit-QP (dBµV/m)	Limit-AV (dBµV/m)	Antenna	Verdict
56.216	26.64	N/A	N/A	N/A	40.00	N/A	Horizontal	PASS
75.636	30.44	N/A	N/A	N/A	40.00	N/A	Horizontal	PASS
103.794	23.91	N/A	N/A	N/A	43.50	N/A	Horizontal	PASS
291.191	22.14	N/A	N/A	N/A	46.00	N/A	Horizontal	PASS
505.776	25.22	N/A	N/A	N/A	46.00	N/A	Horizontal	PASS
5005.961	44.93	N/A	N/A	74.00	N/A	54.00	Horizontal	PASS

(Antenna Horizontal, 30MHz to 25GHz)



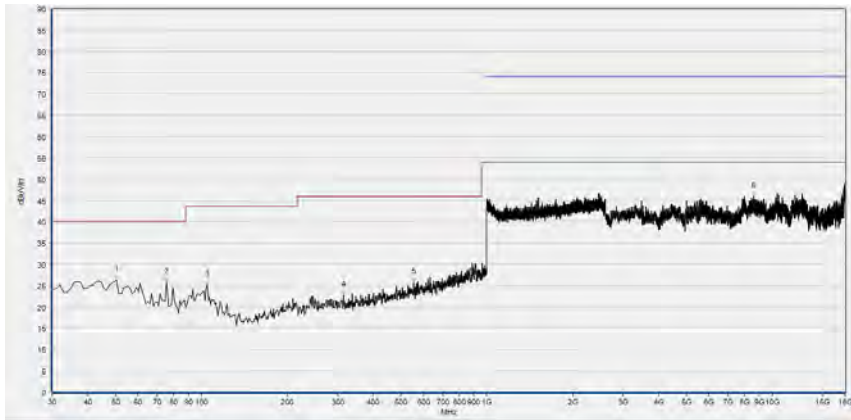
Fre. (MHz)	Pk (dBµV/m)	QP (dBµV/m)	AV (dBµV/m)	Limit-PK (dBµV/m)	Limit-QP (dBµV/m)	Limit-AV (dBµV/m)	Antenna	Verdict
75.636	35.81	N/A	N/A	N/A	40.00	N/A	Vertical	PASS
79.520	32.47	N/A	N/A	N/A	40.00	N/A	Vertical	PASS
215.455	26.03	N/A	N/A	N/A	43.50	N/A	Vertical	PASS
364.985	23.50	N/A	N/A	N/A	46.00	N/A	Vertical	PASS
629.089	26.65	N/A	N/A	N/A	46.00	N/A	Vertical	PASS
2389.263	46.25	N/A	N/A	74.00	N/A	54.00	Vertical	PASS

(Antenna Vertical, 30MHz to 25GHz)



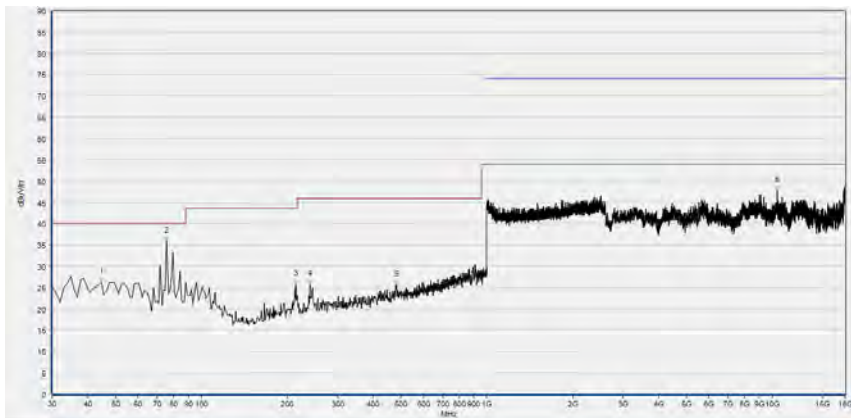
802.11n (HT20) Test mode

Plots for Channel = 36



Fre. (MHz)	Pk (dBµV/m)	QP (dBµV/m)	AV (dBµV/m)	Limit-PK (dBµV/m)	Limit-QP (dBµV/m)	Limit-AV (dBµV/m)	Antenna	Verdict
50.390	26.31	N/A	N/A	N/A	40.00	N/A	Horizontal	PASS
75.636	25.84	N/A	N/A	N/A	40.00	N/A	Horizontal	PASS
104.765	25.07	N/A	N/A	N/A	43.50	N/A	Horizontal	PASS
314.494	22.75	N/A	N/A	N/A	46.00	N/A	Horizontal	PASS
554.324	25.77	N/A	N/A	N/A	46.00	N/A	Horizontal	PASS
8631.846	45.91	N/A	N/A	68.23	N/A	54.00	Horizontal	PASS

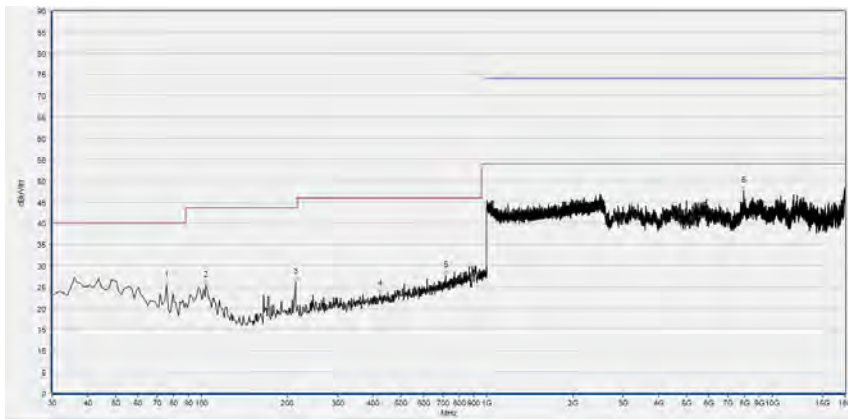
(Antenna Horizontal, 30MHz to 25GHz)



Fre. (MHz)	Pk (dBµV/m)	QP (dBµV/m)	AV (dBµV/m)	Limit-PK (dBµV/m)	Limit-QP (dBµV/m)	Limit-AV (dBµV/m)	Antenna	Verdict
44.565	26.37	N/A	N/A	N/A	40.00	N/A	Vertical	PASS
75.636	35.89	N/A	N/A	N/A	40.00	N/A	Vertical	PASS
214.484	25.78	N/A	N/A	N/A	43.50	N/A	Vertical	PASS
239.730	25.81	N/A	N/A	N/A	46.00	N/A	Vertical	PASS
481.502	25.67	N/A	N/A	N/A	46.00	N/A	Vertical	PASS
10406.281	47.73	N/A	N/A	68.23	N/A	54.00	Vertical	PASS

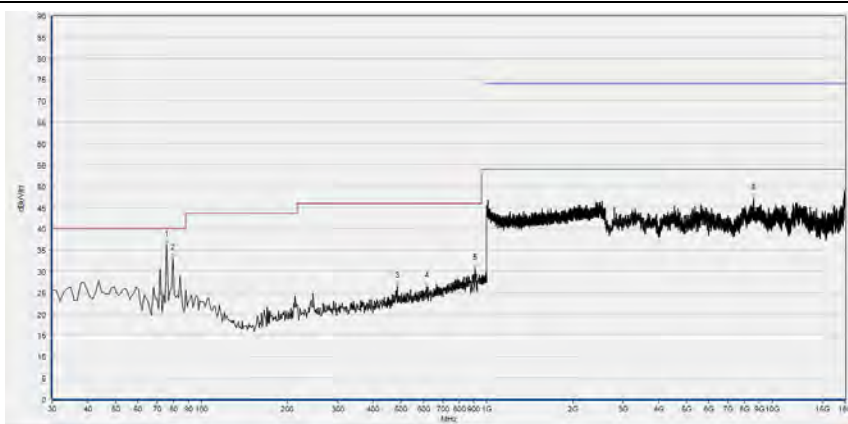
(Antenna Vertical, 30MHz to 25GHz)

Plots for Channel = 44



Fre. (MHz)	Pk (dBμV/m)	QP (dBμV/m)	AV (dBμV/m)	Limit-PK (dBμV/m)	Limit-QP (dBμV/m)	Limit-AV (dBμV/m)	Antenna	Verdict
75.636	25.38	N/A	N/A	N/A	40.00	N/A	Horizontal	PASS
103.794	25.23	N/A	N/A	N/A	43.50	N/A	Horizontal	PASS
213.514	26.15	N/A	N/A	N/A	43.50	N/A	Horizontal	PASS
423.243	23.38	N/A	N/A	N/A	46.00	N/A	Horizontal	PASS
718.418	27.60	N/A	N/A	N/A	46.00	N/A	Horizontal	PASS
7951.030	47.53	N/A	N/A	68.23	N/A	54.00	Horizontal	PASS

(Antenna Horizontal, 30MHz to 25GHz)

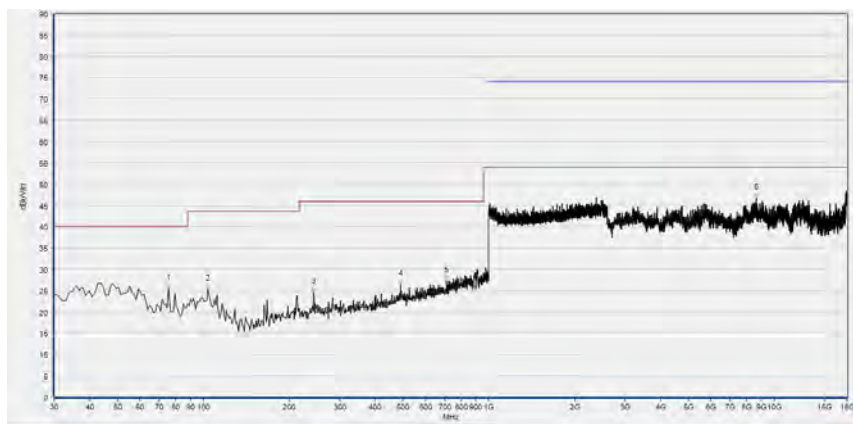


Fre. (MHz)	Pk (dBμV/m)	QP (dBμV/m)	AV (dBμV/m)	Limit-PK (dBμV/m)	Limit-QP (dBμV/m)	Limit-AV (dBμV/m)	Antenna	Verdict
75.636	36.28	N/A	N/A	N/A	40.00	N/A	Vertical	PASS
79.520	33.00	N/A	N/A	N/A	40.00	N/A	Vertical	PASS
485.385	26.42	N/A	N/A	N/A	46.00	N/A	Vertical	PASS
615.495	26.53	N/A	N/A	N/A	46.00	N/A	Vertical	PASS
907.758	30.59	N/A	N/A	N/A	46.00	N/A	Vertical	PASS
8585.637	47.07	N/A	N/A	68.23	N/A	54.00	Vertical	PASS

(Antenna Vertical, 30MHz to 25GHz)

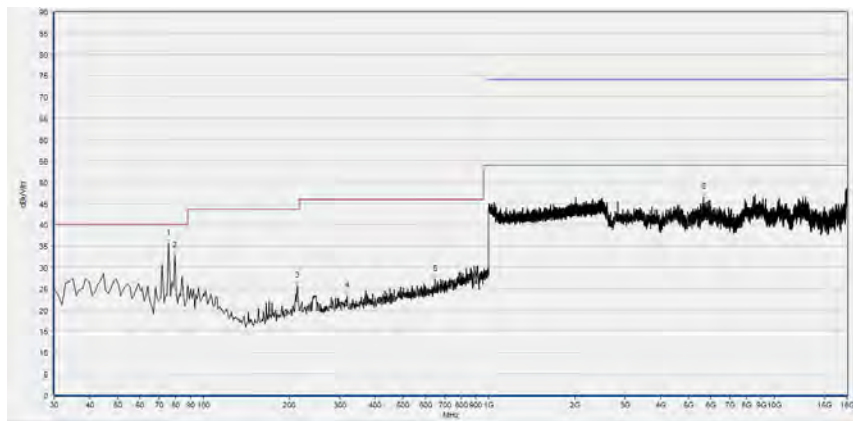


Plot for Channel = 48



Fre. (MHz)	Pk (dBμV/m)	QP (dBμV/m)	AV (dBμV/m)	Limit-PK (dBμV/m)	Limit-QP (dBμV/m)	Limit-AV (dBμV/m)	Antenna	Verdict
75.636	25.48	N/A	N/A	N/A	40.00	N/A	Horizontal	PASS
103.794	25.37	N/A	N/A	N/A	43.50	N/A	Horizontal	PASS
243.614	24.67	N/A	N/A	N/A	46.00	N/A	Horizontal	PASS
490.240	26.56	N/A	N/A	N/A	46.00	N/A	Horizontal	PASS
710.651	27.28	N/A	N/A	N/A	46.00	N/A	Horizontal	PASS
8634.927	46.74	N/A	N/A	68.23	N/A	54.00	Horizontal	PASS

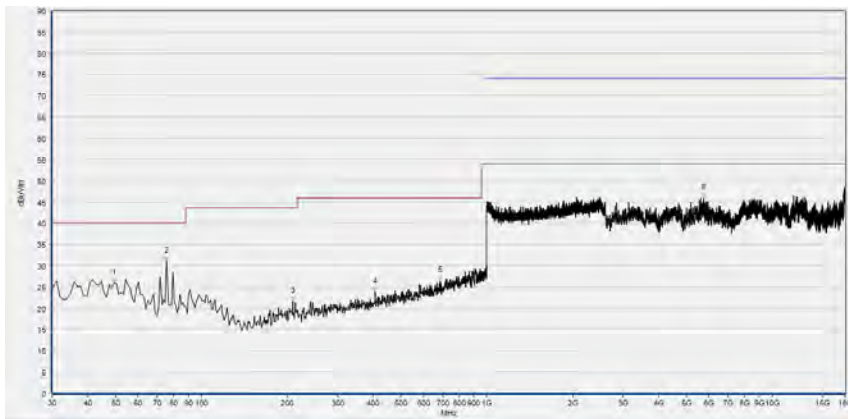
(Antenna Horizontal, 30MHz to 25GHz)



Fre. (MHz)	Pk (dBμV/m)	QP (dBμV/m)	AV (dBμV/m)	Limit-PK (dBμV/m)	Limit-QP (dBμV/m)	Limit-AV (dBμV/m)	Antenna	Verdict
75.636	35.45	N/A	N/A	N/A	40.00	N/A	Vertical	PASS
79.520	32.67	N/A	N/A	N/A	40.00	N/A	Vertical	PASS
212.543	25.64	N/A	N/A	N/A	43.50	N/A	Vertical	PASS
319.349	23.25	N/A	N/A	N/A	46.00	N/A	Vertical	PASS
647.538	27.12	N/A	N/A	N/A	46.00	N/A	Vertical	PASS
5637.487	46.43	N/A	N/A	68.23	N/A	54.00	Vertical	PASS

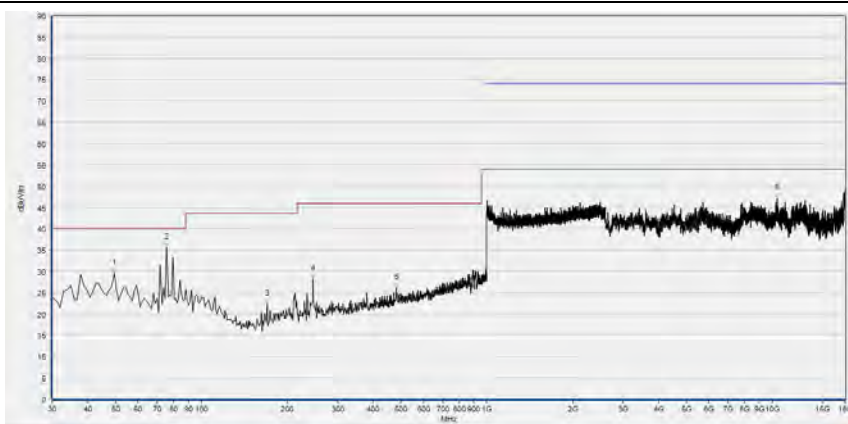
(Antenna Vertical, 30MHz to 25GHz)

Plots for Channel = 52



Fre. (MHz)	Pk (dBμV/m)	QP (dBμV/m)	AV (dBμV/m)	Limit-PK (dBμV/m)	Limit-QP (dBμV/m)	Limit-AV (dBμV/m)	Antenna	Verdict
49.419	26.03	N/A	N/A	N/A	40.00	N/A	Horizontal	PASS
75.636	30.93	N/A	N/A	N/A	40.00	N/A	Horizontal	PASS
208.659	21.69	N/A	N/A	N/A	43.50	N/A	Horizontal	PASS
406.737	23.85	N/A	N/A	N/A	46.00	N/A	Horizontal	PASS
685.405	26.45	N/A	N/A	N/A	46.00	N/A	Horizontal	PASS
5745.309	45.88	N/A	N/A	68.23	N/A	54.00	Horizontal	PASS

(Antenna Horizontal, 30MHz to 25GHz)

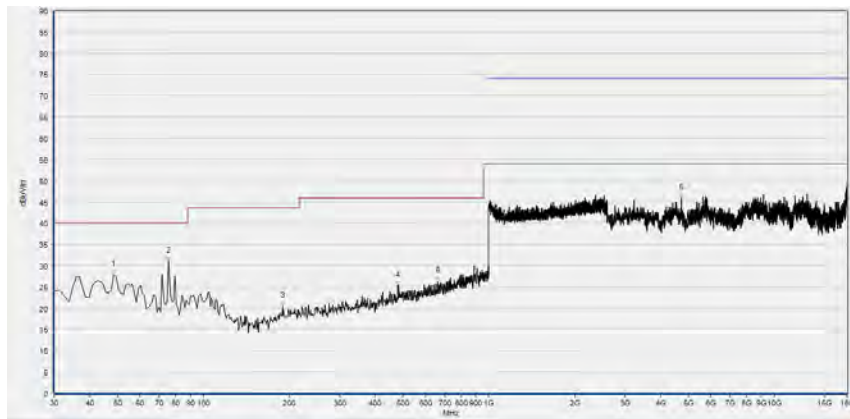


Fre. (MHz)	Pk (dBμV/m)	QP (dBμV/m)	AV (dBμV/m)	Limit-PK (dBμV/m)	Limit-QP (dBμV/m)	Limit-AV (dBμV/m)	Antenna	Verdict
49.419	29.54	N/A	N/A	N/A	40.00	N/A	Vertical	PASS
75.636	35.57	N/A	N/A	N/A	40.00	N/A	Vertical	PASS
169.820	22.28	N/A	N/A	N/A	43.50	N/A	Vertical	PASS
246.527	28.09	N/A	N/A	N/A	46.00	N/A	Vertical	PASS
482.472	26.20	N/A	N/A	N/A	46.00	N/A	Vertical	PASS
10403.201	47.14	N/A	N/A	68.23	N/A	54.00	Vertical	PASS

(Antenna Vertical, 30MHz to 25GHz)

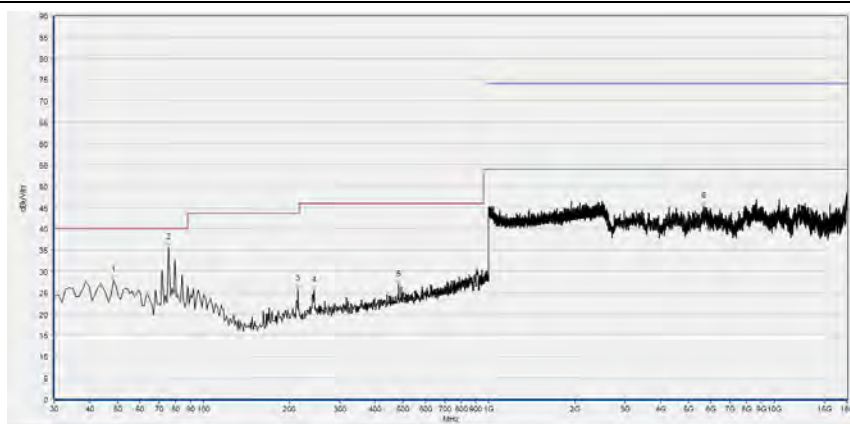


Plots for Channel = 60



Fre. (MHz)	Pk (dBμV/m)	QP (dBμV/m)	AV (dBμV/m)	Limit-PK (dBμV/m)	Limit-QP (dBμV/m)	Limit-AV (dBμV/m)	Antenna	Verdict
48.448	27.87	N/A	N/A	N/A	40.00	N/A	Horizontal	PASS
75.636	31.03	N/A	N/A	N/A	40.00	N/A	Horizontal	PASS
189.239	20.38	N/A	N/A	N/A	43.50	N/A	Horizontal	PASS
479.560	25.36	N/A	N/A	N/A	46.00	N/A	Horizontal	PASS
664.044	26.40	N/A	N/A	N/A	46.00	N/A	Horizontal	PASS
4719.464	45.91	N/A	N/A	74.00	N/A	54.00	Horizontal	PASS

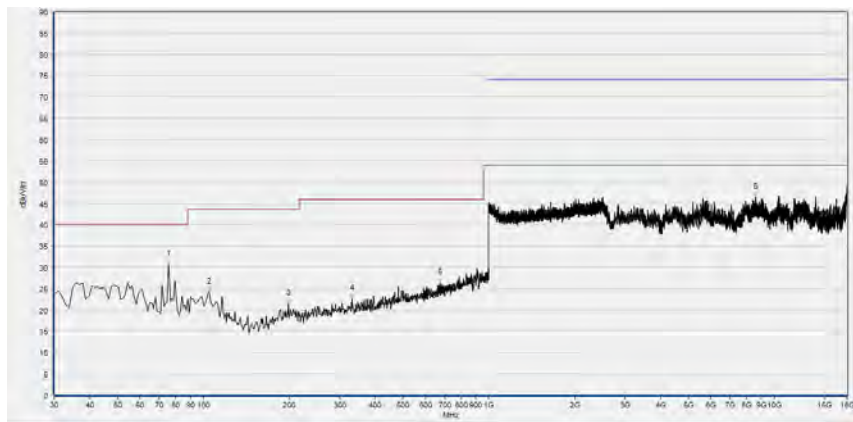
(Antenna Horizontal, 30MHz to 25GHz)



Fre. (MHz)	Pk (dBμV/m)	QP (dBμV/m)	AV (dBμV/m)	Limit-PK (dBμV/m)	Limit-QP (dBμV/m)	Limit-AV (dBμV/m)	Antenna	Verdict
48.448	27.88	N/A	N/A	N/A	40.00	N/A	Vertical	PASS
75.636	35.56	N/A	N/A	N/A	40.00	N/A	Vertical	PASS
214.484	25.80	N/A	N/A	N/A	43.50	N/A	Vertical	PASS
244.585	25.53	N/A	N/A	N/A	46.00	N/A	Vertical	PASS
483.443	26.76	N/A	N/A	N/A	46.00	N/A	Vertical	PASS
5643.649	45.20	N/A	N/A	68.23	N/A	54.00	Vertical	PASS

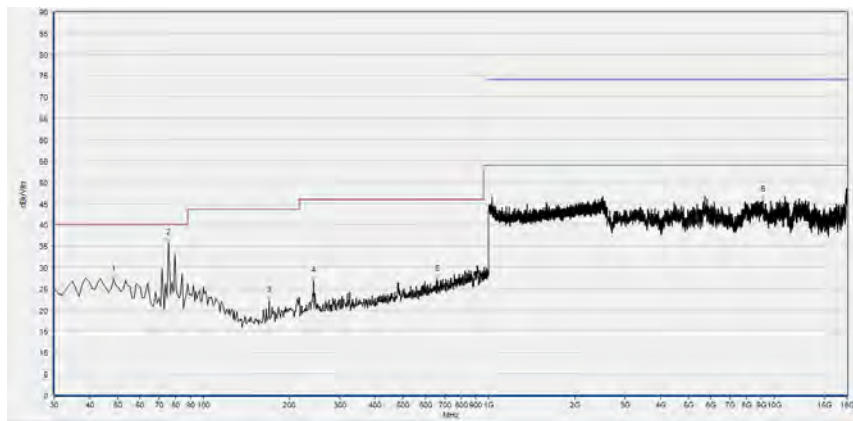
(Antenna Vertical, 30MHz to 25GHz)

Plot for Channel = 64



Fre. (MHz)	PK (dBμV/m)	QP (dBμV/m)	AV (dBμV/m)	Limit-PK (dBμV/m)	Limit-QP (dBμV/m)	Limit-AV (dBμV/m)	Antenna	Verdict
75.636	30.67	N/A	N/A	N/A	40.00	N/A	Horizontal	PASS
104.765	24.19	N/A	N/A	N/A	43.50	N/A	Horizontal	PASS
198.949	21.45	N/A	N/A	N/A	43.50	N/A	Horizontal	PASS
331.972	22.58	N/A	N/A	N/A	46.00	N/A	Horizontal	PASS
672.783	26.32	N/A	N/A	N/A	46.00	N/A	Horizontal	PASS
8594.879	46.36	N/A	N/A	68.23	N/A	54.00	Horizontal	PASS

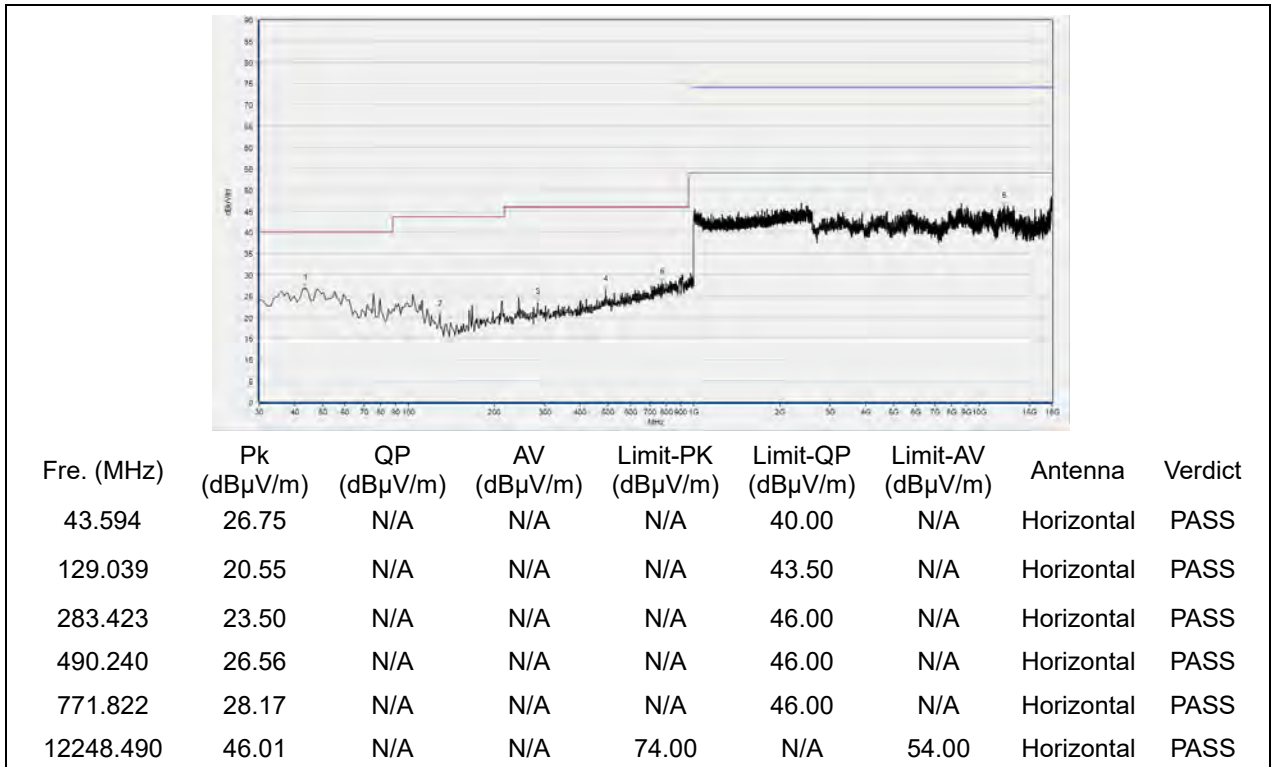
(Antenna Horizontal, 30MHz to 25GHz)



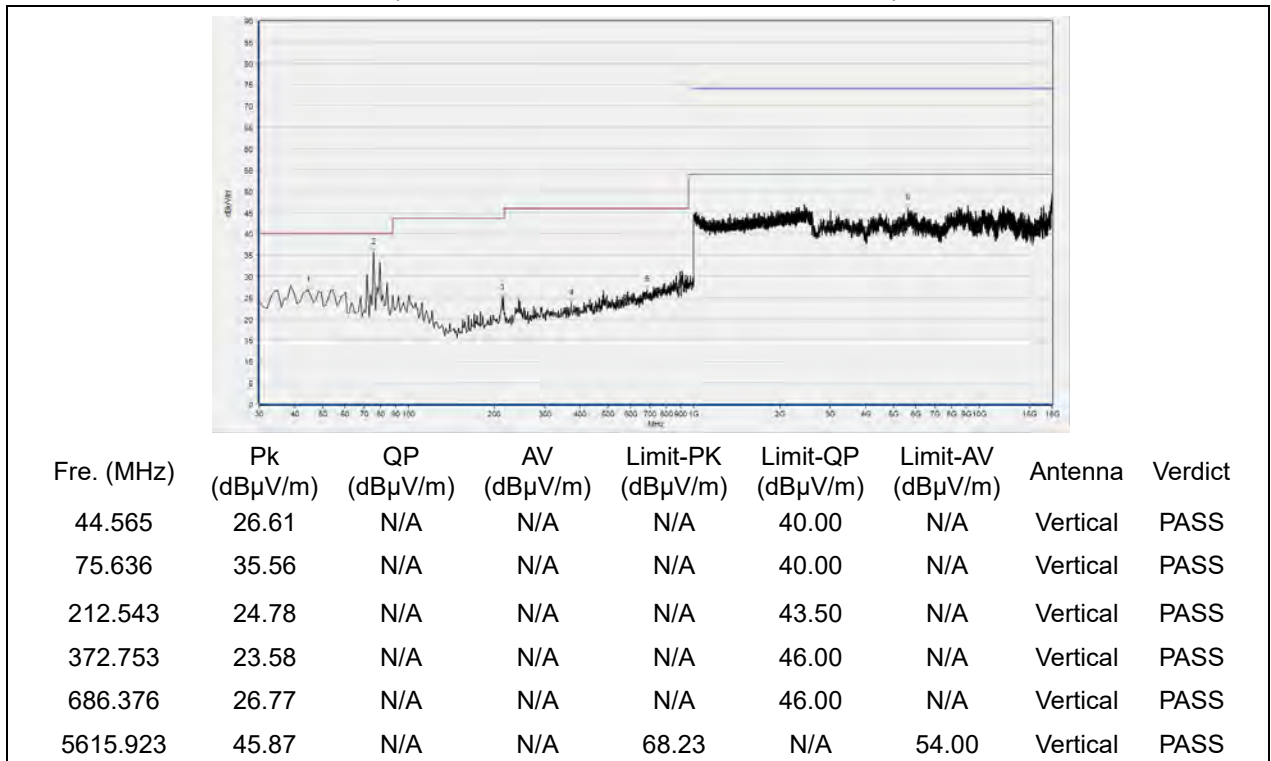
Fre. (MHz)	Pk (dBμV/m)	QP (dBμV/m)	AV (dBμV/m)	Limit-PK (dBμV/m)	Limit-QP (dBμV/m)	Limit-AV (dBμV/m)	Antenna	Verdict
48.448	27.10	N/A	N/A	N/A	40.00	N/A	Vertical	PASS
75.636	35.69	N/A	N/A	N/A	40.00	N/A	Vertical	PASS
169.820	22.09	N/A	N/A	N/A	43.50	N/A	Vertical	PASS
243.614	26.87	N/A	N/A	N/A	46.00	N/A	Vertical	PASS
659.189	27.14	N/A	N/A	N/A	46.00	N/A	Vertical	PASS
9103.181	45.67	N/A	N/A	74.00	N/A	54.00	Vertical	PASS

(Antenna Vertical, 30MHz to 25GHz)

Plots for Channel = 100

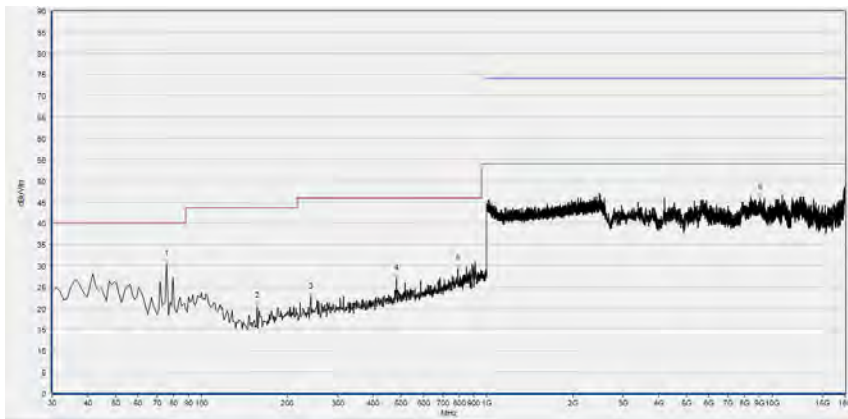


(Antenna Horizontal, 30MHz to 25GHz)



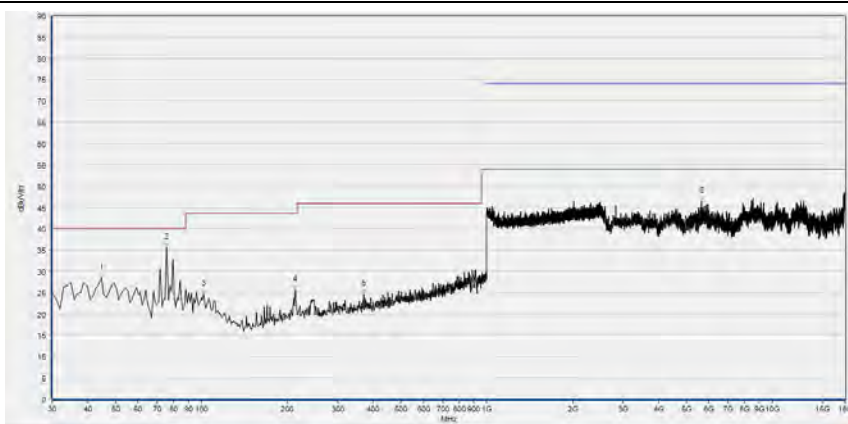
(Antenna Vertical, 30MHz to 25GHz)

Plots for Channel = 120



Fre. (MHz)	Pk (dBμV/m)	QP (dBμV/m)	AV (dBμV/m)	Limit-PK (dBμV/m)	Limit-QP (dBμV/m)	Limit-AV (dBμV/m)	Antenna	Verdict
75.636	30.29	N/A	N/A	N/A	40.00	N/A	Horizontal	PASS
157.197	20.47	N/A	N/A	N/A	43.50	N/A	Horizontal	PASS
241.672	22.56	N/A	N/A	N/A	46.00	N/A	Horizontal	PASS
481.502	27.00	N/A	N/A	N/A	46.00	N/A	Horizontal	PASS
790.270	29.29	N/A	N/A	N/A	46.00	N/A	Horizontal	PASS
9060.052	45.85	N/A	N/A	68.23	N/A	54.00	Horizontal	PASS

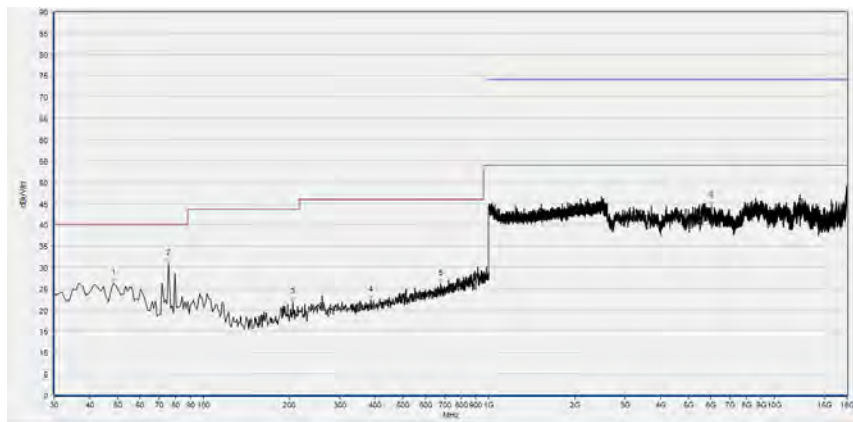
(Antenna Horizontal, 30MHz to 25GHz)



Fre. (MHz)	Pk (dBμV/m)	QP (dBμV/m)	AV (dBμV/m)	Limit-PK (dBμV/m)	Limit-QP (dBμV/m)	Limit-AV (dBμV/m)	Antenna	Verdict
44.565	28.44	N/A	N/A	N/A	40.00	N/A	Vertical	PASS
75.636	35.45	N/A	N/A	N/A	40.00	N/A	Vertical	PASS
101.852	24.65	N/A	N/A	N/A	43.50	N/A	Vertical	PASS
212.543	25.64	N/A	N/A	N/A	43.50	N/A	Vertical	PASS
370.811	24.64	N/A	N/A	N/A	46.00	N/A	Vertical	PASS
5637.487	46.43	N/A	N/A	68.23	N/A	54.00	Vertical	PASS

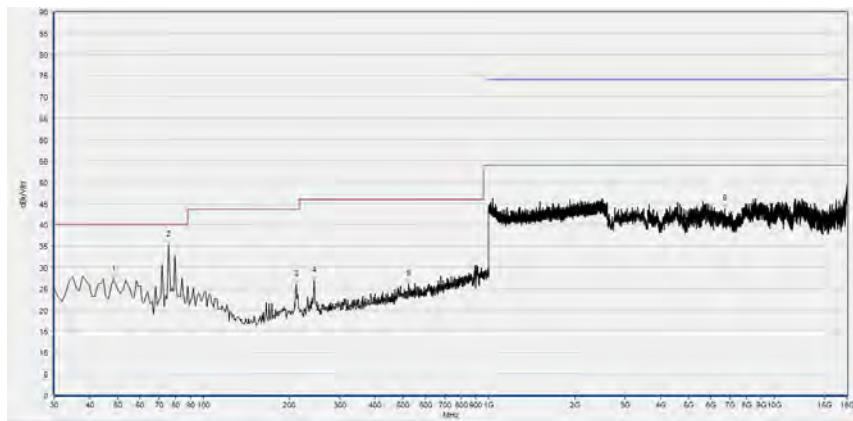
(Antenna Vertical, 30MHz to 25GHz)

Plot for Channel = 144



Fre. (MHz)	Pk (dBμV/m)	QP (dBμV/m)	AV (dBμV/m)	Limit-PK (dBμV/m)	Limit-QP (dBμV/m)	Limit-AV (dBμV/m)	Antenna	Verdict
48.448	26.33	N/A	N/A	N/A	40.00	N/A	Horizontal	PASS
75.636	30.87	N/A	N/A	N/A	40.00	N/A	Horizontal	PASS
205.746	21.74	N/A	N/A	N/A	43.50	N/A	Horizontal	PASS
386.346	22.34	N/A	N/A	N/A	46.00	N/A	Horizontal	PASS
679.580	26.12	N/A	N/A	N/A	46.00	N/A	Horizontal	PASS
6013.323	44.36	N/A	N/A	68.23	N/A	54.00	Horizontal	PASS

(Antenna Horizontal, 30MHz to 25GHz)

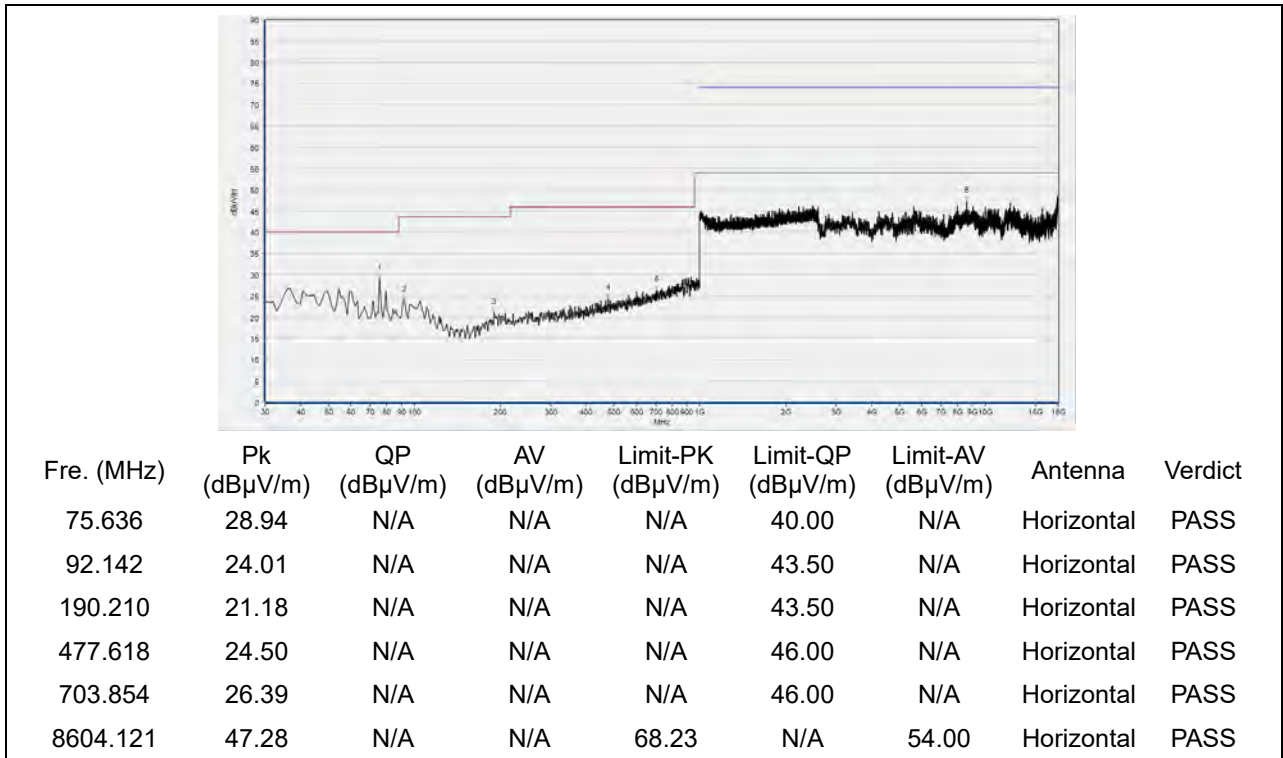


Fre. (MHz)	Pk (dBμV/m)	QP (dBμV/m)	AV (dBμV/m)	Limit-PK (dBμV/m)	Limit-QP (dBμV/m)	Limit-AV (dBμV/m)	Antenna	Verdict
48.448	27.21	N/A	N/A	N/A	40.00	N/A	Vertical	PASS
75.636	35.26	N/A	N/A	N/A	40.00	N/A	Vertical	PASS
211.572	25.96	N/A	N/A	N/A	43.50	N/A	Vertical	PASS
244.585	26.78	N/A	N/A	N/A	46.00	N/A	Vertical	PASS
523.253	26.15	N/A	N/A	N/A	46.00	N/A	Vertical	PASS
6700.300	43.73	N/A	N/A	68.23	N/A	54.00	Vertical	PASS

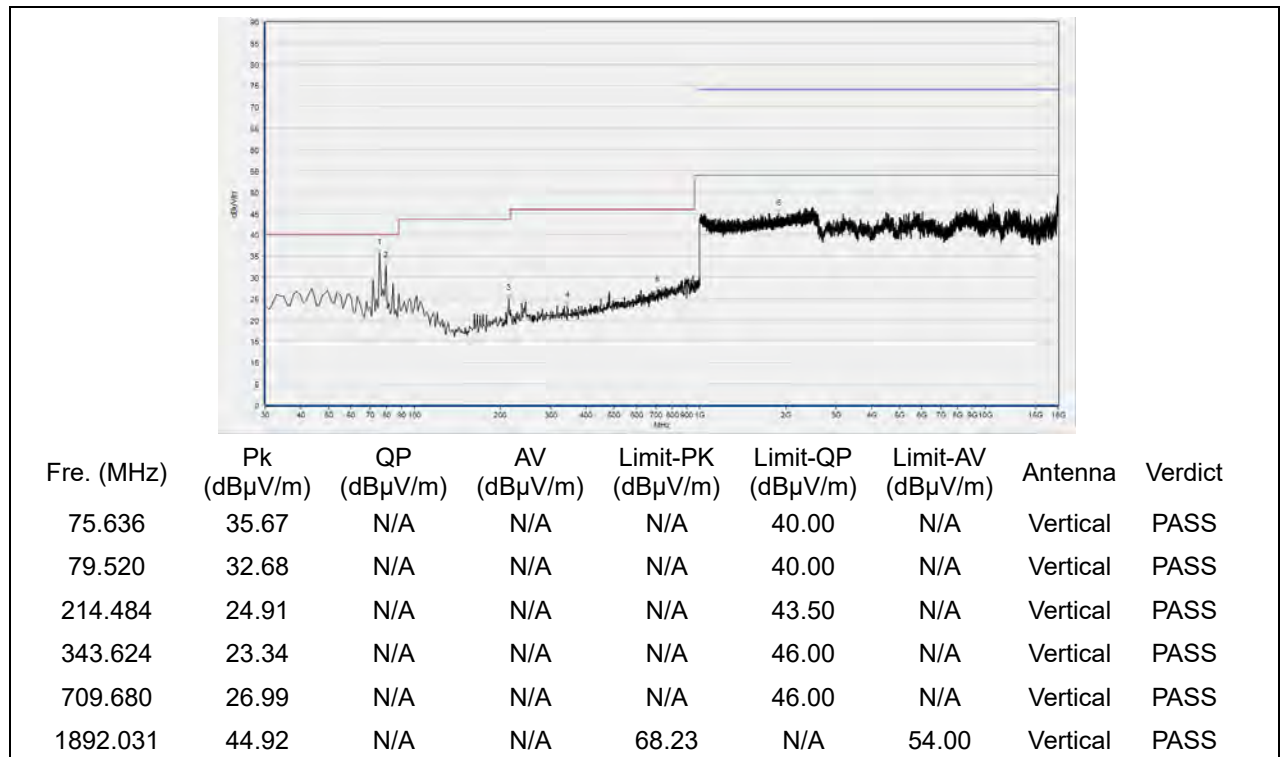
(Antenna Vertical, 30MHz to 25GHz)



Plots for Channel = 149

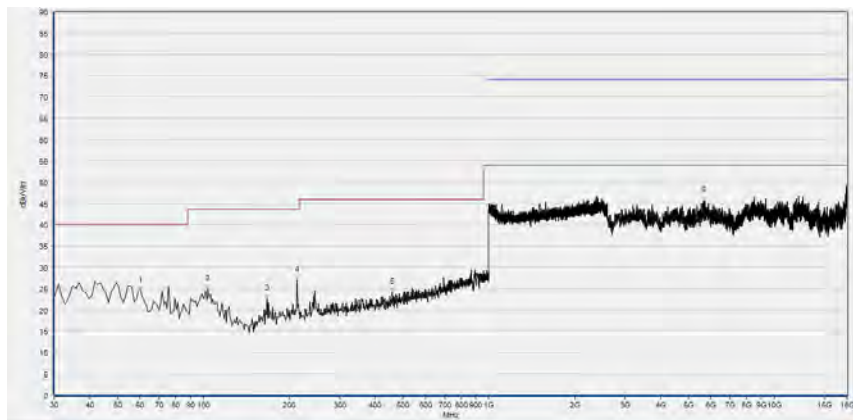


(Antenna Horizontal, 30MHz to 25GHz)



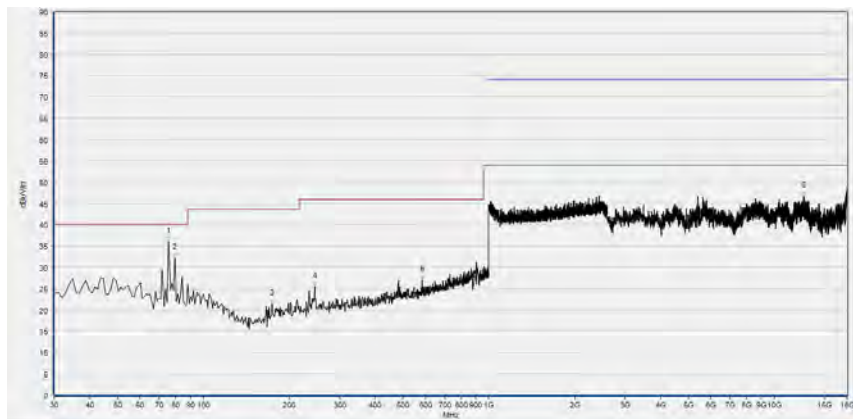
(Antenna Vertical, 30MHz to 25GHz)

Plot for Channel = 157



Fre. (MHz)	Pk (dBμV/m)	QP (dBμV/m)	AV (dBμV/m)	Limit-PK (dBμV/m)	Limit-QP (dBμV/m)	Limit-AV (dBμV/m)	Antenna	Verdict
60.100	24.49	N/A	N/A	N/A	40.00	N/A	Horizontal	PASS
103.794	24.73	N/A	N/A	N/A	43.50	N/A	Horizontal	PASS
166.907	22.66	N/A	N/A	N/A	43.50	N/A	Horizontal	PASS
212.543	27.06	N/A	N/A	N/A	43.50	N/A	Horizontal	PASS
459.169	24.20	N/A	N/A	N/A	46.00	N/A	Horizontal	PASS
5640.568	45.55	N/A	N/A	68.23	N/A	54.00	Horizontal	PASS

(Antenna Horizontal, 30MHz to 25GHz)

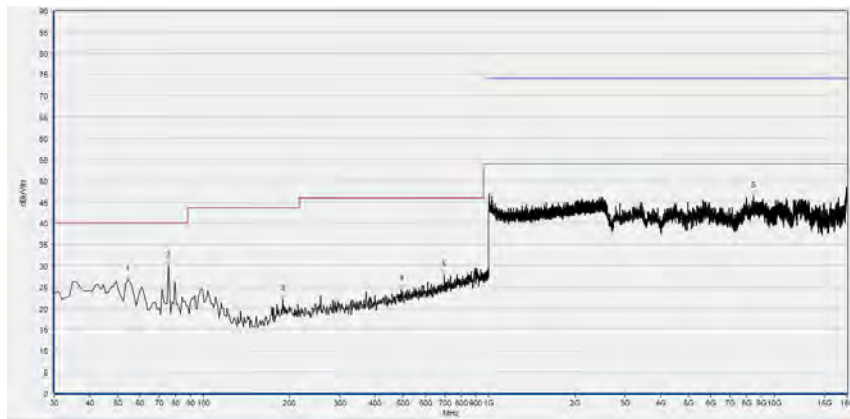


Fre. (MHz)	Pk (dBμV/m)	QP (dBμV/m)	AV (dBμV/m)	Limit-PK (dBμV/m)	Limit-QP (dBμV/m)	Limit-AV (dBμV/m)	Antenna	Verdict
75.636	36.06	N/A	N/A	N/A	40.00	N/A	Vertical	PASS
79.520	32.14	N/A	N/A	N/A	40.00	N/A	Vertical	PASS
173.704	21.43	N/A	N/A	N/A	43.50	N/A	Vertical	PASS
245.556	25.55	N/A	N/A	N/A	46.00	N/A	Vertical	PASS
584.424	27.03	N/A	N/A	N/A	46.00	N/A	Vertical	PASS
12670.534	46.83	N/A	N/A	74.00	N/A	54.00	Vertical	PASS

(Antenna Vertical, 30MHz to 25GHz)

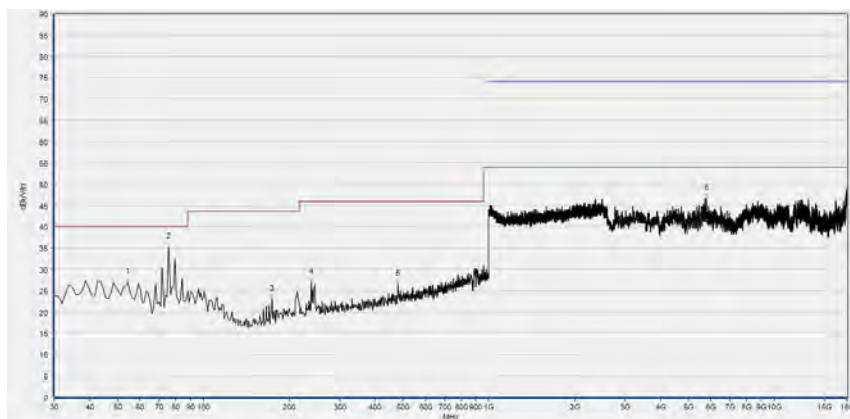


Plot for Channel = 165



Fre. (MHz)	Pk (dBμV/m)	QP (dBμV/m)	AV (dBμV/m)	Limit-PK (dBμV/m)	Limit-QP (dBμV/m)	Limit-AV (dBμV/m)	Antenna	Verdict
54.274	26.60	N/A	N/A	N/A	40.00	N/A	Horizontal	PASS
75.636	29.92	N/A	N/A	N/A	40.00	N/A	Horizontal	PASS
189.239	22.20	N/A	N/A	N/A	43.50	N/A	Horizontal	PASS
494.124	24.51	N/A	N/A	N/A	46.00	N/A	Horizontal	PASS
697.057	27.89	N/A	N/A	N/A	46.00	N/A	Horizontal	PASS
8462.412	46.49	N/A	N/A	74.00	N/A	54.00	Horizontal	PASS

(Antenna Horizontal, 30MHz to 25GHz)



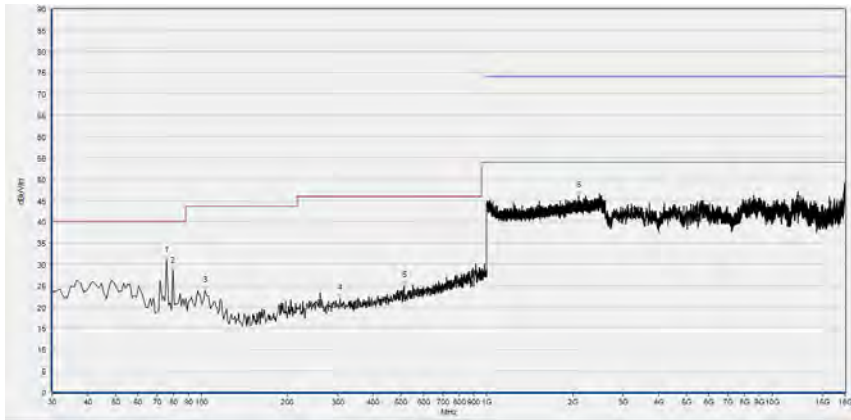
Fre. (MHz)	Pk (dBμV/m)	QP (dBμV/m)	AV (dBμV/m)	Limit-PK (dBμV/m)	Limit-QP (dBμV/m)	Limit-AV (dBμV/m)	Antenna	Verdict
54.274	27.04	N/A	N/A	N/A	40.00	N/A	Vertical	PASS
75.636	35.23	N/A	N/A	N/A	40.00	N/A	Vertical	PASS
173.704	22.94	N/A	N/A	N/A	43.50	N/A	Vertical	PASS
238.759	26.95	N/A	N/A	N/A	46.00	N/A	Vertical	PASS
480.531	26.42	N/A	N/A	N/A	46.00	N/A	Vertical	PASS
5782.276	46.66	N/A	N/A	68.23	N/A	54.00	Vertical	PASS

(Antenna Vertical, 30MHz to 25GHz)



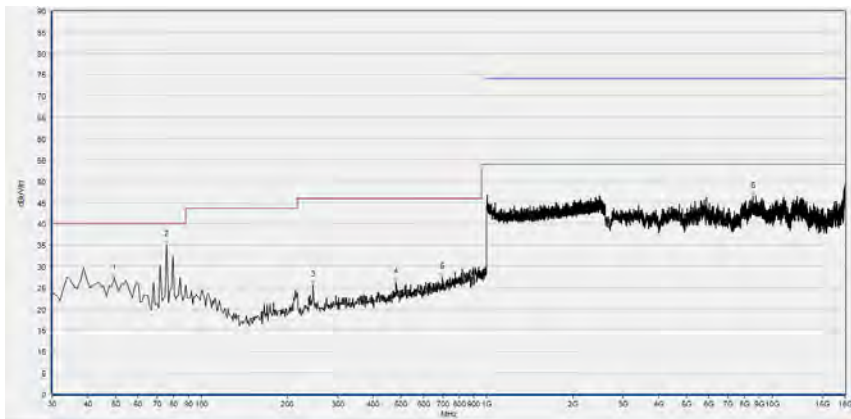
**802.11n (HT40) Test mode**

Plots for Channel = 38



Fre. (MHz)	Pk (dBμV/m)	QP (dBμV/m)	AV (dBμV/m)	Limit-PK (dBμV/m)	Limit-QP (dBμV/m)	Limit-AV (dBμV/m)	Antenna	Verdict
75.636	30.87	N/A	N/A	N/A	40.00	N/A	Horizontal	PASS
79.520	28.41	N/A	N/A	N/A	40.00	N/A	Horizontal	PASS
102.823	23.72	N/A	N/A	N/A	43.50	N/A	Horizontal	PASS
306.727	22.00	N/A	N/A	N/A	46.00	N/A	Horizontal	PASS
513.544	24.92	N/A	N/A	N/A	46.00	N/A	Horizontal	PASS
2093.698	46.09	N/A	N/A	68.23	N/A	54.00	Horizontal	PASS

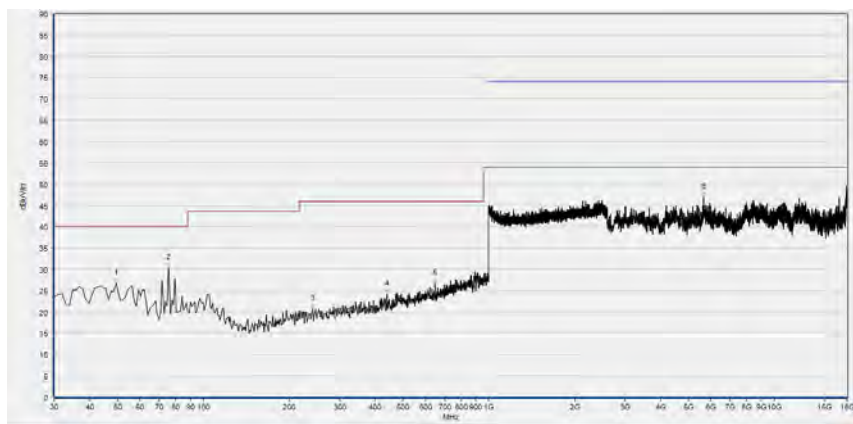
(Antenna Horizontal, 30MHz to 25GHz)



Fre. (MHz)	Pk (dBμV/m)	QP (dBμV/m)	AV (dBμV/m)	Limit-PK (dBμV/m)	Limit-QP (dBμV/m)	Limit-AV (dBμV/m)	Antenna	Verdict
49.419	27.19	N/A	N/A	N/A	40.00	N/A	Vertical	PASS
75.636	35.04	N/A	N/A	N/A	40.00	N/A	Vertical	PASS
246.527	25.62	N/A	N/A	N/A	46.00	N/A	Vertical	PASS
480.531	26.31	N/A	N/A	N/A	46.00	N/A	Vertical	PASS
698.028	27.44	N/A	N/A	N/A	46.00	N/A	Vertical	PASS
8554.831	46.49	N/A	N/A	68.23	N/A	54.00	Vertical	PASS

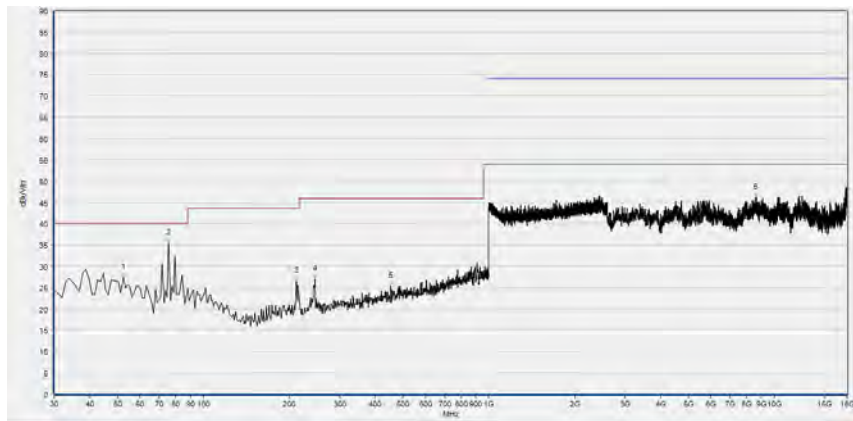
(Antenna Vertical, 30MHz to 25GHz)

Plot for Channel = 46



Fre. (MHz)	Pk (dBμV/m)	QP (dBμV/m)	AV (dBμV/m)	Limit-PK (dBμV/m)	Limit-QP (dBμV/m)	Limit-AV (dBμV/m)	Antenna	Verdict
49.419	26.60	N/A	N/A	N/A	40.00	N/A	Horizontal	PASS
75.636	30.29	N/A	N/A	N/A	40.00	N/A	Horizontal	PASS
241.672	20.60	N/A	N/A	N/A	46.00	N/A	Horizontal	PASS
439.750	24.19	N/A	N/A	N/A	46.00	N/A	Horizontal	PASS
648.509	26.58	N/A	N/A	N/A	46.00	N/A	Horizontal	PASS
5643.649	46.84	N/A	N/A	68.23	N/A	54.00	Horizontal	PASS

(Antenna Horizontal, 30MHz to 25GHz)



Fre. (MHz)	Pk (dBμV/m)	QP (dBμV/m)	AV (dBμV/m)	Limit-PK (dBμV/m)	Limit-QP (dBμV/m)	Limit-AV (dBμV/m)	Antenna	Verdict
52.332	27.29	N/A	N/A	N/A	40.00	N/A	Vertical	PASS
75.636	35.39	N/A	N/A	N/A	40.00	N/A	Vertical	PASS
211.572	26.48	N/A	N/A	N/A	43.50	N/A	Vertical	PASS
246.527	26.95	N/A	N/A	N/A	46.00	N/A	Vertical	PASS
453.343	25.26	N/A	N/A	N/A	46.00	N/A	Vertical	PASS
8588.718	46.01	N/A	N/A	68.23	N/A	54.00	Vertical	PASS

(Antenna Vertical, 30MHz to 25GHz)