



PHOTOS EXHIBIT

Report Number: R13274094-EP1

Applicant : Raspberry Pi Limited
Maurice Wilkes Building
St. Johns Innovation Park, Crowley Road
Cambridge, CB4 0DS
United Kingdom

Model : Pi Zero 2

FCC ID : 2ABCB-RPIZ2

IC : 20953-RPIZ2

EUT Description : Radio Module

Test Standard(s) : FCC 47 CFR PART 15 SUBPART C
ISED RSS-247 ISSUE 2
ISED RSS-GEN ISSUE 5+A1

Date Of Issue:

2021-03-26


Prepared by:

UL LLC

12 Laboratory Dr.

Research Triangle Park, NC 27709 U.S.A.

TEL: (919) 549-1400



NVLAP Lab code: 200246-0

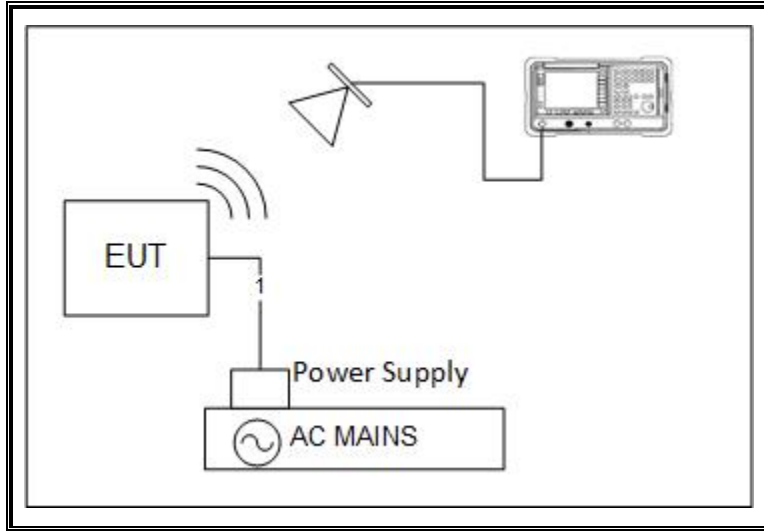
REPORT REVISION HISTORY

Rev.	Issue Date	Revisions	Revised By
V1	2021-03-26	Initial Issue	Haley Ackun

TABLE OF CONTENTS

REPORT REVISION HISTORY	2
TABLE OF CONTENTS	3
1. SETUP DIAGRAM.....	4
2. SETUP PHOTOS.....	5
END OF PHOTOS EXHIBIT	11


1. SETUP DIAGRAM




Note: conducted setup is the same with the exception being the antenna port is connected directly to spectrum analyzer.


2. SETUP PHOTOS


CONDUCTED RF MEASUREMENT SETUP






RADIATED RF MEASUREMENT SETUP












AC LINE CONDUCTED SETUP



END OF PHOTOS EXHIBIT