

Test Setup Photographs for the Raspberry Pi 5

1. Radiated Emissions
 - 1.1 Configuration 1: 9 kHz to 30 MHz




Photo 1




Photo 2

1.2 Configuration 2: 30 MHz to 1 GHz




Photo 1



Photo 2

1.3 Configuration 3: Above 1 GHz




Photo 1




Photo 2

2. AC Conducted Emissions




Photo 1



Photo 2

3. Conducted Tests
3.1 Transmitter Tests




Photo 1



Photo 2

3.2 DFS Tests




Photo 1




Photo 2