

1. Duty Cycle

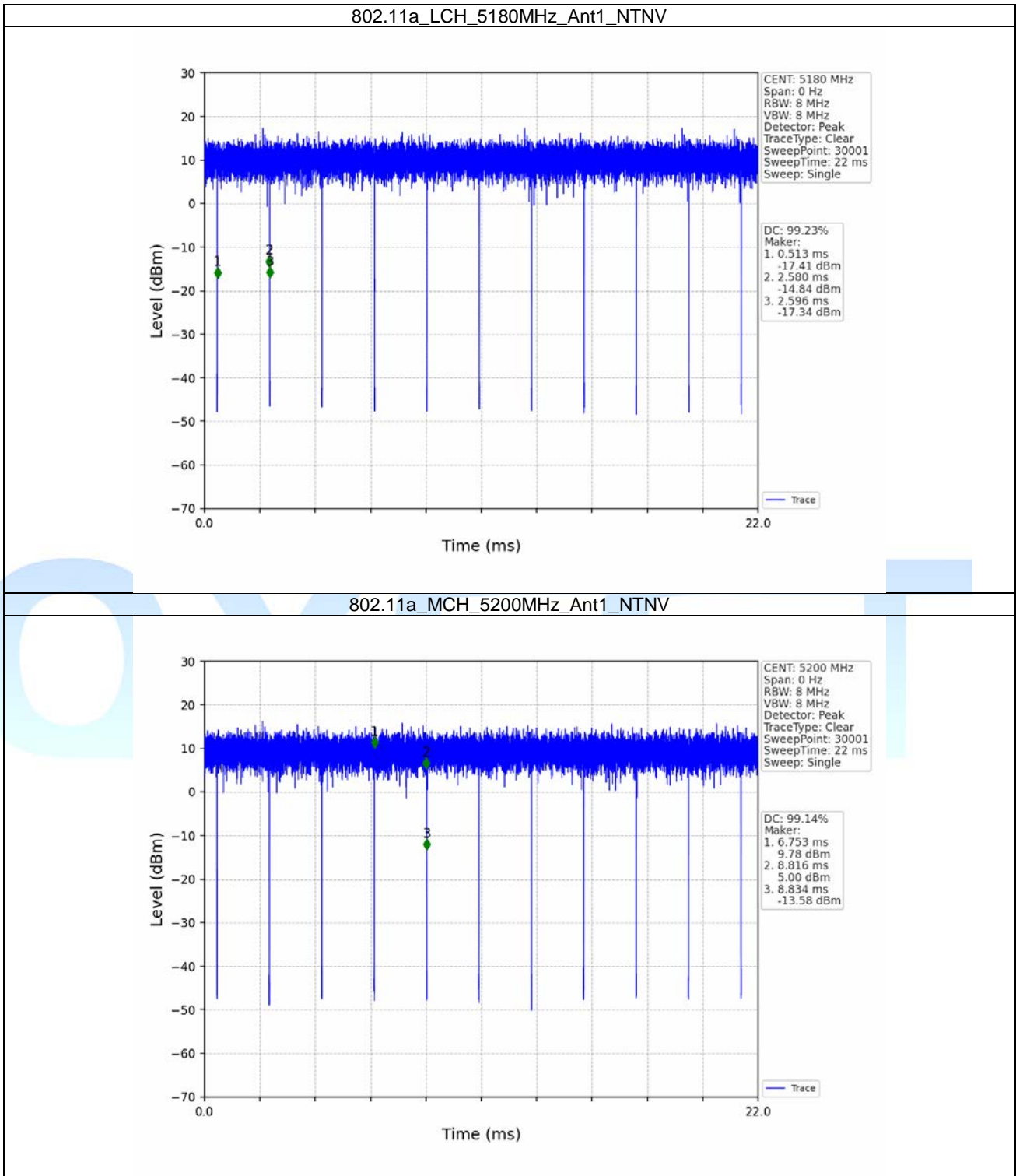
1.1 Test Result

1.1.1 Ant1

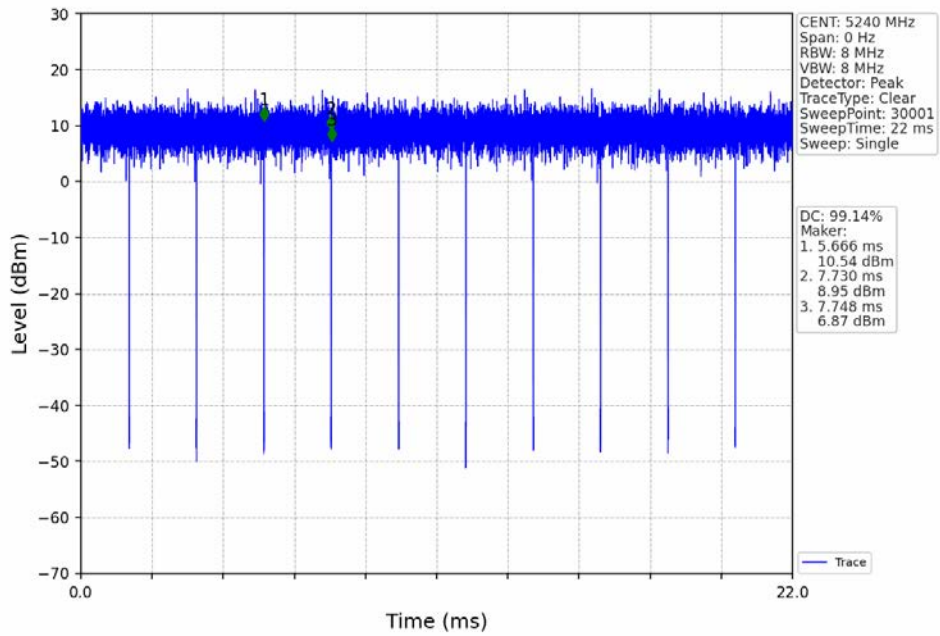
Ant1									
Mode	TX Type	Frequency (MHz)	RU	RU Pos	T_on (ms)	Period (ms)	Duty Cycle (%)	Duty Cycle Correction Factor (dB)	Max. DC Variation (%)
802.11a	SISO	5180	/	/	2.067	2.083	99.23	0.03	0.04
		5200	/	/	2.063	2.081	99.14	0.04	0.00
		5240	/	/	2.064	2.082	99.14	0.04	0.04
802.11n (HT20)	SISO	5180	/	/	1.920	1.939	99.02	0.04	0.03
		5200	/	/	1.920	1.939	99.02	0.04	0.00
		5240	/	/	1.922	1.939	99.12	0.04	0.03
802.11n (HT40)	SISO	5190	/	/	1.538	1.555	98.91	0.05	0.07
		5230	/	/	1.539	1.555	98.97	0.04	0.03
802.11ac (VHT20)	SISO	5180	/	/	1.316	1.415	93.00	0.32	0.03
		5200	/	/	1.318	1.414	93.21	0.31	0.03
		5240	/	/	1.318	1.415	93.14	0.31	0.00
802.11ac (VHT40)	SISO	5190	/	/	1.544	1.563	98.78	0.05	0.03
		5230	/	/	1.547	1.564	98.91	0.05	0.03
802.11ac (VHT80)	SISO	5210	/	/	2.242	2.259	99.25	0.03	0.04
802.11ax (HEW20)	SISO	5180	RU242	Left	3.814	3.832	99.53	0.02	0.03
		5200	RU242	Left	3.814	3.832	99.53	0.02	0.03
		5240	RU242	Left	3.815	3.832	99.56	0.02	0.03
802.11ax (HEW40)	SISO	5190	RU484	Left	1.241	1.267	97.95	0.09	0.00
		5230	RU484	Left	1.241	1.267	97.95	0.09	0.03
802.11ax (HEW80)	SISO	5210	RU996	Left	0.168	0.187	89.84	0.47	0.11

1.2 Test Graph

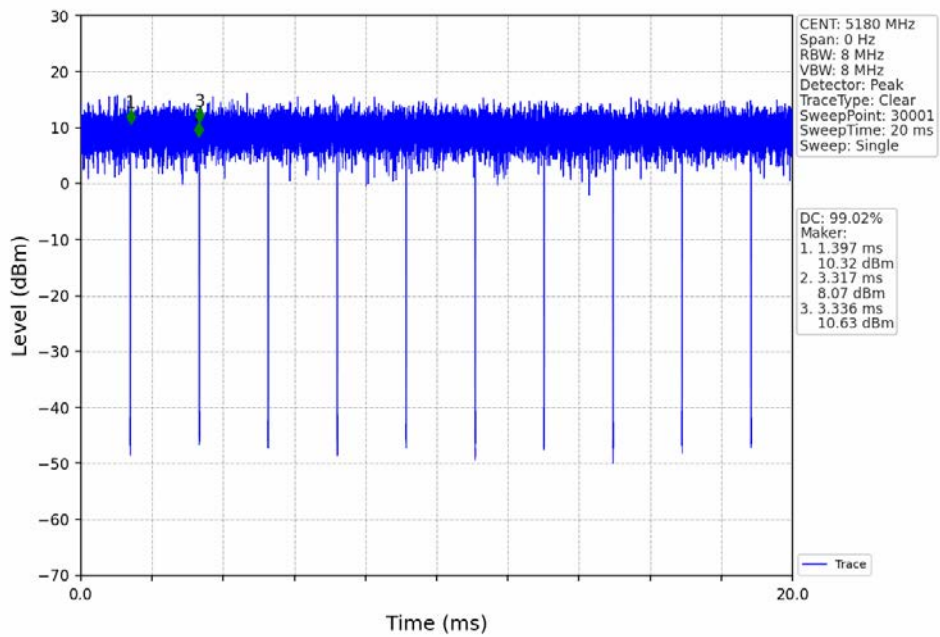
1.2.1 Ant1



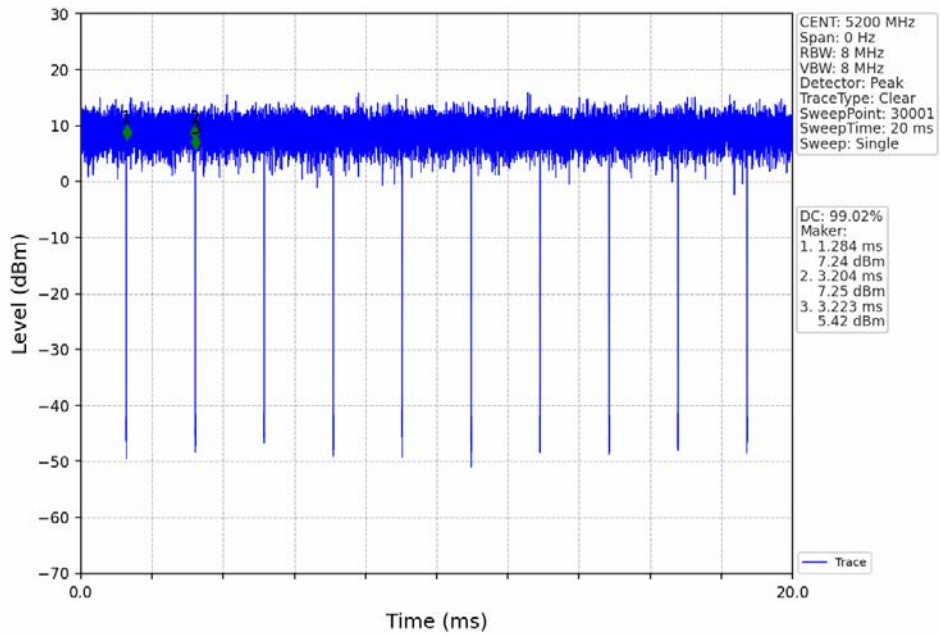
802.11a_HCH_5240MHz_Ant1_NTNV



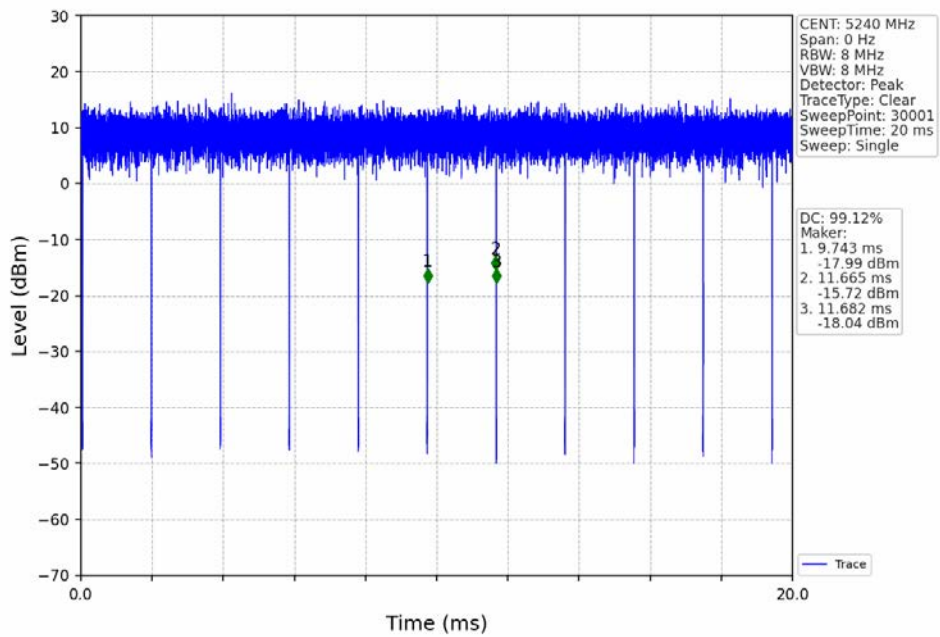
802.11n(HT20)_LCH_5180MHz_Ant1_NTNV



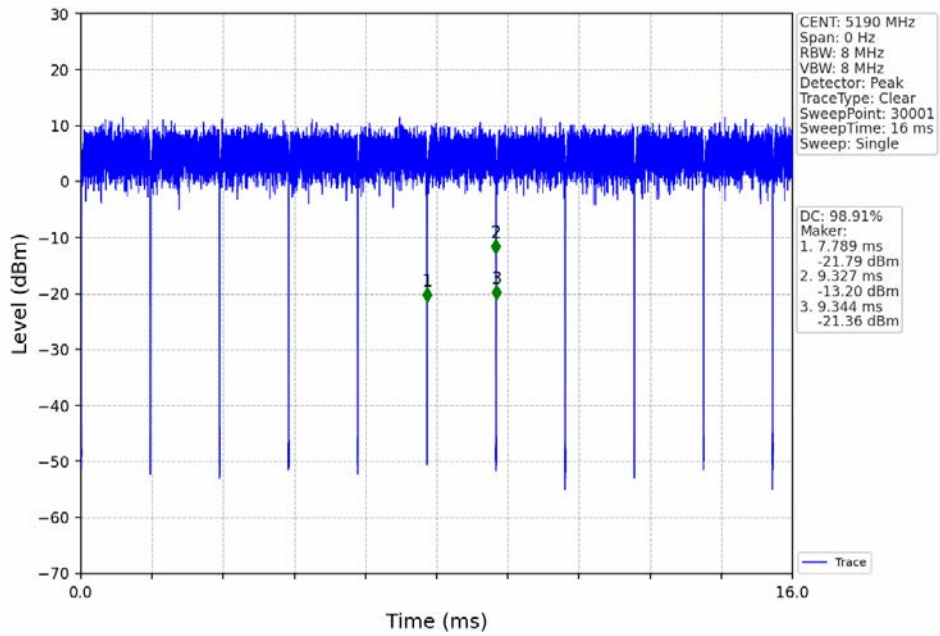
802.11n(HT20)_MCH_5200MHz_Ant1_NTNV



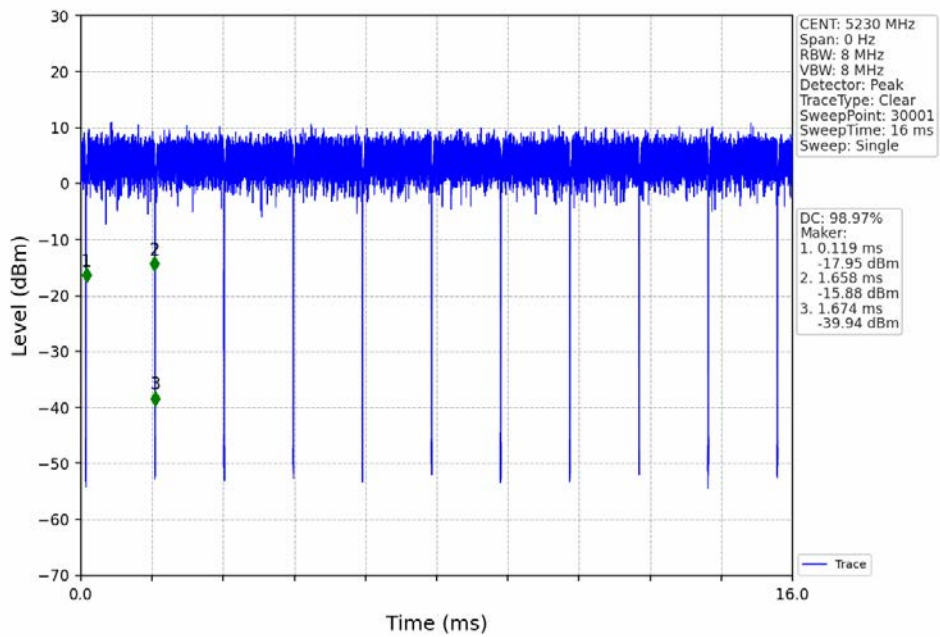
802.11n(HT20)_HCH_5240MHz_Ant1_NTNV



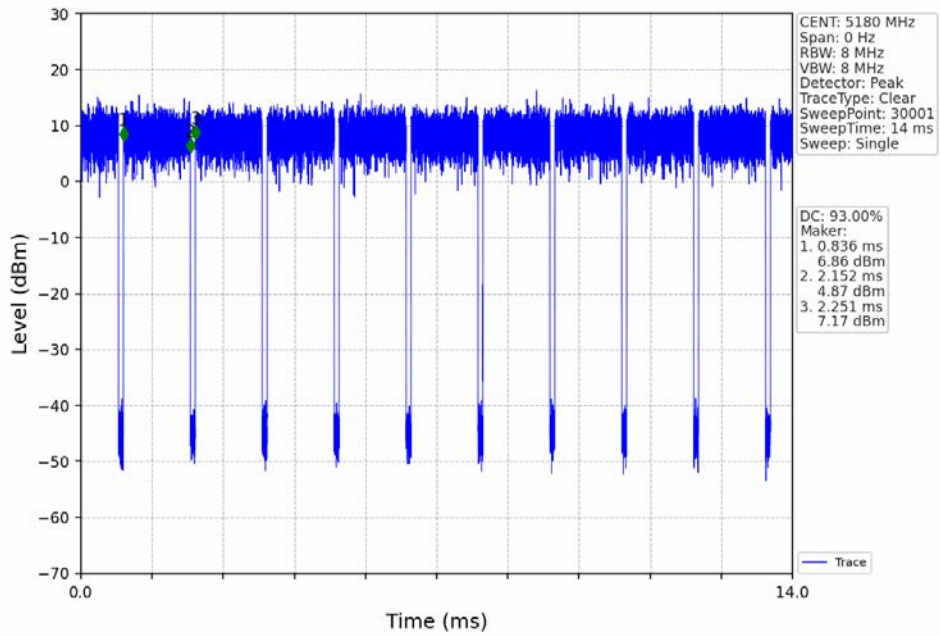
802.11n(HT40)_LCH_5190MHz_Ant1_NTNV



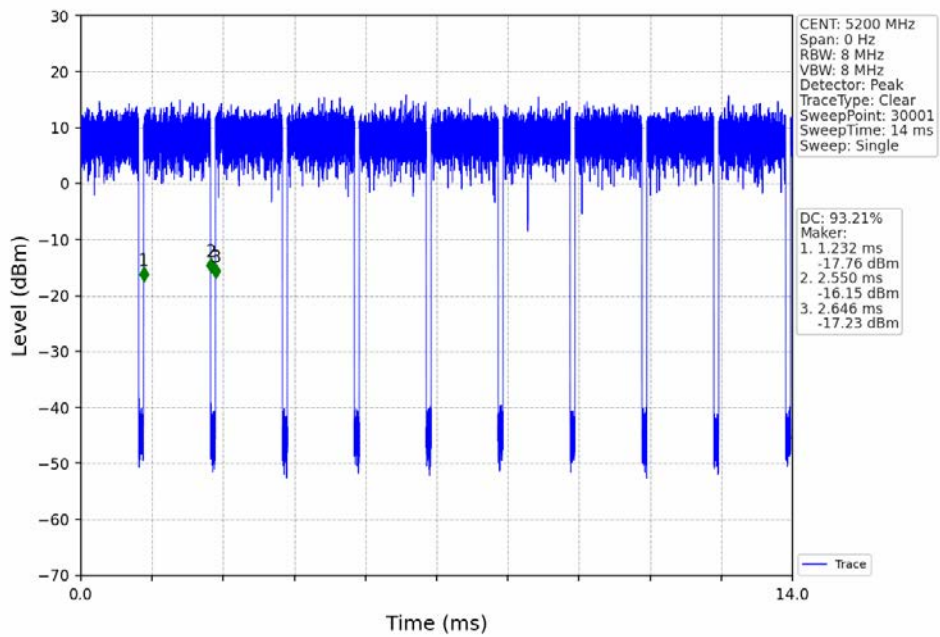
802.11n(HT40)_HCH_5230MHz_Ant1_NTNV



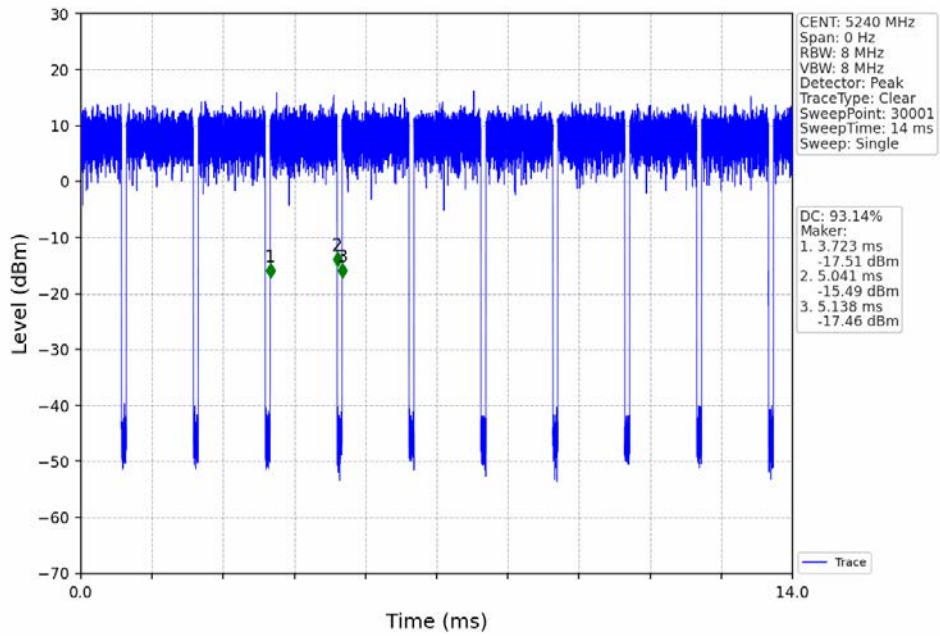
802.11ac(VHT20)_LCH_5180MHz_Ant1_NTNV



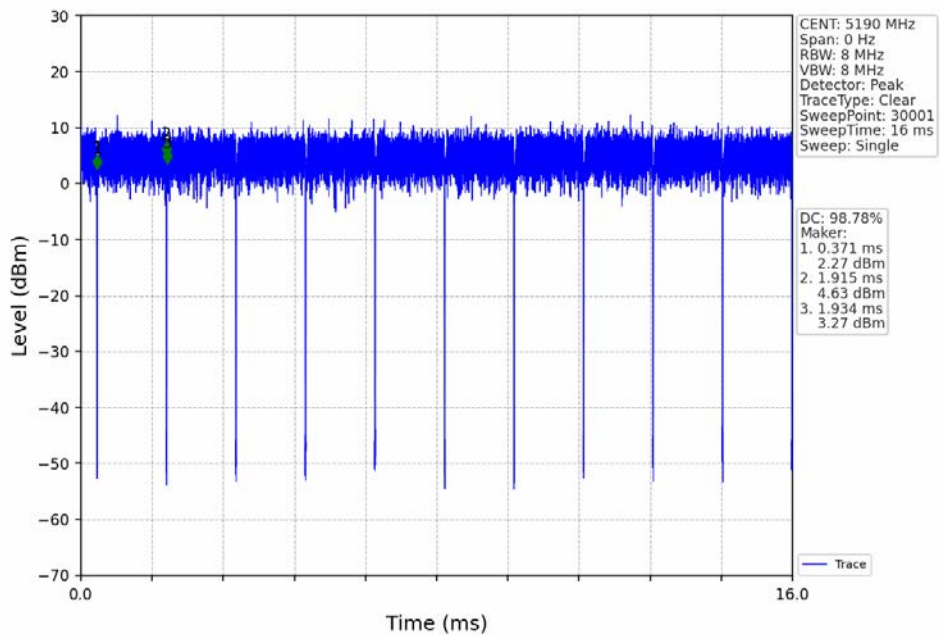
802.11ac(VHT20)_MCH_5200MHz_Ant1_NTNV



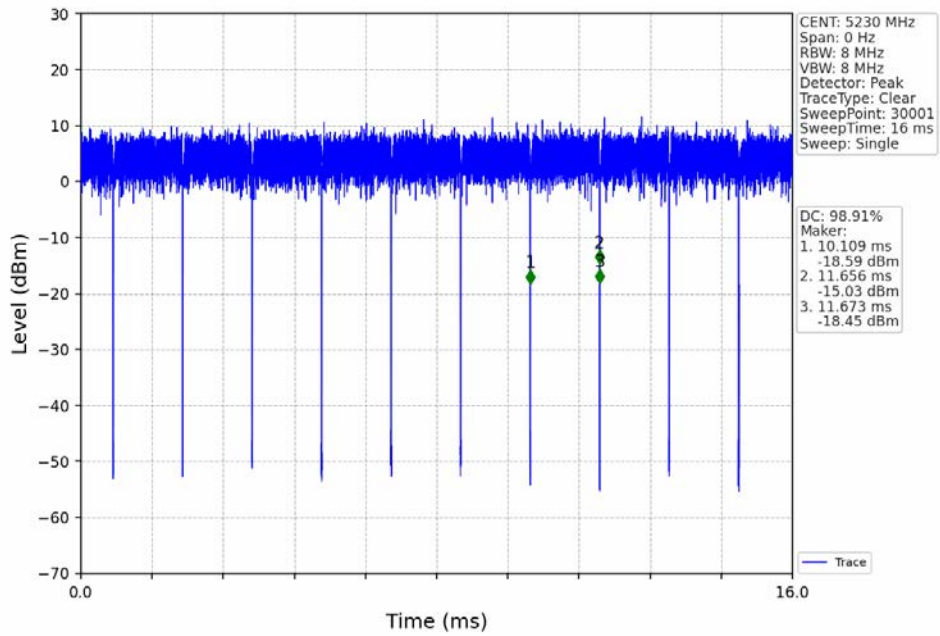
802.11ac(VHT20)_HCH_5240MHz_Ant1_NTNV



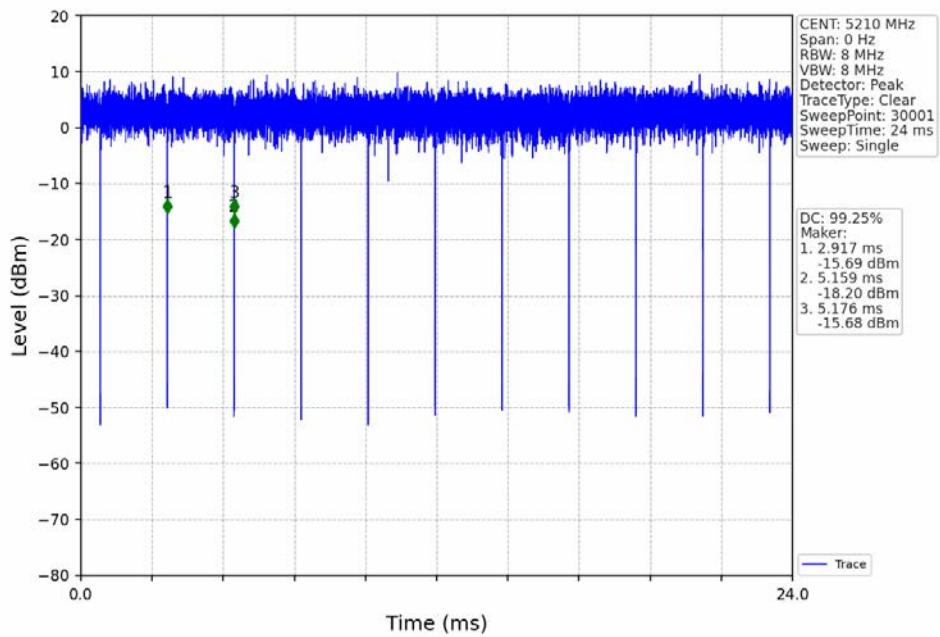
802.11ac(VHT40)_LCH_5190MHz_Ant1_NTNV



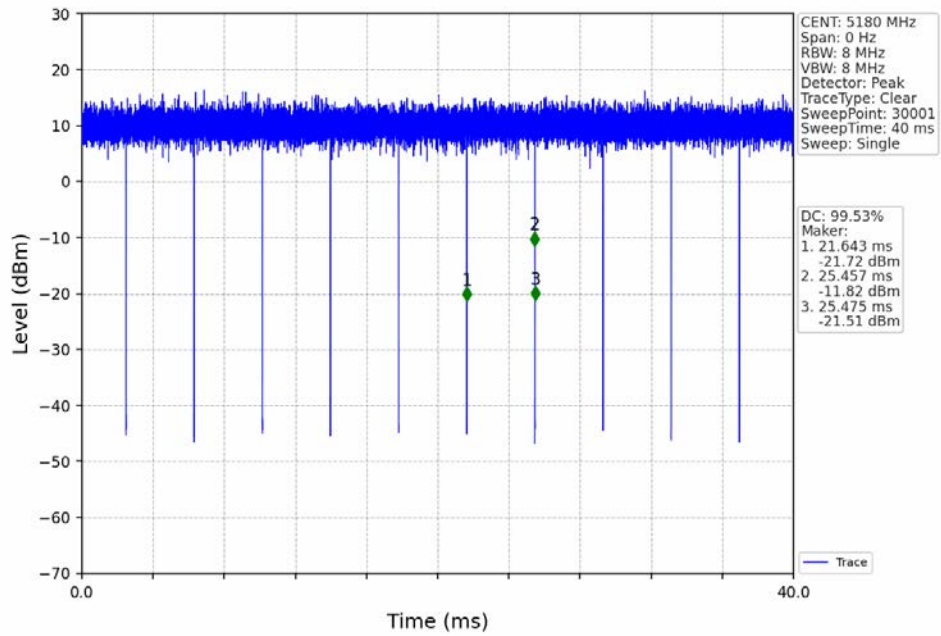
802.11ac(VHT40)_HCH_5230MHz_Ant1_NTNV



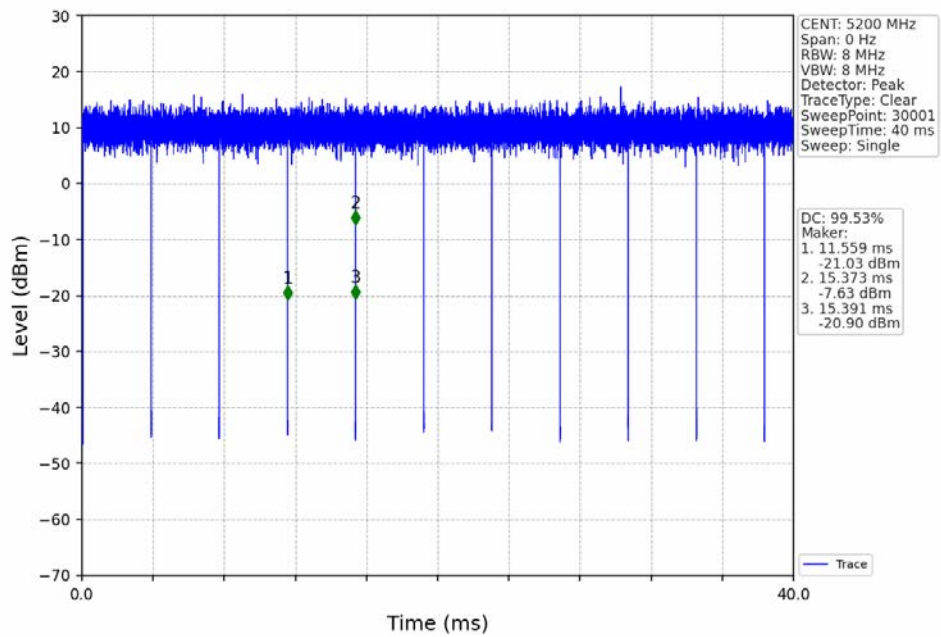
802.11ac(VHT80)_MCH_5210MHz_Ant1_NTNV



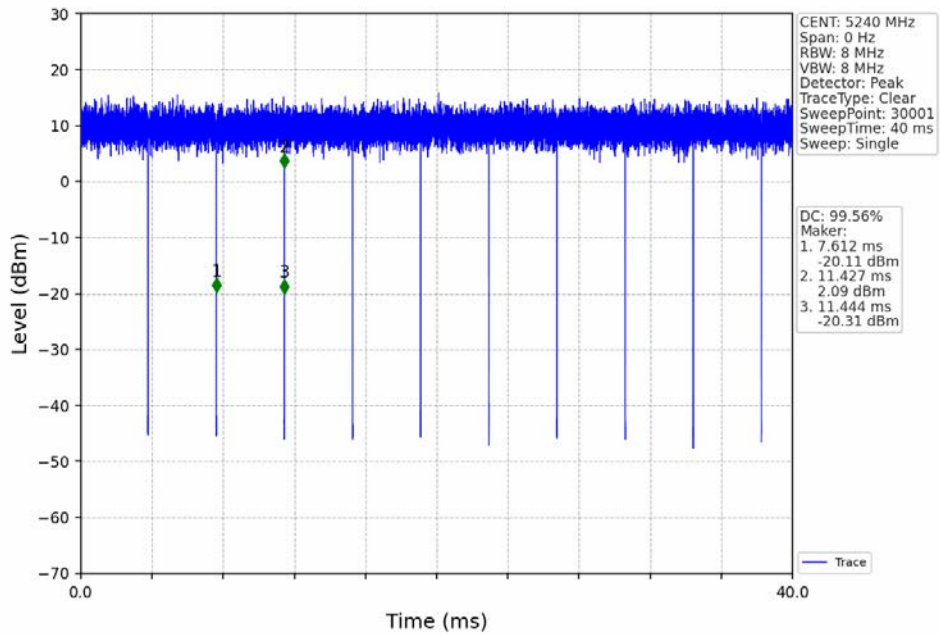
802.11ax(HEW20)_LCH_5180MHz_RU242_Left_Ant1_NTNV



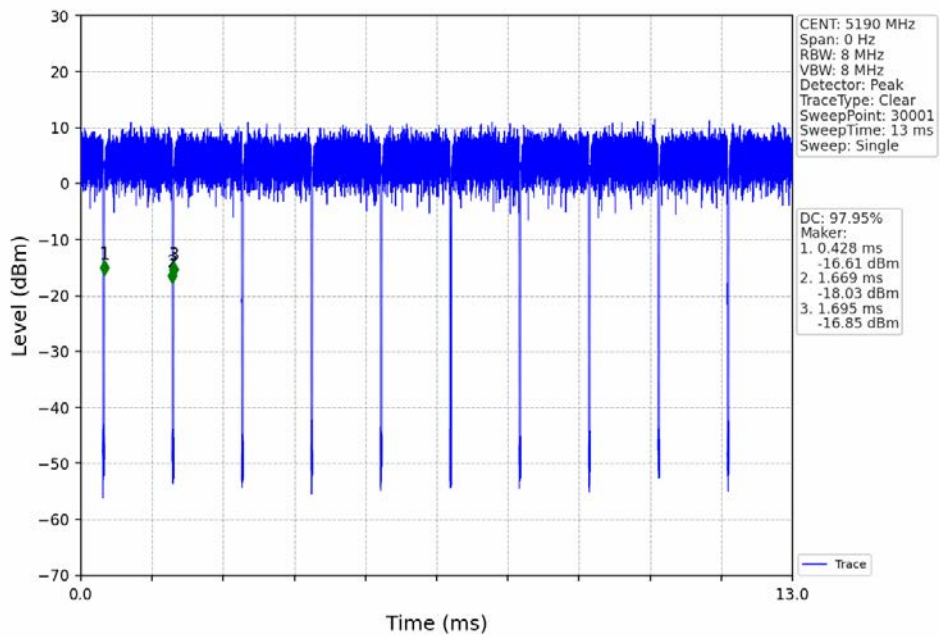
802.11ax(HEW20)_MCH_5200MHz_RU242_Left_Ant1_NTNV



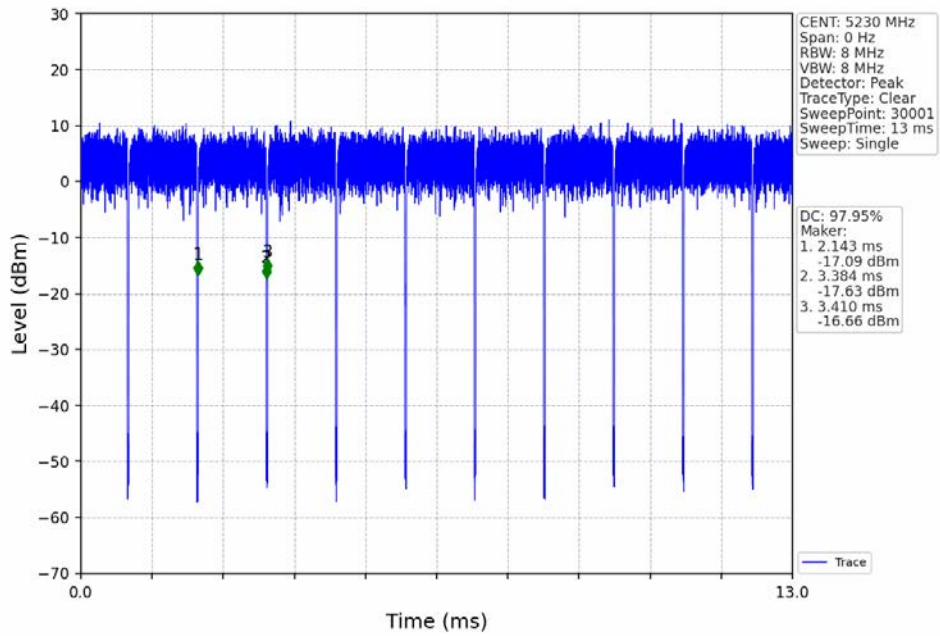
802.11ax(HEW20)_HCH_5240MHz_RU242_Left_Ant1_NTNV



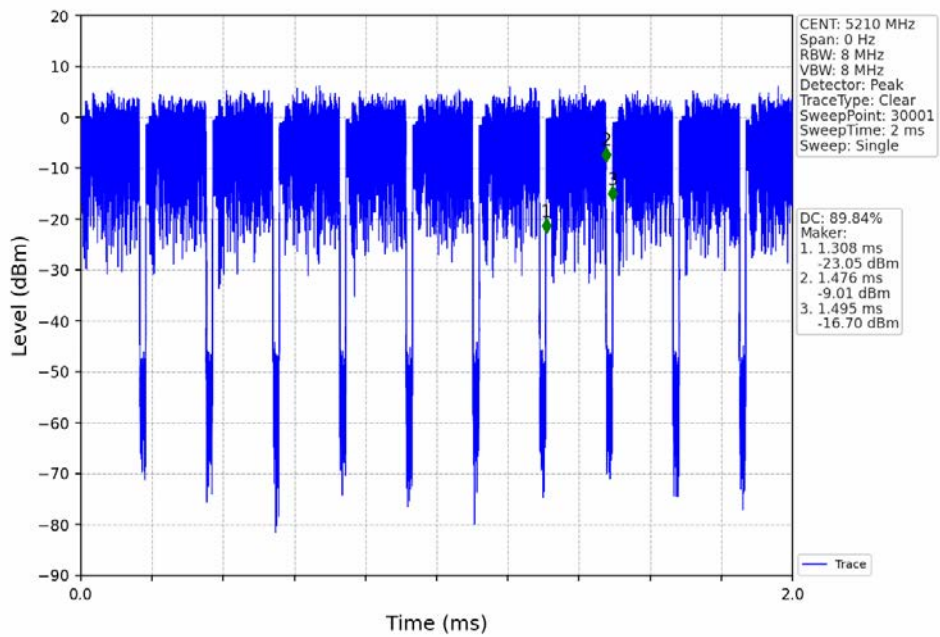
802.11ax(HEW40)_LCH_5190MHz_RU484_Left_Ant1_NTNV



802.11ax(HEW40)_HCH_5230MHz_RU484_Left_Ant1_NTNV



802.11ax(HEW80)_MCH_5210MHz_RU996_Left_Ant1_NTNV



2. Bandwidth

2.1 Test Result

2.1.1 OBW


Mode	TX Type	Frequency (MHz)	RU	RU Pos	ANT	99% Occupied Bandwidth (MHz)		Verdict
						Result	Limit	
802.11a	SISO	5180	/	/	1	17.299	/	Pass
		5200	/	/	1	17.089	/	Pass
		5240	/	/	1	17.139	/	Pass
802.11n (HT20)	SISO	5180	/	/	1	18.056	/	Pass
		5200	/	/	1	18.000	/	Pass
		5240	/	/	1	18.015	/	Pass
802.11n (HT40)	SISO	5190	/	/	1	36.302	/	Pass
		5230	/	/	1	36.136	/	Pass
802.11ac (VHT20)	SISO	5180	/	/	1	18.037	/	Pass
		5200	/	/	1	18.027	/	Pass
		5240	/	/	1	18.039	/	Pass
802.11ac (VHT40)	SISO	5190	/	/	1	36.255	/	Pass
		5230	/	/	1	36.158	/	Pass
802.11ac (VHT80)	SISO	5210	/	/	1	75.230	/	Pass
802.11ax (HEW20)	SISO	5180	RU242	Left	1	19.116	/	Pass
		5200	RU242	Left	1	19.108	/	Pass
		5240	RU242	Left	1	19.156	/	Pass
802.11ax (HEW40)	SISO	5190	RU484	Left	1	37.919	/	Pass
		5230	RU484	Left	1	37.898	/	Pass
802.11ax (HEW80)	SISO	5210	RU996	Left	1	77.650	/	Pass

2.1.2 26dB BW

Mode	TX Type	Frequency (MHz)	RU	RU Pos	ANT	26dB Bandwidth (MHz)		Verdict
						Result	Limit	
802.11a	SISO	5180	/	/	1	20.566	/	Pass
		5200	/	/	1	20.685	/	Pass
		5240	/	/	1	20.704	/	Pass
802.11n (HT20)	SISO	5180	/	/	1	20.966	/	Pass
		5200	/	/	1	20.894	/	Pass
		5240	/	/	1	20.876	/	Pass
802.11n (HT40)	SISO	5190	/	/	1	38.781	/	Pass
		5230	/	/	1	38.797	/	Pass
802.11ac (VHT20)	SISO	5180	/	/	1	20.823	/	Pass
		5200	/	/	1	20.722	/	Pass
		5240	/	/	1	20.849	/	Pass
802.11ac (VHT40)	SISO	5190	/	/	1	39.126	/	Pass
		5230	/	/	1	38.862	/	Pass
802.11ac (VHT80)	SISO	5210	/	/	1	79.862	/	Pass
802.11ax (HEW20)	SISO	5180	RU242	Left	1	21.173	/	Pass
		5200	RU242	Left	1	21.018	/	Pass
		5240	RU242	Left	1	21.171	/	Pass
802.11ax (HEW40)	SISO	5190	RU484	Left	1	40.026	/	Pass
		5230	RU484	Left	1	40.030	/	Pass
802.11ax	SISO	5210	RU996	Left	1	81.704	/	Pass

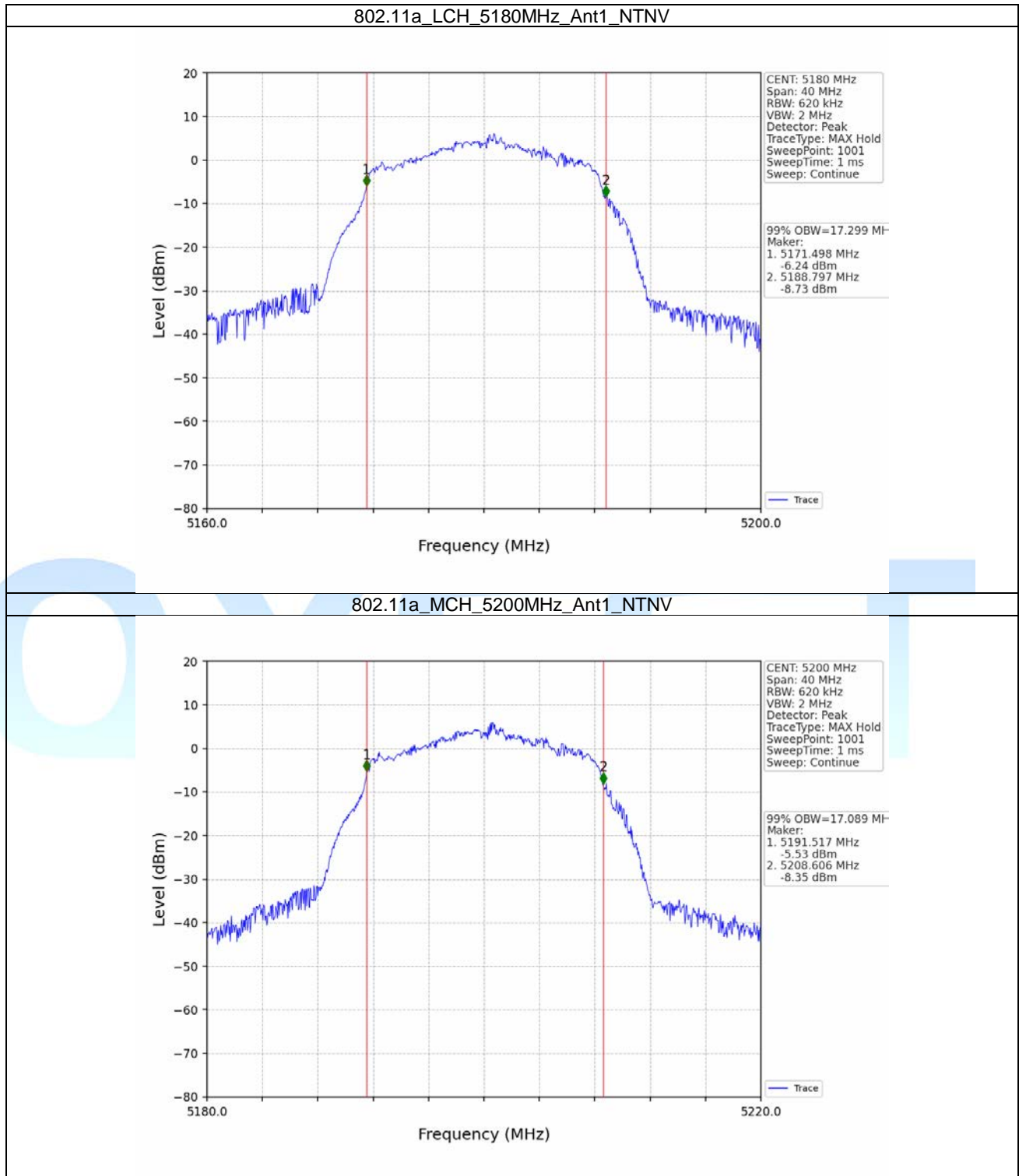


(HEW80)									
---------	--	--	--	--	--	--	--	--	--

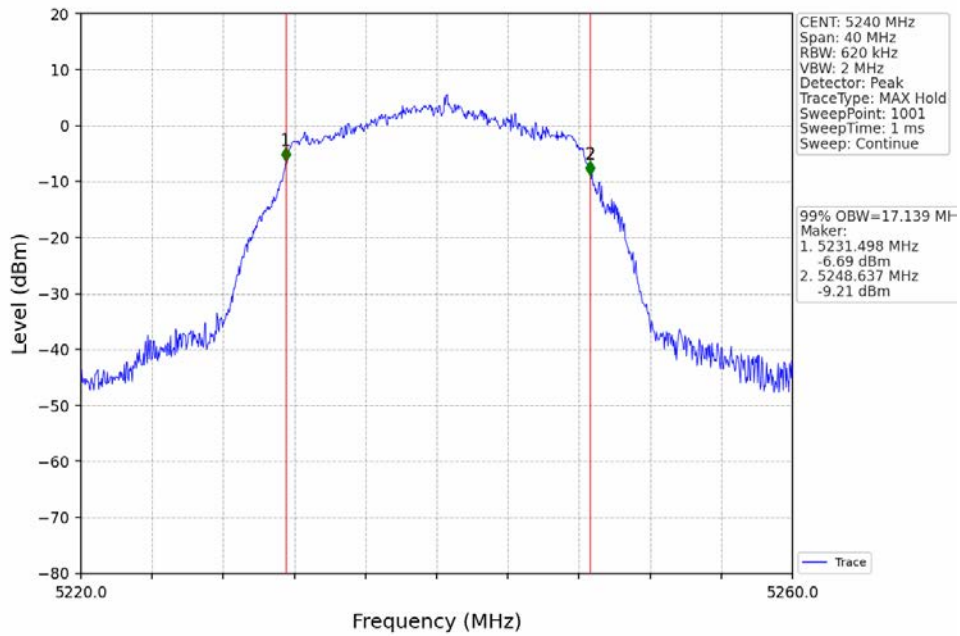


2.2 Test Graph

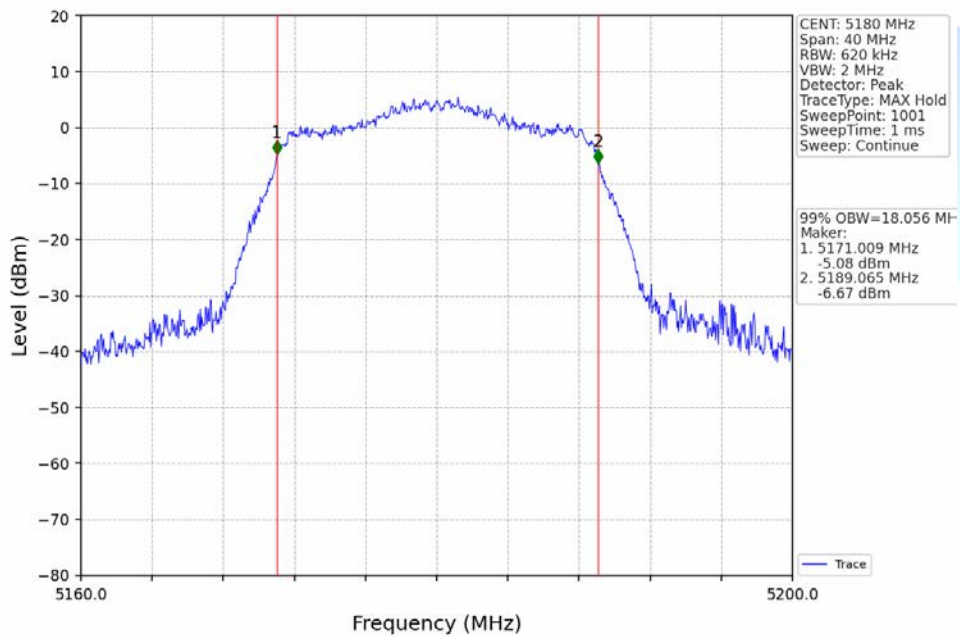
2.2.1 OBW



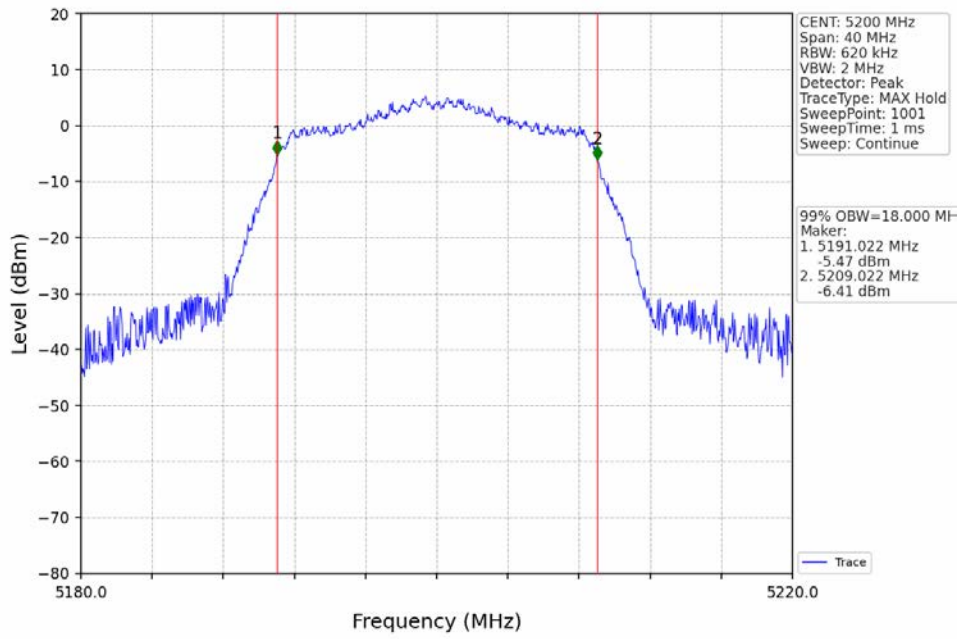
802.11a_HCH_5240MHz_Ant1_NTNV



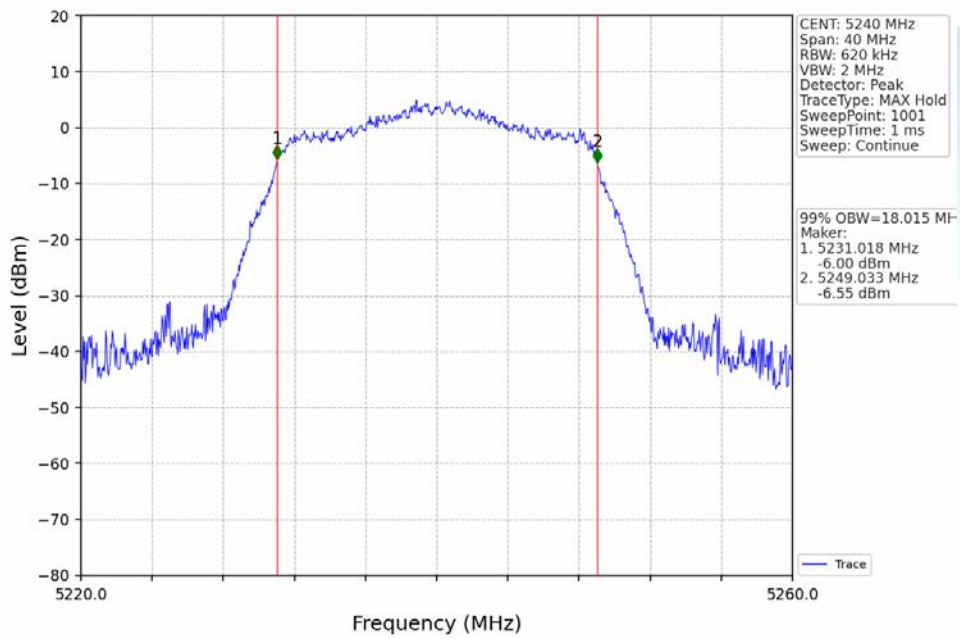
802.11n(HT20)_LCH_5180MHz_Ant1_NTNV



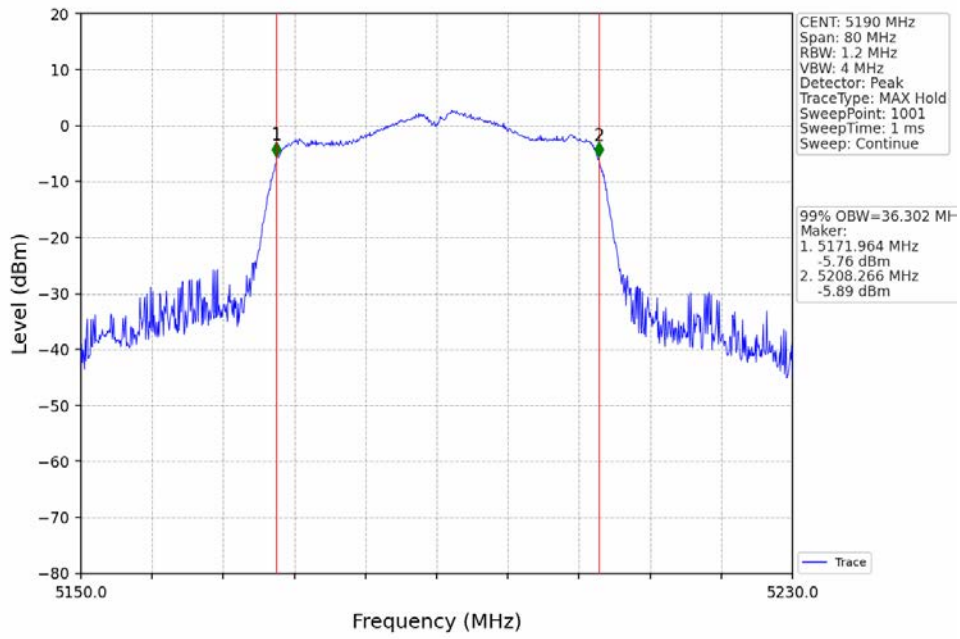
802.11n(HT20)_MCH_5200MHz_Ant1_NTNV



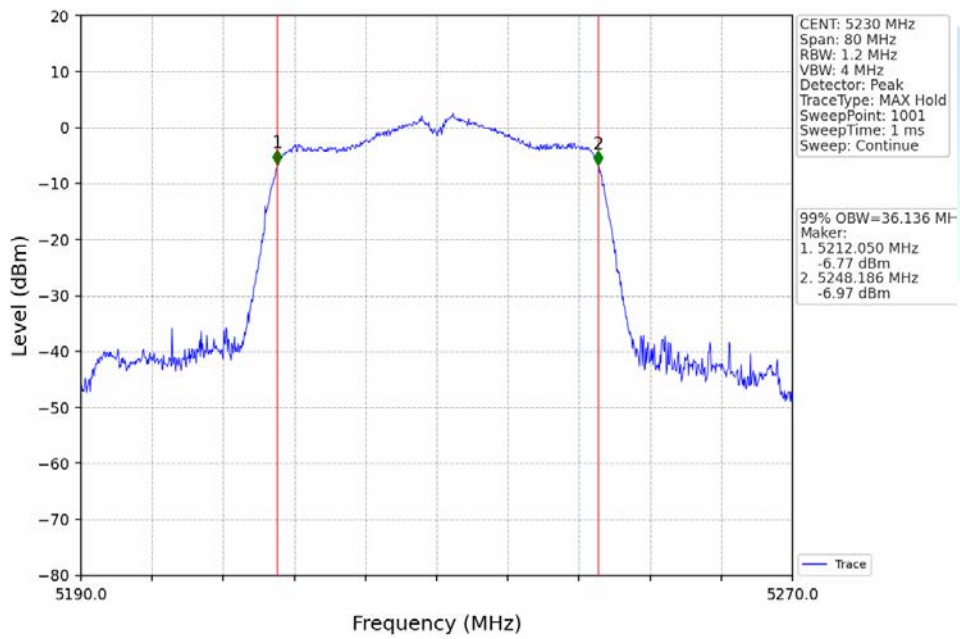
802.11n(HT20)_HCH_5240MHz_Ant1_NTNV



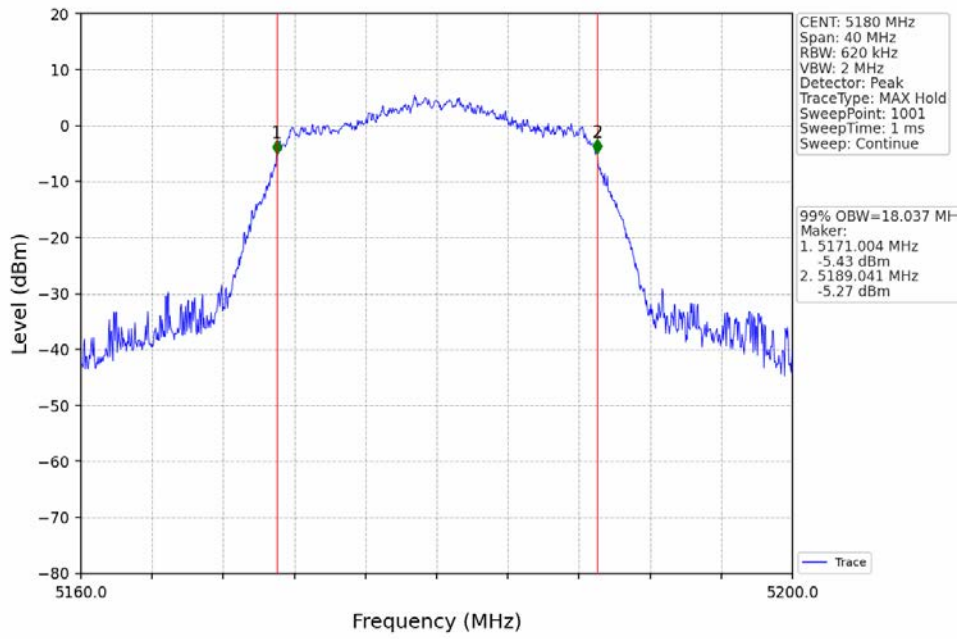
802.11n(HT40)_LCH_5190MHz_Ant1_NTNV



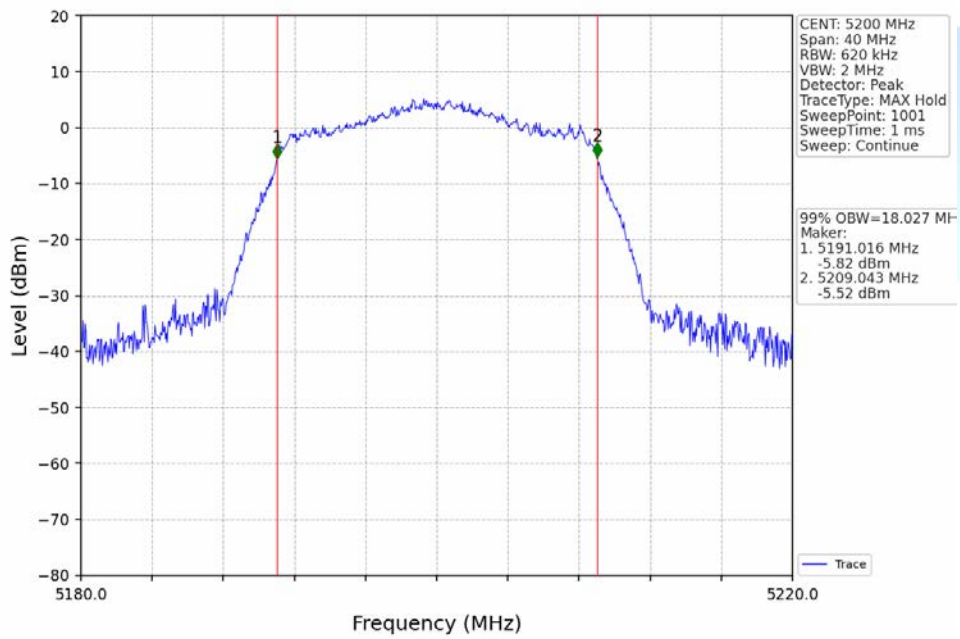
802.11n(HT40)_HCH_5230MHz_Ant1_NTNV



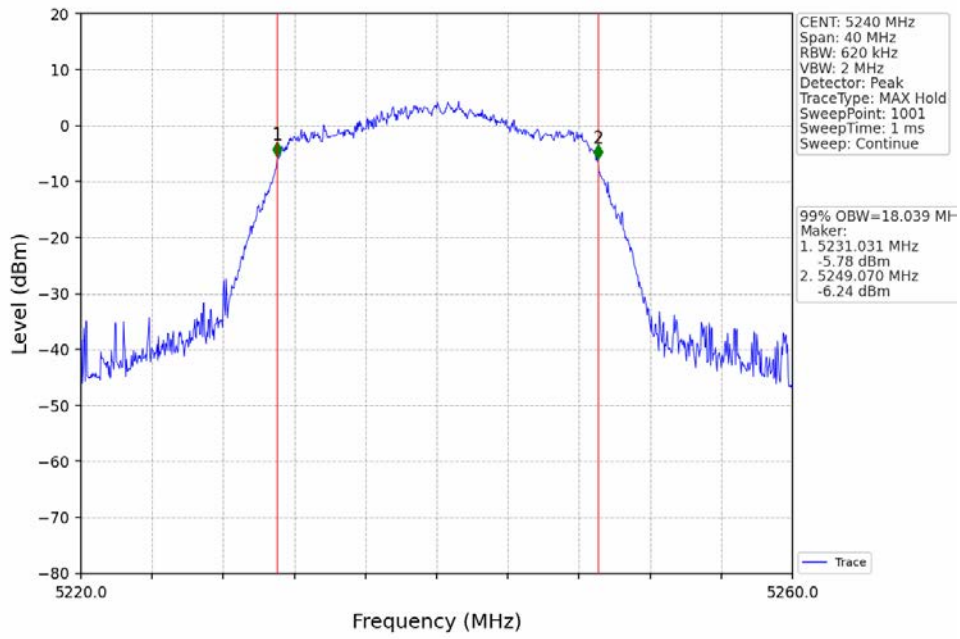
802.11ac(VHT20)_LCH_5180MHz_Ant1_NTNV



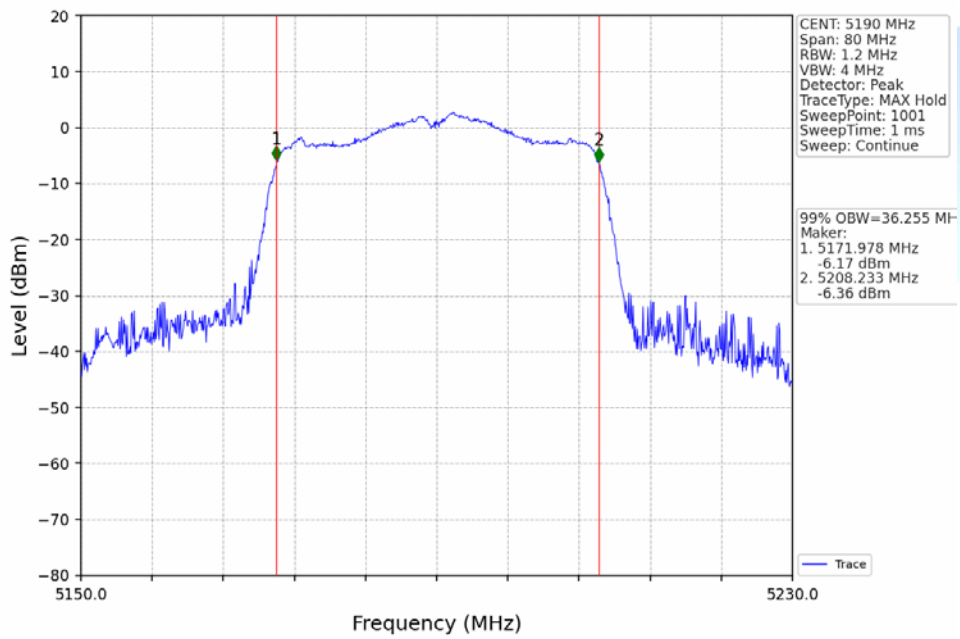
802.11ac(VHT20)_MCH_5200MHz_Ant1_NTNV



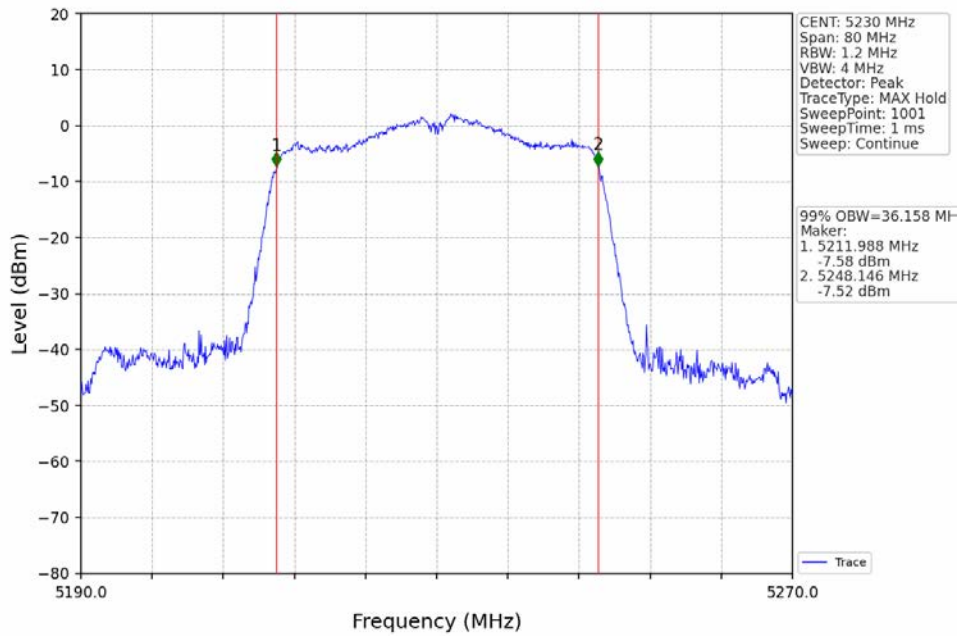
802.11ac(VHT20)_HCH_5240MHz_Ant1_NTNV



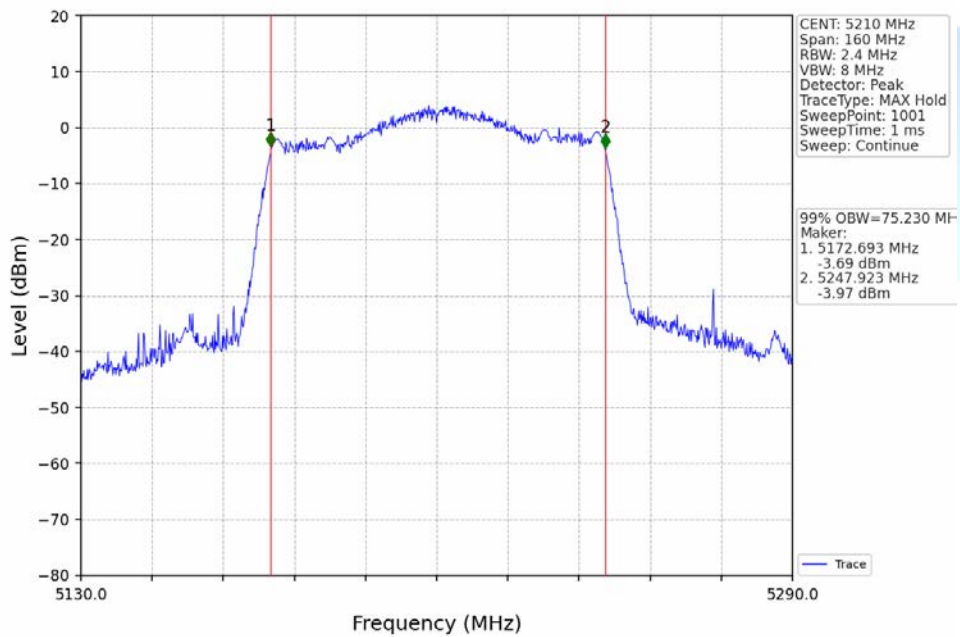
802.11ac(VHT40)_LCH_5190MHz_Ant1_NTNV



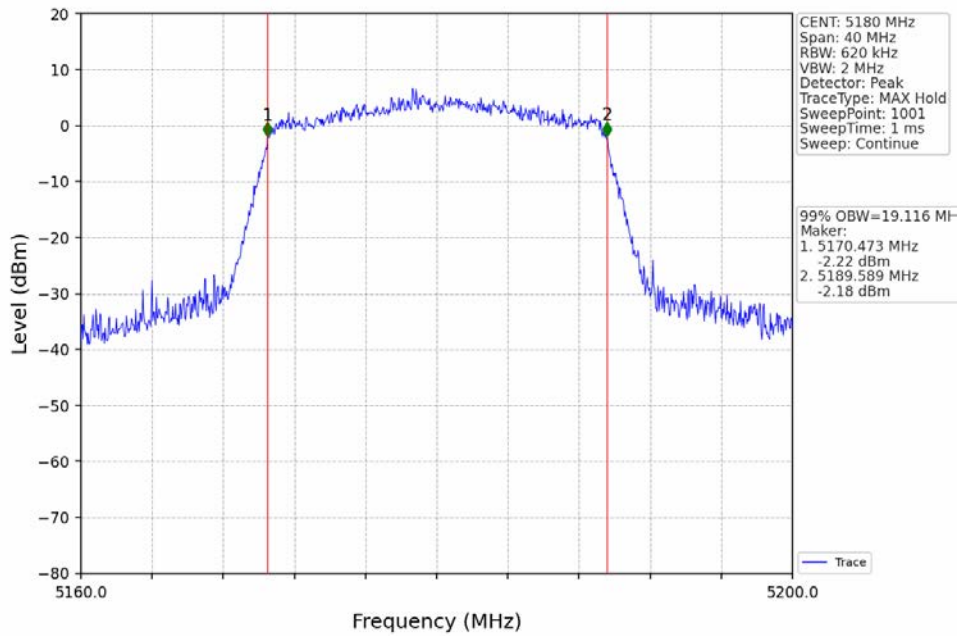
802.11ac(VHT40)_HCH_5230MHz_Ant1_NTNV



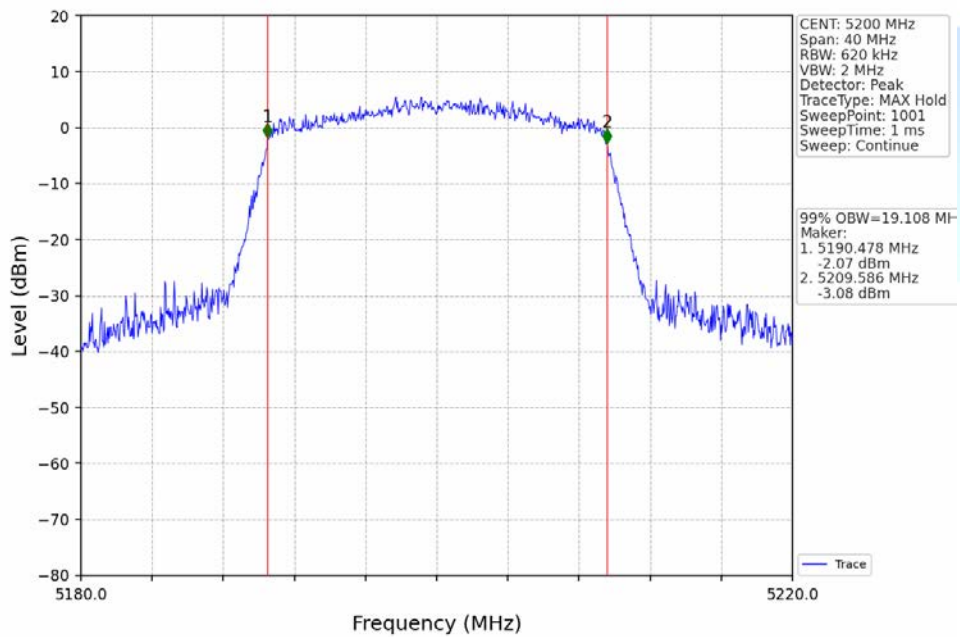
802.11ac(VHT80)_MCH_5210MHz_Ant1_NTNV



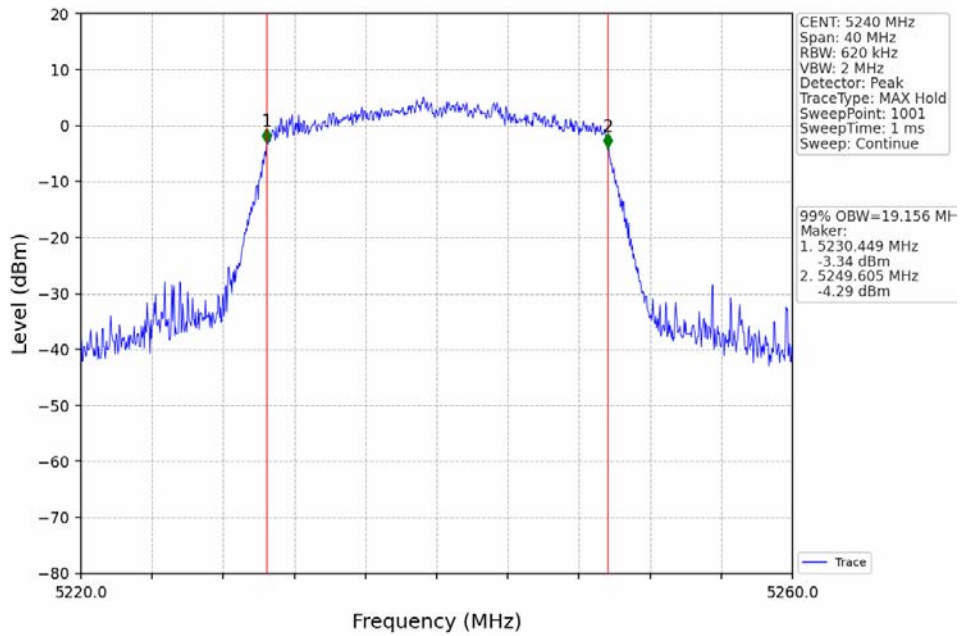
802.11ax(HEW20)_LCH_5180MHz_RU242_Left_Ant1_NTNV



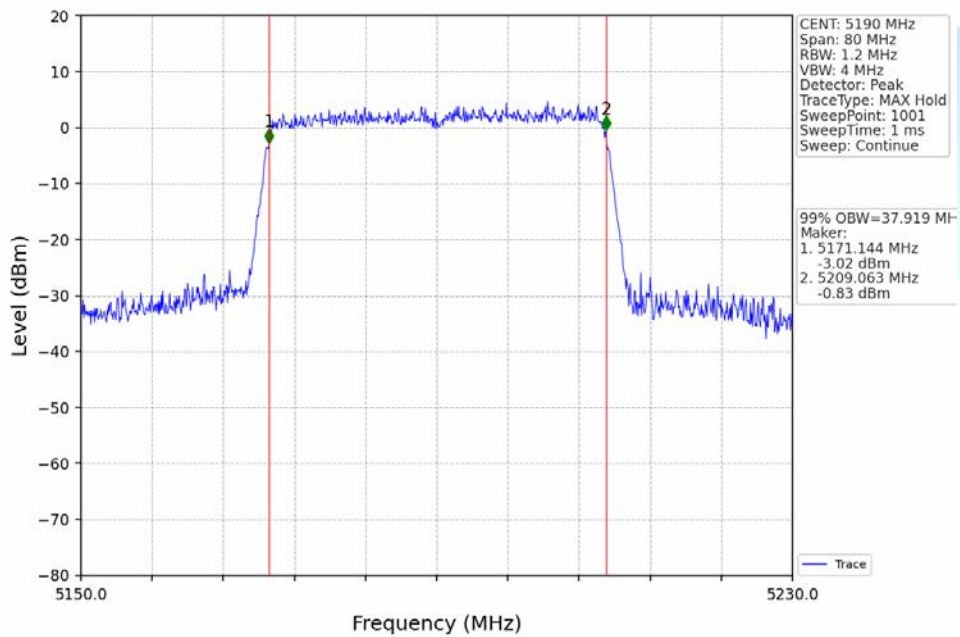
802.11ax(HEW20)_MCH_5200MHz_RU242_Left_Ant1_NTNV



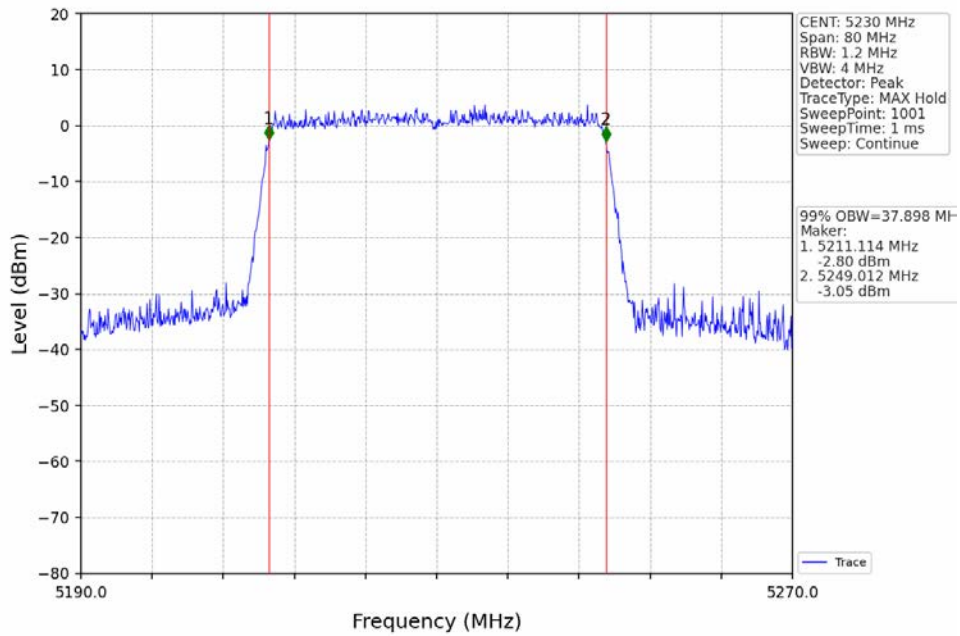
802.11ax(HEW20)_HCH_5240MHz_RU242_Left_Ant1_NTNV



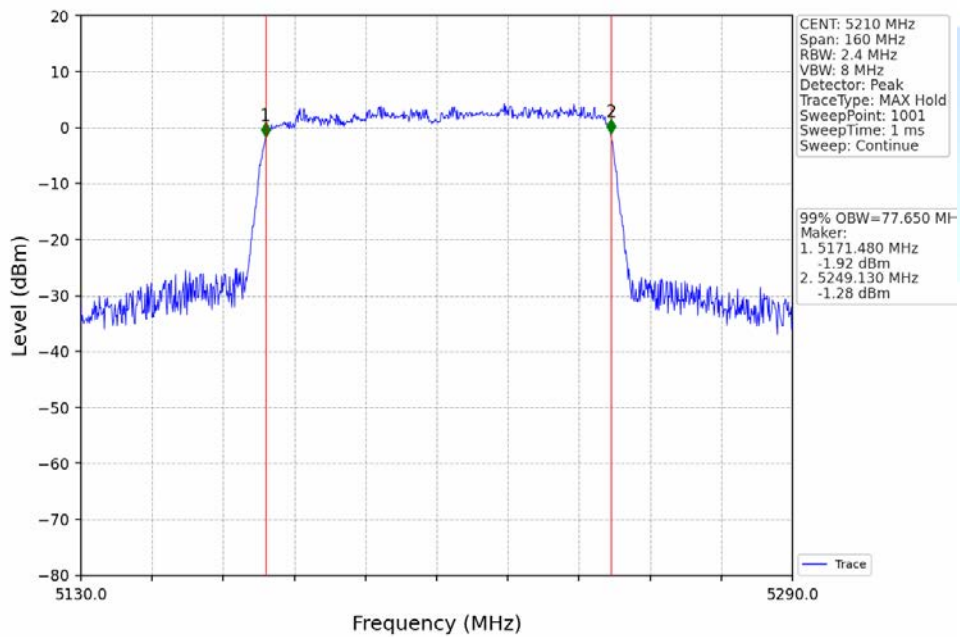
802.11ax(HEW40)_LCH_5190MHz_RU484_Left_Ant1_NTNV



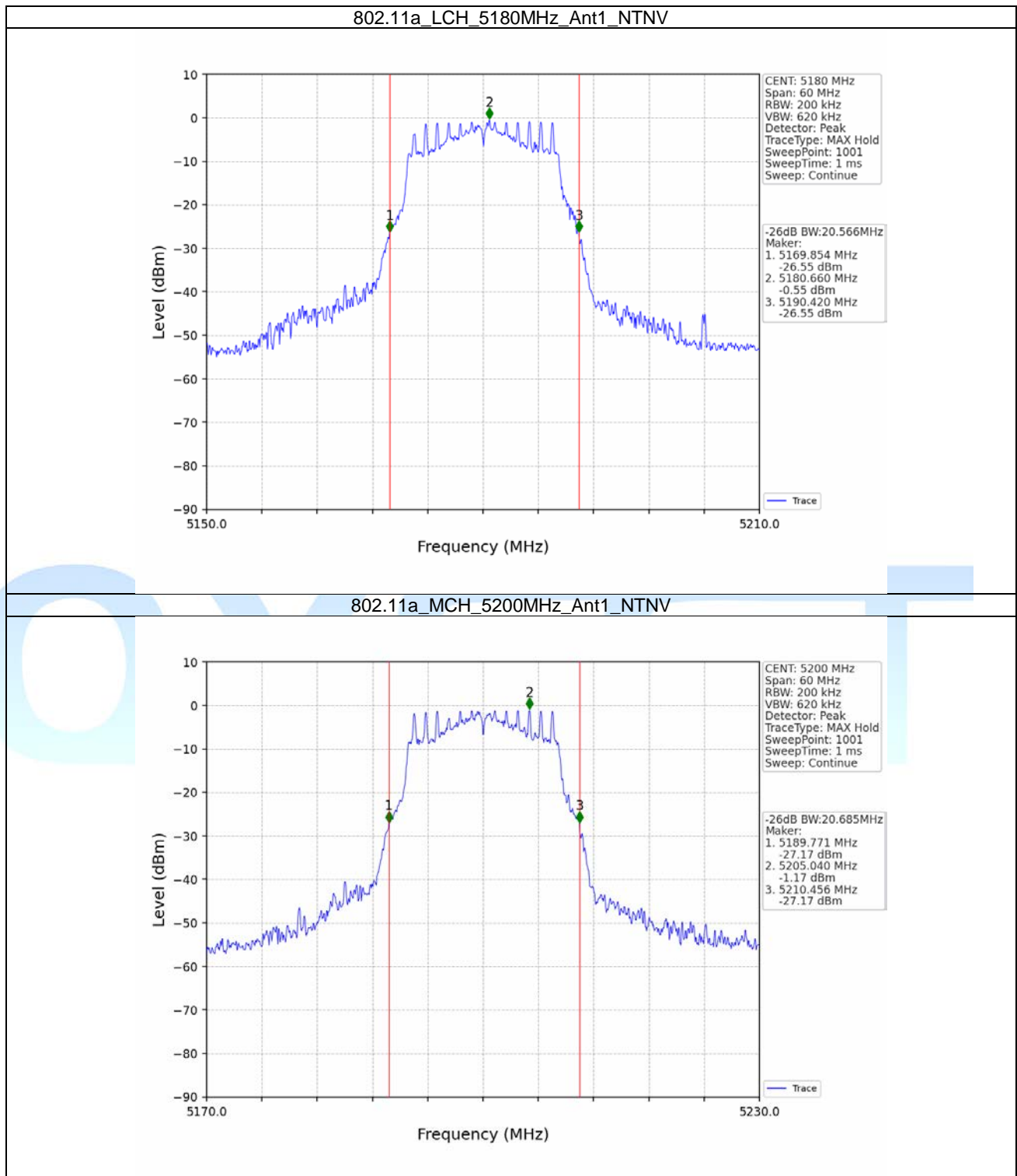
802.11ax(HEW40)_HCH_5230MHz_RU484_Left_Ant1_NTNV



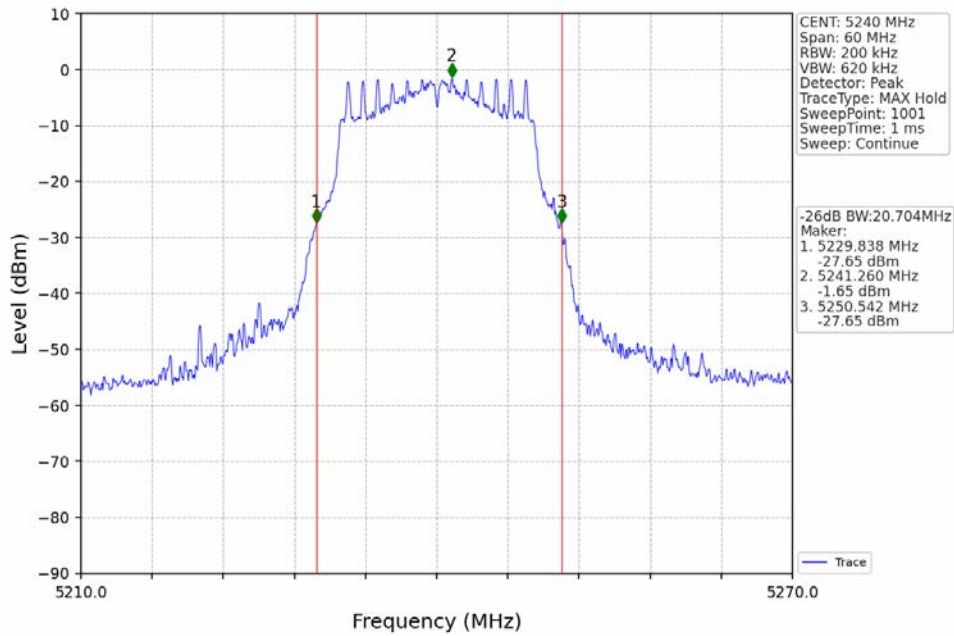
802.11ax(HEW80)_MCH_5210MHz_RU996_Left_Ant1_NTNV



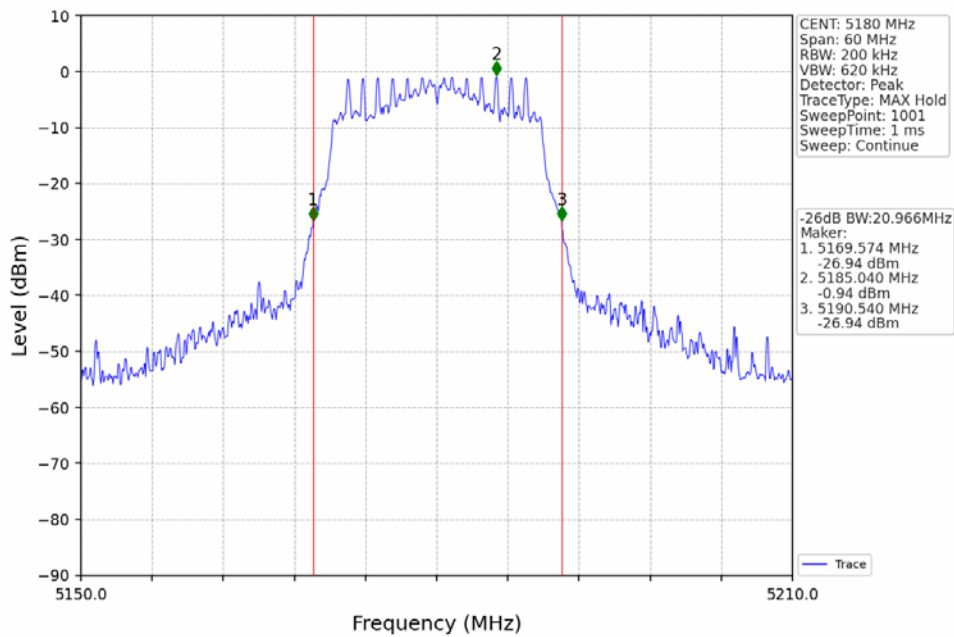
2.2.2 26dB BW



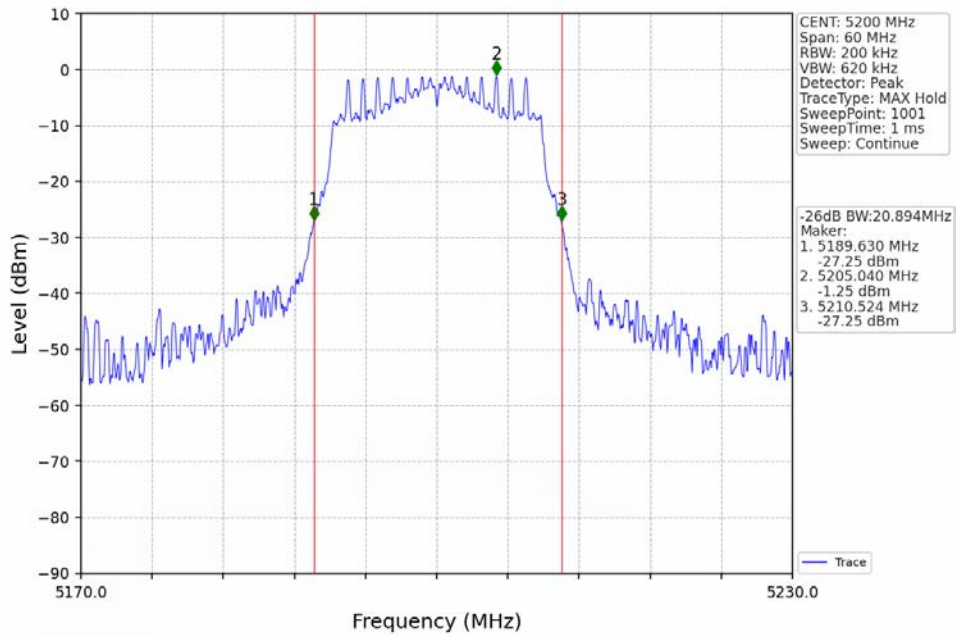
802.11a_HCH_5240MHz_Ant1_NTNV



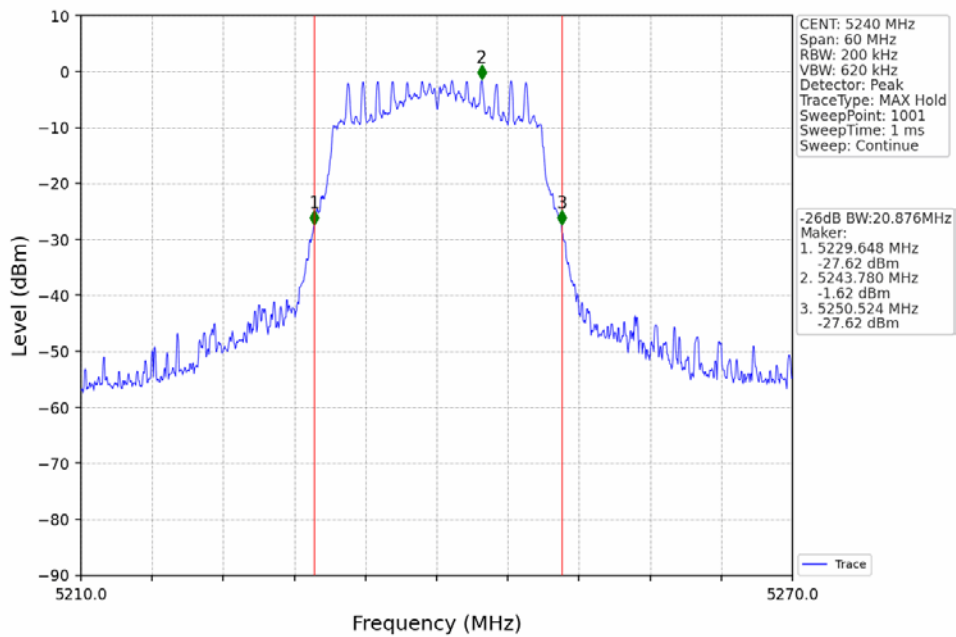
802.11n(HT20)_LCH_5180MHz_Ant1_NTNV



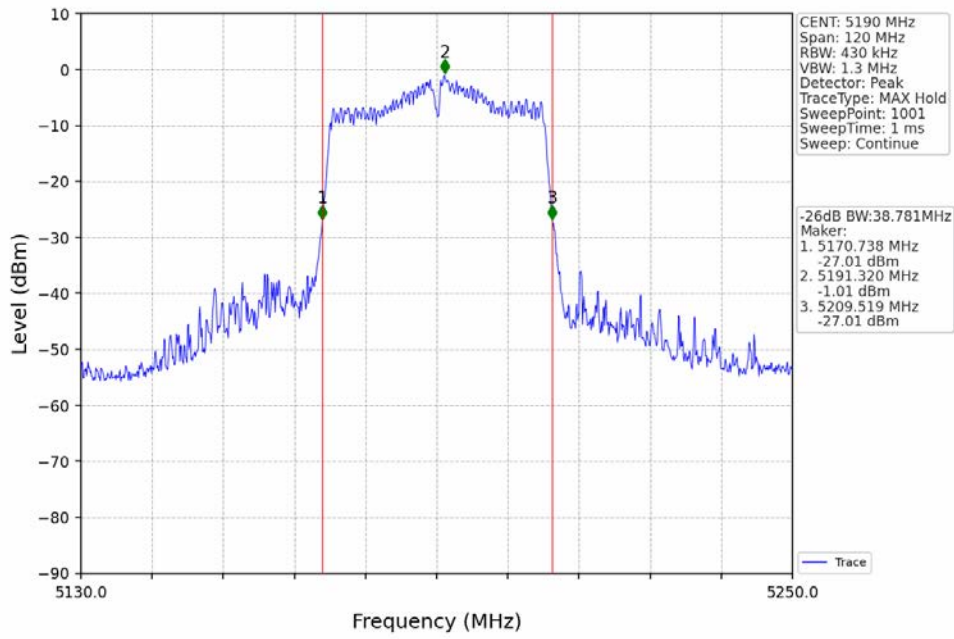
802.11n(HT20)_MCH_5200MHz_Ant1_NTNV



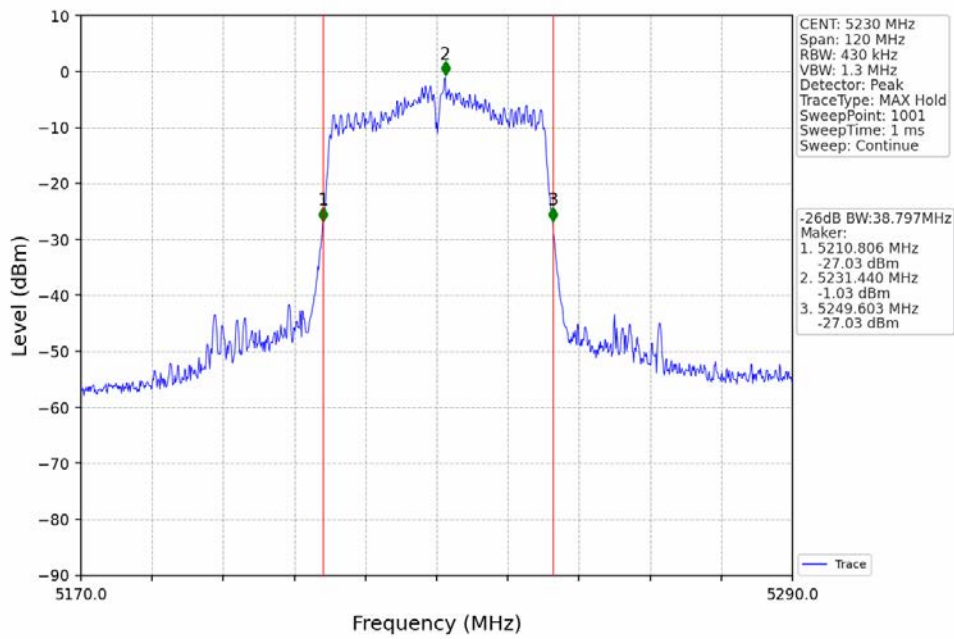
802.11n(HT20)_HCH_5240MHz_Ant1_NTNV



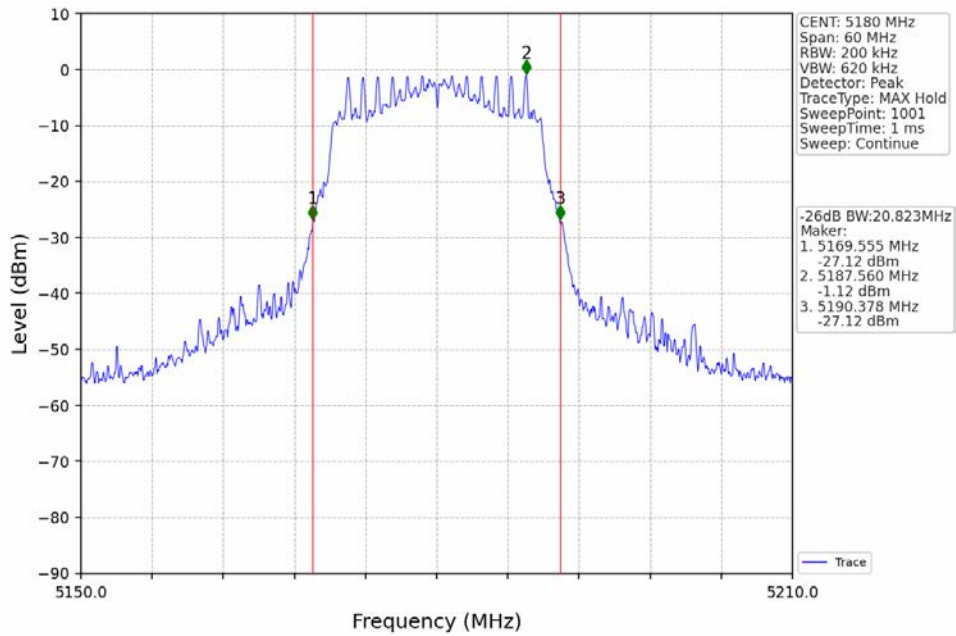
802.11n(HT40)_LCH_5190MHz_Ant1_NTNV



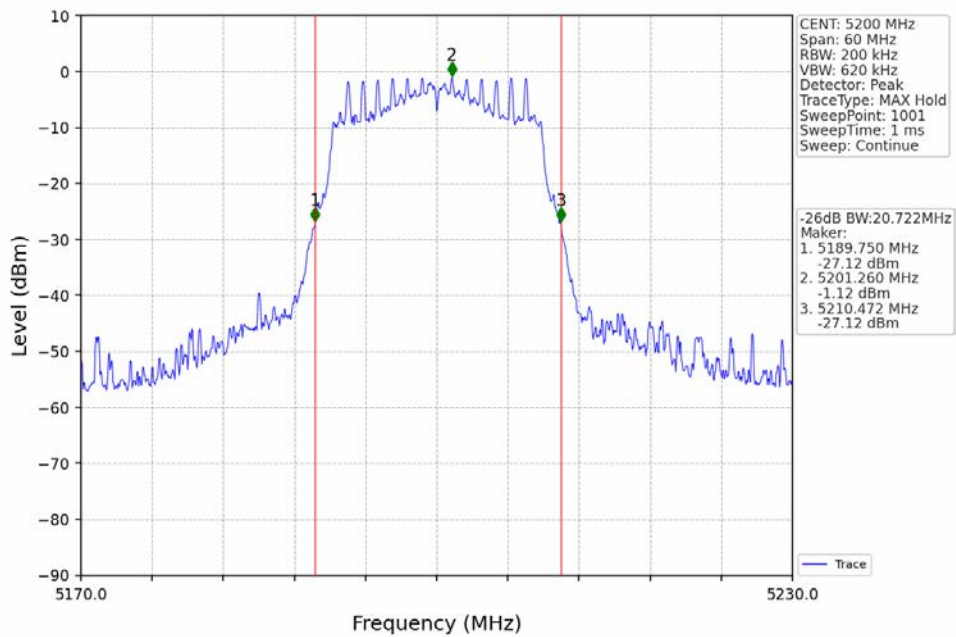
802.11n(HT40)_HCH_5230MHz_Ant1_NTNV



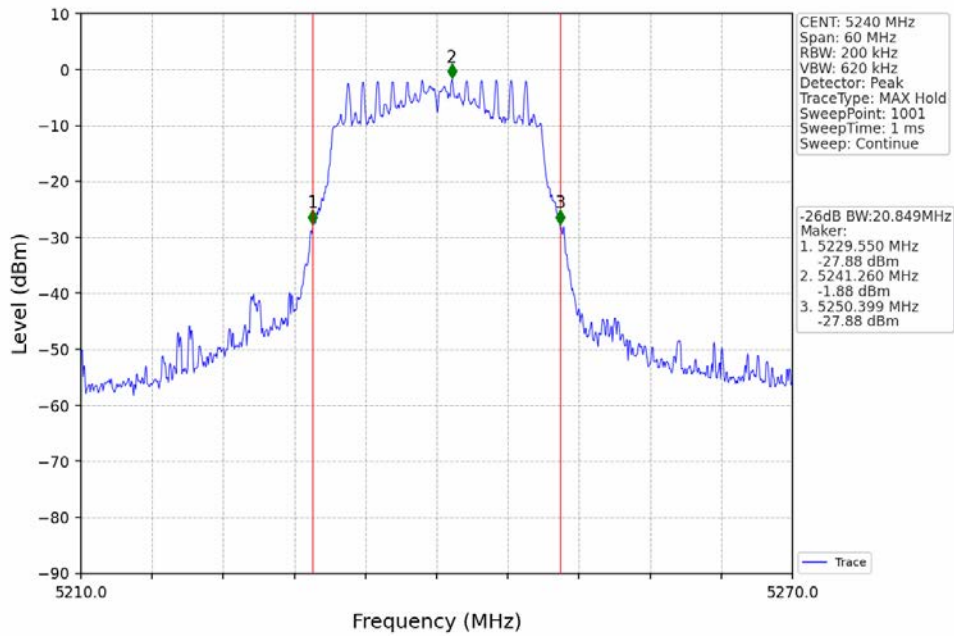
802.11ac(VHT20)_LCH_5180MHz_Ant1_NTNV



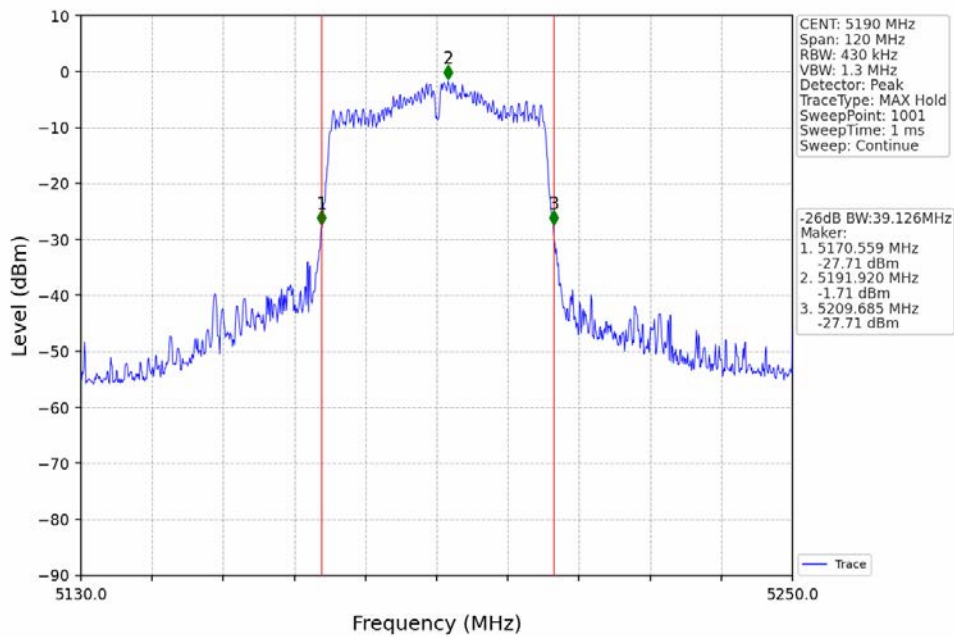
802.11ac(VHT20)_MCH_5200MHz_Ant1_NTNV



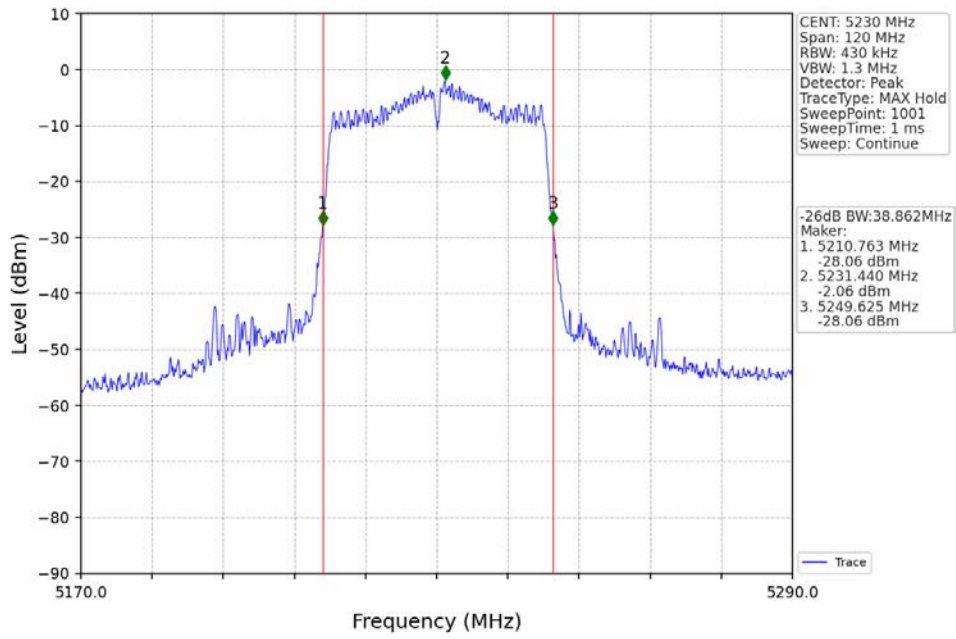
802.11ac(VHT20)_HCH_5240MHz_Ant1_NTNV



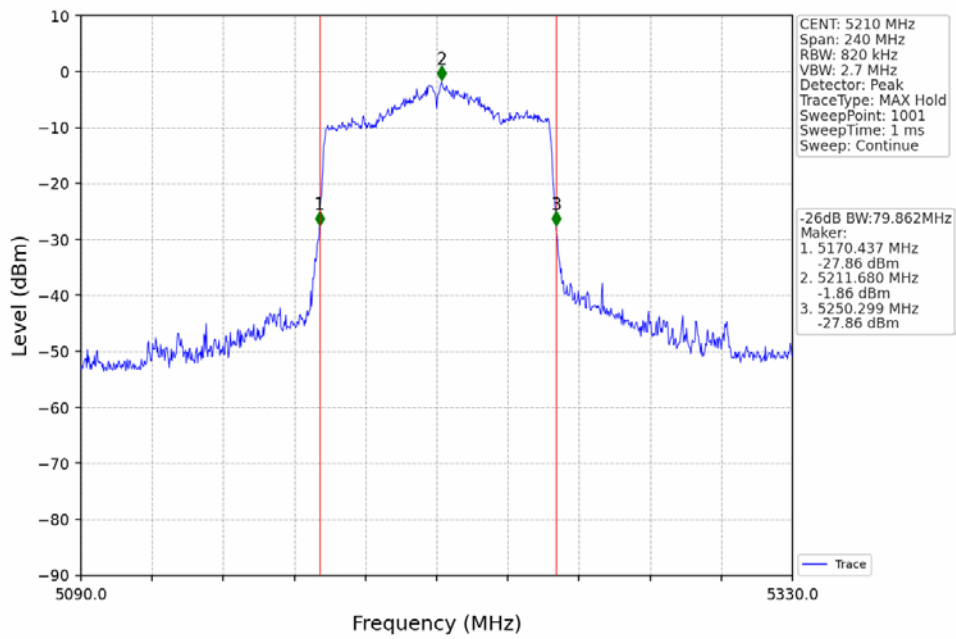
802.11ac(VHT40)_LCH_5190MHz_Ant1_NTNV



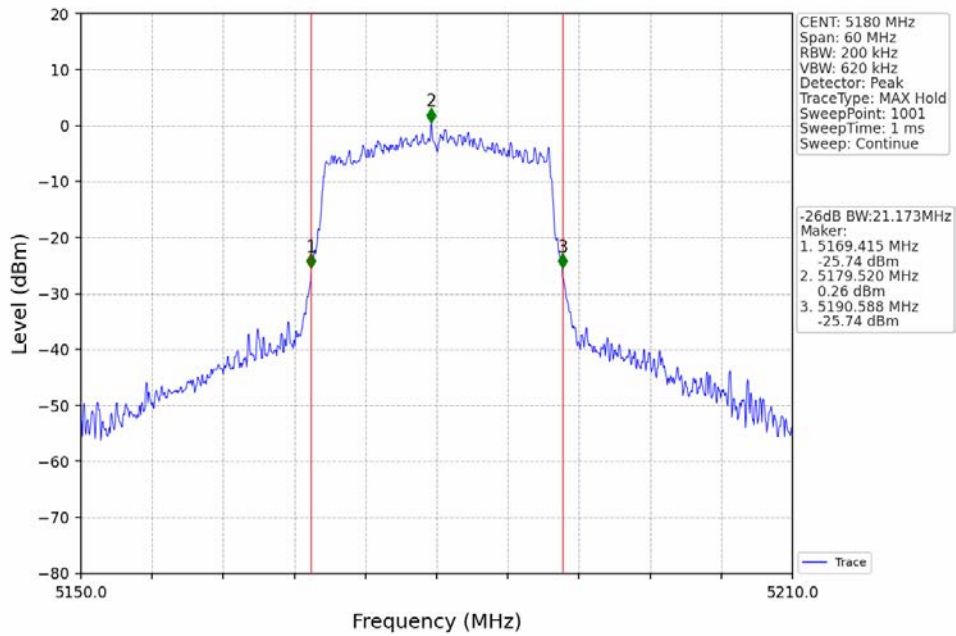
802.11ac(VHT40)_HCH_5230MHz_Ant1_NTNV



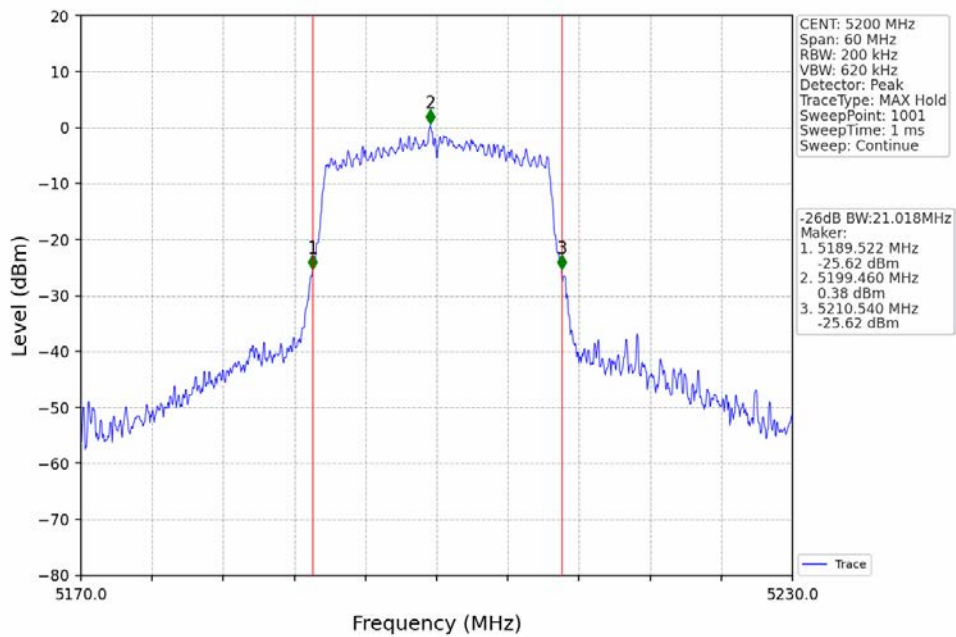
802.11ac(VHT80)_MCH_5210MHz_Ant1_NTNV



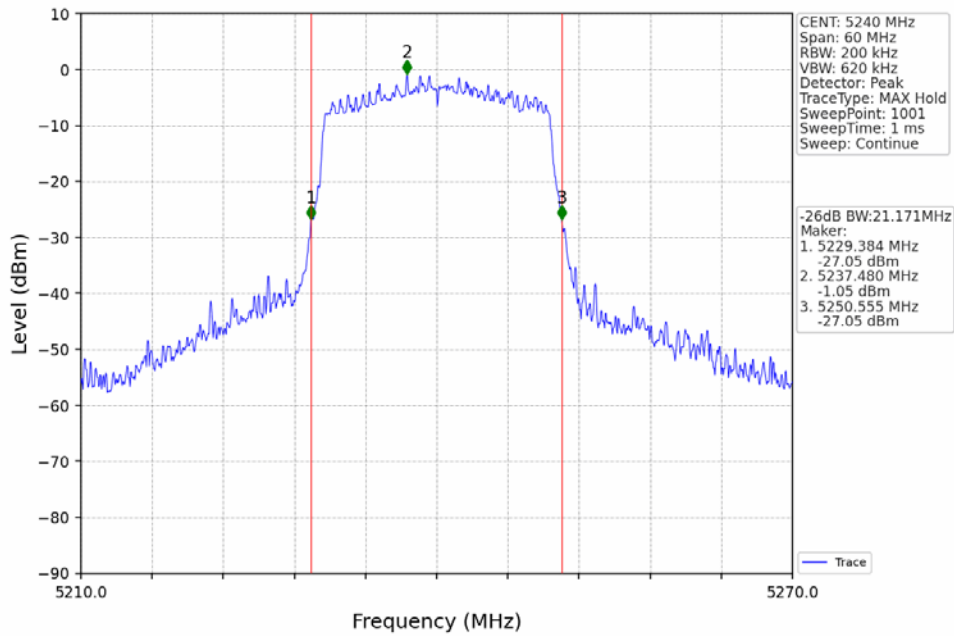
802.11ax(HEW20)_LCH_5180MHz_RU242_Left_Ant1_NTNV



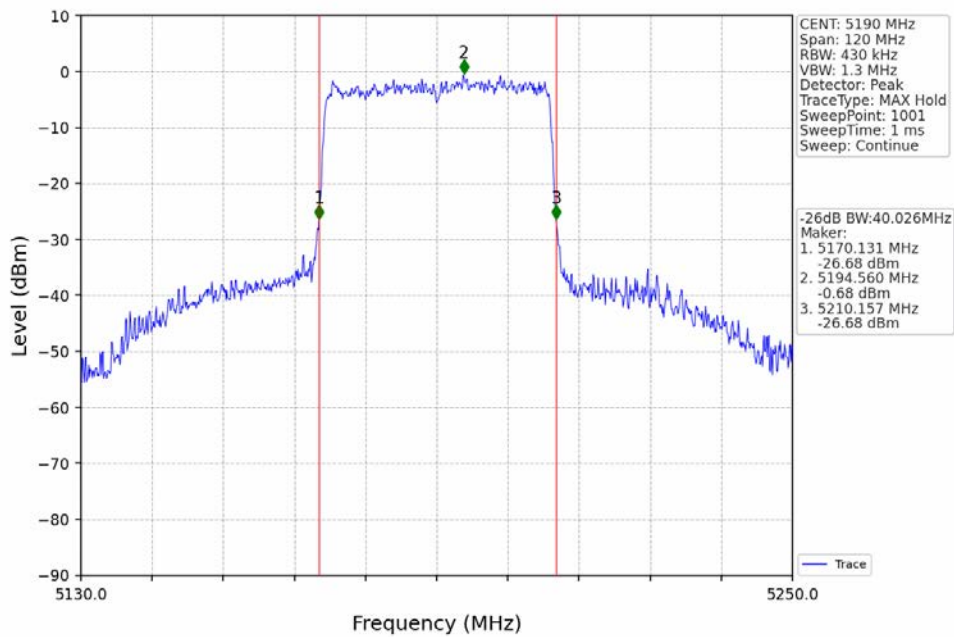
802.11ax(HEW20)_MCH_5200MHz_RU242_Left_Ant1_NTNV



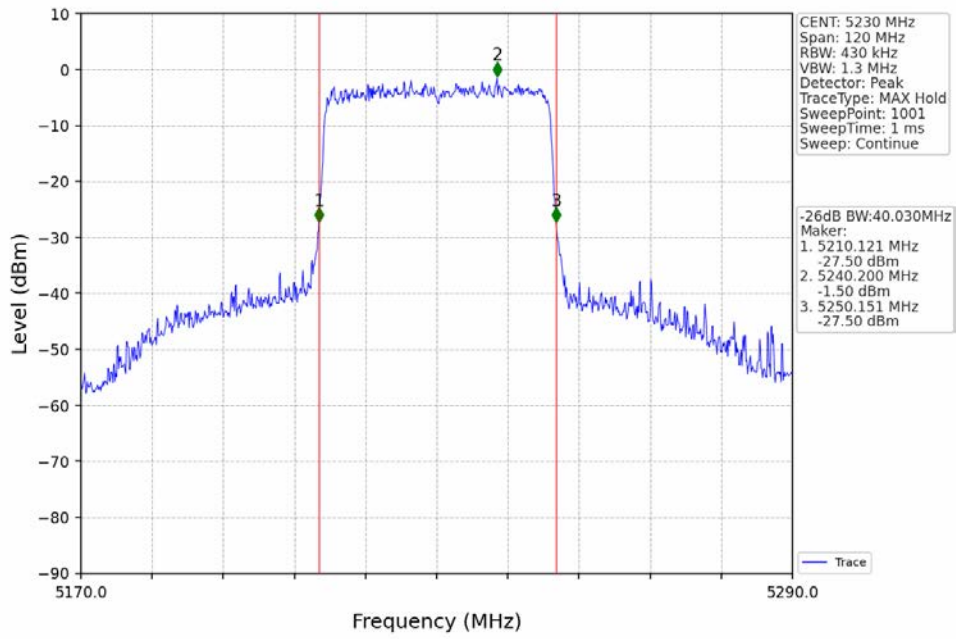
802.11ax(HEW20)_HCH_5240MHz_RU242_Left_Ant1_NTNV



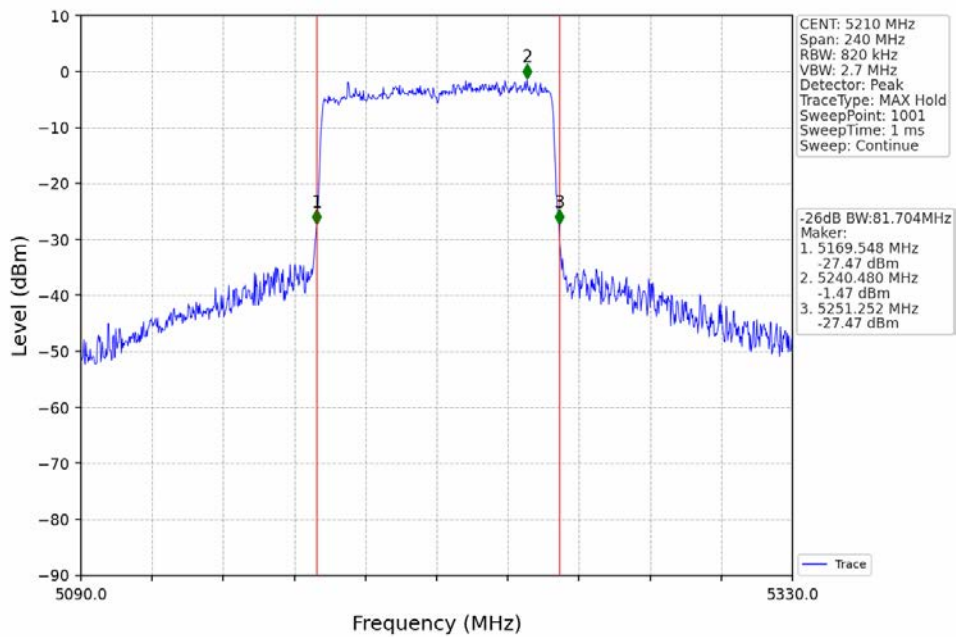
802.11ax(HEW40)_LCH_5190MHz_RU484_Left_Ant1_NTNV



802.11ax(HEW40)_HCH_5230MHz_RU484_Left_Ant1_NTNV



802.11ax(HEW80)_MCH_5210MHz_RU996_Left_Ant1_NTNV



3. Maximum Conducted Output Power

3.1 Test Result

3.1.1 Power

Mode	TX Type	Frequency (MHz)	RU	RU Pos	Maximum Average Conducted Output Power (dBm)		Verdict
					ANT1	Limit	
802.11a	SISO	5180	/	/	6.90	<=23.98	Pass
		5200	/	/	7.03	<=23.98	Pass
		5240	/	/	6.40	<=23.98	Pass
802.11n (HT20)	SISO	5180	/	/	7.15	<=23.98	Pass
		5200	/	/	6.72	<=23.98	Pass
		5240	/	/	6.20	<=23.98	Pass
802.11n (HT40)	SISO	5190	/	/	5.73	<=23.98	Pass
		5230	/	/	5.17	<=23.98	Pass
802.11ac (VHT20)	SISO	5180	/	/	7.00	<=23.98	Pass
		5200	/	/	6.80	<=23.98	Pass
		5240	/	/	6.86	<=23.98	Pass
802.11ac (VHT40)	SISO	5190	/	/	5.81	<=23.98	Pass
		5230	/	/	5.14	<=23.98	Pass
802.11ac (VHT80)	SISO	5210	/	/	5.81	<=23.98	Pass
802.11ax (HEW20)	SISO	5180	RU242	Left	7.38	<=23.98	Pass
		5200	RU242	Left	7.06	<=23.98	Pass
		5240	RU242	Left	6.60	<=23.98	Pass
802.11ax (HEW40)	SISO	5190	RU484	Left	6.54	<=23.98	Pass
		5230	RU484	Left	5.92	<=23.98	Pass
802.11ax (HEW80)	SISO	5210	RU996	Left	6.57	<=23.98	Pass

Note1: Antenna Gain: Ant1: 2.67dBi;

4. Maximum Power Spectral Density

4.1 Test Result

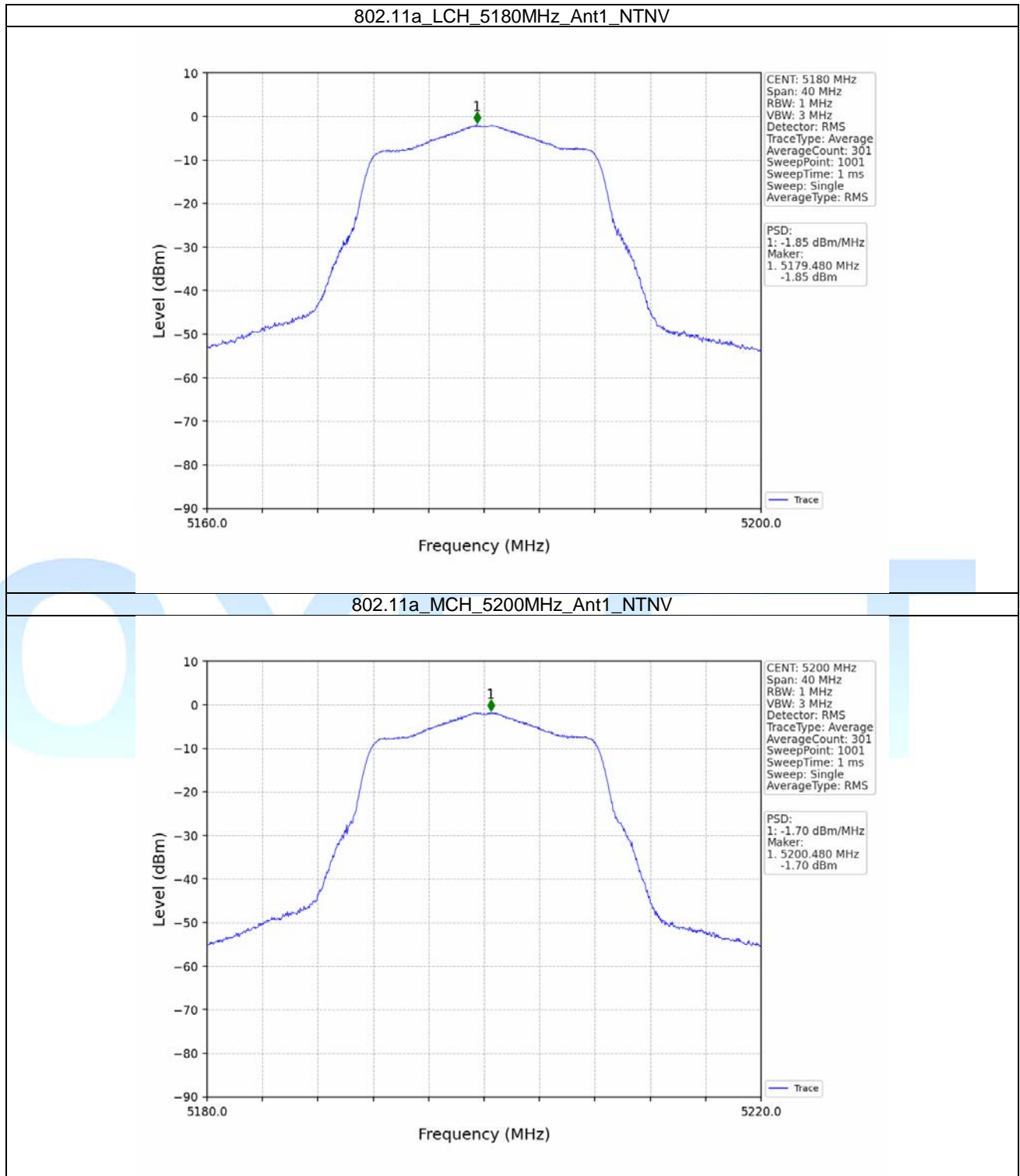
4.1.1 PSD

Mode	TX Type	Frequency (MHz)	RU	RU Pos	Maximum PSD (dBm/MHz)		Verdict
					ANT1	Limit	
802.11a	SISO	5180	/	/	-1.85	<=11	Pass
		5200	/	/	-1.70	<=11	Pass
		5240	/	/	-2.35	<=11	Pass
802.11n (HT20)	SISO	5180	/	/	-1.82	<=11	Pass
		5200	/	/	-2.05	<=11	Pass
		5240	/	/	-2.72	<=11	Pass
802.11n (HT40)	SISO	5190	/	/	-6.74	<=11	Pass
		5230	/	/	-7.21	<=11	Pass
802.11ac (VHT20)	SISO	5180	/	/	-2.12	<=11	Pass
		5200	/	/	-2.21	<=11	Pass
		5240	/	/	-3.26	<=11	Pass
802.11ac (VHT40)	SISO	5190	/	/	-6.47	<=11	Pass
		5230	/	/	-7.22	<=11	Pass
802.11ac (VHT80)	SISO	5210	/	/	-9.06	<=11	Pass
802.11ax (HEW20)	SISO	5180	RU242	Left	-2.92	<=11	Pass
		5200	RU242	Left	-3.30	<=11	Pass
		5240	RU242	Left	-3.89	<=11	Pass
802.11ax (HEW40)	SISO	5190	RU484	Left	-8.11	<=11	Pass
		5230	RU484	Left	-8.85	<=11	Pass
802.11ax (HEW80)	SISO	5210	RU996	Left	-10.88	<=11	Pass

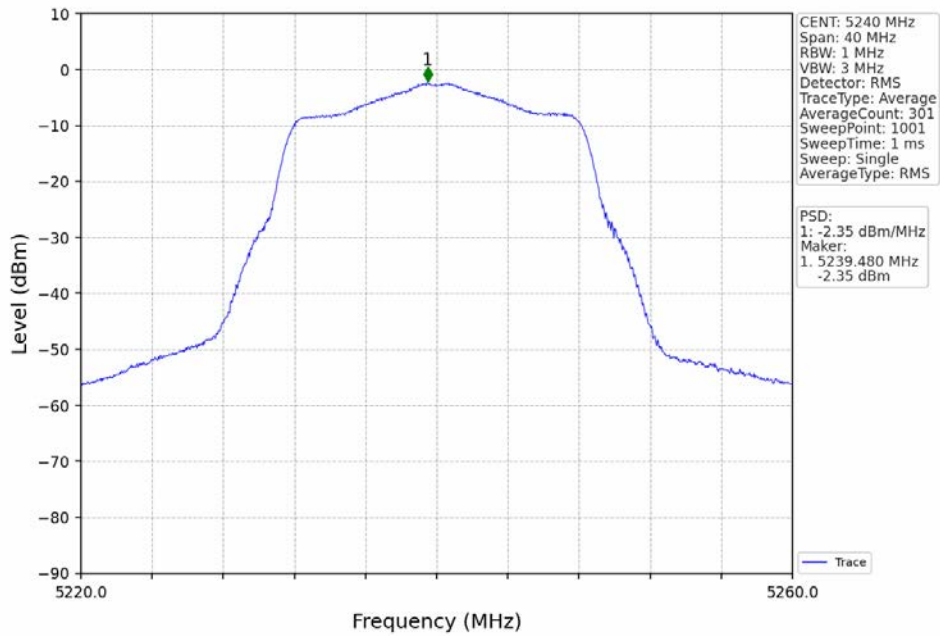
Note1: Antenna Gain: Ant1: 2.67dBi;

4.2 Test Graph

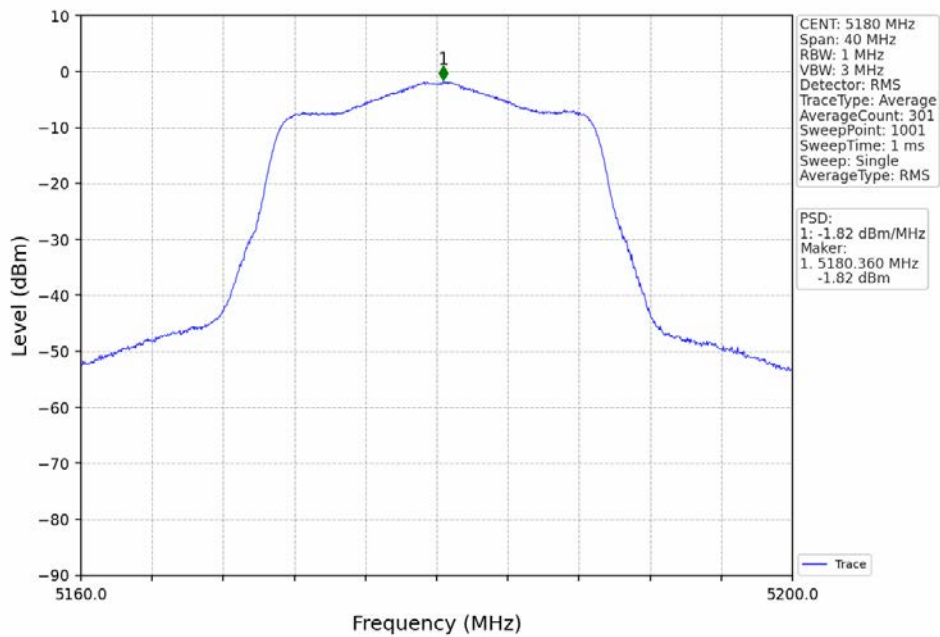
4.2.1 PSD



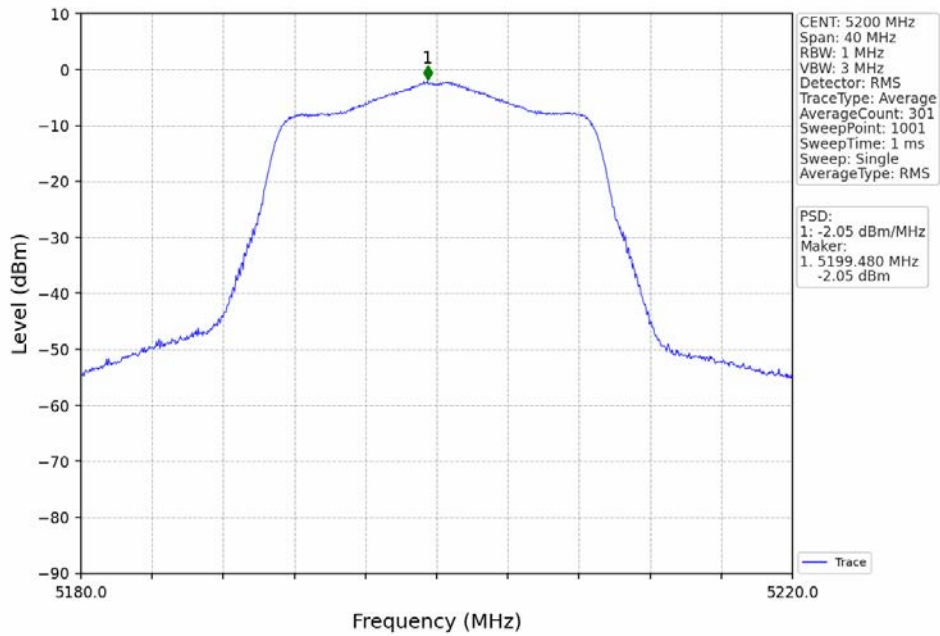
802.11a_HCH_5240MHz_Ant1_NTNV



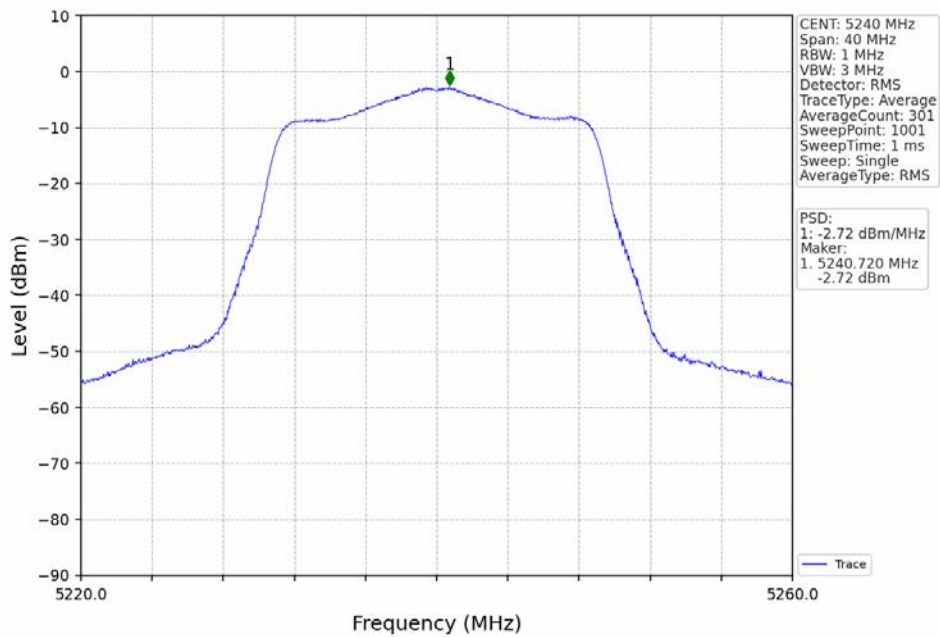
802.11n(HT20)_LCH_5180MHz_Ant1_NTNV



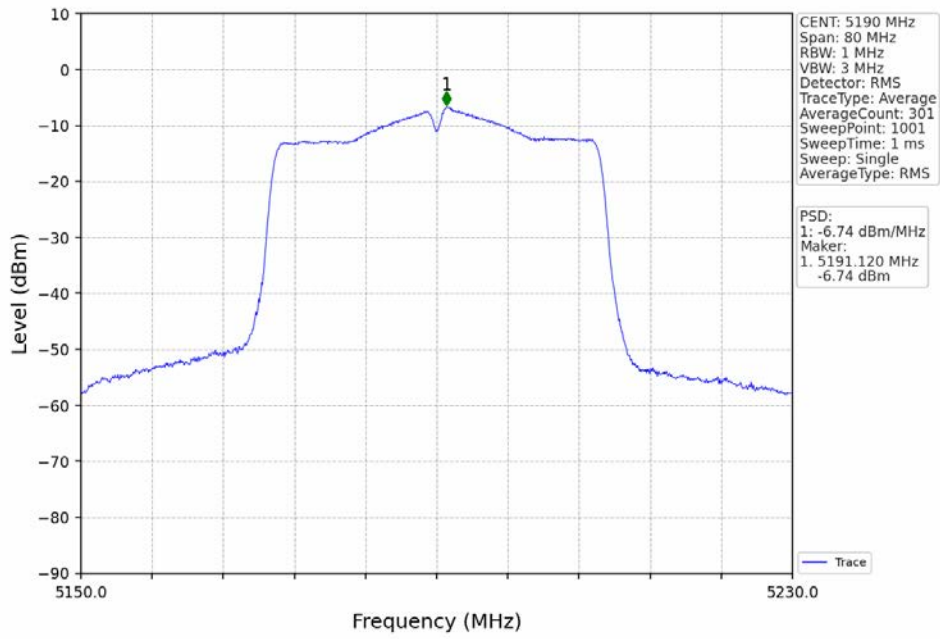
802.11n(HT20)_MCH_5200MHz_Ant1_NTNV



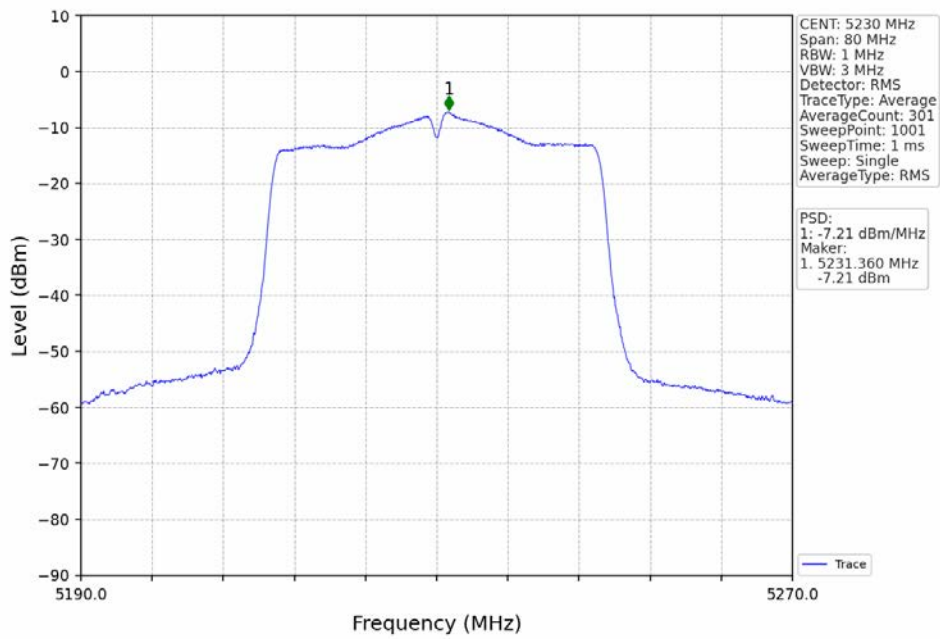
802.11n(HT20)_HCH_5240MHz_Ant1_NTNV



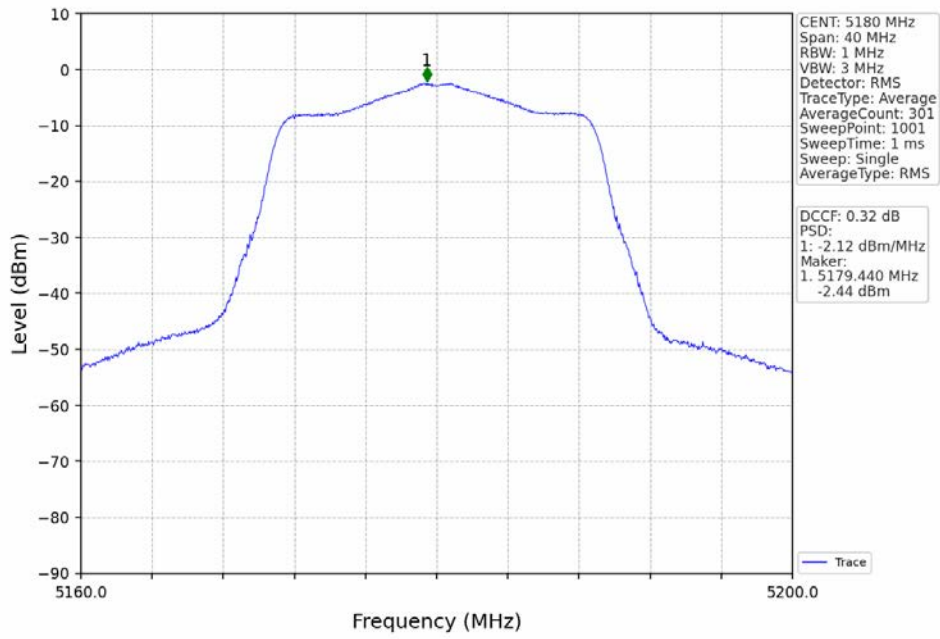
802.11n(HT40)_LCH_5190MHz_Ant1_NTNV



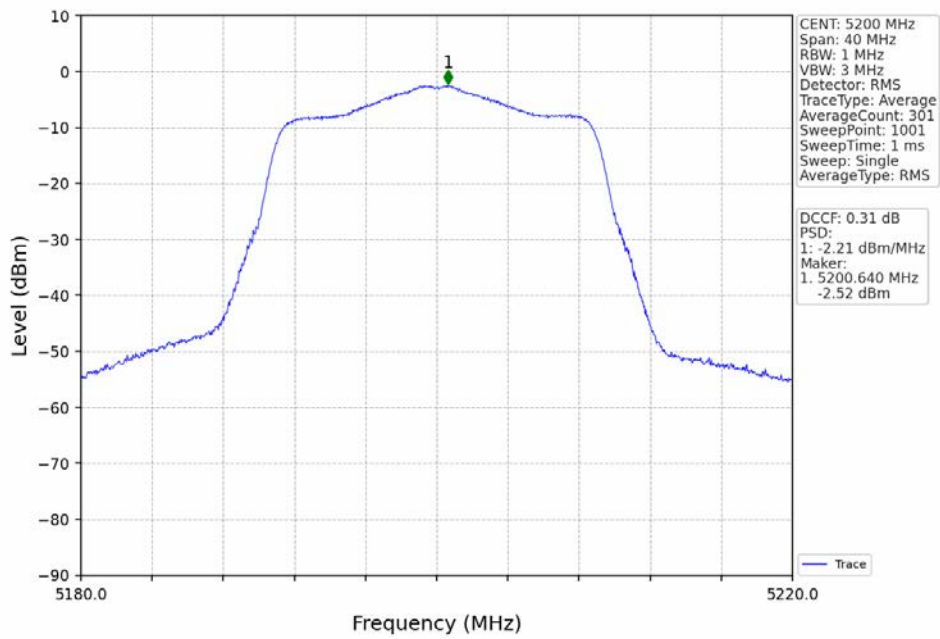
802.11n(HT40)_HCH_5230MHz_Ant1_NTNV



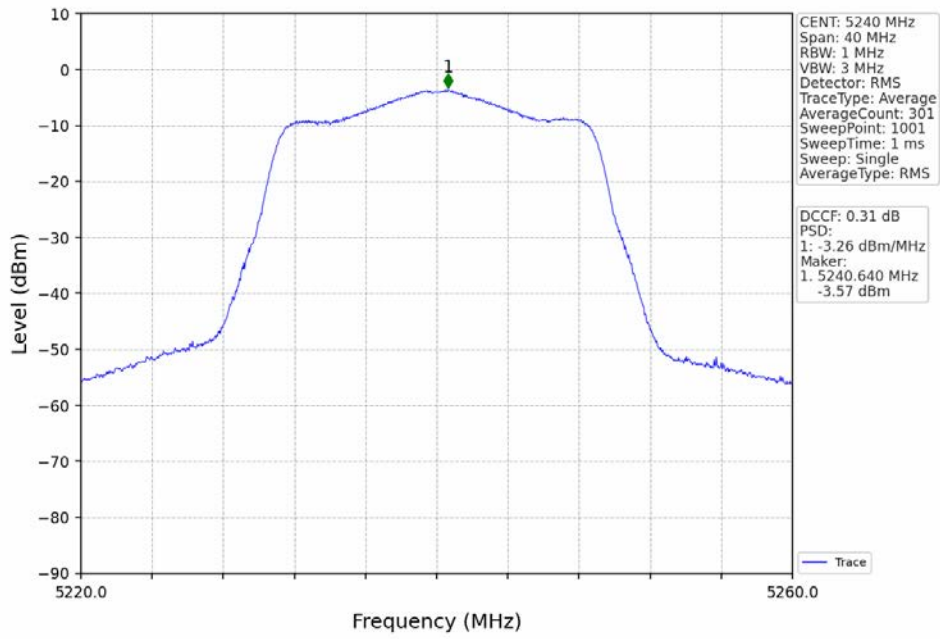
802.11ac(VHT20)_LCH_5180MHz_Ant1_NTNV



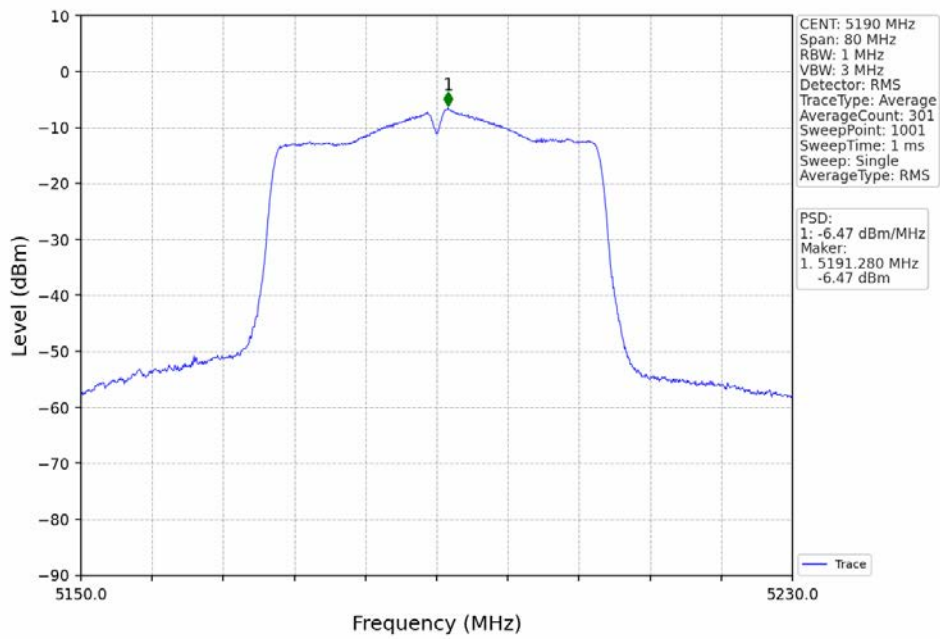
802.11ac(VHT20)_MCH_5200MHz_Ant1_NTNV



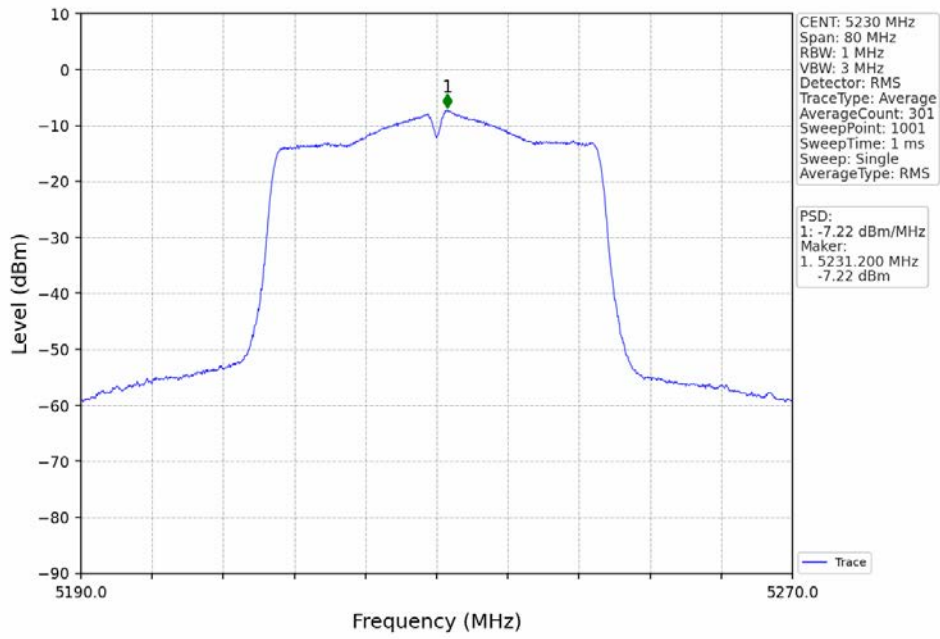
802.11ac(VHT20)_HCH_5240MHz_Ant1_NTNV



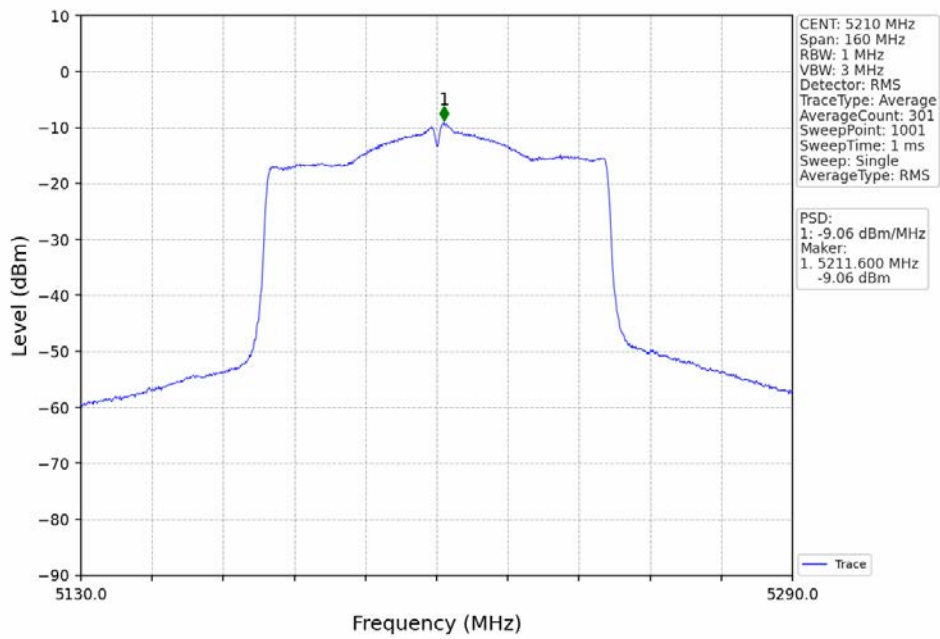
802.11ac(VHT40)_LCH_5190MHz_Ant1_NTNV



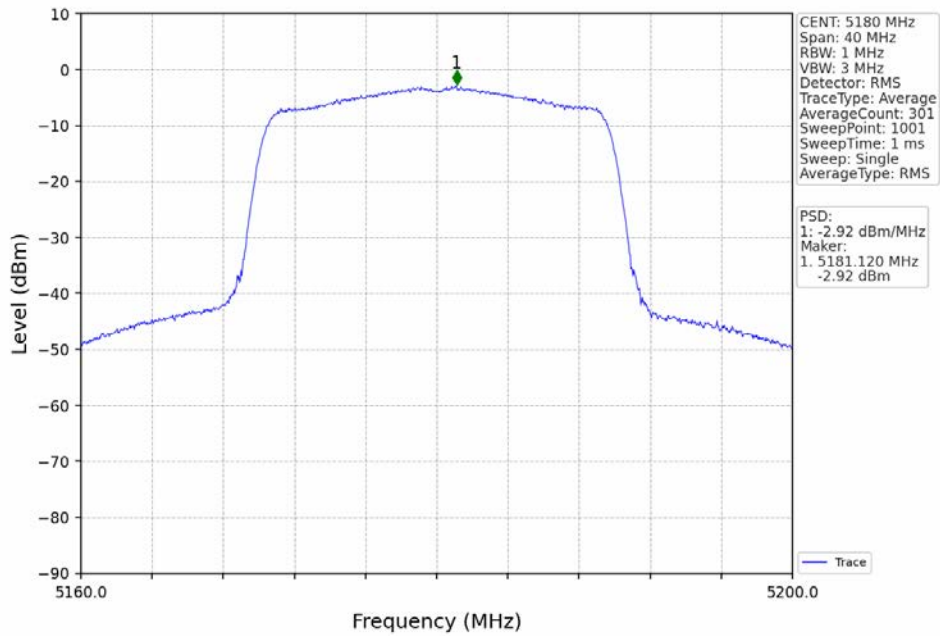
802.11ac(VHT40)_HCH_5230MHz_Ant1_NTNV



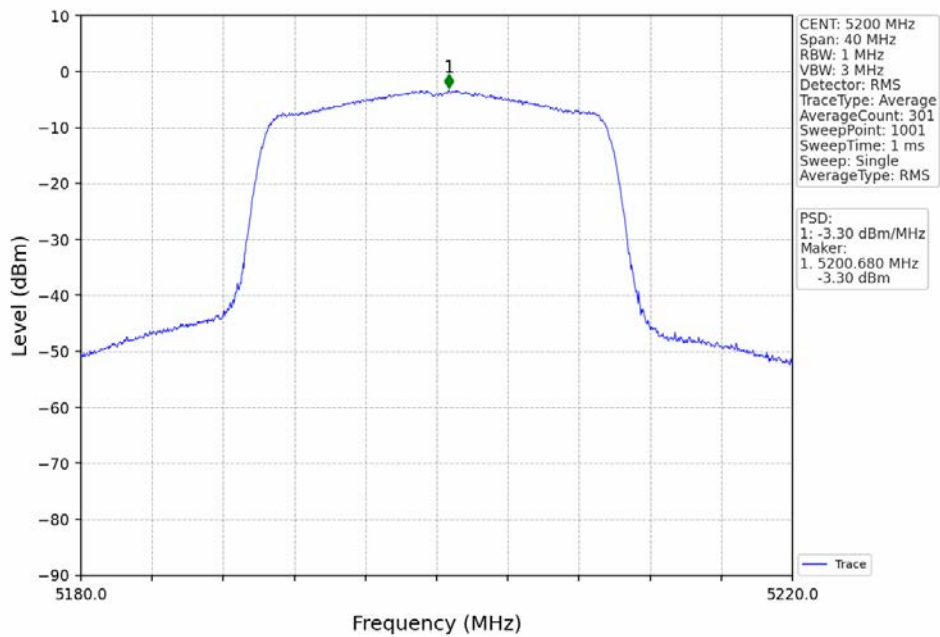
802.11ac(VHT80)_MCH_5210MHz_Ant1_NTNV



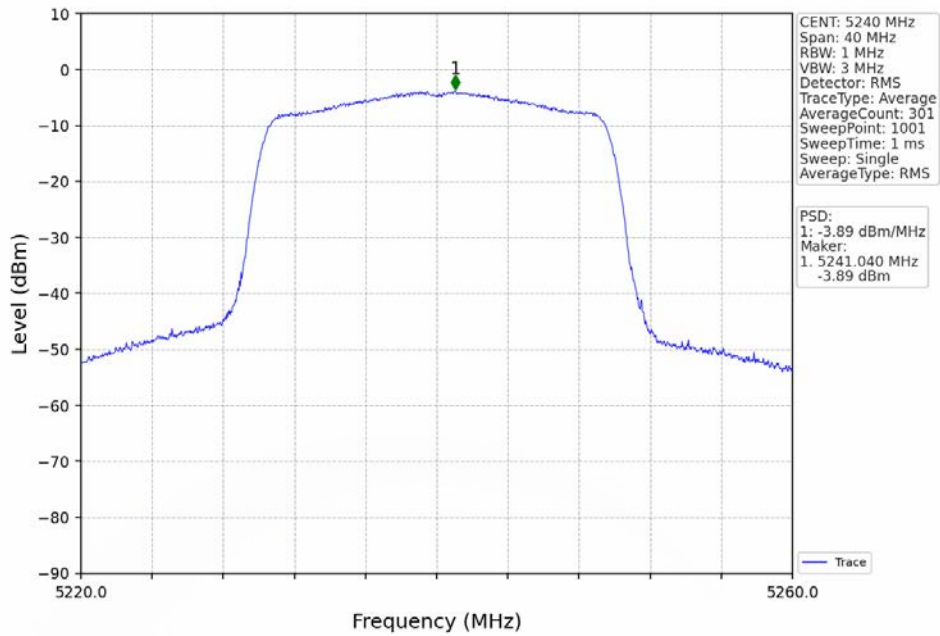
802.11ax(HEW20)_LCH_5180MHz_RU242_Left_Ant1_NTNV



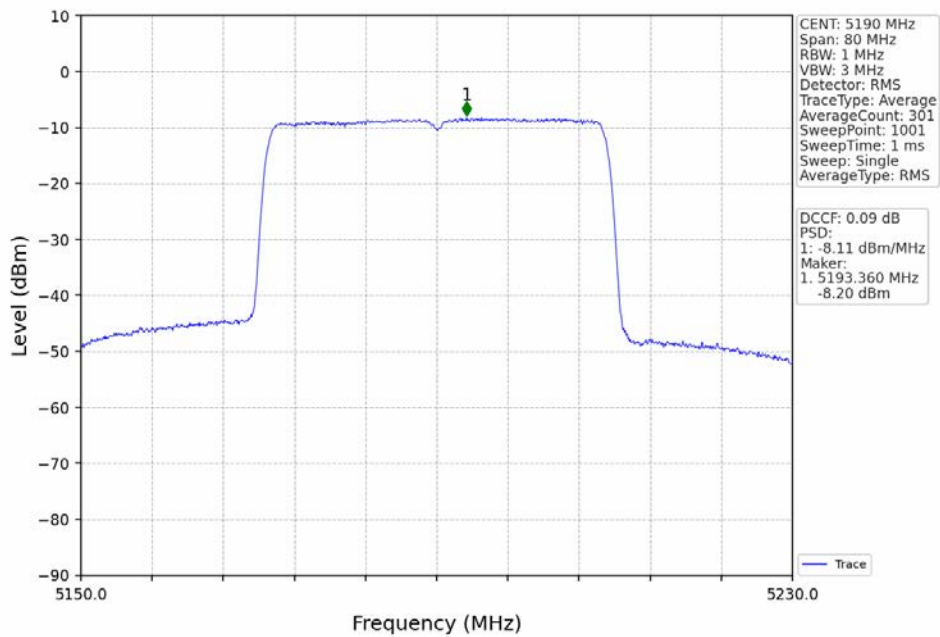
802.11ax(HEW20)_MCH_5200MHz_RU242_Left_Ant1_NTNV



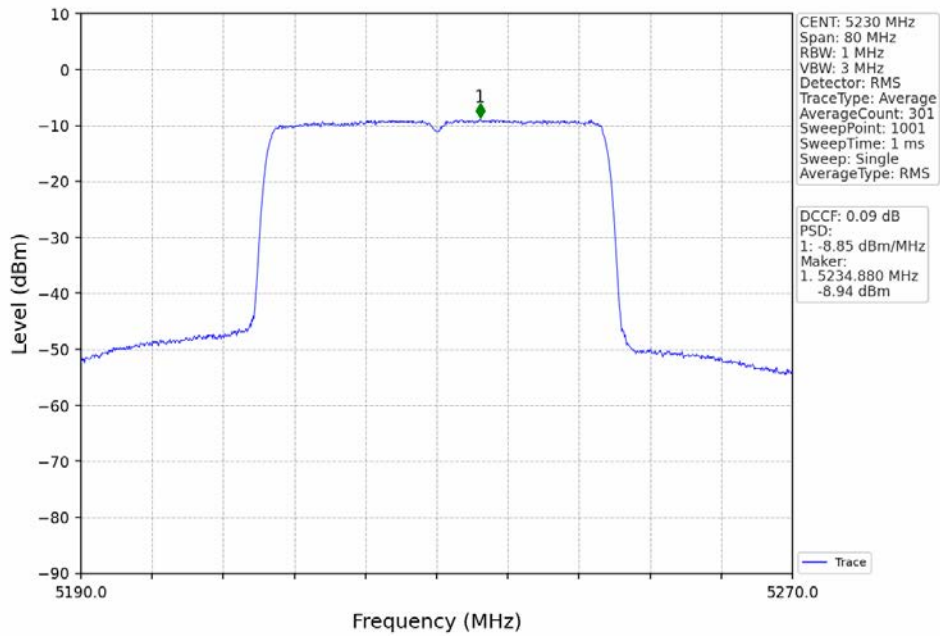
802.11ax(HEW20)_HCH_5240MHz_RU242_Left_Ant1_NTNV



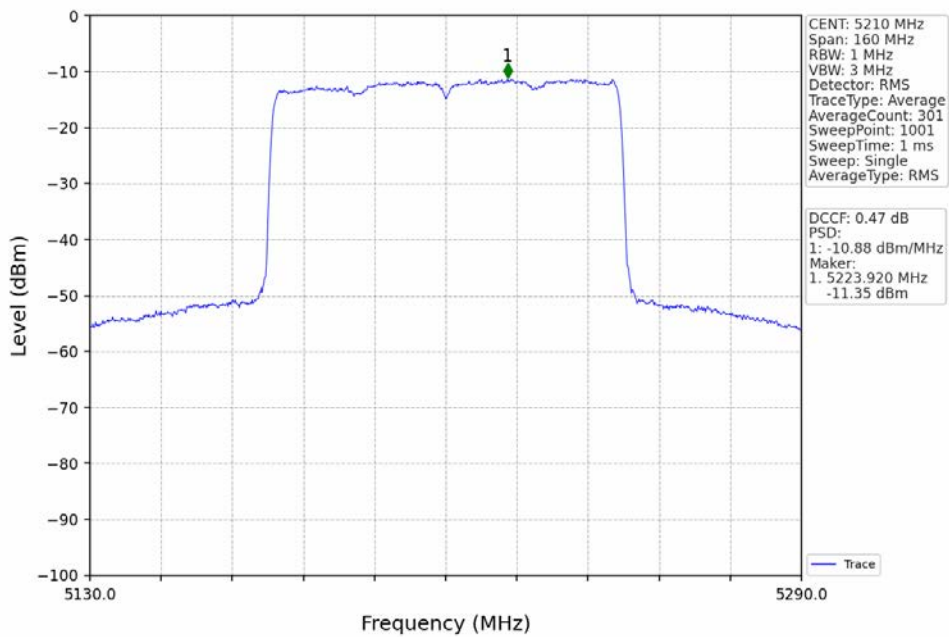
802.11ax(HEW40)_LCH_5190MHz_RU484_Left_Ant1_NTNV



802.11ax(HEW40)_HCH_5230MHz_RU484_Left_Ant1_NTNV



802.11ax(HEW80)_MCH_5210MHz_RU996_Left_Ant1_NTNV



5. Unwanted Emissions In Restricted Frequency Bands

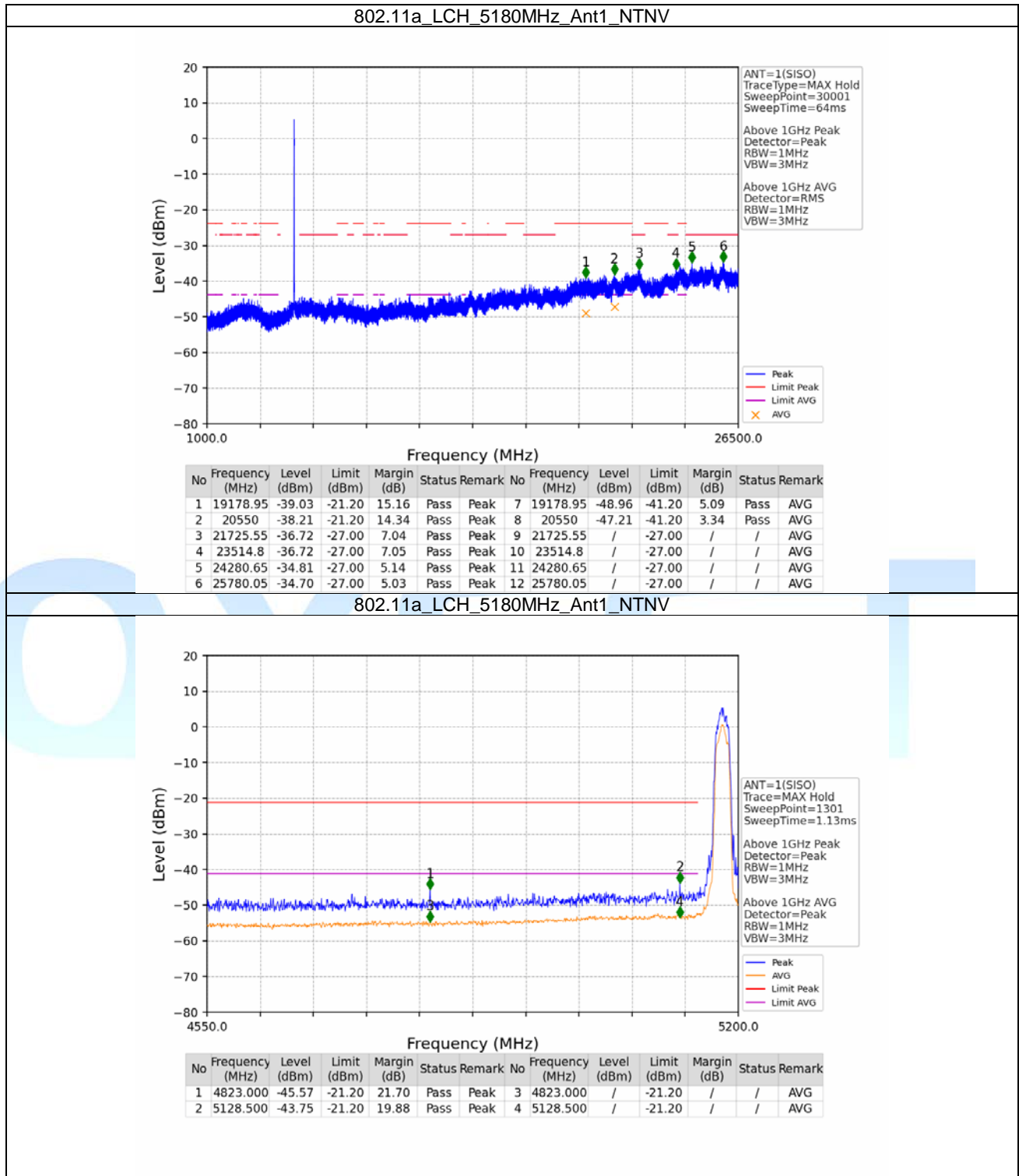
5.1 Test Result

5.1.1 RSE

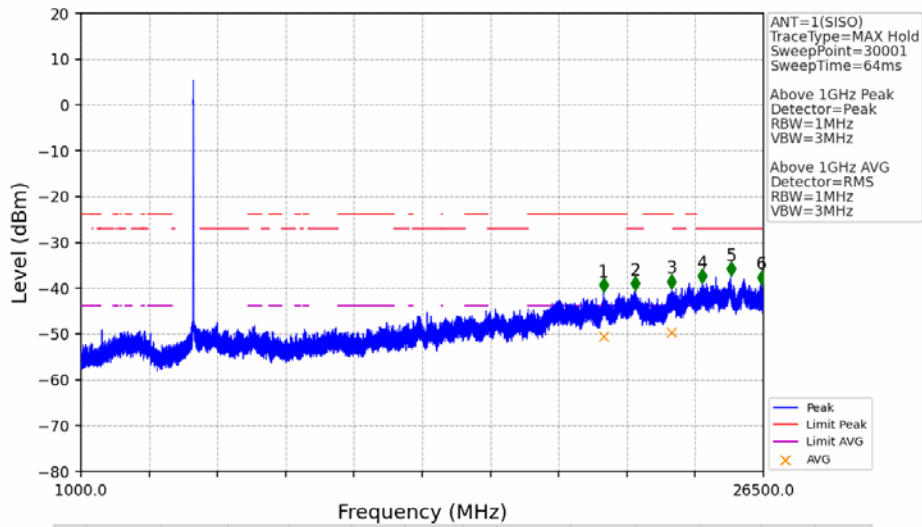
Mode	TX Type	Frequency (MHz)	RU	RU Pos	ANT	Level of Unwanted Emissions (dBm)		Verdict
						Result	Limit	
802.11a	SISO	5180	/	/	1	Refer To Test Graph		Pass
		5200	/	/	1	Refer To Test Graph		Pass
		5240	/	/	1	Refer To Test Graph		Pass
802.11n (HT20)	SISO	5180	/	/	1	Refer To Test Graph		Pass
		5200	/	/	1	Refer To Test Graph		Pass
		5240	/	/	1	Refer To Test Graph		Pass
802.11n (HT40)	SISO	5190	/	/	1	Refer To Test Graph		Pass
		5230	/	/	1	Refer To Test Graph		Pass
802.11ac (VHT20)	SISO	5180	/	/	1	Refer To Test Graph		Pass
		5200	/	/	1	Refer To Test Graph		Pass
		5240	/	/	1	Refer To Test Graph		Pass
802.11ac (VHT40)	SISO	5190	/	/	1	Refer To Test Graph		Pass
		5230	/	/	1	Refer To Test Graph		Pass
802.11ac (VHT80)	SISO	5210	/	/	1	Refer To Test Graph		Pass
802.11ax (HEW20)	SISO	5180	RU242	Left	1	Refer To Test Graph		Pass
		5200	RU242	Left	1	Refer To Test Graph		Pass
		5240	RU242	Left	1	Refer To Test Graph		Pass
802.11ax (HEW40)	SISO	5190	RU484	Left	1	Refer To Test Graph		Pass
		5230	RU484	Left	1	Refer To Test Graph		Pass
802.11ax (HEW80)	SISO	5210	RU996	Left	1	Refer To Test Graph		Pass

5.2 Test Graph

5.2.1 RSE

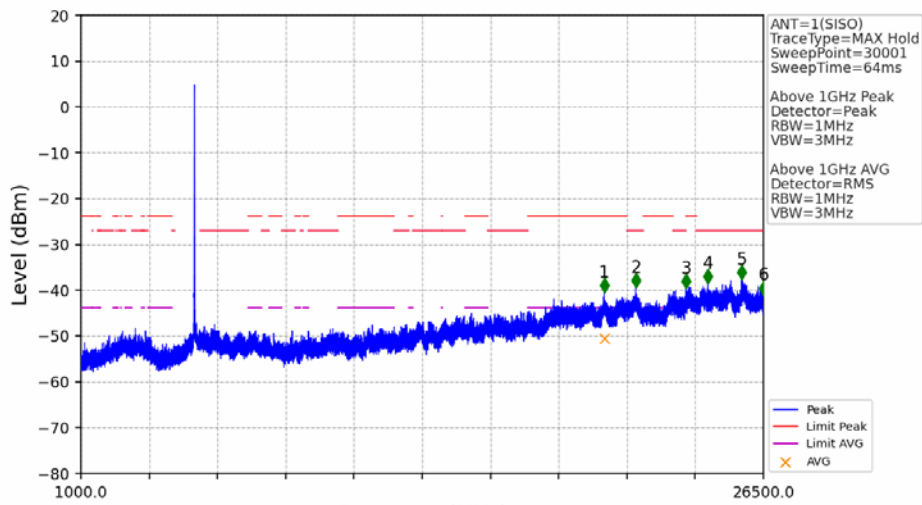


802.11a_MCH_5200MHz_Ant1_NTNV



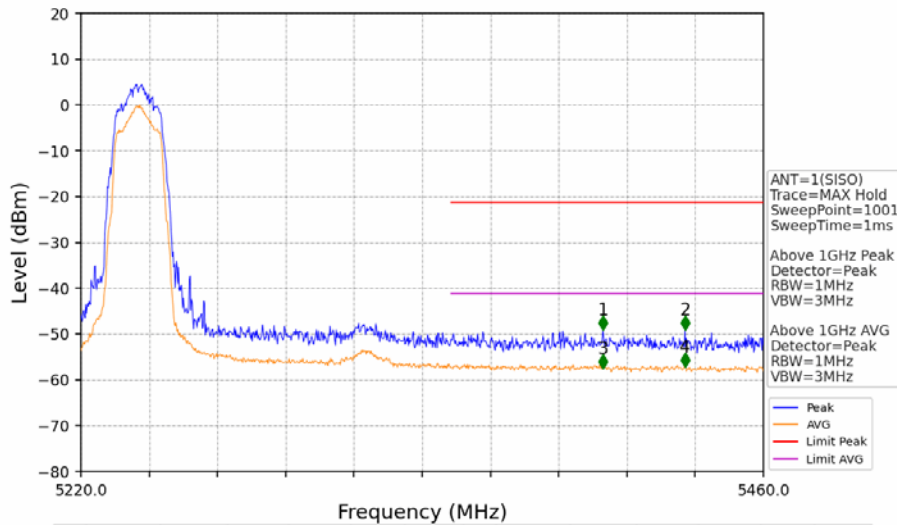
No	Frequency (MHz)	Level (dBm)	Limit (dBm)	Margin (dB)	Status	Remark	No	Frequency (MHz)	Level (dBm)	Limit (dBm)	Margin (dB)	Status	Remark
1	20522.8	-40.81	-21.20	16.94	Pass	Peak	7	20522.8	-50.48	-41.20	6.61	Pass	AVG
2	21721.3	-40.52	-27.00	10.85	Pass	Peak	8	21721.3	/	-27.00	/	/	AVG
3	23076.2	-40.08	-21.20	16.21	Pass	Peak	9	23076.2	-49.74	-41.20	5.87	Pass	AVG
4	24216.9	-38.85	-27.00	9.19	Pass	Peak	10	24216.9	/	-27.00	/	/	AVG
5	25281.1	-37.34	-27.00	7.67	Pass	Peak	11	25281.1	/	-27.00	/	/	AVG
6	26427.75	-39.18	-27.00	9.51	Pass	Peak	12	26427.75	/	-27.00	/	/	AVG

802.11a_HCH_5240MHz_Ant1_NTNV



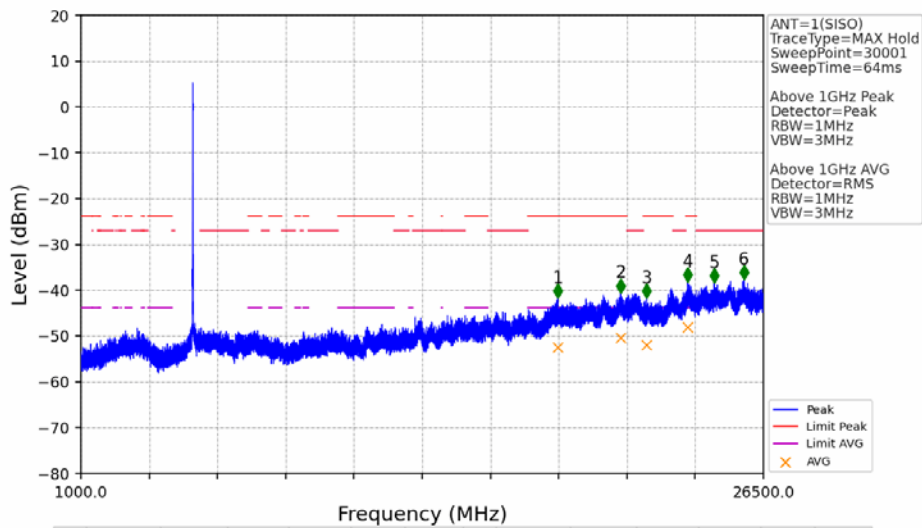
No	Frequency (MHz)	Level (dBm)	Limit (dBm)	Margin (dB)	Status	Remark	No	Frequency (MHz)	Level (dBm)	Limit (dBm)	Margin (dB)	Status	Remark
1	20550.85	-40.57	-21.20	16.70	Pass	Peak	7	20550.85	-50.59	-41.20	6.72	Pass	AVG
2	21726.4	-39.51	-27.00	9.84	Pass	Peak	8	21726.4	/	-27.00	/	/	AVG
3	23599.8	-39.68	-27.00	10.01	Pass	Peak	9	23599.8	/	-27.00	/	/	AVG
4	24428.55	-38.52	-27.00	8.85	Pass	Peak	10	24428.55	/	-27.00	/	/	AVG
5	25672.95	-37.70	-27.00	8.04	Pass	Peak	11	25672.95	/	-27.00	/	/	AVG
6	26498.3	-41.14	-27.00	11.47	Pass	Peak	12	26498.3	/	-27.00	/	/	AVG

802.11a_HCH_5240MHz_Ant1_NTNV



No	Frequency (MHz)	Level (dBm)	Limit (dBm)	Margin (dB)	Status	Remark	No	Frequency (MHz)	Level (dBm)	Limit (dBm)	Margin (dB)	Status	Remark
1	5403.600	-49.09	-21.20	25.22	Pass	Peak	3	5403.600	/	-21.20	/	/	AVG
2	5432.400	-49.10	-21.20	25.23	Pass	Peak	4	5432.400	/	-21.20	/	/	AVG

802.11n(HT20)_LCH_5180MHz_Ant1_NTNV



No	Frequency (MHz)	Level (dBm)	Limit (dBm)	Margin (dB)	Status	Remark	No	Frequency (MHz)	Level (dBm)	Limit (dBm)	Margin (dB)	Status	Remark
1	18816	-41.67	-21.20	17.80	Pass	Peak	7	18816	-52.53	-41.20	8.66	Pass	AVG
2	21163.7	-40.61	-21.20	16.74	Pass	Peak	8	21163.7	-50.34	-41.20	6.47	Pass	AVG
3	22141.2	-41.67	-21.20	17.80	Pass	Peak	9	22141.2	-51.95	-41.20	8.07	Pass	AVG
4	23672.05	-38.23	-21.20	14.36	Pass	Peak	10	23672.05	-48.03	-41.20	4.16	Pass	AVG
5	24656.35	-38.37	-27.00	8.70	Pass	Peak	11	24656.35	/	-27.00	/	/	AVG
6	25763.05	-37.62	-27.00	7.95	Pass	Peak	12	25763.05	/	-27.00	/	/	AVG