

MAGNASPHERE MSS -RFS-### SERIES WIRELESS SECURITY SENSOR INSTALLATION INSTRUCTIONS:

Required Tools and Components


Provided by Manufacturer (per set)

- 1 MSS-RFS switch module
- 1 MSS-RFS magnet module
- 4 Mounting Screws
- 1 Battery (3VDC 1.55Ah CR123A Lithium)

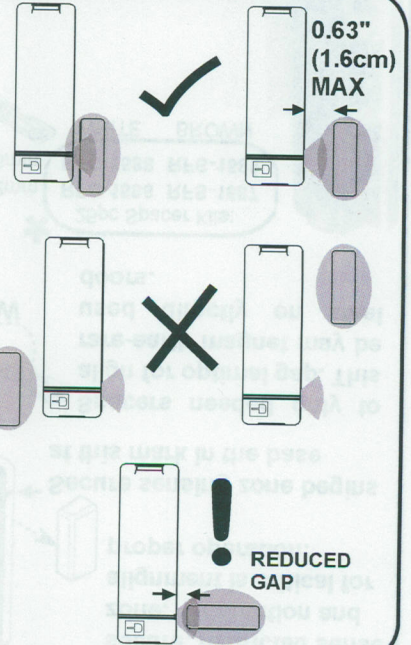
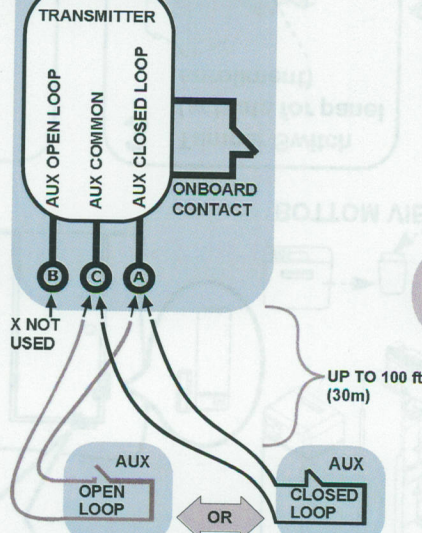
Provided by Installer

- Hand Tools
- Magnet Spacers *(optional, as needed)
- Auxiliary Contact (optional)

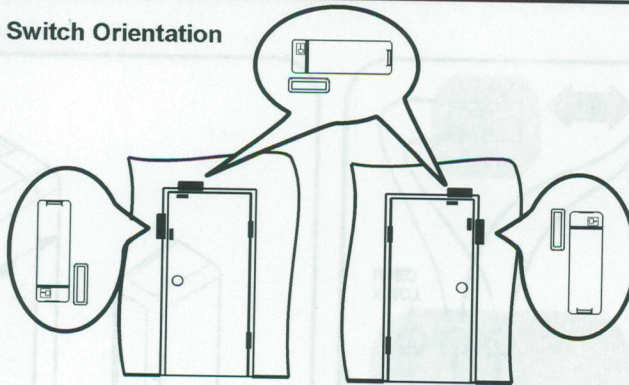

MSS-RFS Series



CONTACT STATE SHOWN WITH MAGNET IN SECURE POSITION



Installation Plan & Switch Orientation

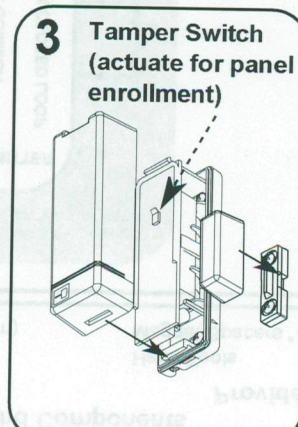
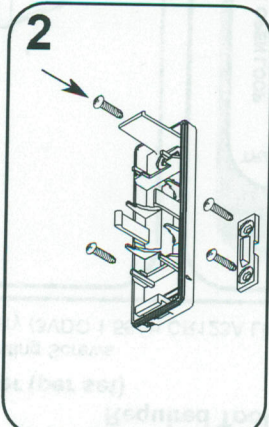
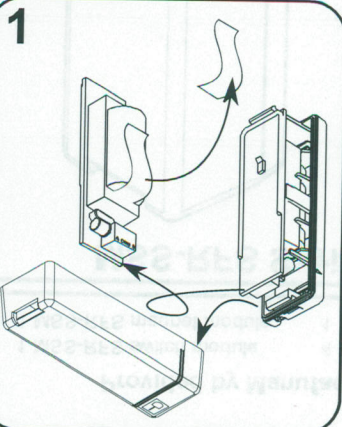


Magnasphere's MSS-RFS uses a more secure, restricted sense zone. Orientation and alignment is critical for proper operation.

Secure sensing zone begins at this mark in the base

Spacers needed only to align for optimal gap. This rare-earth magnet may be used directly on steel doors.

BOTTOM VIEW



- * 25pc Spacer Kits:
- 2mm RFS-1586 RFS-1587
 - 3mm RFS-1588 RFS-1589
 - WHITE BROWN



FCC:

FCC label statement:

"This device complies with part 15 of the FCC Rules. Operation is subject to the following two conditions: (1) This device may not cause harmful interference, and (2) this device must accept any interference received, including interference that may cause undesired operation."

Note: This equipment has been tested and found to comply with the limits for a Class B digital device, pursuant to part 15 of the FCC Rules. These limits are designed to provide reasonable protection against harmful interference in a residential installation. This equipment generates, uses and can radiate radio frequency energy and, if not installed and used in accordance with the instructions, may cause harmful interference to radio communications. However, there is no guarantee that interference will not occur in a particular installation. If this equipment does cause harmful interference to radio or television reception, which can be determined by turning the equipment off and on, the user is encouraged to try to correct the interference by one or more of the following measures:

- Reorient or relocate the receiving antenna.*
- Increase the separation between the equipment and receiver.*
- Connect the equipment into an outlet on a circuit different from that to which the receiver is connected.*
- Consult the dealer or an experienced radio/TV technician for help.*

Changes or modifications not expressly approved by the party responsible for compliance could void the user's authority to operate the equipment.

RF Exposure Guidance: *This equipment complies with FCC radiation exposure limits set forth for an uncontrolled environment. This equipment should be installed and operated with a minimum distance of 1.5cm? between the radiator and persons. This transmitter must not be co-located or operating in conjunction with any other antenna or transmitter, except in accordance with FCC multi-transmitter product procedures.*

I.C.:

I.C. label Statement: IC: 11817A-RFSDWS

This device complies with Industry Canada licence-exempt RSS standard(s). Operation is subject to the following two conditions: (1) this device may not cause interference, and (2) this device must accept any interference, including interference that may cause undesired operation of the device.

Le présent appareil est conforme aux CNR d'Industrie Canada applicables aux appareils radio exempts de licence. L'exploitation est autorisée aux deux conditions suivantes : (1) l'appareil ne doit pas produire de brouillage, et (2) l'utilisateur de l'appareil doit accepter tout brouillage radioélectrique subi, même si le brouillage est susceptible d'en compromettre le fonctionnement.

Under Industry Canada regulations, this radio transmitter may only operate using an antenna of a type and maximum (or lesser) gain approved for the transmitter by Industry Canada. To reduce potential radio interference to other users, the antenna type and its gain should be so chosen that the equivalent isotropically radiated power (e.i.r.p.) is not more than that necessary for successful communication.

Conformément à la réglementation d'Industrie Canada, le présent émetteur radio peut fonctionner avec une antenne d'un type et d'un gain maximal (ou inférieur) approuvé pour l'émetteur par Industrie Canada. Dans le but de réduire les risques de brouillage radioélectrique à l'intention des autres utilisateurs, il faut choisir le type d'antenne et son gain de sorte que la puissance isotrope rayonnée équivalente (p.i.r.e.) ne dépasse pas l'intensité nécessaire à l'établissement d'une communication satisfaisante.