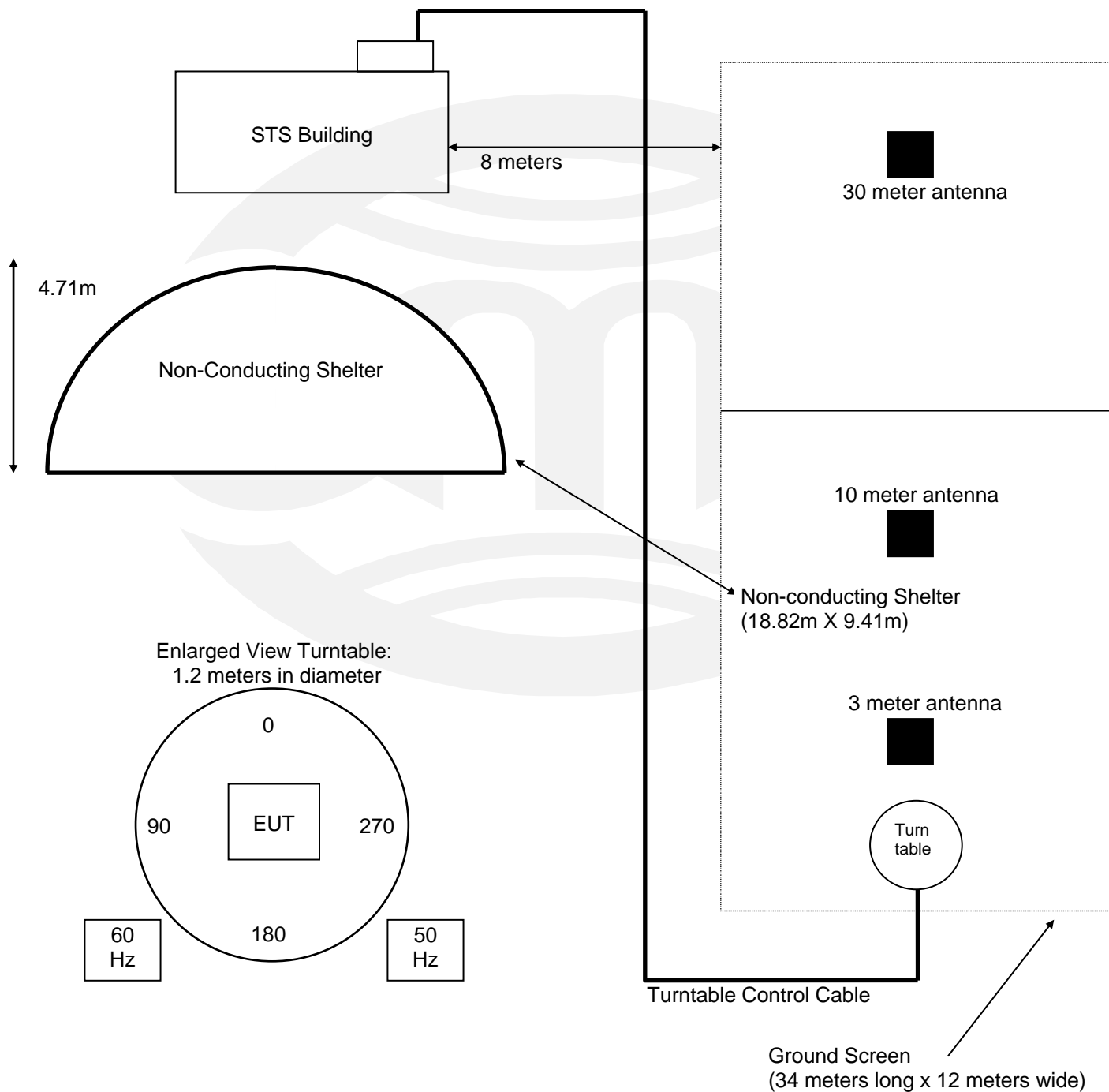


TEST SETUP FOR EMISSIONS TESTING

TÜV SÜD America Inc
Taylors Falls, Small Test Site (STS)

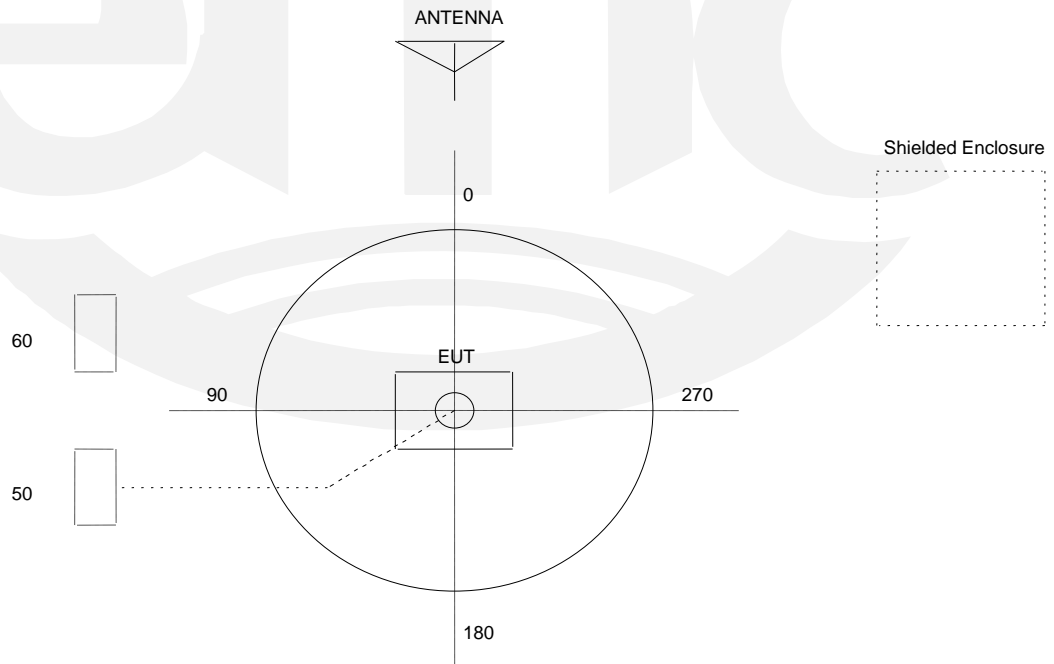


TEST SETUP FOR EMISSIONS TESTING

TAYLORS FALLS LAB Large Test Site

Notes:

1. Items shown in dotted lines are located on the floor below the test area. It is 5 meters vertically from the ground floor to the test area.
2. 50 Hz and 60 Hz are power panels for alternating current.
3. The antenna may be positioned horizontally 3 and 10 meters from the center of the turntable.
4. The circle is either a 6.7 meter or 1.2 meter diameter turntable.
5. A ground plane is in the plane of this sheet.
6. The test sample is shown in the azimuthal position representing zero degrees.




Test-setup photo(s): radiated emissions

72121382




72121382



Test-setup photo(s): radiated emissions above 1 GHz

72121382



Test-setup photo(s): AC power line conducted emissions

