

CETECOM™

Test report no.: 1-0228/15-01-01_AnnexB

Annex B

CETECOM™

CETECOM ICT Services
consulting - testing - certification >>>

This test report annex is electronically signed and valid without handwriting signature. For verification of the electronic signatures, the public keys can be requested at the testing laboratory.

Test report annex authorised:

David Lang
Lab Manager
Radio Communications & EMC

Internal photos of the EUT

Photo 1 (power supply - top view):




Photo 2 (power supply board - front view):




Photo 3 (power supply board - rear view)




Photo 4 (power supply housing):



Photo 5 (power supply housing):



Photo 6 (power supply housing):



Photo 7 (RF/Audio housing):




Photo 8 (RF/Audio housing):



Photo 9 (RF/Audio housing):



Photo 10 (RF/Audio boards):



Photo 11 (Audio board with DSP on interface / RF board rear view):




Photo 12 (Audio board with DSP – top view):




Photo 13 (Audio board with DSP – rear view):



Photo 14 (interface board – top view):



Photo 15 (interface board – rear view):




Photo 16 (RF board – top view):





Photo 17 (RF board – rear view):



Document history

Version	Applied changes	Date of release
	Initial release	2015-10-17