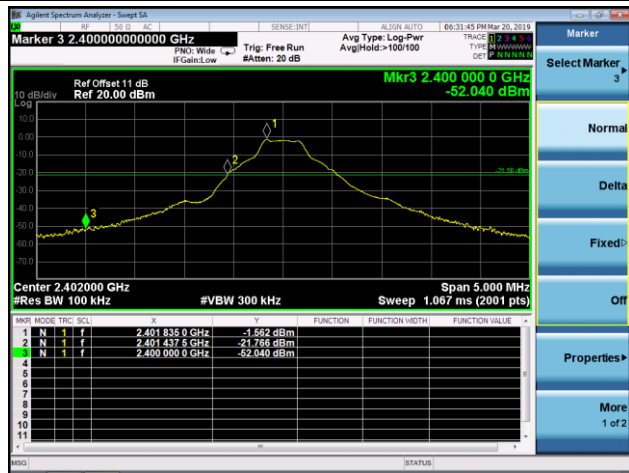
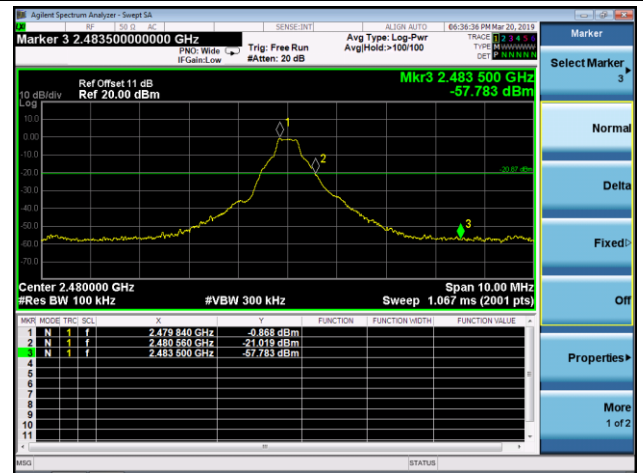


Band-edge Compliance

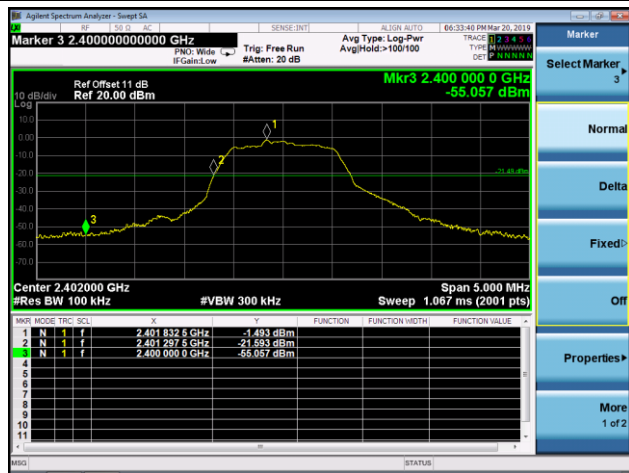
DH5 - Channel 00 (2402MHz)



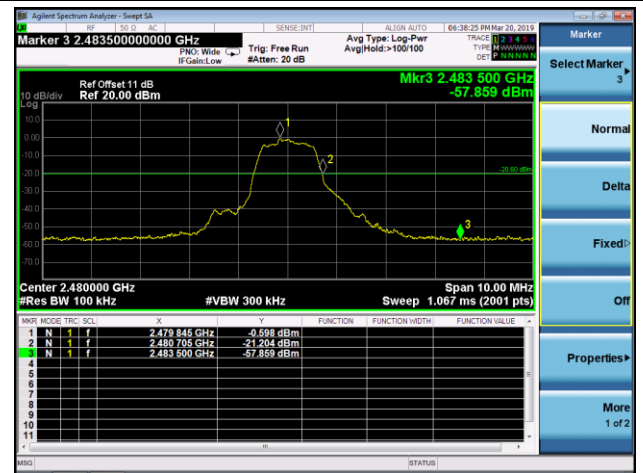
DH5 - Channel 78 (2480MHz)



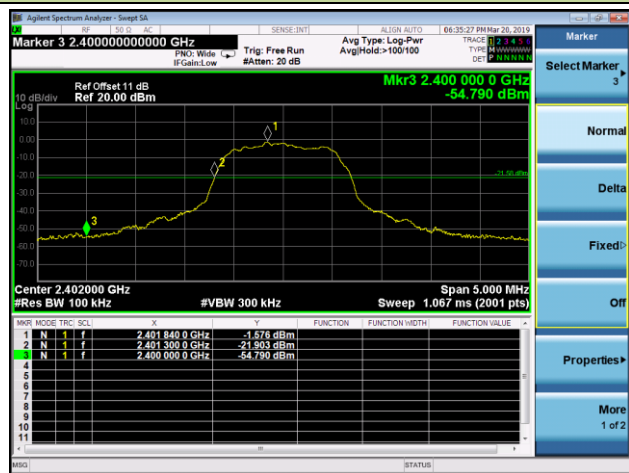
2DH5 - Channel 00 (2402MHz)



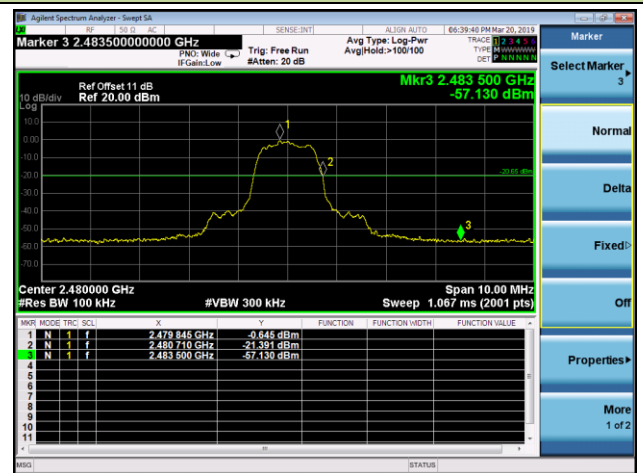
2DH5 - Channel 78 (2480MHz)



3DH5 - Channel 00 (2402MHz)

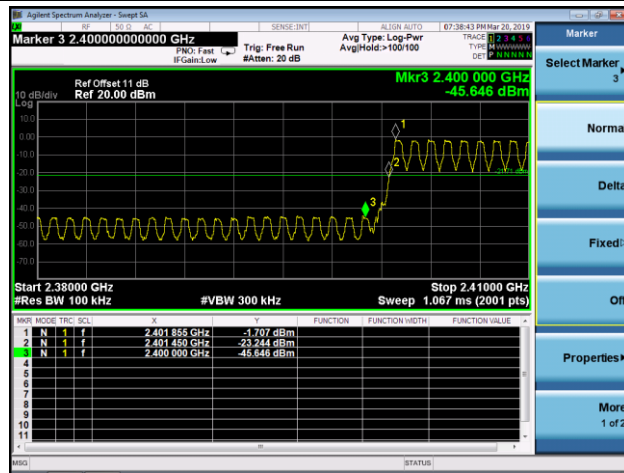


3DH5 - Channel 78 (2480MHz)

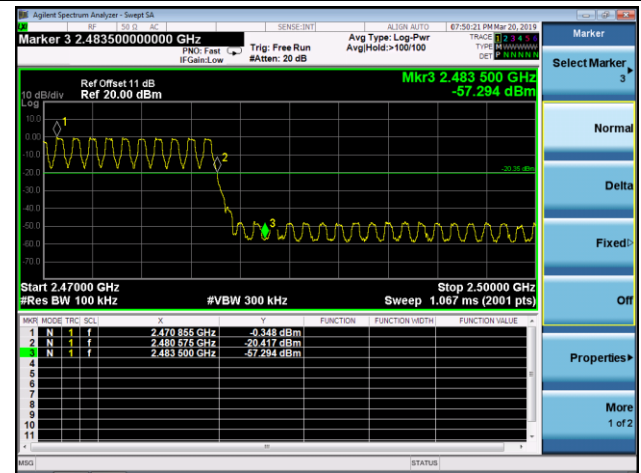


Operation Frequency Range of 20dB Bandwidth within Hopping Mode

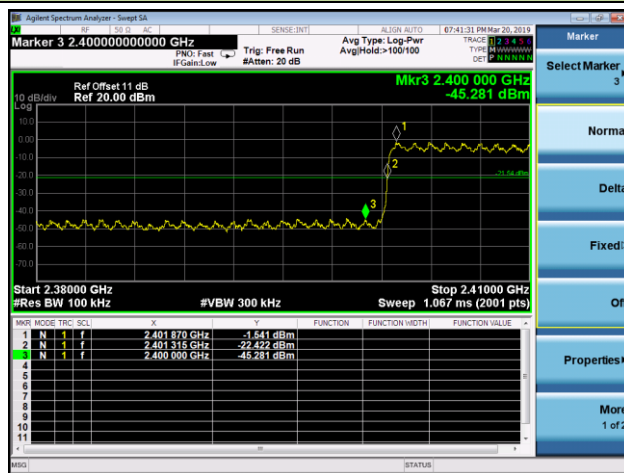
DH5 - Channel 00 (2402MHz)



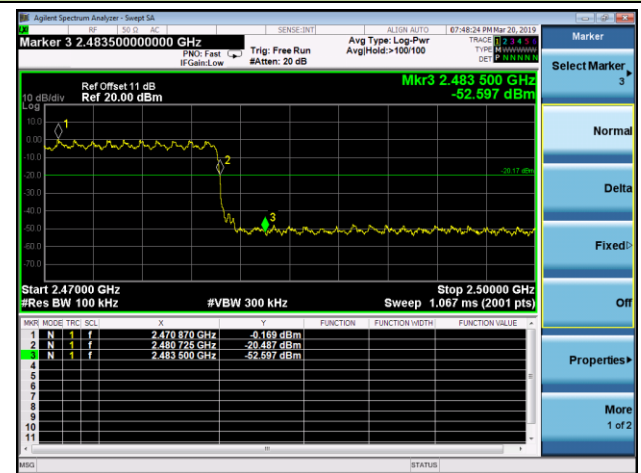
DH5 - Channel 78 (2480MHz)



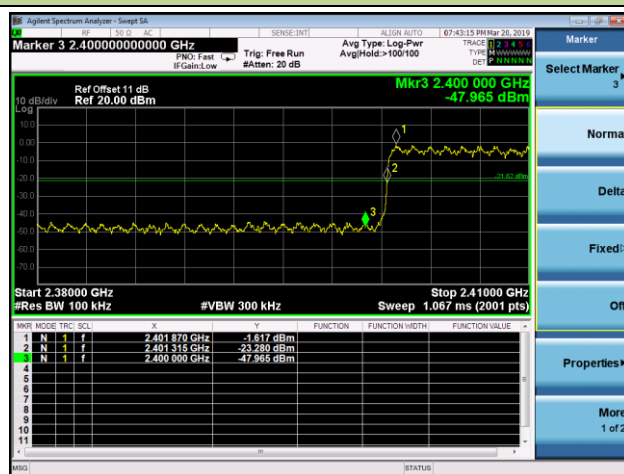
2DH5 - Channel 00 (2402MHz)



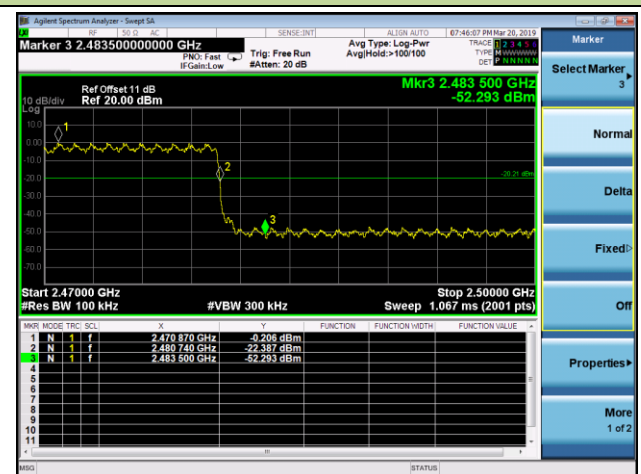
2DH5 - Channel 78 (2480MHz)



3DH5 - Channel 00 (2402MHz)



3DH5 - Channel 78 (2480MHz)



7.8. Conducted Spurious Emissions Measurement

7.8.1. Test Limit

In any 100 kHz bandwidth outside the frequency band in which the spread spectrum or digitally modulated intentional radiator is operating, the radio frequency power that is produced by the intentional radiator shall be at least 20 dB below that in the 100 kHz bandwidth within the band that contains the highest level of the desired power, based on either an RF conducted or a radiated measurement, provided the transmitter demonstrates compliance with the peak conducted or a radiated measurement, provided the transmitter demonstrates compliance with the peak conducted power limits.

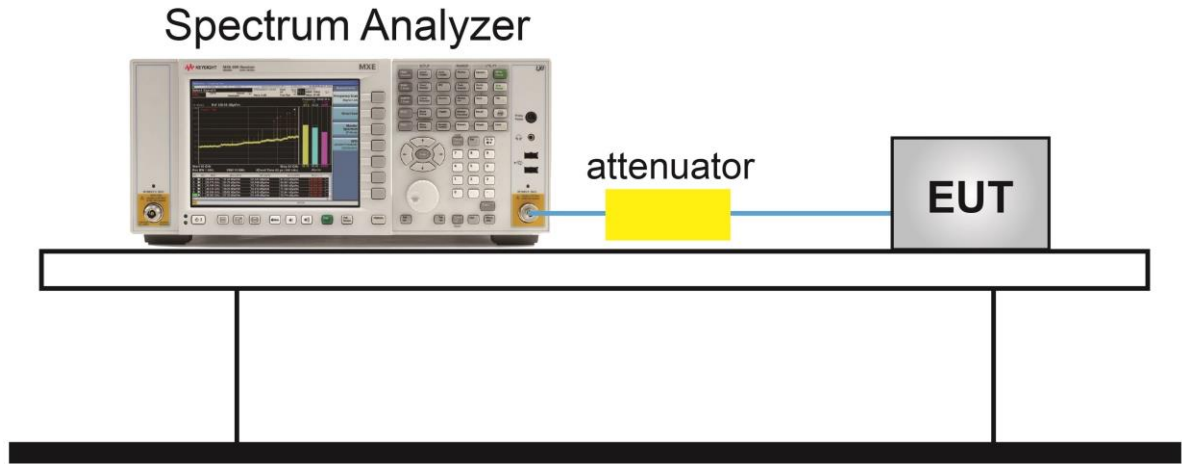
7.8.2. Test Procedure Used

ANSI C63.10-2013 - Section 7.8.8

7.8.3. Test Setting

1. Span = wide enough to capture the peak level of the in-band emission and all spurious emissions (e.g., harmonics) from the lowest frequency generated in the EUT up through the 10th harmonic. Typically, several plots are required to cover this entire span.
2. RBW = 100kHz
3. VBW \geq RBW
4. Detector = peak
5. Sweep time = auto couple
6. Trace mode = max hold
7. Trace was allowed to stabilize
8. Set the marker on the peak of any spurious emission recorded. The level displayed must comply with the limit specified in this section.

7.8.4. Test Setup



7.8.5. Test Result

Product	Bluetooth Speaker	Temperature	25°C
Test Engineer	Snake Ni	Relative Humidity	56%
Test Site	TR3	Test Date	2019/03/20

Test Mode	Channel No.	Frequency (MHz)	Limit	Result
DH5	00	2402	20dBc	Pass
DH5	39	2441	20dBc	Pass
DH5	78	2480	20dBc	Pass
2DH5	00	2402	20dBc	Pass
2DH5	39	2441	20dBc	Pass
2DH5	78	2480	20dBc	Pass
3DH5	00	2402	20dBc	Pass
3DH5	39	2441	20dBc	Pass
3DH5	78	2480	20dBc	Pass

DH5 Conducted Spurious Emissions

Channel 00 (2402MHz)



Channel 39 (2441MHz)



Channel 78 (2480MHz)



2DH5 Conducted Spurious Emissions

Channel 00 (2402MHz)



Channel 39 (2441MHz)



Channel 78 (2480MHz)

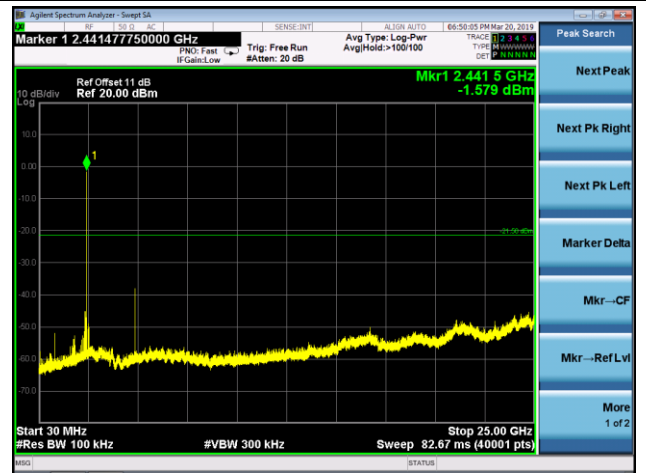


3DH5 Conducted Spurious Emissions

Channel 00 (2402MHz)



Channel 39 (2441MHz)



Channel 78 (2480MHz)



7.9. Radiated Spurious Emission Measurement

7.9.1. Test Limit

All out of band emissions appearing in a restricted band as specified in Section 15.205 of the Title 47 CFR must not exceed the limits shown in Table per Section 15.209.

FCC Part 15 Subpart C Paragraph 15.209		
Frequency (MHz)	Field Strength (uV/m)	Measured Distance (Meters)
0.009 - 0.490	2400/F (kHz)	300
0.490 - 1.705	24000/F (kHz)	30
1.705 - 30	30	30
30 - 88	100**	3
88 - 216	150**	3
216 - 960	200**	3
Above 960	500	3

7.9.2. Test Procedure Used

ANSI C63.10-2013 - Section 6.3 (General Requirements)

ANSI C63.10-2013 - Section 6.4 (Standard test method below 30MHz)

ANSI C63.10-2013 - Section 6.5 (Standard test method above 30MHz to 1GHz)

ANSI C63.10-2013 - Section 6.6 (Standard test method above 1GHz)

7.9.3. Test Setting

Table 1 - RBW as a function of frequency

Frequency	RBW
9 ~ 150 kHz	200 ~ 300 Hz
0.15 ~ 30 MHz	9 ~ 10 kHz
30 ~ 1000 MHz	100 ~ 120 kHz
> 1000 MHz	1 MHz

Quasi-Peak Measurements below 1GHz

1. Analyzer center frequency was set to the frequency of the radiated spurious emission of interest
2. Span was set greater than 1MHz
3. RBW = as specified in Table 1
4. Detector = CISPR quasi-peak
5. Sweep time = auto couple
6. Trace was allowed to stabilize

Peak Measurements above 1GHz

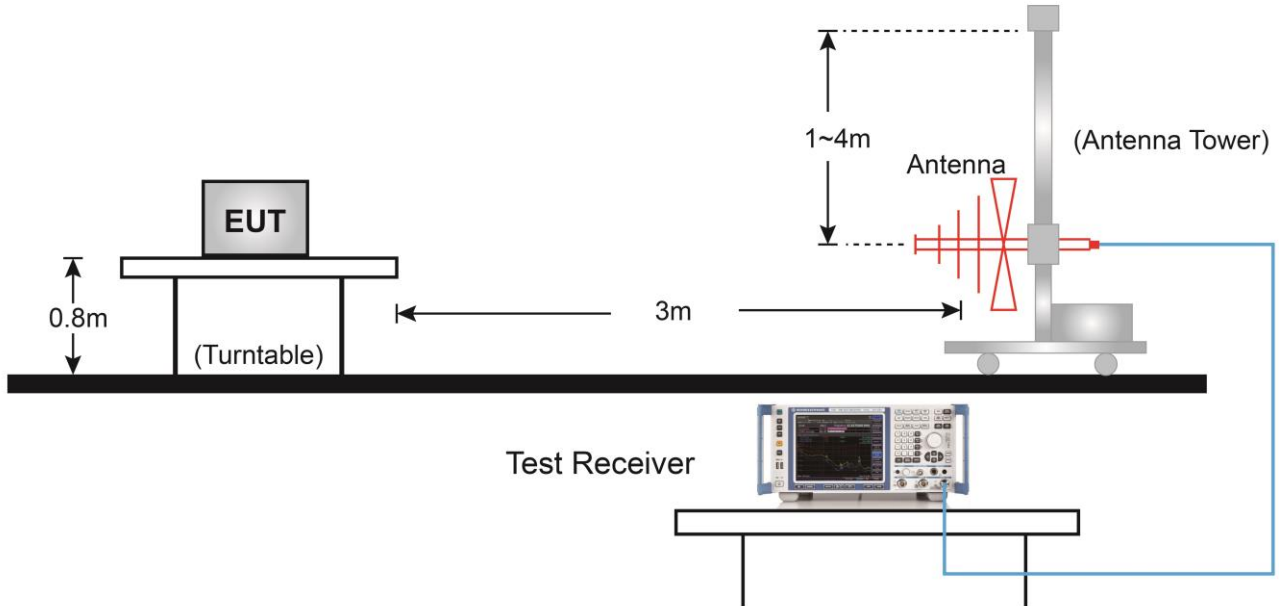
1. Analyzer center frequency was set to the frequency of the radiated spurious emission of interest
2. RBW = 1MHz
3. VBW = 3MHz
4. Detector = peak
5. Sweep time = auto couple
6. Trace mode = max hold
7. Trace was allowed to stabilize

Average Measurements above 1GHz (Method VB)

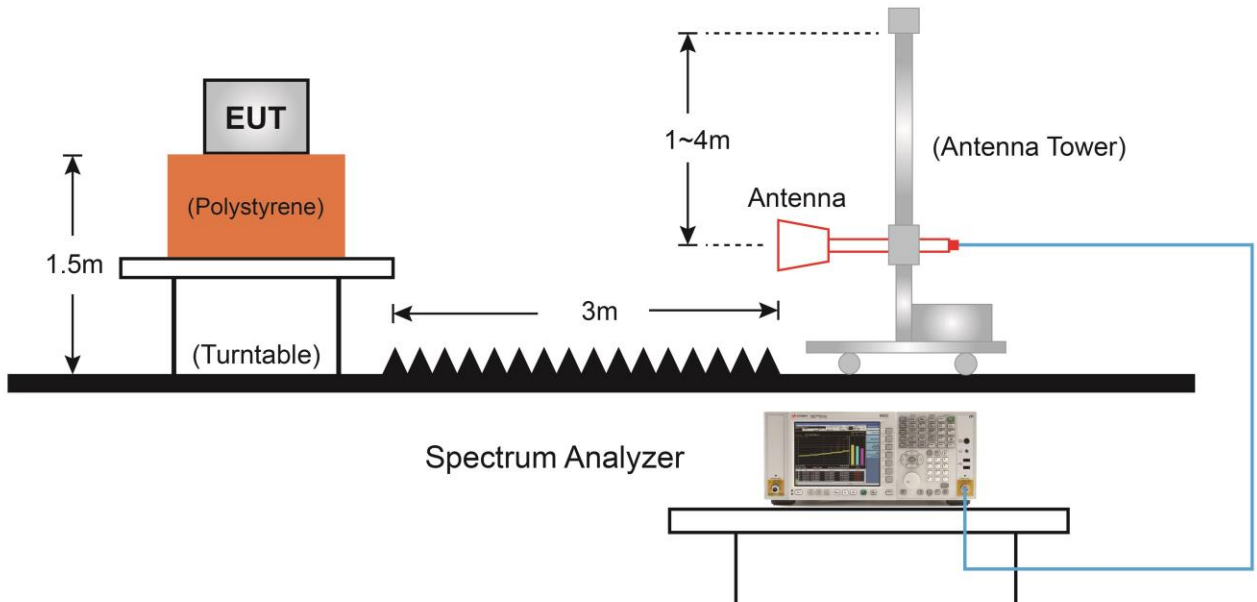
1. Analyzer center frequency was set to the frequency of the radiated spurious emission of interest
2. RBW = 1MHz
3. VBW; If the EUT is configured to transmit with duty cycle $\geq 98\%$, set VBW = 10 Hz.
If the EUT duty cycle is $< 98\%$, set VBW $\geq 1/T$. T is the minimum transmission duration.
4. Detector = Peak
5. Sweep time = auto
6. Trace mode = max hold
7. Trace was allowed to stabilize

7.9.4. Test Setup

Below 1GHz Test Setup:



Above 1GHz Test Setup:



7.9.5. Test Result

Product	Bluetooth Speaker	Temperature	25°C
Test Engineer	Messiah Li	Relative Humidity	56%
Test Site	AC2	Test Date	2019/03/21
Test Mode:	DH5	Test Channel:	00
Remark:	1. Average measurement was not performed if peak level lower than average limit. 2. Other frequency was 20dB below limit line within 1-18GHz, there is not show in the report.		

Mark	Frequency (MHz)	Reading Level (dBμV)	Factor (dB)	Measure Level (dBμV/m)	Limit (dBμV/m)	Margin (dB)	Detector	Polarization
	4094.0	37.8	0.9	38.7	74.0	-35.3	Peak	Horizontal
	4808.0	45.6	3.5	49.1	74.0	-24.9	Peak	Horizontal
*	6287.0	35.3	7.1	42.4	74.0	-31.6	Peak	Horizontal
*	10290.5	34.4	15.6	50.0	74.0	-24.0	Peak	Horizontal
	4255.5	38.2	1.4	39.6	74.0	-34.4	Peak	Vertical
	4808.0	48.2	3.5	51.7	74.0	-22.3	Peak	Vertical
*	6168.0	35.7	6.7	42.4	74.0	-31.6	Peak	Vertical
*	7944.5	35.8	11.6	47.4	74.0	-26.6	Peak	Vertical

Note 1: "*" is not in restricted band, its limit is 20dBc of the fundamental emission level (92.2dBμV/m) or 15.209 which is higher.

Note 2: Measure Level (dBμV/m) = Reading Level (dBμV) + Factor (dB)

Factor (dB) = Cable Loss (dB) + Antenna Factor (dB/m) - Pre_Amplifier Gain (dB)

Product	Bluetooth Speaker	Temperature	25°C
Test Engineer	Messiah Li	Relative Humidity	56%
Test Site	AC2	Test Date	2019/03/21
Test Mode:	DH5	Test Channel:	39
Remark:	1. Average measurement was not performed if peak level lower than average limit. 2. Other frequency was 20dB below limit line within 1-18GHz, there is not show in the report.		

Mark	Frequency (MHz)	Reading Level (dBμV)	Factor (dB)	Measure Level (dBμV/m)	Limit (dBμV/m)	Margin (dB)	Detector	Polarization
	3788.0	38.5	-0.1	38.4	74.0	-35.6	Peak	Horizontal
	4884.5	47.0	3.5	50.5	74.0	-23.5	Peak	Horizontal
*	6584.5	35.9	8.2	44.1	74.0	-29.9	Peak	Horizontal
*	10163.0	34.6	15.0	49.6	74.0	-24.4	Peak	Horizontal
	4315.0	38.1	1.7	39.8	74.0	-34.2	Peak	Vertical
	4884.5	47.7	3.5	51.2	74.0	-22.8	Peak	Vertical
*	6244.5	36.6	6.9	43.5	74.0	-30.5	Peak	Vertical
*	10061.0	34.1	14.7	48.8	74.0	-25.2	Peak	Vertical

Note 1: "*" is not in restricted band, its limit is 20dBc of the fundamental emission level (92.4dBμV/m) or 15.209 which is higher.

Note 2: Measure Level (dBμV/m) = Reading Level (dBμV) + Factor (dB)

Factor (dB) = Cable Loss (dB) + Antenna Factor (dB/m) - Pre_Amplifier Gain (dB)

Product	Bluetooth Speaker	Temperature	25°C
Test Engineer	Messiah Li	Relative Humidity	56%
Test Site	AC2	Test Date	2019/03/21
Test Mode:	DH5	Test Channel:	78
Remark:	1. Average measurement was not performed if peak level lower than average limit. 2. Other frequency was 20dB below limit line within 1-18GHz, there is not show in the report.		

Mark	Frequency (MHz)	Reading Level (dBμV)	Factor (dB)	Measure Level (dBμV/m)	Limit (dBμV/m)	Margin (dB)	Detector	Polarization
	4094.0	38.6	0.9	39.5	74.0	-34.5	Peak	Horizontal
	4961.0	49.6	3.5	53.1	74.0	-20.9	Peak	Horizontal
*	6576.0	36.4	8.2	44.6	74.0	-29.4	Peak	Horizontal
*	9806.0	34.9	14.2	49.1	74.0	-24.9	Peak	Horizontal
	4111.0	37.6	0.9	38.5	74.0	-35.5	Peak	Vertical
	4961.0	50.3	3.5	53.8	74.0	-20.2	Peak	Vertical
*	7103.0	34.3	11.1	45.4	74.0	-28.6	Peak	Vertical
*	9661.5	34.3	13.6	47.9	74.0	-26.1	Peak	Vertical

Note 1: "*" is not in restricted band, its limit is 20dBc of the fundamental emission level (93.8dBμV/m) or 15.209 which is higher.

Note 2: Measure Level (dBμV/m) = Reading Level (dBμV) + Factor (dB)

Factor (dB) = Cable Loss (dB) + Antenna Factor (dB/m) - Pre_Amplifier Gain (dB)

Product	Bluetooth Speaker	Temperature	25°C
Test Engineer	Messiah Li	Relative Humidity	56%
Test Site	AC2	Test Date	2019/03/21
Test Mode:	2DH5	Test Channel:	00
Remark:	<ol style="list-style-type: none"> 1. Average measurement was not performed if peak level lower than average limit. 2. Other frequency was 20dB below limit line within 1-18GHz, there is not show in the report. 		

Mark	Frequency (MHz)	Reading Level (dBμV)	Factor (dB)	Measure Level (dBμV/m)	Limit (dBμV/m)	Margin (dB)	Detector	Polarization
	4238.5	37.4	1.3	38.7	74.0	-35.3	Peak	Horizontal
	4808.0	47.4	3.5	50.9	74.0	-23.1	Peak	Horizontal
*	6287.0	35.6	7.1	42.7	74.1	-31.4	Peak	Horizontal
*	10341.5	33.3	16.0	49.3	74.1	-24.8	Peak	Horizontal
	4298.0	38.5	1.6	40.1	74.0	-33.9	Peak	Vertical
	4808.0	50.7	3.5	54.2	74.0	-19.8	Peak	Vertical
	4808.0	44.4	3.5	47.9	54.0	-6.1	Average	Vertical
*	6244.5	35.5	6.9	42.4	74.1	-31.7	Peak	Vertical
*	9687.0	34.9	13.6	48.5	74.1	-25.6	Peak	Vertical

Note 1: "*" is not in restricted band, its limit is 20dBc of the fundamental emission level (94.1dBμV/m) or 15.209 which is higher.

Note 2: Measure Level (dBμV/m) = Reading Level (dBμV) + Factor (dB)

Factor (dB) = Cable Loss (dB) + Antenna Factor (dB/m) - Pre_Amplifier Gain (dB)

Product	Bluetooth Speaker	Temperature	25°C
Test Engineer	Messiah Li	Relative Humidity	56%
Test Site	AC2	Test Date	2019/03/21
Test Mode:	2DH5	Test Channel:	39
Remark:	<ol style="list-style-type: none"> 1. Average measurement was not performed if peak level lower than average limit. 2. Other frequency was 20dB below limit line within 1-18GHz, there is not show in the report. 		

Mark	Frequency (MHz)	Reading Level (dBμV)	Factor (dB)	Measure Level (dBμV/m)	Limit (dBμV/m)	Margin (dB)	Detector	Polarization
	4026.0	38.1	0.6	38.7	74.0	-35.3	Peak	Horizontal
	4884.5	48.5	3.5	52.0	74.0	-22.0	Peak	Horizontal
*	6559.0	35.4	8.3	43.7	74.3	-30.6	Peak	Horizontal
*	9712.5	36.1	13.7	49.8	74.3	-24.5	Peak	Horizontal
	4289.5	37.4	1.5	38.9	74.0	-35.1	Peak	Vertical
	4884.5	49.5	3.5	53.0	74.0	-21.0	Peak	Vertical
*	7154.0	34.4	11.4	45.8	74.3	-28.5	Peak	Vertical
*	9984.5	34.2	14.4	48.6	74.3	-25.7	Peak	Vertical

Note 1: "*" is not in restricted band, its limit is 20dBc of the fundamental emission level (94.3dBμV/m) or 15.209 which is higher.

Note 2: Measure Level (dBμV/m) = Reading Level (dBμV) + Factor (dB)

Factor (dB) = Cable Loss (dB) + Antenna Factor (dB/m) - Pre_Amplifier Gain (dB)

Product	Bluetooth Speaker	Temperature	25°C
Test Engineer	Messiah Li	Relative Humidity	56%
Test Site	AC2	Test Date	2019/03/21
Test Mode:	2DH5	Test Channel:	78
Remark:	1. Average measurement was not performed if peak level lower than average limit. 2. Other frequency was 20dB below limit line within 1-18GHz, there is not show in the report.		

Mark	Frequency (MHz)	Reading Level (dBμV)	Factor (dB)	Measure Level (dBμV/m)	Limit (dBμV/m)	Margin (dB)	Detector	Polarization
	4213.0	37.4	1.2	38.6	74.0	-35.4	Peak	Horizontal
	4961.0	52.5	3.5	56.0	74.0	-18.0	Peak	Horizontal
	4961.0	45.8	3.5	49.3	54.0	-4.7	Average	Horizontal
*	6576.0	36.2	8.2	44.4	75.9	-31.5	Peak	Horizontal
*	9882.5	35.4	14.1	49.5	75.9	-26.4	Peak	Horizontal
	4094.0	38.6	0.9	39.5	74.0	-34.5	Peak	Vertical
	4961.0	53.1	3.5	56.6	74.0	-17.4	Peak	Vertical
	4961.0	46.3	3.5	49.8	54.0	-4.2	Average	Vertical
*	6185.0	36.1	6.8	42.9	75.9	-33.0	Peak	Vertical
*	8862.5	34.4	12.6	47.0	75.9	-28.9	Peak	Vertical

Note 1: "*" is not in restricted band, its limit is 20dBc of the fundamental emission level (95.9dBμV/m) or 15.209 which is higher.

Note 2: Measure Level (dBμV/m) = Reading Level (dBμV) + Factor (dB)

Factor (dB) = Cable Loss (dB) + Antenna Factor (dB/m) - Pre_Amplifier Gain (dB)

Product	Bluetooth Speaker	Temperature	25°C
Test Engineer	Messiah Li	Relative Humidity	56%
Test Site	AC2	Test Date	2019/03/21
Test Mode:	3DH5	Test Channel:	00
Remark:	1. Average measurement was not performed if peak level lower than average limit. 2. Other frequency was 20dB below limit line within 1-18GHz, there is not show in the report.		

Mark	Frequency (MHz)	Reading Level (dBμV)	Factor (dB)	Measure Level (dBμV/m)	Limit (dBμV/m)	Margin (dB)	Detector	Polarization
	4247.0	39.0	1.4	40.4	74.0	-33.6	Peak	Horizontal
	4808.0	47.9	3.5	51.4	74.0	-22.6	Peak	Horizontal
*	6431.5	36.4	7.5	43.9	74.5	-30.6	Peak	Horizontal
*	10358.5	34.2	16.1	50.3	74.5	-24.2	Peak	Horizontal
	4238.5	37.9	1.3	39.2	74.0	-34.8	Peak	Vertical
	4808.0	50.5	3.5	54.0	74.0	-20.0	Peak	Vertical
	4808.0	44.6	3.5	48.1	54.0	-5.9	Average	Vertical
*	6593.0	35.6	8.1	43.7	74.5	-30.8	Peak	Vertical
*	10299.0	33.5	15.7	49.2	74.5	-25.3	Peak	Vertical

Note 1: "*" is not in restricted band, its limit is 20dBc of the fundamental emission level (94.5dBμV/m) or 15.209 which is higher.

Note 2: Measure Level (dBμV/m) = Reading Level (dBμV) + Factor (dB)

Factor (dB) = Cable Loss (dB) + Antenna Factor (dB/m) - Pre_Amplifier Gain (dB)

Product	Bluetooth Speaker	Temperature	25°C
Test Engineer	Messiah Li	Relative Humidity	56%
Test Site	AC2	Test Date	2019/03/21
Test Mode:	3DH5	Test Channel:	39
Remark:	1. Average measurement was not performed if peak level lower than average limit. 2. Other frequency was 20dB below limit line within 1-18GHz, there is not show in the report.		

Mark	Frequency (MHz)	Reading Level (dBμV)	Factor (dB)	Measure Level (dBμV/m)	Limit (dBμV/m)	Margin (dB)	Detector	Polarization
	4017.5	38.8	0.5	39.3	74.0	-34.7	Peak	Horizontal
	4884.5	49.4	3.5	52.9	74.0	-21.1	Peak	Horizontal
*	6202.0	35.7	6.6	42.3	74.8	-32.5	Peak	Horizontal
*	10256.5	33.8	15.5	49.3	74.8	-25.5	Peak	Horizontal
	4366.0	38.0	2.0	40.0	74.0	-34.0	Peak	Vertical
	4884.5	49.1	3.5	52.6	74.0	-21.4	Peak	Vertical
*	6618.5	36.7	8.1	44.8	74.8	-30.0	Peak	Vertical
*	9712.5	34.8	13.7	48.5	74.8	-26.3	Peak	Vertical

Note 1: "*" is not in restricted band, its limit is 20dBc of the fundamental emission level (94.8dBμV/m) or 15.209 which is higher.

Note 2: Measure Level (dBμV/m) = Reading Level (dBμV) + Factor (dB)

Factor (dB) = Cable Loss (dB) + Antenna Factor (dB/m) - Pre_Amplifier Gain (dB)

Product	Bluetooth Speaker	Temperature	25°C
Test Engineer	Messiah Li	Relative Humidity	56%
Test Site	AC2	Test Date	2019/03/21
Test Mode:	3DH5	Test Channel:	78
Remark:	1. Average measurement was not performed if peak level lower than average limit. 2. Other frequency was 20dB below limit line within 1-18GHz, there is not show in the report.		

Mark	Frequency (MHz)	Reading Level (dBμV)	Factor (dB)	Measure Level (dBμV/m)	Limit (dBμV/m)	Margin (dB)	Detector	Polarization
	4085.5	38.6	0.9	39.5	74.0	-34.5	Peak	Horizontal
	4961.0	51.1	3.5	54.6	74.0	-19.4	Peak	Horizontal
	4961.0	45.4	3.5	48.9	54.0	-5.1	Average	Horizontal
*	6941.5	36.3	10.0	46.3	76.3	-30.0	Peak	Horizontal
*	9950.5	34.9	14.3	49.2	76.3	-27.1	Peak	Horizontal
	3839.0	39.0	0.0	39.0	74.0	-35.0	Peak	Vertical
	4961.0	53.0	3.5	56.5	74.0	-17.5	Peak	Vertical
	4961.0	46.3	3.5	49.8	54.0	-4.2	Average	Vertical
*	6610.0	36.2	8.0	44.2	76.3	-32.1	Peak	Vertical
*	10307.5	34.9	15.7	50.6	76.3	-25.7	Peak	Vertical

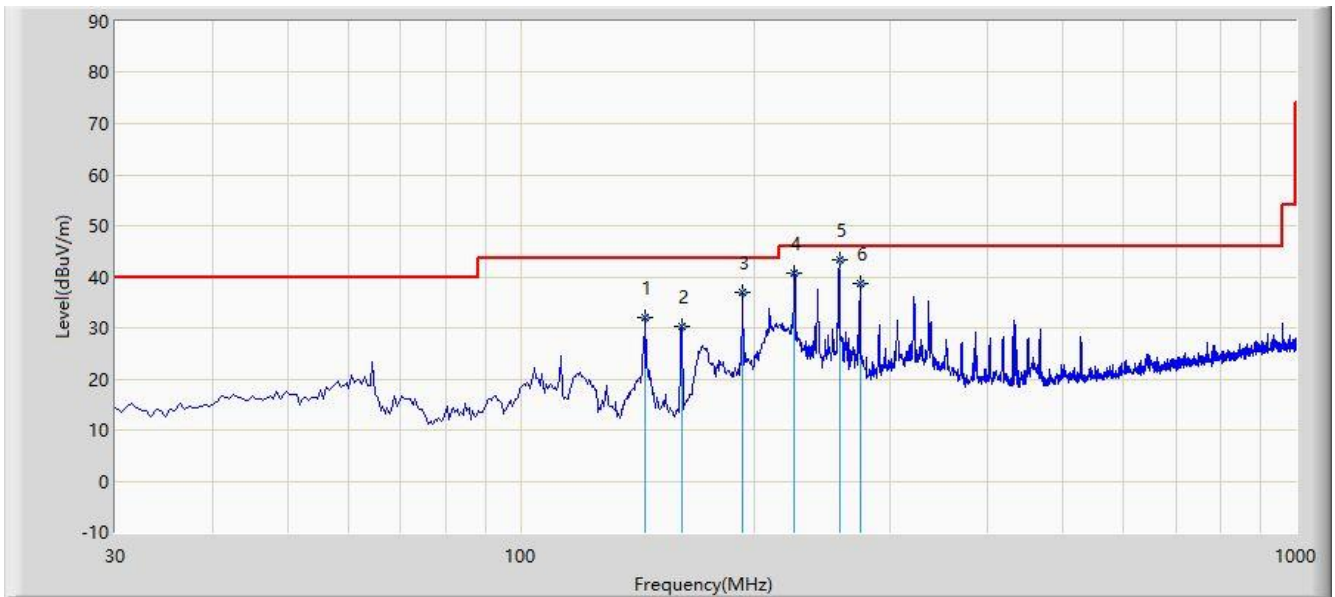
Note 1: "*" is not in restricted band, its limit is 20dBc of the fundamental emission level (96.3dBμV/m) or 15.209 which is higher.

Note 2: Measure Level (dBμV/m) = Reading Level (dBμV) + Factor (dB)

Factor (dB) = Cable Loss (dB) + Antenna Factor (dB/m) - Pre_Amplifier Gain (dB)

The Worst Case of Radiated Emission below 1GHz:

Site: AC2	Time: 2019/03/26 - 02:35
Limit: FCC_Part15.209_RE(3m)	Engineer: Stone Jia
Probe: VULB9162_0.03-8GHz	Polarity: Horizontal
EUT: Bluetooth Speaker	Power: AC 120V/60Hz
Worst Case Mode	



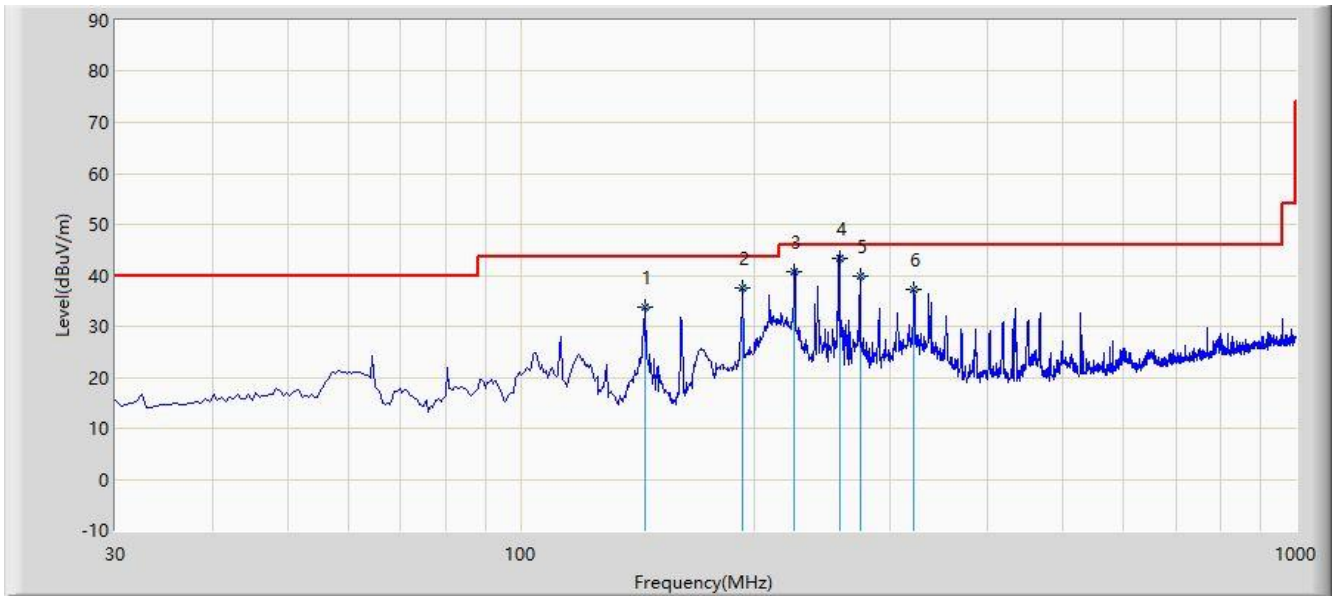
No	Flag	Mark	Frequency (MHz)	Measure Level (dBuV/m)	Reading Level (dBuV)	Over Limit (dB)	Limit (dBuV/m)	Factor (dB)	Type
1			144.945	32.151	22.495	-11.349	43.500	9.656	QP
2			161.435	30.207	20.089	-13.293	43.500	10.118	QP
3			193.445	37.076	24.841	-6.424	43.500	12.235	QP
4			225.655	40.708	28.030	-5.292	46.000	12.678	QP
5		*	257.925	43.352	29.740	-2.648	46.000	13.612	QP
6			273.955	38.705	24.320	-7.295	46.000	14.385	QP

Note 1: Measure Level (dB μ V/m) = Reading Level (dB μ V) + Factor (dB)

Factor (dB) = Cable Loss (dB) + Antenna Factor (dB/m)

Note 2: The test trace is same as the ambient noise and the amplitude of the emissions are attenuated more than 20dB below the permissible (the test frequency range: 9kHz ~ 30MHz, 18GHz ~ 25GHz), therefore no data appear in the report.

Site: AC2	Time: 2019/03/26 - 02:55
Limit: FCC_Part15.209_RE(3m)	Engineer: Stone Jia
Probe: VULB9162_0.03-8GHz	Polarity: Vertical
EUT: Bluetooth Speaker	Power: AC 120V/60Hz

Worst Case Mode


No	Flag	Mark	Frequency (MHz)	Measure Level (dBuV/m)	Reading Level (dBuV)	Over Limit (dB)	Limit (dBuV/m)	Factor (dB)	Type
1			144.945	33.912	24.256	-9.588	43.500	9.656	QP
2			193.445	37.491	25.256	-6.009	43.500	12.235	QP
3			225.600	40.816	28.140	-5.184	46.000	12.676	QP
4		*	257.800	43.360	29.750	-2.640	46.000	13.611	QP
5			273.955	39.844	25.459	-6.156	46.000	14.385	QP
6			321.970	37.239	21.812	-8.761	46.000	15.427	QP

Note 1: Measure Level (dB μ V/m) = Reading Level (dB μ V) + Factor (dB)

Factor (dB) = Cable Loss (dB) + Antenna Factor (dB/m)

Note 2: The test trace is same as the ambient noise and the amplitude of the emissions are attenuated more than 20dB below the permissible (the test frequency range: 9kHz ~ 30MHz, 18GHz ~ 25GHz), therefore no data appear in the report.

7.10. Radiated Restricted Band Edge Measurement

For 15.205 requirement:

Radiated emissions which fall in the restricted bands, as defined in Section 15.205(a) of FCC part 15, must also comply with the radiated emission limits specified in Section 15.209(a).

Frequency (MHz)	Frequency (MHz)	Frequency (MHz)	Frequency (GHz)
0.090 - 0.110	16.42 - 16.423	399.9 - 410	4.5 - 5.15
¹ 0.495 - 0.505	16.69475 - 16.69525	608 - 614	5.35 - 5.46
2.1735 - 2.1905	16.80425 - 16.80475	960 - 1240	7.25 - 7.75
4.125 - 4.128	25.5 - 25.67	1300 - 1427	8.025 - 8.5
4.17725 - 4.17775	37.5 - 38.25	1435 - 1626.5	9.0 - 9.2
4.20725 - 4.20775	73 - 74.6	1645.5 - 1646.5	9.3 - 9.5
6.215 - 6.218	74.8 - 75.2	1660 - 1710	10.6 - 12.7
6.26775 - 6.26825	108 - 121.94	1718.8 - 1722.2	13.25 - 13.4
6.31175 - 6.31225	123 - 138	2200 - 2300	14.47 - 14.5
8.291 - 8.294	149.9 - 150.05	2310 - 2390	15.35 - 16.2
8.362 - 8.366	156.52475 - 156.525	2483.5 - 2500	17.7 - 21.4
8.37625 - 8.38675	156.7 - 156.9	2690 - 2900	22.01 - 23.12
8.41425 - 8.41475	162.0125 - 167.17	3260 - 3267	23.6 - 24.0
12.29 - 12.293	167.72 - 173.2	3332 - 3339	31.2 - 31.8
12.51975 - 12.52025	240 - 285	3345.8 - 3358	36.43 - 36.5
12.57675 - 12.57725	322 - 335.4	3600 - 4400	(²)
13.36 - 13.41	--	--	--

All out of band emissions appearing in a restricted band as specified in Section 15.205 of the Title 47CFR must not exceed the limits shown in Table per Section 15.209.

FCC Part 15 Subpart C Paragraph 15.209		
Frequency (MHz)	Field Strength (uV/m)	Measured Distance (Meters)
0.009 - 0.490	2400/F (kHz)	300
0.490 - 1.705	24000/F (kHz)	30
1.705 - 30	30	30
30 - 88	100**	3
88 - 216	150**	3
216 - 960	200**	3
Above 960	500	3

7.10.1. Test Procedure Used

ANSI C63.10-2013 - Section 6.3 (General Requirements)

ANSI C63.10-2013 - Section 6.6 (Standard test method above 1GHz)

7.10.2. Test Setting

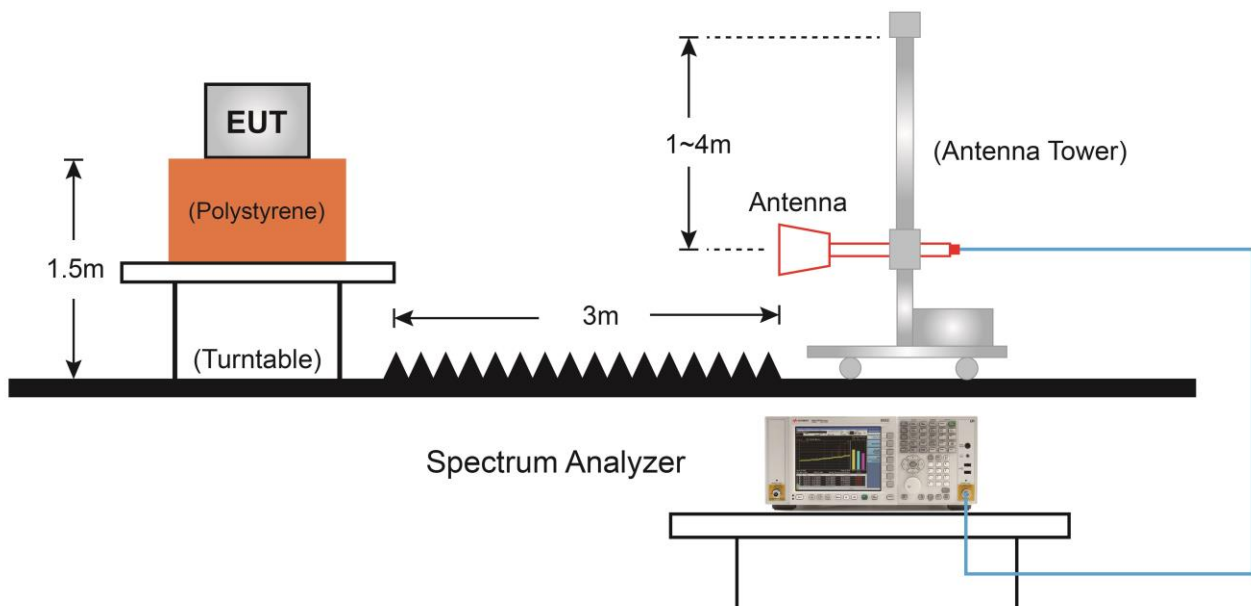
Peak Field Strength Measurements

1. Analyzer center frequency was set to the frequency of the radiated spurious emission of interest
2. RBW = 1MHz
3. VBW = 3MHz
4. Detector = peak
5. Sweep time = auto couple
6. Trace mode = max hold
7. Trace was allowed to stabilize

Average Measurements above 1GHz (Method VB)

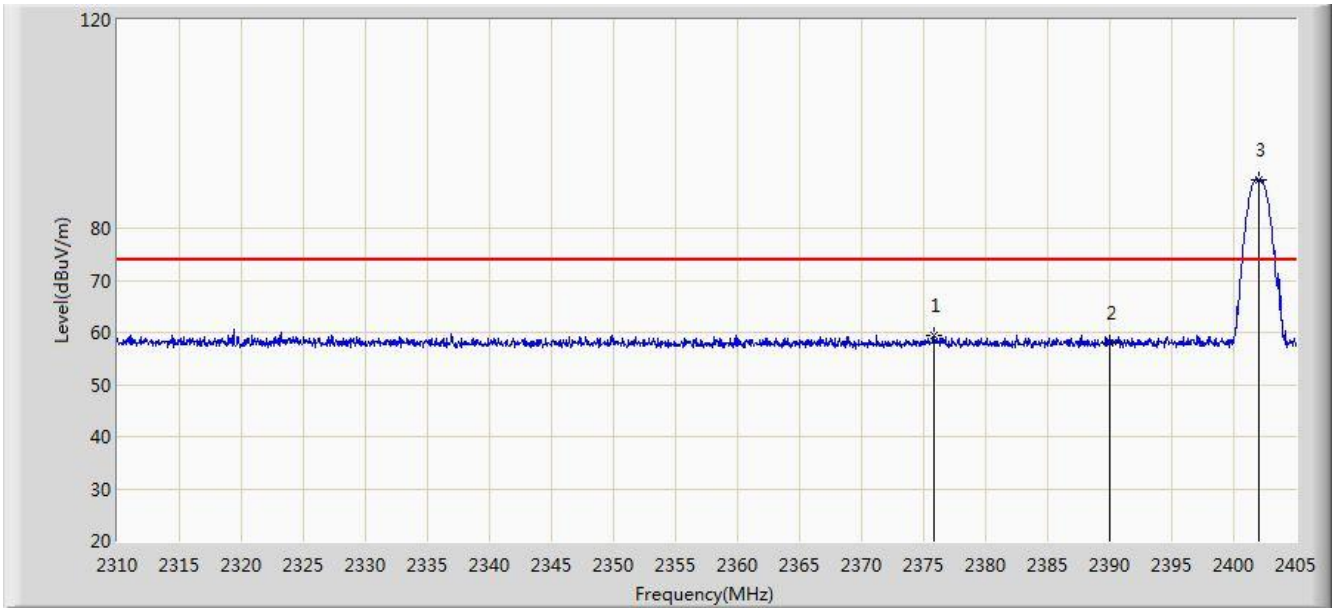
1. Analyzer center frequency was set to the frequency of the radiated spurious emission of interest
2. RBW = 1MHz
3. VBW; If the EUT is configured to transmit with duty cycle $\geq 98\%$, set VBW = 10 Hz.
If the EUT duty cycle is $< 98\%$, set VBW $\geq 1/T$. T is the minimum transmission duration.
4. Detector = peak
5. Sweep time = auto
6. Trace mode = max hold
7. Trace was allowed to stabilize

7.10.3.Test Setup



7.10.4. Test Result

Site: AC2	Time: 2019/03/20 - 08:14
Limit: FCC_Part15.209_RE(3m)	Engineer: Messiah Li
Probe: BBHA9120D_1-18GHz	Polarity: Horizontal
EUT: Bluetooth Speaker	Power: AC 120V/60Hz
Test Mode: Transmit by DH5 at channel 2402MHz	

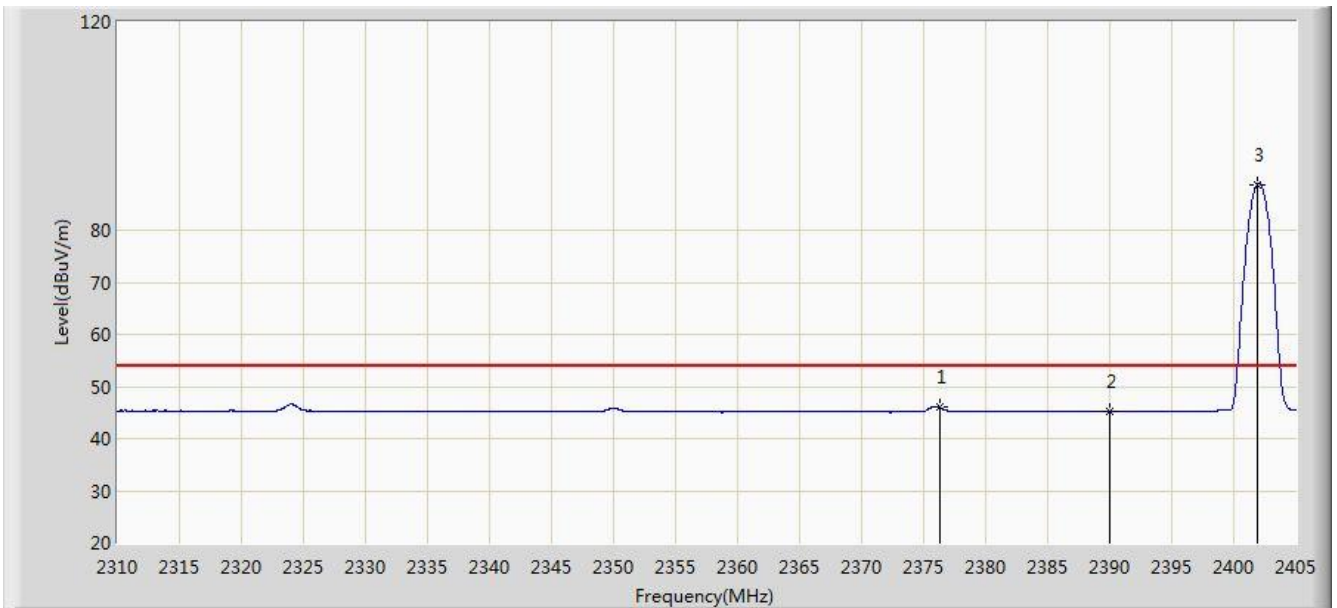


No	Flag	Mark	Frequency (MHz)	Measure Level (dBuV/m)	Reading Level (dBuV)	Over Limit (dB)	Limit (dBuV/m)	Factor (dB)	Type
1			2375.788	59.549	28.100	-14.451	74.000	31.449	PK
2			2390.000	58.077	26.628	-15.923	74.000	31.449	PK
3		*	2402.055	89.419	57.998	N/A	N/A	31.421	PK

Note: Measure Level (dB μ V/m) = Reading Level (dB μ V) + Factor (dB)

Factor (dB) = Cable Loss (dB) + Antenna Factor (dB/m)

Site: AC2	Time: 2019/03/20 - 08:16
Limit: FCC_Part15.209_RE(3m)	Engineer: Messiah Li
Probe: BBHA9120D_1-18GHz	Polarity: Horizontal
EUT: Bluetooth Speaker	Power: AC 120V/60Hz
Test Mode: Transmit by DH5 at channel 2402MHz	

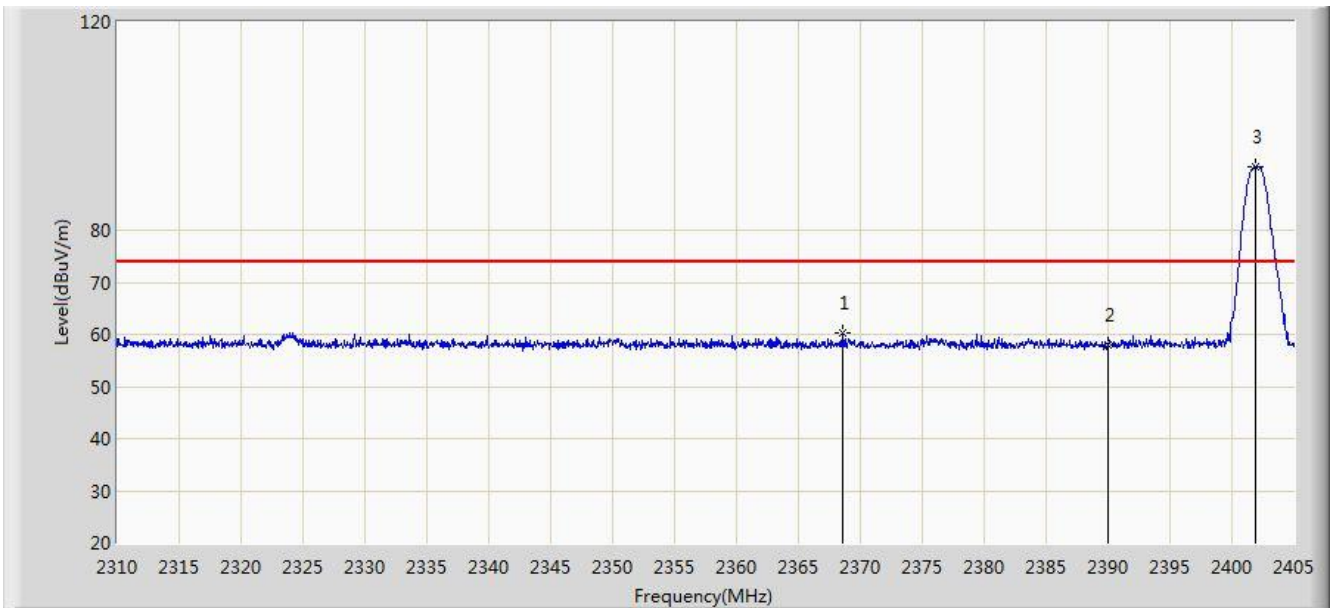


No	Flag	Mark	Frequency (MHz)	Measure Level (dBuV/m)	Reading Level (dBuV)	Over Limit (dB)	Limit (dBuV/m)	Factor (dB)	Type
1			2376.310	46.026	14.578	-7.974	54.000	31.447	AV
2			2390.000	45.189	13.740	-8.811	54.000	31.449	AV
3		*	2401.913	88.797	57.375	N/A	N/A	31.422	AV

Note: Measure Level (dB μ V/m) = Reading Level (dB μ V) + Factor (dB)

Factor (dB) = Cable Loss (dB) + Antenna Factor (dB/m)

Site: AC2	Time: 2019/03/20 - 08:17
Limit: FCC_Part15.209_RE(3m)	Engineer: Messiah Li
Probe: BBHA9120D_1-18GHz	Polarity: Vertical
EUT: Bluetooth Speaker	Power: AC 120V/60Hz
Test Mode: Transmit by DH5 at channel 2402MHz	

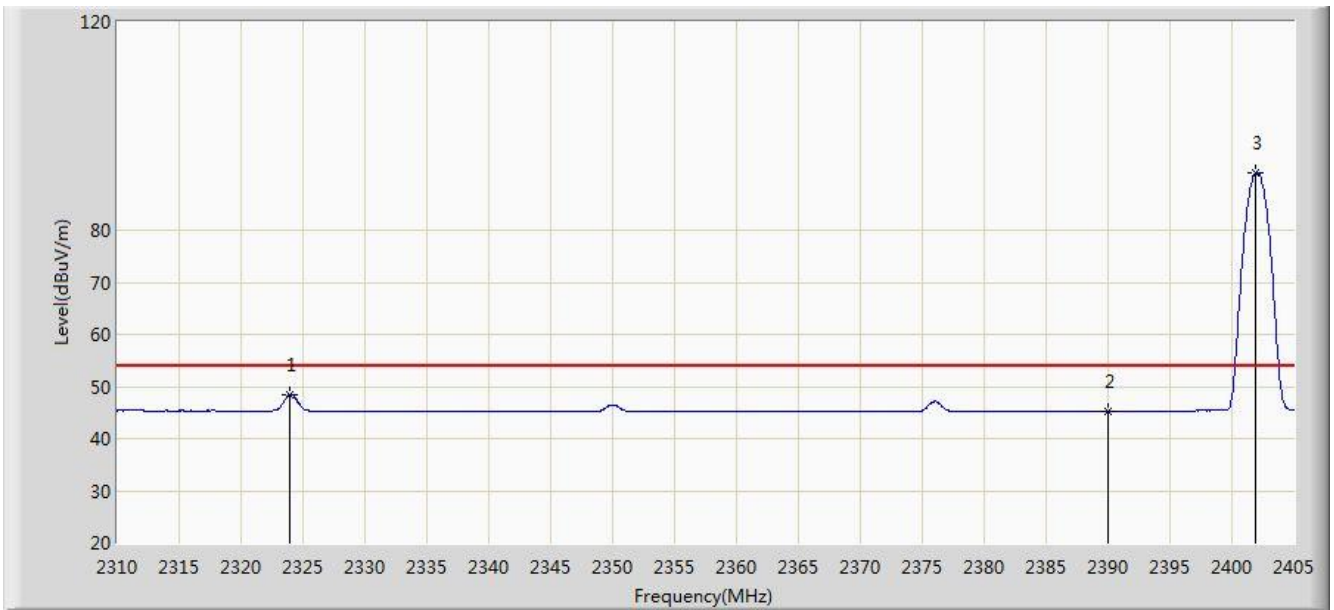


No	Flag	Mark	Frequency (MHz)	Measure Level (dBuV/m)	Reading Level (dBuV)	Over Limit (dB)	Limit (dBuV/m)	Factor (dB)	Type
1			2368.520	60.189	28.729	-13.811	74.000	31.461	PK
2			2390.000	58.037	26.588	-15.963	74.000	31.449	PK
3		*	2401.865	92.152	60.730	N/A	N/A	31.422	PK

Note: Measure Level (dB μ V/m) = Reading Level (dB μ V) + Factor (dB)

Factor (dB) = Cable Loss (dB) + Antenna Factor (dB/m)

Site: AC2	Time: 2019/03/20 - 08:19
Limit: FCC_Part15.209_RE(3m)	Engineer: Messiah Li
Probe: BBHA9120D_1-18GHz	Polarity: Vertical
EUT: Bluetooth Speaker	Power: AC 120V/60Hz
Test Mode: Transmit by DH5 at channel 2402MHz	

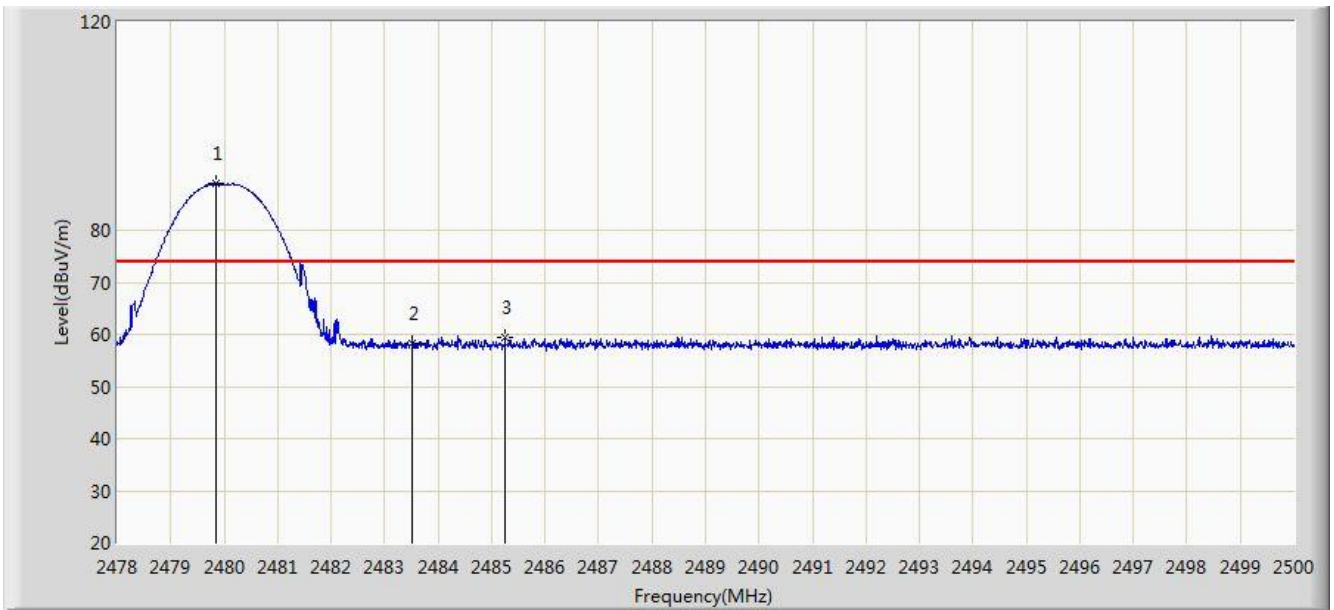


No	Flag	Mark	Frequency (MHz)	Measure Level (dBuV/m)	Reading Level (dBuV)	Over Limit (dB)	Limit (dBuV/m)	Factor (dB)	Type
1			2323.965	48.515	16.885	-5.485	54.000	31.630	AV
2			2390.000	45.265	13.816	-8.735	54.000	31.449	AV
3		*	2401.913	90.995	59.573	N/A	N/A	31.422	AV

Note: Measure Level (dB μ V/m) = Reading Level (dB μ V) + Factor (dB)

Factor (dB) = Cable Loss (dB) + Antenna Factor (dB/m)

Site: AC2	Time: 2019/03/20 - 08:20
Limit: FCC_Part15.209_RE(3m)	Engineer: Messiah Li
Probe: BBHA9120D_1-18GHz	Polarity: Horizontal
EUT: Bluetooth Speaker	Power: AC 120V/60Hz
Test Mode: Transmit by DH5 at channel 2480MHz	



No	Flag	Mark	Frequency (MHz)	Measure Level (dBuV/m)	Reading Level (dBuV)	Over Limit (dB)	Limit (dBuV/m)	Factor (dB)	Type
1		*	2479.837	88.873	57.483	N/A	N/A	31.390	PK
2			2483.500	58.210	26.807	-15.790	74.000	31.403	PK
3			2485.249	59.475	28.066	-14.525	74.000	31.409	PK

Note: Measure Level (dB μ V/m) = Reading Level (dB μ V) + Factor (dB)

Factor (dB) = Cable Loss (dB) + Antenna Factor (dB/m)

Site: AC2	Time: 2019/03/20 - 08:21
Limit: FCC_Part15.209_RE(3m)	Engineer: Messiah Li
Probe: BBHA9120D_1-18GHz	Polarity: Horizontal
EUT: Bluetooth Speaker	Power: AC 120V/60Hz
Test Mode: Transmit by DH5 at channel 2480MHz	

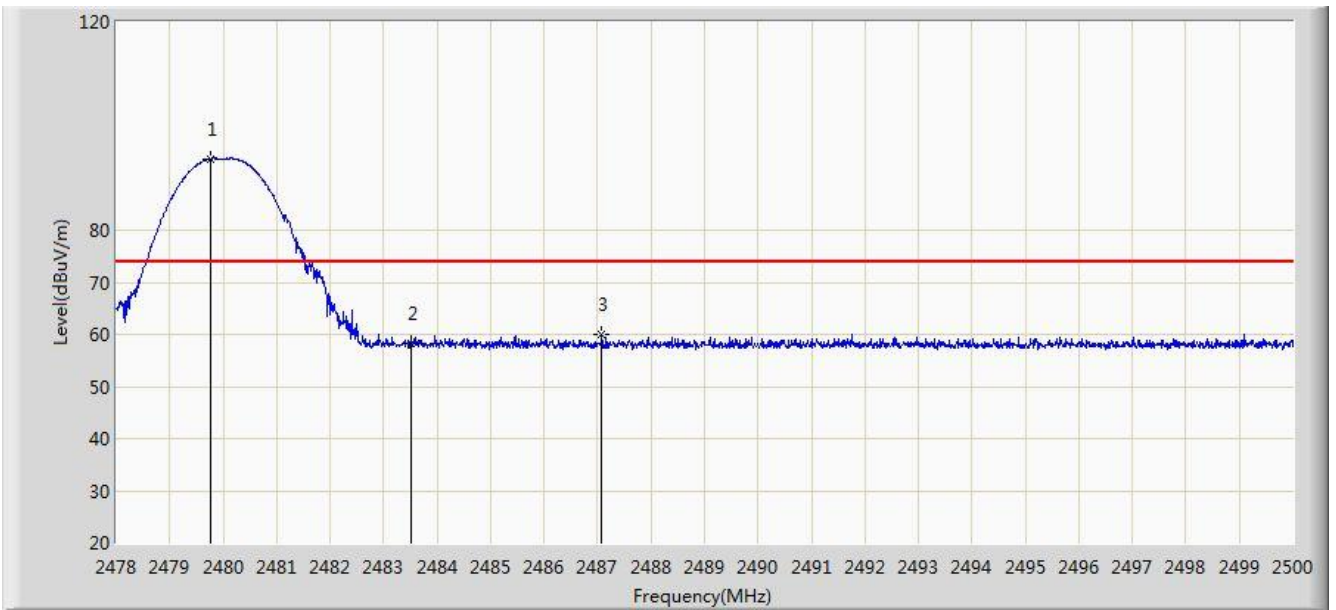


No	Flag	Mark	Frequency (MHz)	Measure Level (dBuV/m)	Reading Level (dBuV)	Over Limit (dB)	Limit (dBuV/m)	Factor (dB)	Type
1		*	2480.046	87.993	56.602	N/A	N/A	31.391	AV
2			2483.500	45.314	13.911	-8.686	54.000	31.403	AV

Note: Measure Level (dBμV/m) = Reading Level (dBμV) + Factor (dB)

Factor (dB) = Cable Loss (dB) + Antenna Factor (dB/m)

Site: AC2	Time: 2019/03/20 - 08:23
Limit: FCC_Part15.209_RE(3m)	Engineer: Messiah Li
Probe: BBHA9120D_1-18GHz	Polarity: Vertical
EUT: Bluetooth Speaker	Power: AC 120V/60Hz
Test Mode: Transmit by DH5 at channel 2480MHz	

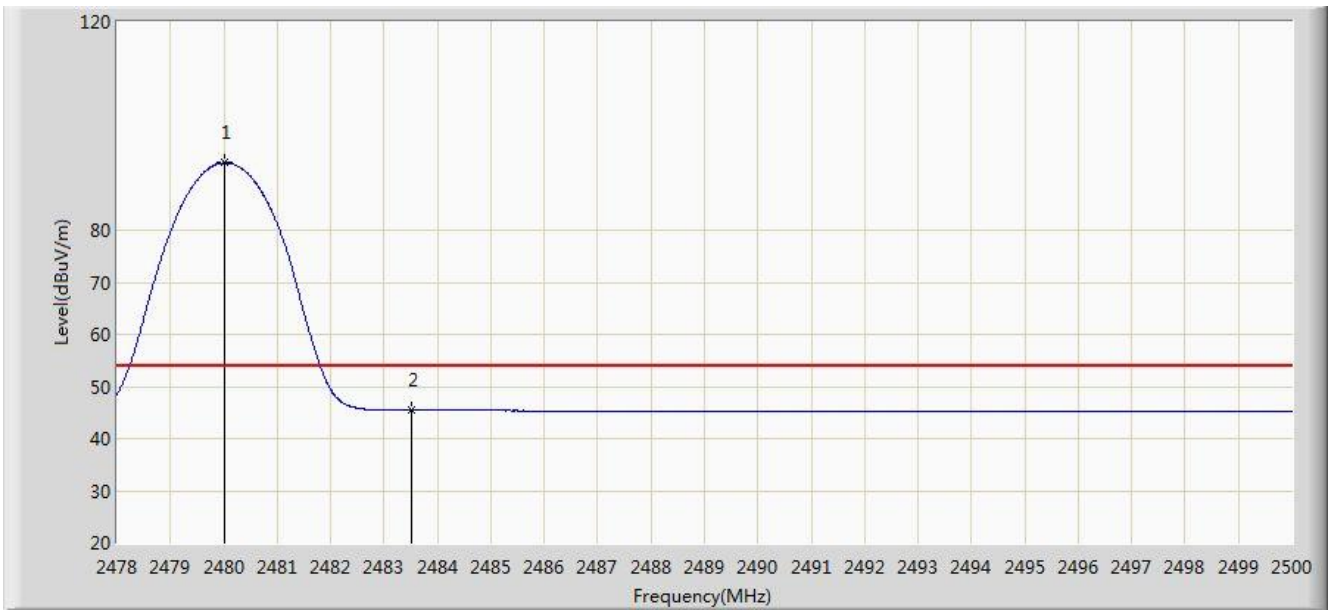


No	Flag	Mark	Frequency (MHz)	Measure Level (dBuV/m)	Reading Level (dBuV)	Over Limit (dB)	Limit (dBuV/m)	Factor (dB)	Type
1		*	2479.771	93.760	62.370	N/A	N/A	31.390	PK
2			2483.500	58.120	26.717	-15.880	74.000	31.403	PK
3			2487.075	59.931	28.516	-14.069	74.000	31.415	PK

Note: Measure Level (dBμV/m) = Reading Level (dBμV) + Factor (dB)

Factor (dB) = Cable Loss (dB) + Antenna Factor (dB/m)

Site: AC2	Time: 2019/03/20 - 08:24
Limit: FCC_Part15.209_RE(3m)	Engineer: Messiah Li
Probe: BBHA9120D_1-18GHz	Polarity: Vertical
EUT: Bluetooth Speaker	Power: AC 120V/60Hz
Test Mode: Transmit by DH5 at channel 2480MHz	

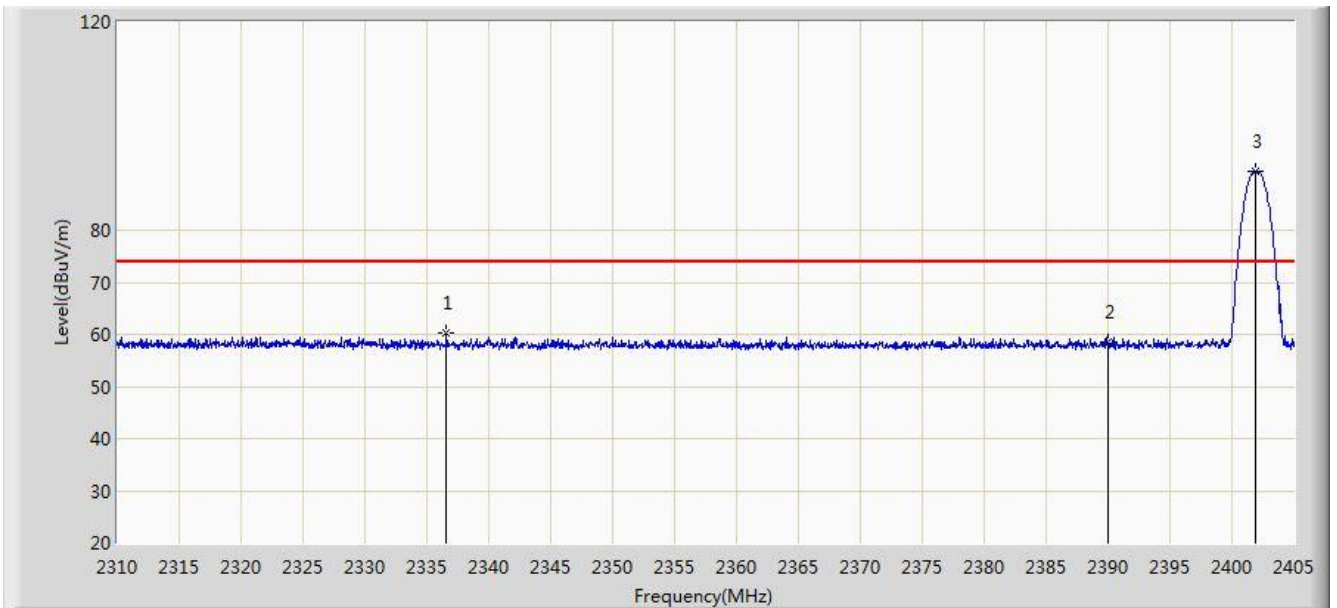


No	Flag	Mark	Frequency (MHz)	Measure Level (dBuV/m)	Reading Level (dBuV)	Over Limit (dB)	Limit (dBuV/m)	Factor (dB)	Type
1		*	2480.002	92.922	61.531	N/A	N/A	31.391	AV
2			2483.500	45.441	14.038	-8.559	54.000	31.403	AV

Note: Measure Level (dB μ V/m) = Reading Level (dB μ V) + Factor (dB)

Factor (dB) = Cable Loss (dB) + Antenna Factor (dB/m)

Site: AC2	Time: 2019/03/20 - 08:27
Limit: FCC_Part15.209_RE(3m)	Engineer: Messiah Li
Probe: BBHA9120D_1-18GHz	Polarity: Horizontal
EUT: Bluetooth Speaker	Power: AC 120V/60Hz
Test Mode: Transmit by 2DH5 at channel 2402MHz	

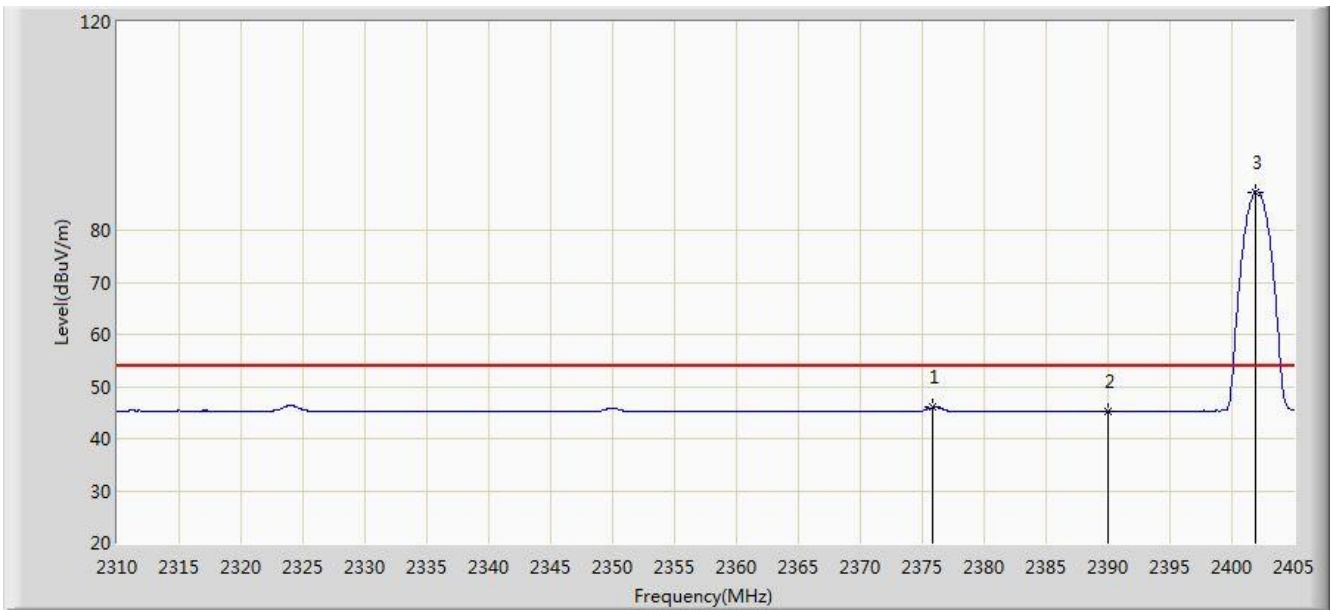


No	Flag	Mark	Frequency (MHz)	Measure Level (dBuV/m)	Reading Level (dBuV)	Over Limit (dB)	Limit (dBuV/m)	Factor (dB)	Type
1			2336.600	60.215	28.649	-13.785	74.000	31.567	PK
2			2390.000	58.449	27.000	-15.551	74.000	31.449	PK
3		*	2401.913	91.338	59.916	N/A	N/A	31.422	PK

Note: Measure Level (dB μ V/m) = Reading Level (dB μ V) + Factor (dB)

Factor (dB) = Cable Loss (dB) + Antenna Factor (dB/m)

Site: AC2	Time: 2019/03/20 - 08:29
Limit: FCC_Part15.209_RE(3m)	Engineer: Messiah Li
Probe: BBHA9120D_1-18GHz	Polarity: Horizontal
EUT: Bluetooth Speaker	Power: AC 120V/60Hz
Test Mode: Transmit by 2DH5 at channel 2402MHz	

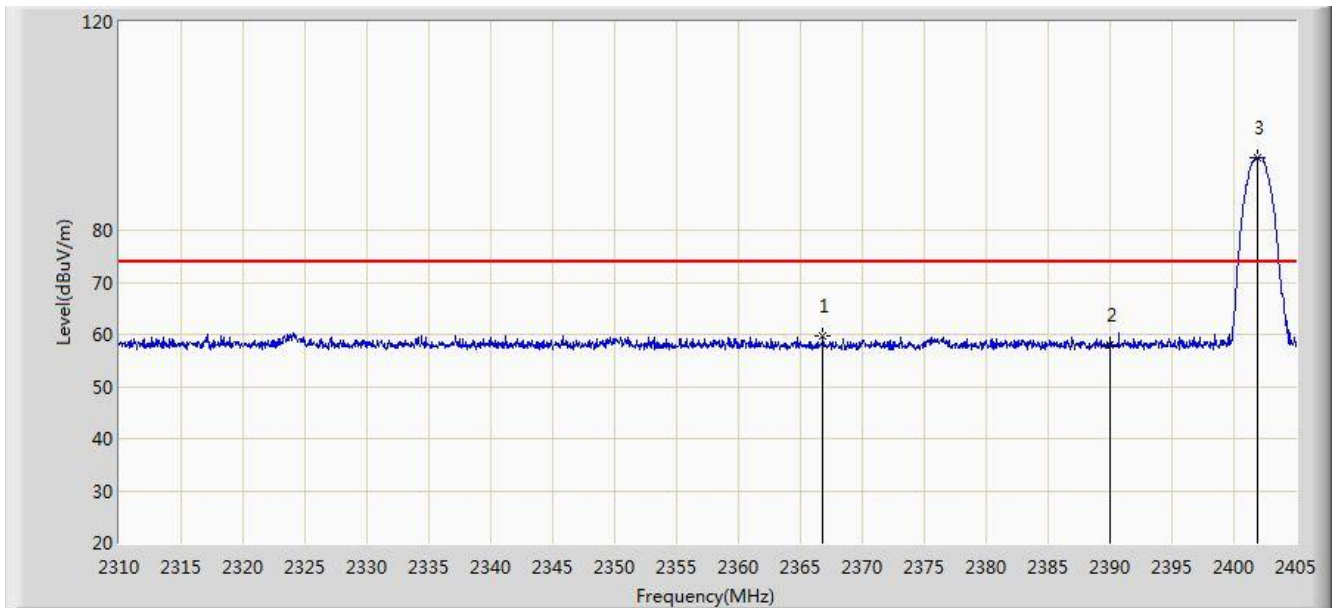


No	Flag	Mark	Frequency (MHz)	Measure Level (dBuV/m)	Reading Level (dBuV)	Over Limit (dB)	Limit (dBuV/m)	Factor (dB)	Type
1			2375.835	45.991	14.543	-8.009	54.000	31.449	AV
2			2390.000	45.210	13.761	-8.790	54.000	31.449	AV
3		*	2401.865	87.256	55.834	N/A	N/A	31.422	AV

Note: Measure Level (dB μ V/m) = Reading Level (dB μ V) + Factor (dB)

Factor (dB) = Cable Loss (dB) + Antenna Factor (dB/m)

Site: AC2	Time: 2019/03/20 - 08:30
Limit: FCC_Part15.209_RE(3m)	Engineer: Messiah Li
Probe: BBHA9120D_1-18GHz	Polarity: Vertical
EUT: Bluetooth Speaker	Power: AC 120V/60Hz
Test Mode: Transmit by 2DH5 at channel 2402MHz	

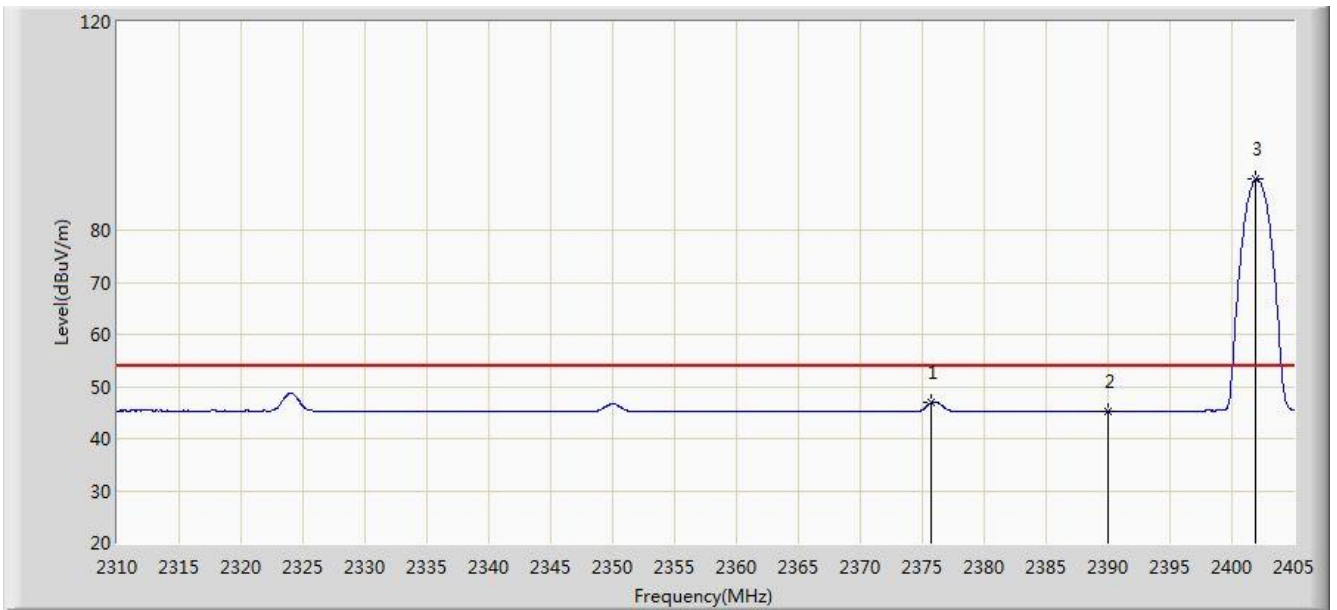


No	Flag	Mark	Frequency (MHz)	Measure Level (dBuV/m)	Reading Level (dBuV)	Over Limit (dB)	Limit (dBuV/m)	Factor (dB)	Type
1			2366.810	59.639	28.176	-14.361	74.000	31.463	PK
2			2390.000	57.861	26.412	-16.139	74.000	31.449	PK
3		*	2401.865	94.055	62.633	N/A	N/A	31.422	PK

Note: Measure Level (dB μ V/m) = Reading Level (dB μ V) + Factor (dB)

Factor (dB) = Cable Loss (dB) + Antenna Factor (dB/m)

Site: AC2	Time: 2019/03/20 - 08:31
Limit: FCC_Part15.209_RE(3m)	Engineer: Messiah Li
Probe: BBHA9120D_1-18GHz	Polarity: Vertical
EUT: Bluetooth Speaker	Power: AC 120V/60Hz
Test Mode: Transmit by 2DH5 at channel 2402MHz	

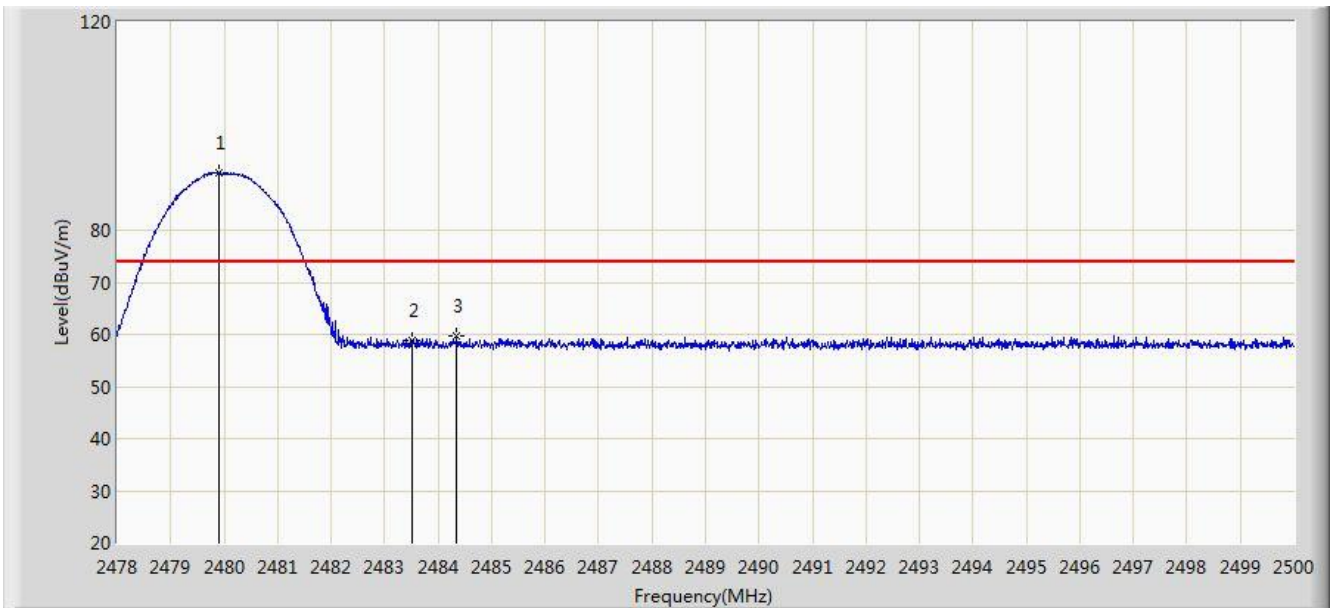


No	Flag	Mark	Frequency (MHz)	Measure Level (dBuV/m)	Reading Level (dBuV)	Over Limit (dB)	Limit (dBuV/m)	Factor (dB)	Type
1			2375.740	46.938	15.489	-7.062	54.000	31.449	AV
2			2390.000	45.209	13.760	-8.791	54.000	31.449	AV
3		*	2401.960	89.780	58.358	N/A	N/A	31.422	AV

Note: Measure Level (dB μ V/m) = Reading Level (dB μ V) + Factor (dB)

Factor (dB) = Cable Loss (dB) + Antenna Factor (dB/m)

Site: AC2	Time: 2019/03/20 - 08:32
Limit: FCC_Part15.209_RE(3m)	Engineer: Messiah Li
Probe: BBHA9120D_1-18GHz	Polarity: Horizontal
EUT: Bluetooth Speaker	Power: AC 120V/60Hz
Test Mode: Transmit by 2DH5 at channel 2480MHz	

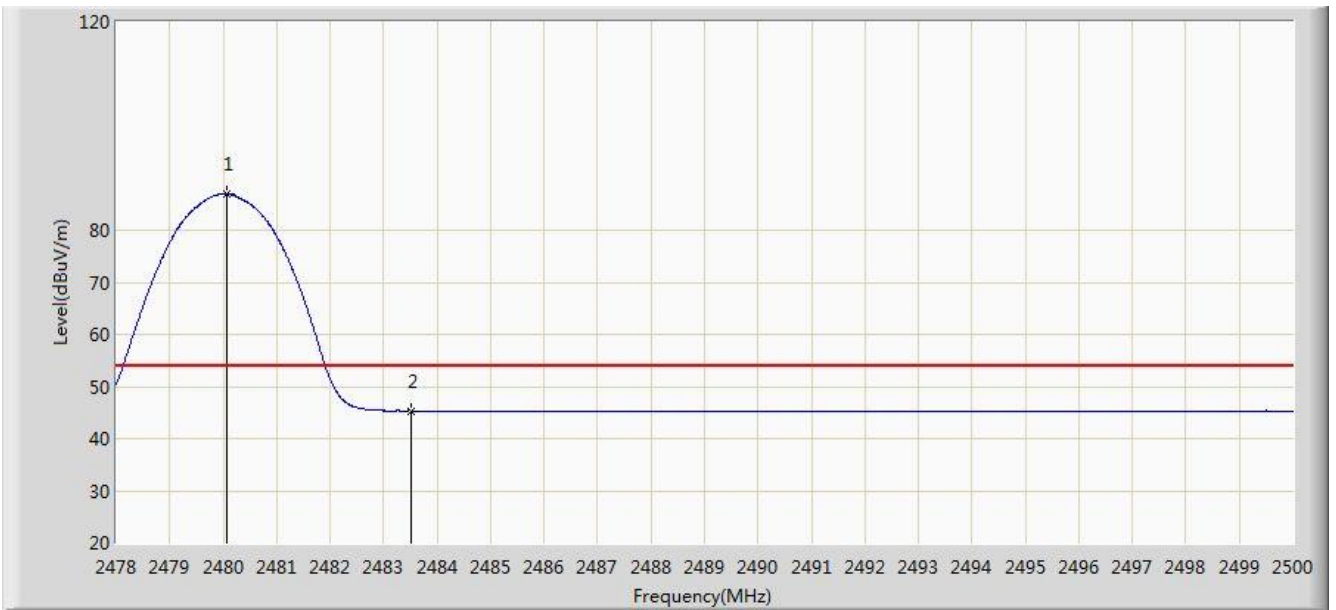


No	Flag	Mark	Frequency (MHz)	Measure Level (dBuV/m)	Reading Level (dBuV)	Over Limit (dB)	Limit (dBuV/m)	Factor (dB)	Type
1		*	2479.903	90.991	59.600	N/A	N/A	31.390	PK
2			2483.500	58.770	27.367	-15.230	74.000	31.403	PK
3			2484.347	59.831	28.425	-14.169	74.000	31.405	PK

Note: Measure Level (dB μ V/m) = Reading Level (dB μ V) + Factor (dB)

Factor (dB) = Cable Loss (dB) + Antenna Factor (dB/m)

Site: AC2	Time: 2019/03/20 - 08:34
Limit: FCC_Part15.209_RE(3m)	Engineer: Messiah Li
Probe: BBHA9120D_1-18GHz	Polarity: Horizontal
EUT: Bluetooth Speaker	Power: AC 120V/60Hz
Test Mode: Transmit by 2DH5 at channel 2480MHz	

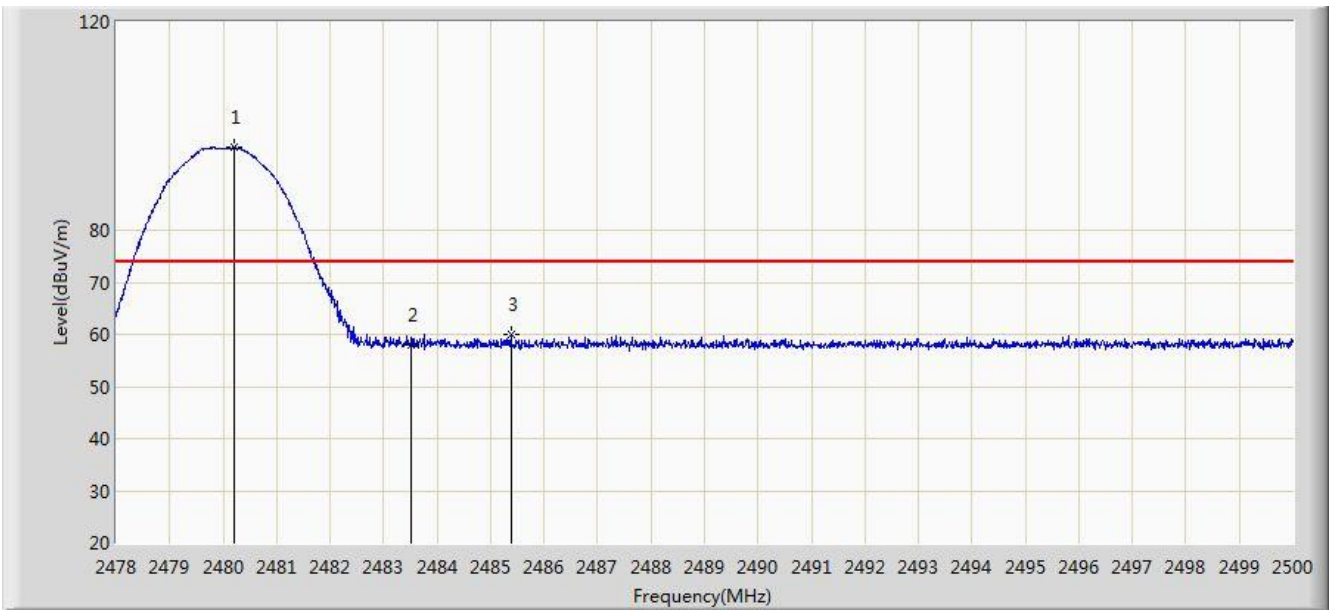


No	Flag	Mark	Frequency (MHz)	Measure Level (dBuV/m)	Reading Level (dBuV)	Over Limit (dB)	Limit (dBuV/m)	Factor (dB)	Type
1		*	2480.079	86.930	55.539	N/A	N/A	31.391	AV
2			2483.500	45.355	13.952	-8.645	54.000	31.403	AV

Note: Measure Level (dBμV/m) = Reading Level (dBμV) + Factor (dB)

Factor (dB) = Cable Loss (dB) + Antenna Factor (dB/m)

Site: AC2	Time: 2019/03/20 - 08:36
Limit: FCC_Part15.209_RE(3m)	Engineer: Messiah Li
Probe: BBHA9120D_1-18GHz	Polarity: Vertical
EUT: Bluetooth Speaker	Power: AC 120V/60Hz
Test Mode: Transmit by 2DH5 at channel 2480MHz	

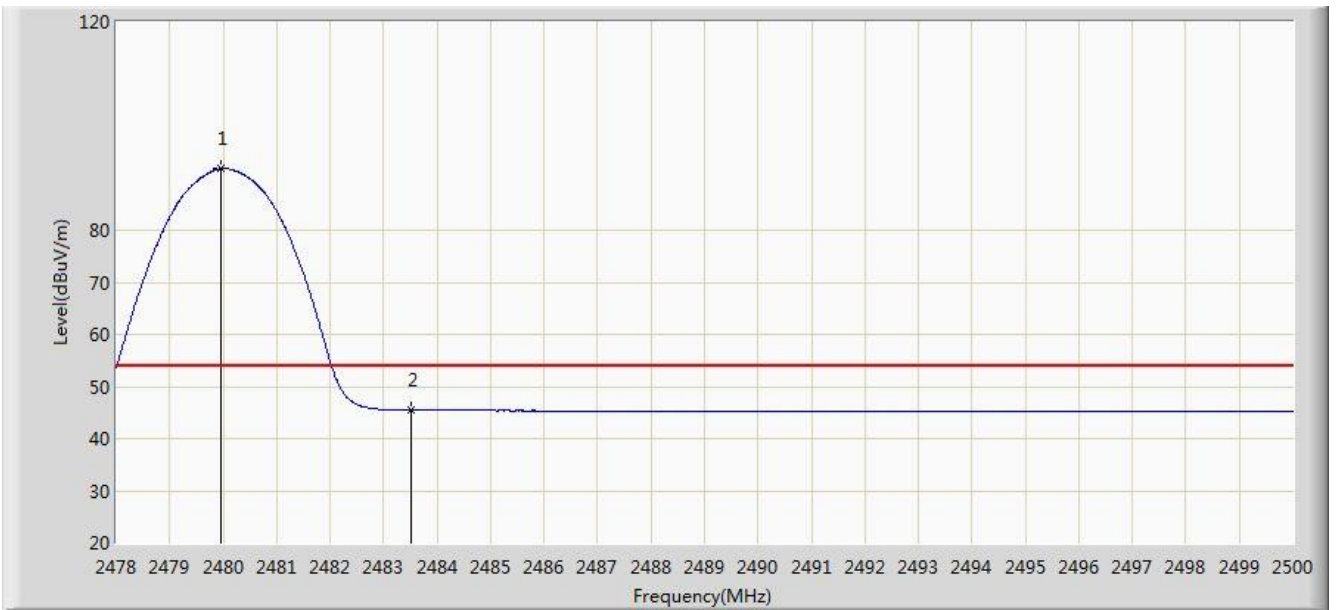


No	Flag	Mark	Frequency (MHz)	Measure Level (dBuV/m)	Reading Level (dBuV)	Over Limit (dB)	Limit (dBuV/m)	Factor (dB)	Type
1		*	2480.211	95.940	64.548	N/A	N/A	31.392	PK
2			2483.500	58.037	26.634	-15.963	74.000	31.403	PK
3			2485.381	60.062	28.653	-13.938	74.000	31.409	PK

Note: Measure Level (dBμV/m) = Reading Level (dBμV) + Factor (dB)

Factor (dB) = Cable Loss (dB) + Antenna Factor (dB/m)

Site: AC2	Time: 2019/03/20 - 08:39
Limit: FCC_Part15.209_RE(3m)	Engineer: Messiah Li
Probe: BBHA9120D_1-18GHz	Polarity: Vertical
EUT: Bluetooth Speaker	Power: AC 120V/60Hz
Test Mode: Transmit by 2DH5 at channel 2480MHz	

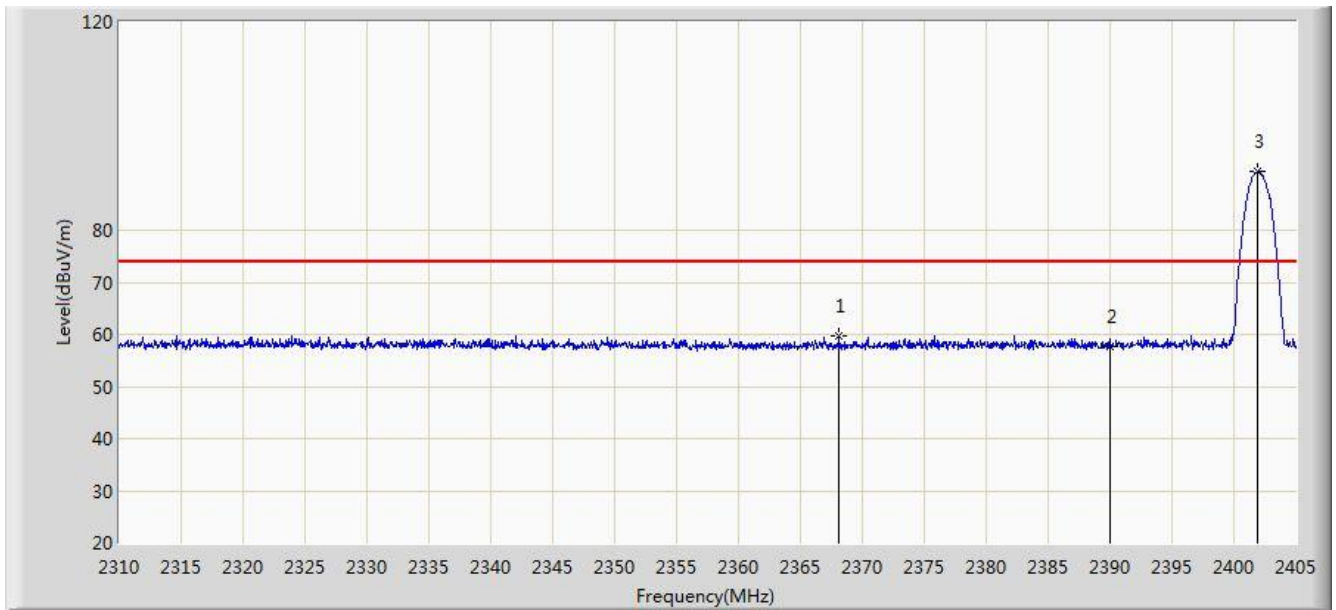


No	Flag	Mark	Frequency (MHz)	Measure Level (dBuV/m)	Reading Level (dBuV)	Over Limit (dB)	Limit (dBuV/m)	Factor (dB)	Type
1		*	2479.969	91.803	60.412	N/A	N/A	31.391	AV
2			2483.500	45.451	14.048	-8.549	54.000	31.403	AV

Note: Measure Level (dBμV/m) = Reading Level (dBμV) + Factor (dB)

Factor (dB) = Cable Loss (dB) + Antenna Factor (dB/m)

Site: AC2	Time: 2019/03/20 - 08:40
Limit: FCC_Part15.209_RE(3m)	Engineer: Messiah Li
Probe: BBHA9120D_1-18GHz	Polarity: Horizontal
EUT: Bluetooth Speaker	Power: AC 120V/60Hz
Test Mode: Transmit by 3DH5 at channel 2402MHz	

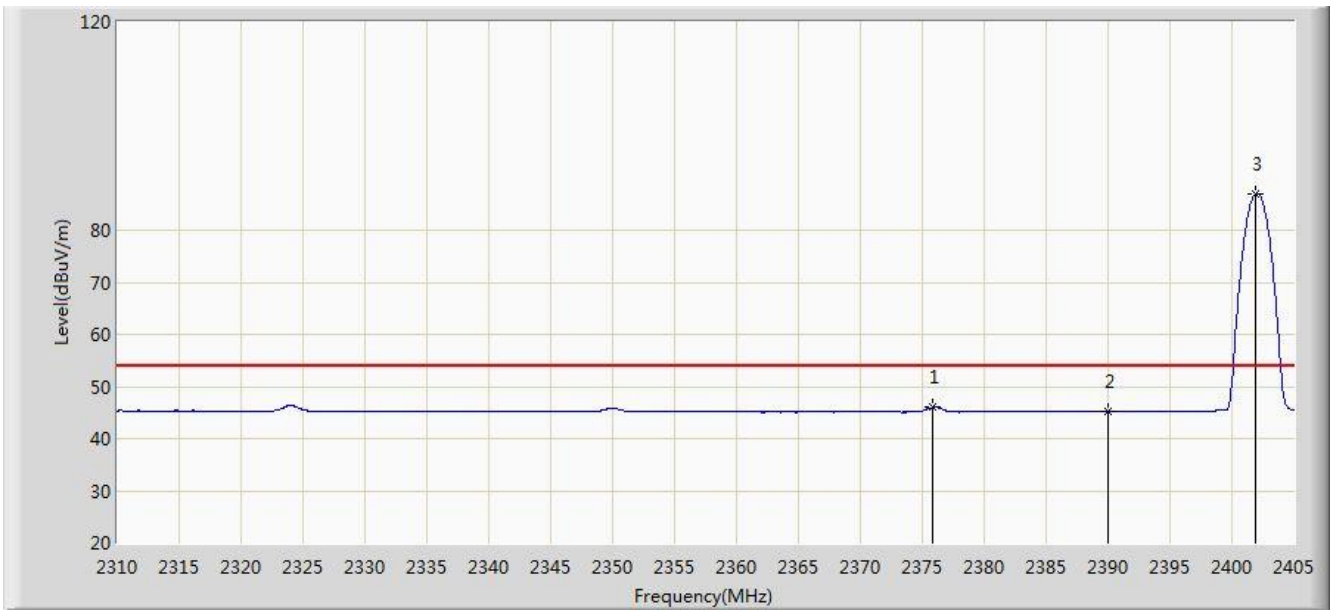


No	Flag	Mark	Frequency (MHz)	Measure Level (dBuV/m)	Reading Level (dBuV)	Over Limit (dB)	Limit (dBuV/m)	Factor (dB)	Type
1			2368.140	59.792	28.331	-14.208	74.000	31.461	PK
2			2390.000	57.618	26.169	-16.382	74.000	31.449	PK
3		*	2401.913	91.356	59.934	N/A	N/A	31.422	PK

Note: Measure Level (dB μ V/m) = Reading Level (dB μ V) + Factor (dB)

Factor (dB) = Cable Loss (dB) + Antenna Factor (dB/m)

Site: AC2	Time: 2019/03/20 - 08:43
Limit: FCC_Part15.209_RE(3m)	Engineer: Messiah Li
Probe: BBHA9120D_1-18GHz	Polarity: Horizontal
EUT: Bluetooth Speaker	Power: AC 120V/60Hz
Test Mode: Transmit by 3DH5 at channel 2402MHz	

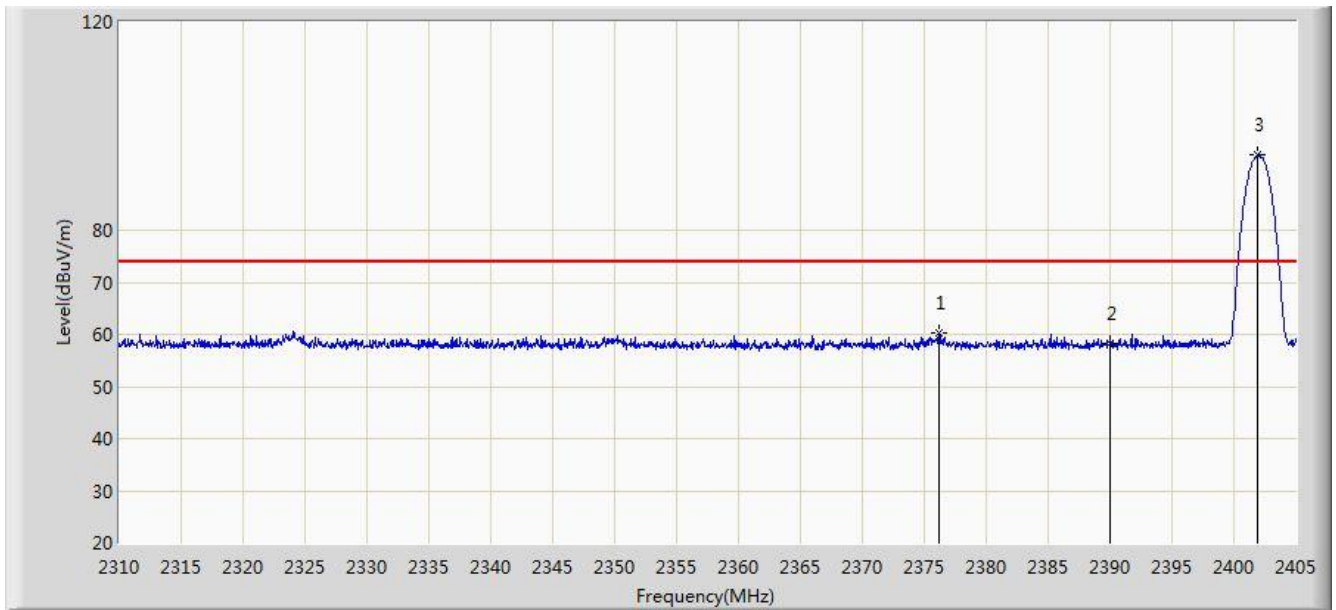


No	Flag	Mark	Frequency (MHz)	Measure Level (dBuV/m)	Reading Level (dBuV)	Over Limit (dB)	Limit (dBuV/m)	Factor (dB)	Type
1			2375.835	45.975	14.527	-8.025	54.000	31.449	AV
2			2390.000	45.214	13.765	-8.786	54.000	31.449	AV
3		*	2401.913	86.965	55.543	N/A	N/A	31.422	AV

Note: Measure Level (dB μ V/m) = Reading Level (dB μ V) + Factor (dB)

Factor (dB) = Cable Loss (dB) + Antenna Factor (dB/m)

Site: AC2	Time: 2019/03/20 - 08:45
Limit: FCC_Part15.209_RE(3m)	Engineer: Messiah Li
Probe: BBHA9120D_1-18GHz	Polarity: Vertical
EUT: Bluetooth Speaker	Power: AC 120V/60Hz
Test Mode: Transmit by 3DH5 at channel 2402MHz	

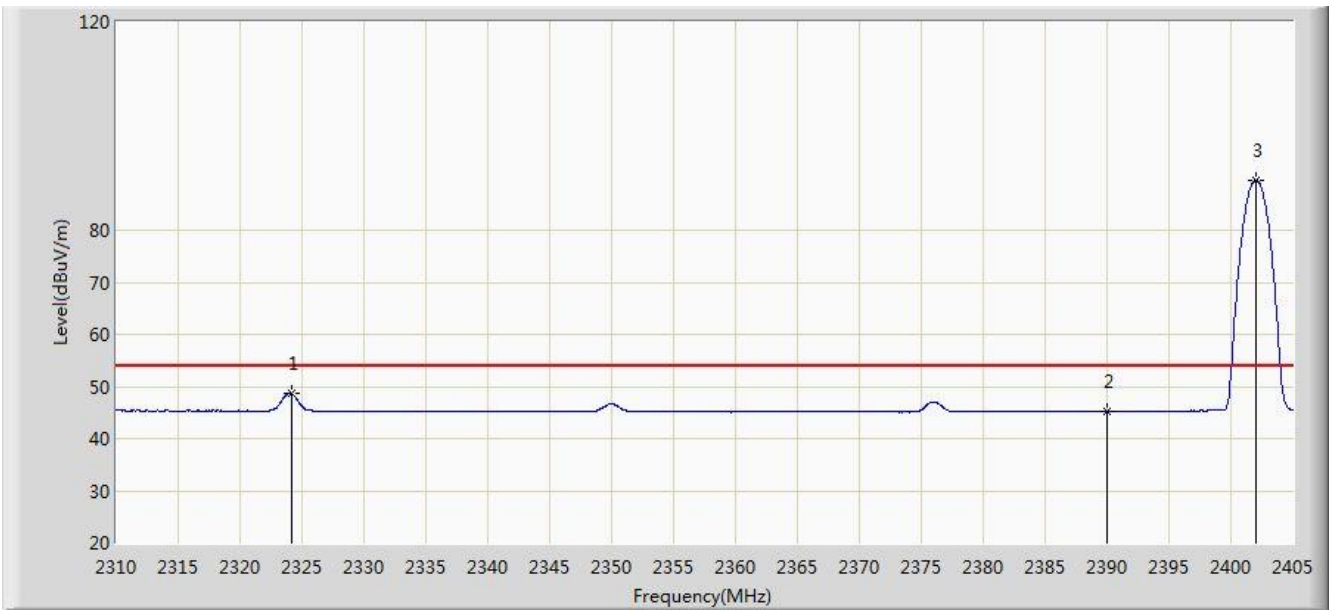


No	Flag	Mark	Frequency (MHz)	Measure Level (dBuV/m)	Reading Level (dBuV)	Over Limit (dB)	Limit (dBuV/m)	Factor (dB)	Type
1			2376.167	60.289	28.841	-13.711	74.000	31.448	PK
2			2390.000	58.392	26.943	-15.608	74.000	31.449	PK
3		*	2401.865	94.496	63.074	N/A	N/A	31.422	PK

Note: Measure Level (dB μ V/m) = Reading Level (dB μ V) + Factor (dB)

Factor (dB) = Cable Loss (dB) + Antenna Factor (dB/m)

Site: AC2	Time: 2019/03/20 - 08:46
Limit: FCC_Part15.209_RE(3m)	Engineer: Messiah Li
Probe: BBHA9120D_1-18GHz	Polarity: Vertical
EUT: Bluetooth Speaker	Power: AC 120V/60Hz
Test Mode: Transmit by 3DH5 at channel 2402MHz	

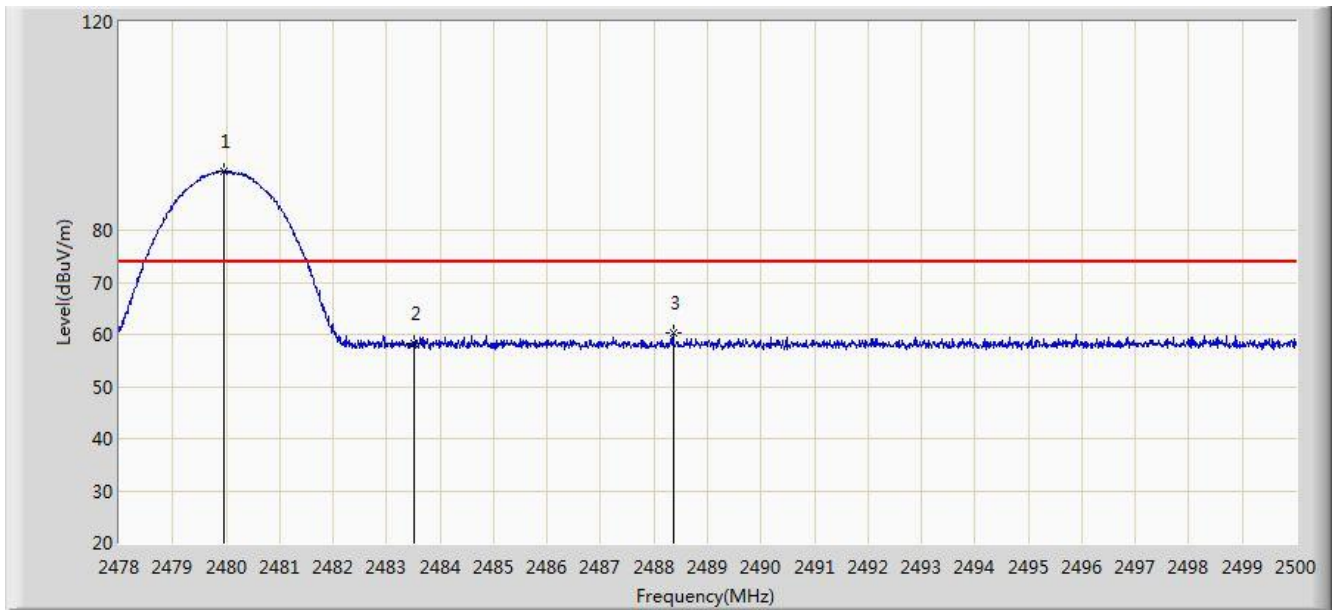


No	Flag	Mark	Frequency (MHz)	Measure Level (dBuV/m)	Reading Level (dBuV)	Over Limit (dB)	Limit (dBuV/m)	Factor (dB)	Type
1			2324.155	48.643	17.013	-5.357	54.000	31.630	AV
2			2390.000	45.211	13.762	-8.789	54.000	31.449	AV
3		*	2402.008	89.620	58.198	N/A	N/A	31.422	AV

Note: Measure Level (dB μ V/m) = Reading Level (dB μ V) + Factor (dB)

Factor (dB) = Cable Loss (dB) + Antenna Factor (dB/m)

Site: AC2	Time: 2019/03/20 - 08:47
Limit: FCC_Part15.209_RE(3m)	Engineer: Messiah Li
Probe: BBHA9120D_1-18GHz	Polarity: Horizontal
EUT: Bluetooth Speaker	Power: AC 120V/60Hz
Test Mode: Transmit by 3DH5 at channel 2480MHz	

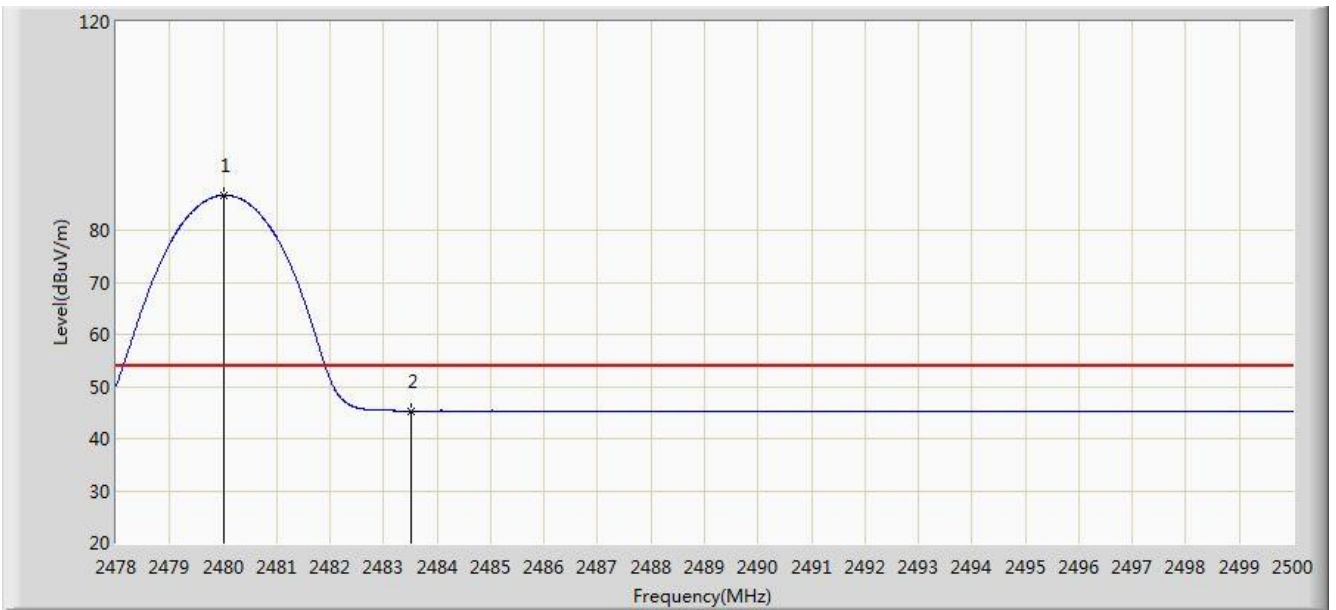


No	Flag	Mark	Frequency (MHz)	Measure Level (dBuV/m)	Reading Level (dBuV)	Over Limit (dB)	Limit (dBuV/m)	Factor (dB)	Type
1		*	2479.969	91.282	59.891	N/A	N/A	31.391	PK
2			2483.500	58.179	26.776	-15.821	74.000	31.403	PK
3			2488.362	60.328	28.909	-13.672	74.000	31.419	PK

Note: Measure Level (dB μ V/m) = Reading Level (dB μ V) + Factor (dB)

Factor (dB) = Cable Loss (dB) + Antenna Factor (dB/m)

Site: AC2	Time: 2019/03/20 - 08:49
Limit: FCC_Part15.209_RE(3m)	Engineer: Messiah Li
Probe: BBHA9120D_1-18GHz	Polarity: Horizontal
EUT: Bluetooth Speaker	Power: AC 120V/60Hz
Test Mode: Transmit by 3DH5 at channel 2480MHz	

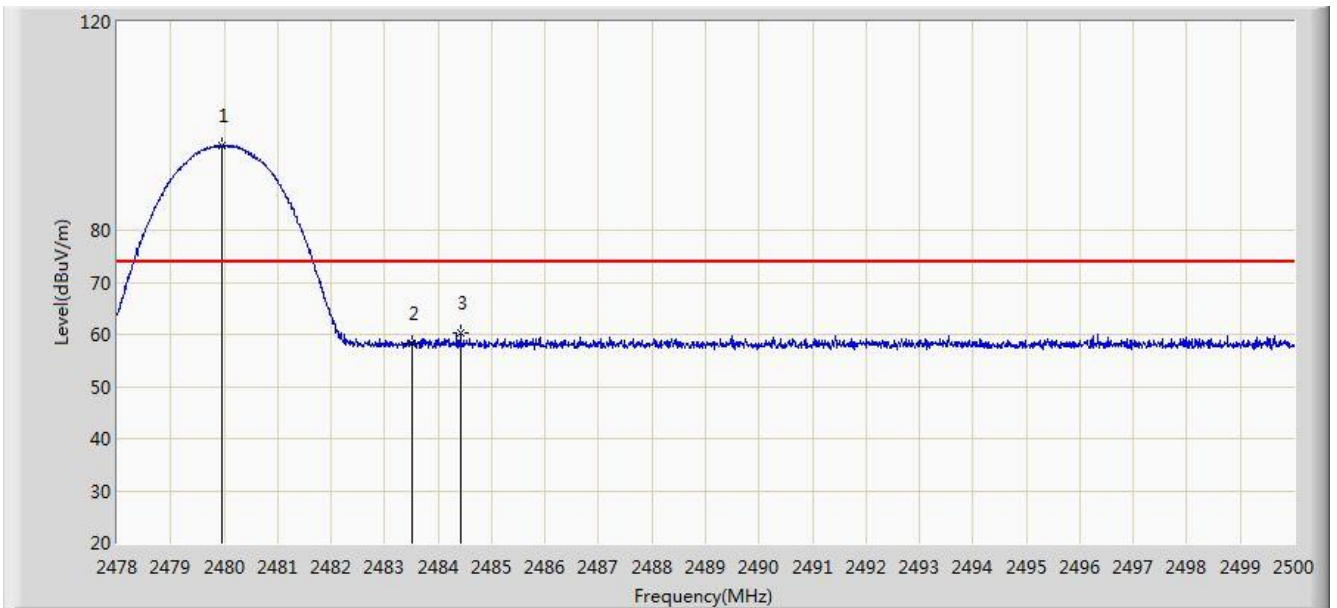


No	Flag	Mark	Frequency (MHz)	Measure Level (dBuV/m)	Reading Level (dBuV)	Over Limit (dB)	Limit (dBuV/m)	Factor (dB)	Type
1		*	2480.002	86.701	55.310	N/A	N/A	31.391	AV
2			2483.500	45.348	13.945	-8.652	54.000	31.403	AV

Note: Measure Level (dBμV/m) = Reading Level (dBμV) + Factor (dB)

Factor (dB) = Cable Loss (dB) + Antenna Factor (dB/m)

Site: AC2	Time: 2019/03/20 - 08:50
Limit: FCC_Part15.209_RE(3m)	Engineer: Messiah Li
Probe: BBHA9120D_1-18GHz	Polarity: Vertical
EUT: Bluetooth Speaker	Power: AC 120V/60Hz
Test Mode: Transmit by 3DH5 at channel 2480MHz	

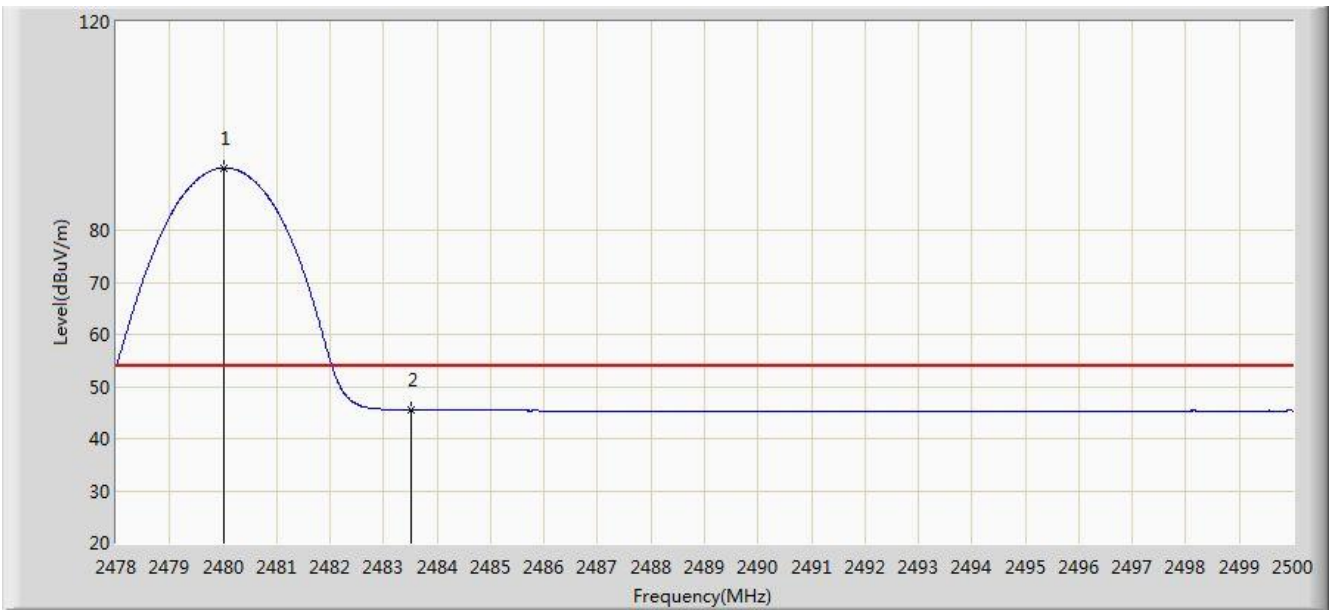


No	Flag	Mark	Frequency (MHz)	Measure Level (dBuV/m)	Reading Level (dBuV)	Over Limit (dB)	Limit (dBuV/m)	Factor (dB)	Type
1		*	2479.958	96.251	64.860	N/A	N/A	31.391	PK
2			2483.500	58.196	26.793	-15.804	74.000	31.403	PK
3			2484.413	60.405	28.999	-13.595	74.000	31.406	PK

Note: Measure Level (dB μ V/m) = Reading Level (dB μ V) + Factor (dB)

Factor (dB) = Cable Loss (dB) + Antenna Factor (dB/m)

Site: AC2	Time: 2019/03/20 - 08:52
Limit: FCC_Part15.209_RE(3m)	Engineer: Messiah Li
Probe: BBHA9120D_1-18GHz	Polarity: Vertical
EUT: Bluetooth Speaker	Power: AC 120V/60Hz
Test Mode: Transmit by 3DH5 at channel 2480MHz	



No	Flag	Mark	Frequency (MHz)	Measure Level (dBuV/m)	Reading Level (dBuV)	Over Limit (dB)	Limit (dBuV/m)	Factor (dB)	Type
1		*	2480.013	91.961	60.570	N/A	N/A	31.391	AV
2			2483.500	45.481	14.078	-8.519	54.000	31.403	AV

Note: Measure Level (dBμV/m) = Reading Level (dBμV) + Factor (dB)

Factor (dB) = Cable Loss (dB) + Antenna Factor (dB/m)

7.11. AC Conducted Emissions Measurement

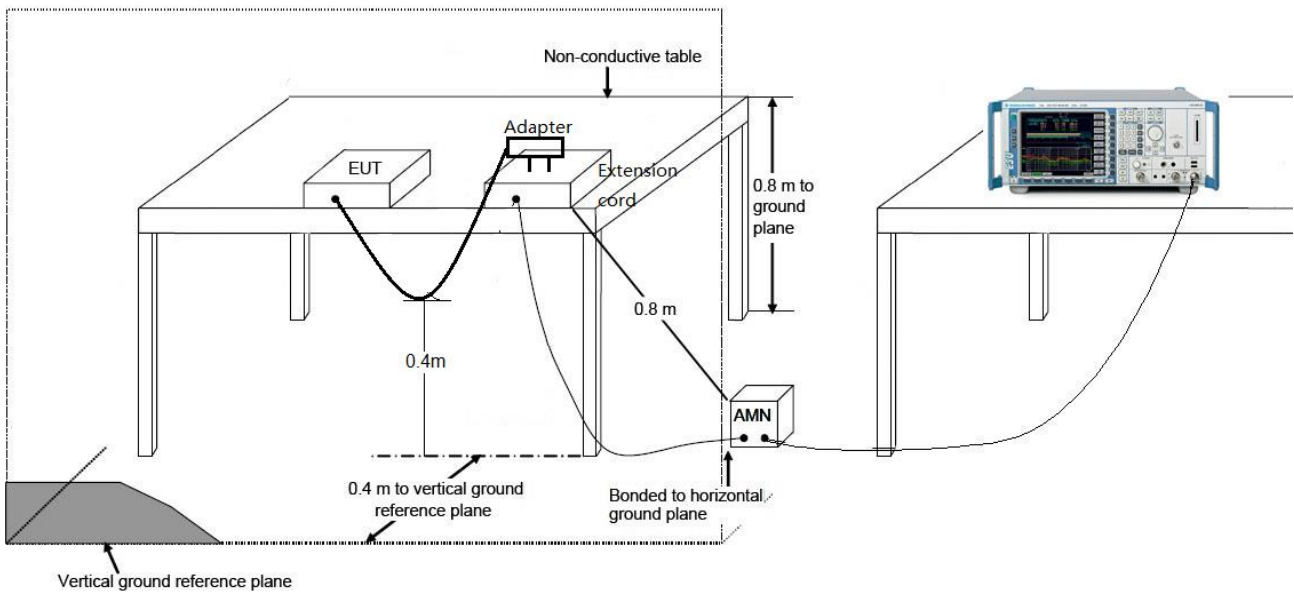
7.11.1. Test Limit

FCC Part 15 Subpart C Paragraph 15.207		
Frequency (MHz)	QP (dB μ V)	Average (dB μ V)
0.15 - 0.50	66 - 56	56 - 46
0.50 - 5.0	56	46
5.0 - 30	60	50

Note 1: The lower limit shall apply at the transition frequencies.

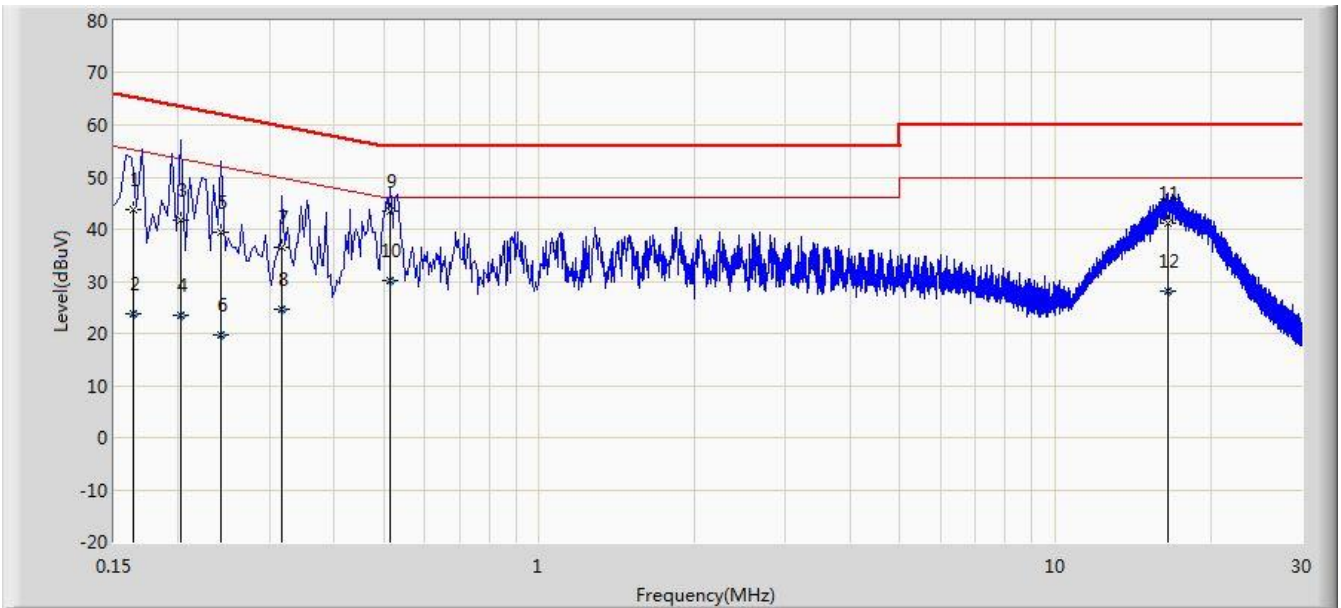
Note 2: The limit decreases linearly with the logarithm of the frequency in the range 0.15MHz to 0.5MHz.

7.11.2. Test Setup



7.11.3. Test Result

Site: SR2	Time: 2019/03/25 - 17:42
Limit: FCC_Part15.207_CE_AC Power_ Class B	Engineer: David Lv
Probe: ENV216_101683_Filter On	Polarity: Line
EUT: Bluetooth Speaker	Power: AC 120V/60Hz
Test Mode 1	

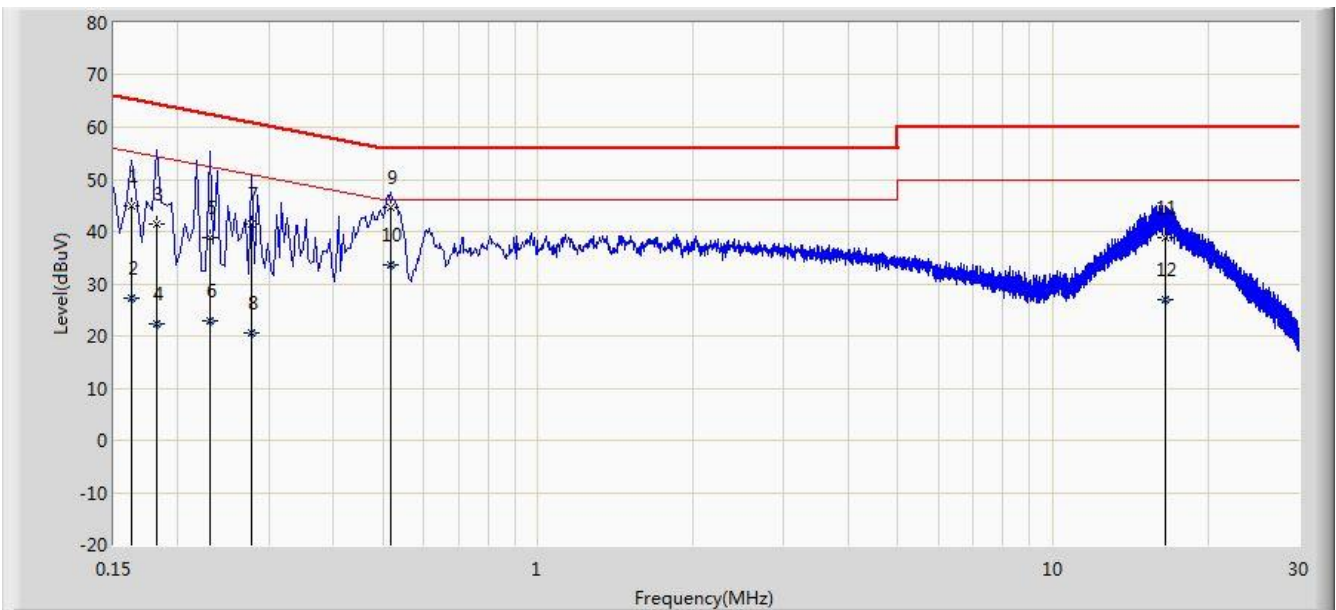


No	Flag	Mark	Frequency (MHz)	Measure Level (dBuV)	Reading Level (dBuV)	Over Limit (dB)	Limit (dBuV)	Factor (dB)	Type
1			0.164	43.792	33.700	-21.467	65.259	10.092	QP
2			0.164	23.792	13.700	-31.467	55.259	10.092	AV
3			0.202	41.793	31.800	-21.735	63.528	9.993	QP
4			0.202	23.593	13.600	-29.935	53.528	9.993	AV
5			0.242	39.457	29.500	-22.570	62.027	9.958	QP
6			0.242	19.757	9.800	-32.270	52.027	9.958	AV
7			0.318	36.491	26.472	-23.268	59.759	10.018	QP
8			0.318	24.781	14.762	-24.978	49.759	10.018	AV
9		*	0.514	43.355	33.198	-12.645	56.000	10.156	QP
10			0.514	30.205	20.049	-15.795	46.000	10.156	AV
11			16.526	41.228	31.150	-18.772	60.000	10.078	QP
12			16.526	28.100	18.022	-21.900	50.000	10.078	AV

Note: Measure Level (dBμV) = Reading Level (dBμV) + Factor (dB)

Factor (dB) = Cable Loss (dB) + LISN Factor (dB)

Site: SR2	Time: 2019/03/25 - 17:54
Limit: FCC_Part15.207_CE_AC Power_ Class B	Engineer: David Lv
Probe: ENV216_101683_Filter On	Polarity: Neutral
EUT: Bluetooth Speaker	Power: AC 120V/60Hz
Test Mode 1	



No	Flag	Mark	Frequency (MHz)	Measure Level (dBuV)	Reading Level (dBuV)	Over Limit (dB)	Limit (dBuV)	Factor (dB)	Type
1			0.162	44.939	34.861	-20.422	65.361	10.078	QP
2			0.162	27.143	17.064	-28.218	55.361	10.078	AV
3			0.182	41.542	31.500	-22.852	64.394	10.042	QP
4			0.182	22.342	12.300	-32.052	54.394	10.042	AV
5			0.230	38.786	28.800	-23.664	62.450	9.985	QP
6			0.230	22.886	12.900	-29.564	52.450	9.985	AV
7			0.278	41.422	31.400	-19.454	60.875	10.022	QP
8			0.278	20.522	10.500	-30.354	50.875	10.022	AV
9		*	0.518	44.748	34.573	-11.252	56.000	10.175	QP
10			0.518	33.508	23.333	-12.492	46.000	10.175	AV
11			16.570	38.741	28.621	-21.259	60.000	10.120	QP
12			16.570	26.962	16.842	-23.038	50.000	10.120	AV

Note: Measure Level (dBμV) = Reading Level (dBμV) + Factor (dB)

Factor (dB) = Cable Loss (dB) + LISN Factor (dB)

8. CONCLUSION

The data collected relate only the item(s) tested and show that the **Bluetooth Speaker** is in compliance with Part 15C of the FCC rules.

————— The End —————

Appendix A - Test Setup Photograph

Refer to "1903RSU018-UT" file.

Appendix B - EUT Photograph

Refer to "1903RSU018-UE" file.