

COULAX CX08
USER Guide
Bluetooth Speaker

Thank you for purchasing the
"CX08 BLUETOOTH SPEAKER".

Welcome


Please take the time to follow the instructions in this User Guide carefully. It will help you set up and operate your product properly and enjoy its advanced features.

Please save this User Guide for future reference.

INCLUDED WITH SPEAKER


- User Guide x 1
- Micro USB cable x 1
- Bluetooth Speaker x 1
- 3.5mm Audio cable x 1

OVERVIEW




- POWER ON / OFF
- PLAY / PAUSE
- VOLUME - TRACK BACKWARD.
- VOLUME + TRACK FORWARD.
- TAKE A CALL

CHARGING



- Although the battery is partially charged at the factory, it is important to fully charge the battery before first use. Allow up to 2 hours for a full charge.
- Plug the small end of the USB cable into the speaker.
- Battery indicator light will turn red while charging and turn blue when charging is complete.

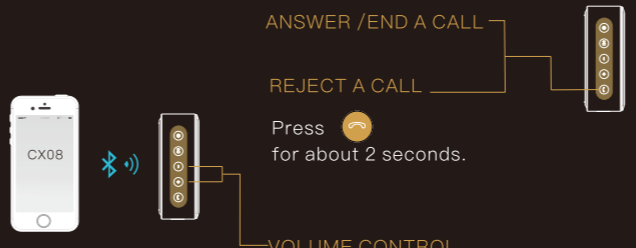
INITIAL PARING



- Press and hold Power On/Off Button for 4 seconds, the indicator light flashes BLUE.
- Activate Bluetooth on your phone and set it to search for new devices.
- Select "COULAX CX08". [If your phone asks, enter 0000 to accept the connection]. The indicator light will slowly flashes in BLUE.

(The speaker will pair the last connected device automatically when it turns on.)

TAKE A CALL




- ANSWER /END A CALL
- REJECT A CALL
- Press for about 2 seconds.
- VOLUME CONTROL
- press the VOLUME "+" or "-" to turn volume up or down, you hear "BEEP" once reach the maximum or minimum volume.

This device complies with part 15 of the FCC rules. Operation is subject to the following two conditions:

(1) this device may not cause harmful interference, and

(2) this device must accept any interference received, including interference that may cause undesired operation.

Changes or modifications to this unit not expressly approved by the party responsible for compliance could void the user's authority to operate the equipment.



WWW.COULAX.COM

CE RoHS

MODEL-COULAX CX08
MADE IN CHINA