

In the box

Bluetooth Speaker
Micro USB chargeable cable
3.5mm Audio cable
Instruction manual
Quick-start-Guide
Warranty card


Features

1. Bluetooth function
2. With Microphone, support hands free
3. Aux in, compatible with all 3.5 Audio Device
4. With Bass Diaphragm
5. Built-in 1200mAH Li-battery
6. Micro USB jack to charging.

Specification

Output power: 3W*2
Frequency response: 90Hz~18KHz
Impedance: 4OHM
Sensitive: 80dB±2dB
S/N Ration: ≥65dB
Distortion: ≤1%
Power supply: Built-in battery or micro USB 5V


Bluetooth Mode:

1. Power on the unit, the blue light on the front of speaker will flash quickly with the invoice “**beep beep, bluetooth mode has been on**” which means the speaker is in defaulted bluetooth mode and waiting for pairing.
2. Then you can searching the Bluetooth device “**BLAUPUNKT BT 5**” on your cell phone or other devices, the blue light will flash slowly when the unit is paired successfully with music and the indicated voice “**matching is OK**”.
3. Press the  key to pause or play the music.

Long press the key, you will hear the sound” **waiting for connection**” which means the unit is disconnected.


4. Short press the “+” or “-” to control the music in your devices, long press the key again to increase the volume.

Handfree function:

In bluetooth mode, when there is a phone call coming after successful pairing, you can press the  key on the speaker to pick up the call directly or and press it again to hang up.

AUX Mode:

Power on the unit, using a 3.5mm audio cable to connect your phone or other devices with the BT 5, the LED of BT 5 will become red with the voice “you under line-in mode” which indicator in front of the speaker turns into AUX mode. Then you can play the music via your phone or computer.

1. Press the “+” or “-” **key** to control the volume.
2. Press the  key to pause and play the music.

Charging:

There is a built-in battery inside our BT 5, when the battery is low, you will hear the notice “**low battery, please charge**”. Then please charge the unit immediately via the micro USB charging cable in the box to a DC 5V adapter or computer. In the process of charging, the indicator on the side of the speaker is red color and it will be off when fully charged.

EU Regulatory Conformance

The equipment is in compliance with the essential requirements and other relevant provisions of the Directive 1999/5/EC.

CE 0700

FCC STATEMENT

1. This device complies with Part 15 of the FCC Rules. Operation is subject to the following two conditions:
 - (1) This device may not cause harmful interference.
 - (2) This device must accept any interference received, including interference that may cause undesired operation.
2. Changes or modifications not expressly approved by the party responsible for compliance could void the user's authority to operate the equipment.

NOTE: This equipment has been tested and found to comply with the limits for a Class B digital device, pursuant to Part 15 of the FCC Rules. These limits are designed to provide reasonable protection against harmful interference in a residential installation.

This equipment generates uses and can radiate radio frequency energy and, if not installed and used in accordance with the instructions, may cause harmful interference to radio communications. However, there is no guarantee that interference will not occur in a particular installation. If this equipment does cause harmful interference to radio or television reception, which can be determined by turning the equipment off and on, the user is encouraged to try to correct the interference by one or more of the following measures:

Reorient or relocate the receiving antenna.

Increase the separation between the equipment and receiver.

Connect the equipment into an outlet on a circuit different from that to which the receiver is connected.

Consult the dealer or an experienced radio/TV technician for help.

Radiation Exposure Statement:

This equipment complies with FCC radiation exposure requirement. The device can be used in portable exposure condition without RF striction