



11. SETUP PHOTOS

ANTENNA PORT CONDUCTED RF MEASUREMENT SETUP





RADIATED RF MEASUREMENT SETUP (BELOW 1 GHz)







RADIATED RF MEASUREMENT SETUP (BELOW 1 GHz) – WITH METAL WRISTBAND







RADIATED RF MEASUREMENT SETUP (ABOVE 1 GHz) RSS-247






RADIATED RF MEASUREMENT SETUP (ABOVE 1 GHz) – WITH METAL WRISTBAND







RADIATED RF MEASUREMENT SETUP FOR PORTABLE CONFIGURATION





Y-AXIS PHOTO




Z-AXIS PHOTO



RADIATED RF MEASUREMENT SETUP FOR PORTABLE CONFIGURATION – WITH METAL WRISTBAND





END OF REPORT