




## 10. SETUP PHOTOS



### ANTENNA PORT CONDUCTED RF MEASUREMENT SETUP



**RADIATED RF MEASUREMENT SETUP (BELOW 1 GHz)**




**RADIATED RF MEASUREMENT SETUP (ABOVE 1 GHz)**



**POWERLINE CONDUCTED EMISSIONS MEASUREMENT SETUP WITH USB LAPTOP**



LINE CONDUCTED FRONT PHOTO



LINE CONDUCTED BACK PHOTO



**POWERLINE CONDUCTED EMISSIONS MEASUREMENT SETUP WITH AC ADAPTER**



**END OF REPORT**