


DUT and SAR Set-up Photos

Overall Dimensions



Front View of the DUT



Rear View of the DUT




Setup Photos

Handset Vertical and Horizontal Reference Lines

Vertical
Center Line

Horizontal
Line




Next to Mouth Exposure Conditions

Front




Front




Extremity Exposure Conditions

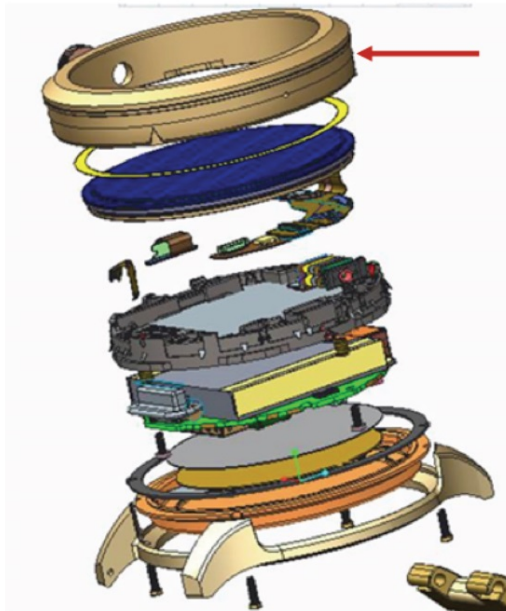
Rear



Rear



Antenna Dimensions & Separation Distances



Metal case as antenna. Antenna is feed directly by a spring clip form PWB to touch inner surface for the metal case.

As the case forms part of the antenna assembly the antenna to user separation distance is 0mm.