



Test Set Up Photographs Radiated



Photograph 1: Front View Radiated Emissions, Below 1000 MHz Worst Case Configuration



Photograph 2: Back View Radiated Emissions, Below 1000 MHz Worst Case Configuration



Photograph 3: Front View Radiated Emissions Worst Case – Above 1000 MHz Configuration




Photograph 4: Back View Radiated Emissions Worst Case – Above 1000 MHz Configuration

Reference Test Set Up Photographs



Photograph 5: Reference Photo of Test Setup for Emissions Below 30 MHz



Photograph 6: Reference Photo of Test Setup for Emissions From 30 MHz to 1000 MHz



Photograph 7: Reference Photo of Test Setup for Emissions Above 1000 MHz