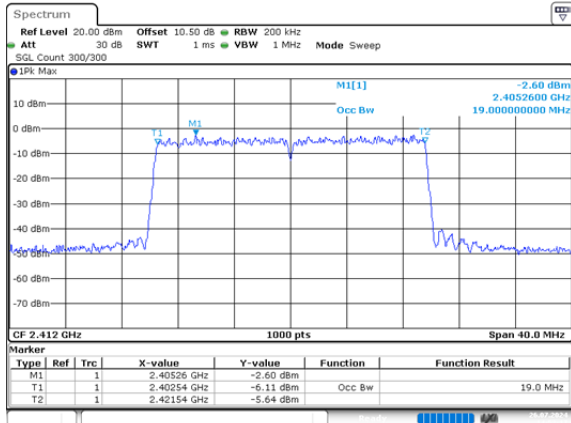
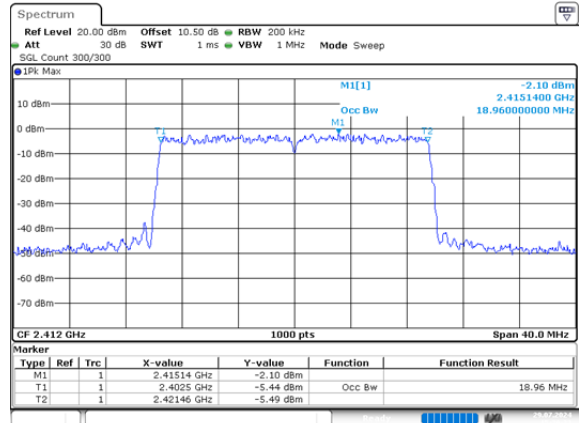


ax20_2412MHz_RU_Full_Chain 0 19MHz



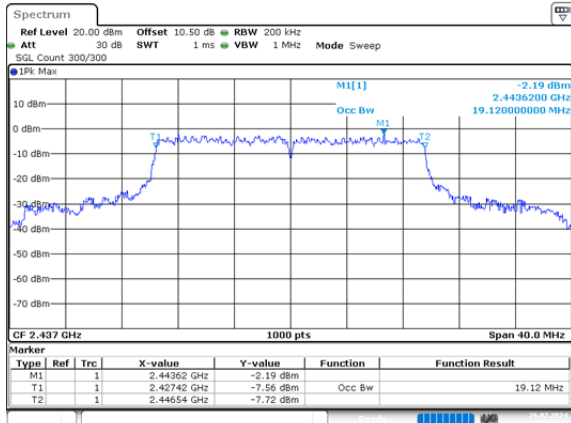
ProjectNo.:2403U80942E-RF Tester:Tao Zhu
Date: 26.JUL.2024 14:52:17

ax20_2412MHz_RU_Full_Chain 1 18.960MHz



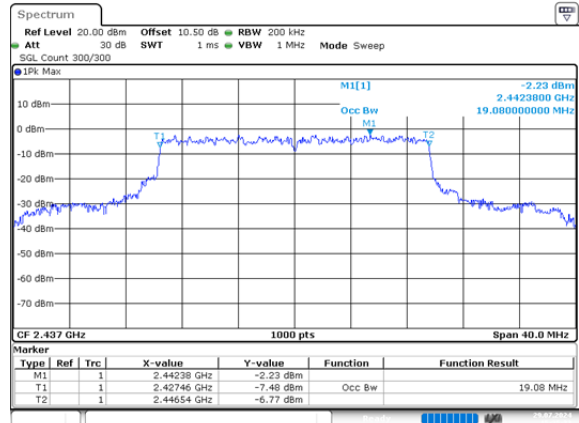
ProjectNo.:2403U80942E-RF Tester:Tao Zhu
Date: 29.JUL.2024 15:20:23

ax20_2437MHz_RU_Full_Chain 0 19.120MHz



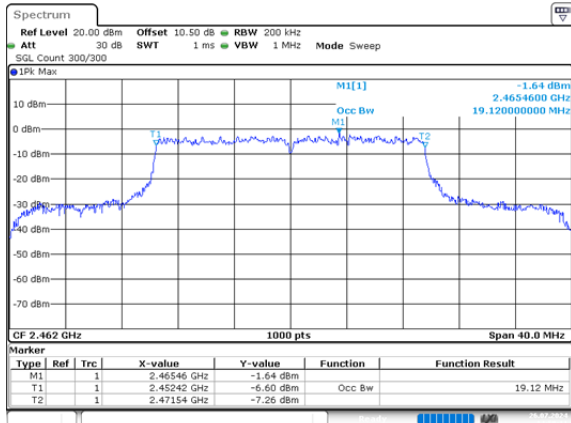
ProjectNo.:2403U80942E-RF Tester:Tao Zhu
Date: 26.JUL.2024 14:55:42

ax20_2437MHz_RU_Full_Chain 1 19.080MHz



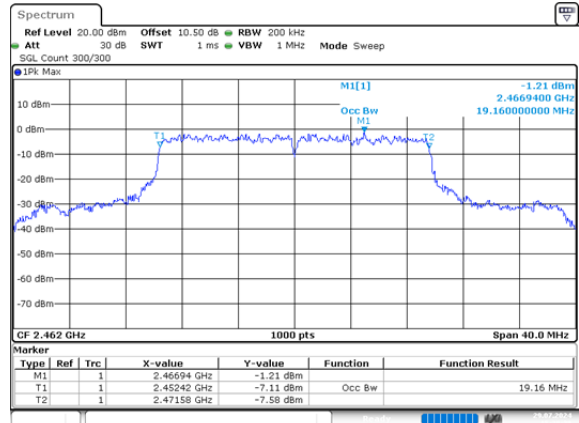
ProjectNo.:2403U80942E-RF Tester:Tao Zhu
Date: 29.JUL.2024 15:25:22

ax20_2462MHz_RU_Full_Chain 0 19.120MHz



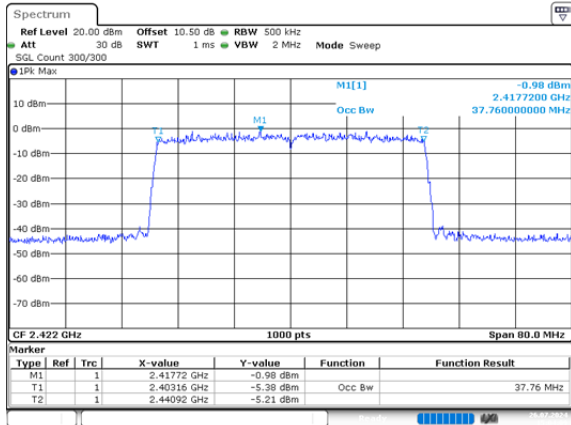
ProjectNo.:2403U80942E-RF Tester:Tao Zhu
Date: 26.JUL.2024 14:58:11

ax20_2462MHz_RU_Full_Chain 1 19.160MHz



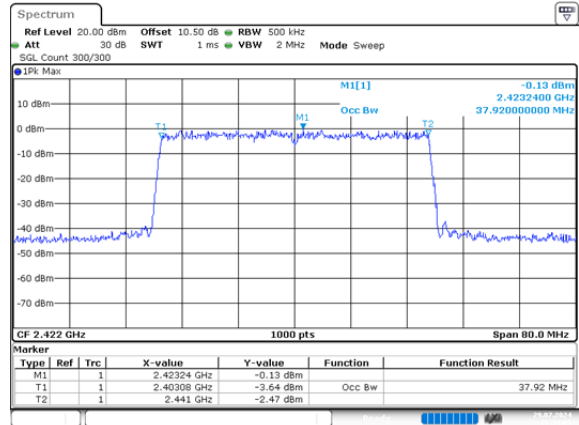
ProjectNo.:2403U80942E-RF Tester:Tao Zhu
Date: 29.JUL.2024 15:29:38

ax40_2422MHz_RU_Full_Chain 0 37.760MHz



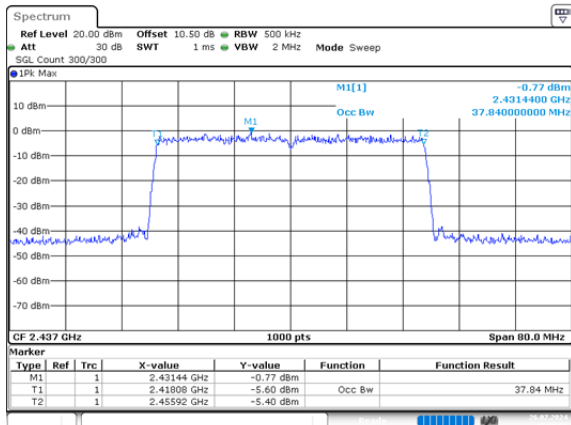
ProjectNo.:2403U80942E-RF Tester:Tao Zhu
Date: 26.JUL.2024 15:04:10

ax40_2422MHz_RU_Full_Chain 1 37.920MHz



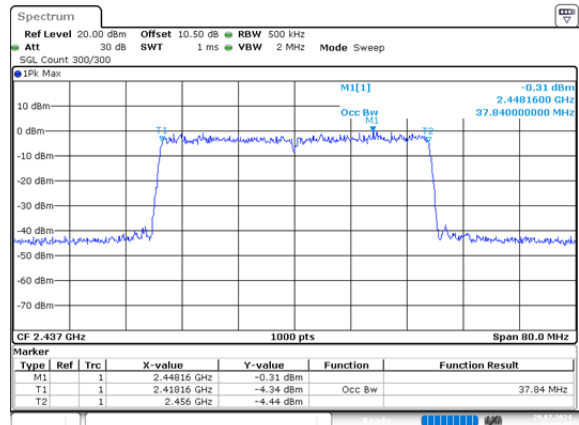
ProjectNo.:2403U80942E-RF Tester:Tao Zhu
Date: 29.JUL.2024 15:34:03

ax40_2437MHz_RU_Full_Chain 0 37.840MHz



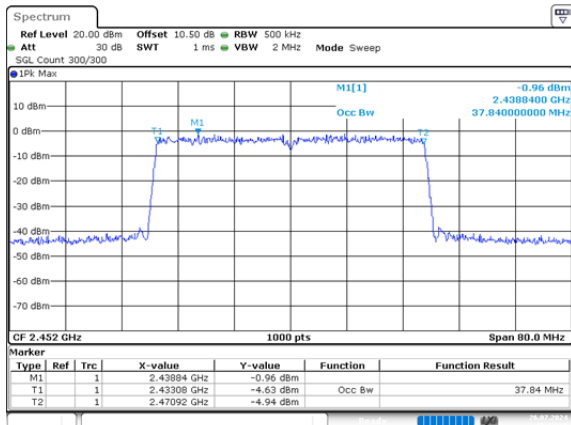
ProjectNo.:2403U80942E-RF Tester:Tao Zhu
Date: 26.JUL.2024 15:09:07

ax40_2437MHz_RU_Full_Chain 1 37.840MHz



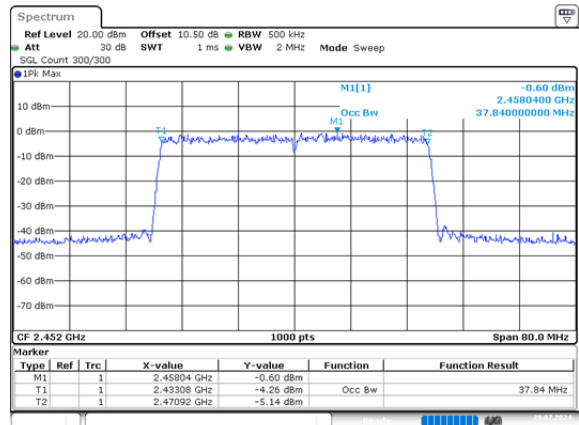
ProjectNo.:2403U80942E-RF Tester:Tao Zhu
Date: 29.JUL.2024 15:37:48

ax40_2452MHz_RU_Full_Chain 0 37.840MHz



ProjectNo.:2403U80942E-RF Tester:Tao Zhu
Date: 26.JUL.2024 15:12:18

ax40_2452MHz_RU_Full_Chain 1 37.840MHz



ProjectNo.:2403U80942E-RF Tester:Tao Zhu
Date: 29.JUL.2024 15:42:27

4.5 Maximum Conducted Output Power

Test Information:

Serial No.:	2MYF-8	Test Date:	2024/7/26~2024/7/29
Test Site:	RF	Test Mode:	Transmitting
Tester:	Tao Zhu	Test Result:	Pass

Environmental Conditions:

Temperature: (°C):	24.4-26.1	Relative Humidity: (%)	60-66	ATM Pressure: (kPa)	99.9-100.5
------------------------------	-----------	----------------------------------	-------	-------------------------------	------------

Test Equipment List and Details:

Manufacturer	Description	Model	Serial Number	Calibration Date	Calibration Due Date
zhuoxiang	Coaxial Cable	SMA-178	211001	Each time	N/A
HuiXunDa	DC Block	SMA-JK 18G	DCB181108042	Each time	N/A
eastsheep	Coaxial Attenuator	2W-SMA-JK-18G	21060301	Each time	N/A
Anritsu	Power Meter	ML2495A	1106009	2023/08/04	2024/08/03
Anritsu	Pulse Power Sensor	MA2411A	10780	2023/08/04	2024/08/03

* Statement of Traceability: China Certification ICT Co., Ltd (Dongguan) attests that all calibrations have been performed, traceable to National Primary Standards and International System of Units (SI).

2.4G

Mode	Peak Output Power (dBm)	Average Output Power (dBm)	Limit (dBm)	Result
b_2412MHz_Chain 0	21.55	18.16	30	Pass
b_2412MHz_Chain 1	21.53	18.39	30	Pass
b_2437MHz_Chain 0	21.12	17.93	30	Pass
b_2437MHz_Chain 1	20.62	17.48	30	Pass
b_2462MHz_Chain 0	21.66	18.63	30	Pass
b_2462MHz_Chain 1	21.33	18.26	30	Pass
g_2412MHz_Chain 0	20.05	11.13	30	Pass
g_2412MHz_Chain 1	20.35	11.50	30	Pass
g_2437MHz_Chain 0	20.03	10.92	30	Pass
g_2437MHz_Chain 1	19.91	10.75	30	Pass
g_2462MHz_Chain 0	20.18	11.43	30	Pass
g_2462MHz_Chain 1	20.16	11.49	30	Pass
n20_2412MHz_Chain 0	18.11	8.74	30	Pass
n20_2412MHz_Chain 1	18.81	9.12	30	Pass
n20_2412MHz_Chain 0+Chain 1	21.48	11.94	30	Pass
n20_2437MHz_Chain 0	18.07	8.63	30	Pass
n20_2437MHz_Chain 1	18.11	8.41	30	Pass
n20_2437MHz_Chain 0+Chain 1	21.10	11.53	30	Pass
n20_2462MHz_Chain 0	18.29	9.12	30	Pass
n20_2462MHz_Chain 1	18.39	9.16	30	Pass
n20_2462MHz_Chain 0+Chain 1	21.35	12.15	30	Pass
n40_2422MHz_Chain 0	17.63	8.25	30	Pass
n40_2422MHz_Chain 1	17.98	8.53	30	Pass
n40_2422MHz_Chain 0+Chain 1	20.82	11.40	30	Pass
n40_2437MHz_Chain 0	17.85	8.44	30	Pass
n40_2437MHz_Chain 1	18.11	8.12	30	Pass
n40_2437MHz_Chain 0+Chain 1	20.99	11.29	30	Pass
n40_2452MHz_Chain 0	17.83	8.45	30	Pass
n40_2452MHz_Chain 1	18.25	8.22	30	Pass
n40_2452MHz_Chain 0+Chain 1	21.06	11.35	30	Pass
ax20_2412MHz_RU_Full_Chain 0	17.84	5.59	30	Pass

Mode	Peak Output Power (dBm)	Average Output Power (dBm)	Limit (dBm)	Result
ax20_2412MHz_RU_Full_Chain 1	17.92	6.67	30	Pass
ax20_2412MHz_RU_Full_Chain 0+Chain 1	20.89	9.17	30	Pass
ax20_2437MHz_RU_Full_Chain 0	17.65	5.80	30	Pass
ax20_2437MHz_RU_Full_Chain 1	18.08	6.04	30	Pass
ax20_2437MHz_RU_Full_Chain 0+Chain 1	20.88	8.93	30	Pass
ax20_2462MHz_RU_Full_Chain 0	17.73	6.06	30	Pass
ax20_2462MHz_RU_Full_Chain 1	17.82	6.70	30	Pass
ax20_2462MHz_RU_Full_Chain 0+Chain 1	20.79	9.40	30	Pass
ax40_2422MHz_RU_Full_Chain 0	17.74	4.81	30	Pass
ax40_2422MHz_RU_Full_Chain 1	17.25	5.95	30	Pass
ax40_2422MHz_RU_Full_Chain 0+Chain 1	20.51	8.43	30	Pass
ax40_2437MHz_RU_Full_Chain 0	17.46	5.26	30	Pass
ax40_2437MHz_RU_Full_Chain 1	17.41	5.30	30	Pass
ax40_2437MHz_RU_Full_Chain 0+Chain 1	20.45	8.29	30	Pass
ax40_2452MHz_RU_Full_Chain 0	17.39	5.17	30	Pass
ax40_2452MHz_RU_Full_Chain 1	17.52	5.31	30	Pass
ax40_2452MHz_RU_Full_Chain 0+Chain 1	20.47	8.25	30	Pass

Note: The device employed Cyclic Delay Diversity (CDD) for 802.11 MIMO transmitting, per KDB 662911 D01 Multiple Transmitter Output v02r01, for power measurements on IEEE 802.11 devices:
 Array Gain = 0 dB (i.e., no array gain) for NANT ≤ 4,
 so directional gain = antenna gain + array gain = 3.46+0 = 3.46 dBi.

4.6 Power Spectral Density

Test Information:

Serial No.:	2MYF-8	Test Date:	2024/7/26~2024/7/29
Test Site:	RF	Test Mode:	Transmitting
Tester:	Tao Zhu	Test Result:	Pass

Environmental Conditions:

Temperature: (°C):	24.4-26.1	Relative Humidity: (%)	60-66	ATM Pressure: (kPa)	99.9-100.5
------------------------------	-----------	----------------------------------	-------	-------------------------------	------------

Test Equipment List and Details:

Manufacturer	Description	Model	Serial Number	Calibration Date	Calibration Due Date
R&S	Spectrum Analyzer	FSV40	101591	2024/04/01	2025/03/31
zhuoxiang	Coaxial Cable	SMA-178	211001	Each time	N/A
HuiXunDa	DC Block	SMA-JK 18G	DCB181108042	Each time	N/A
eastsheep	Coaxial Attenuator	2W-SMA-JK-18G	21060301	Each time	N/A

* Statement of Traceability: China Certification ICT Co., Ltd (Dongguan) attests that all calibrations have been performed, traceable to National Primary Standards and International System of Units (SI).

2.4G

Mode	Value (dBm/3kHz)	Limit (dBm/3kHz)	Result
b_2412MHz_Chain 0	-3.54	8	Pass
b_2412MHz_Chain 1	-2.55	8	Pass
b_2437MHz_Chain 0	-2.79	8	Pass
b_2437MHz_Chain 1	-3.82	8	Pass
b_2462MHz_Chain 0	-3.07	8	Pass
b_2462MHz_Chain 1	-3.34	8	Pass
g_2412MHz_Chain 0	-11.89	8	Pass
g_2412MHz_Chain 1	-12.32	8	Pass
g_2437MHz_Chain 0	-13.36	8	Pass
g_2437MHz_Chain 1	-12.12	8	Pass
g_2462MHz_Chain 0	-12.44	8	Pass
g_2462MHz_Chain 1	-12.51	8	Pass
n20_2412MHz_Chain 0	-14.41	8	Pass
n20_2412MHz_Chain 1	-14.72	8	Pass
n20_2412MHz_Chain 0+Chain 1	-11.55	7.54	Pass
n20_2437MHz_Chain 0	-15.28	8	Pass
n20_2437MHz_Chain 1	-14.89	8	Pass
n20_2437MHz_Chain 0+Chain 1	-12.07	7.54	Pass
n20_2462MHz_Chain 0	-15.11	8	Pass
n20_2462MHz_Chain 1	-14.54	8	Pass
n20_2462MHz_Chain 0+Chain 1	-11.81	7.54	Pass
n40_2422MHz_Chain 0	-17.36	8	Pass
n40_2422MHz_Chain 1	-17.85	8	Pass
n40_2422MHz_Chain 0+Chain 1	-14.59	7.54	Pass
n40_2437MHz_Chain 0	-17.83	8	Pass
n40_2437MHz_Chain 1	-18.51	8	Pass
n40_2437MHz_Chain 0+Chain 1	-15.15	7.54	Pass
n40_2452MHz_Chain 0	-17.10	8	Pass
n40_2452MHz_Chain 1	-17.89	8	Pass
n40_2452MHz_Chain 0+Chain 1	-14.47	7.54	Pass
ax20_2412MHz_RU_Full_Chain 0	-16.71	8	Pass
ax20_2412MHz_RU_Full_Chain 1	-16.09	8	Pass

Mode	Value (dBm/3kHz)	Limit (dBm/3kHz)	Result
ax20_2412MHz_RU_Full_Chain 0+Chain 1	-13.38	7.54	Pass
ax20_2437MHz_RU_Full_Chain 0	-17.16	8	Pass
ax20_2437MHz_RU_Full_Chain 1	-17.09	8	Pass
ax20_2437MHz_RU_Full_Chain 0+Chain 1	-14.11	7.54	Pass
ax20_2462MHz_RU_Full_Chain 0	-17.04	8	Pass
ax20_2462MHz_RU_Full_Chain 1	-16.19	8	Pass
ax20_2462MHz_RU_Full_Chain 0+Chain 1	-13.58	7.54	Pass
ax40_2422MHz_RU_Full_Chain 0	-20.19	8	Pass
ax40_2422MHz_RU_Full_Chain 1	-18.81	8	Pass
ax40_2422MHz_RU_Full_Chain 0+Chain 1	-16.44	7.54	Pass
ax40_2437MHz_RU_Full_Chain 0	-20.14	8	Pass
ax40_2437MHz_RU_Full_Chain 1	-18.98	8	Pass
ax40_2437MHz_RU_Full_Chain 0+Chain 1	-16.51	7.54	Pass
ax40_2452MHz_RU_Full_Chain 0	-20.08	8	Pass
ax40_2452MHz_RU_Full_Chain 1	-19.04	8	Pass
ax40_2452MHz_RU_Full_Chain 0+Chain 1	-16.52	7.54	Pass

Note:

The device employed Cyclic Delay Diversity (CDD) for 802.11 MIMO transmitting, per KDB 662911 D01 Multiple Transmitter Output v02r01, for power spectral density (PSD) measurements on the devices:

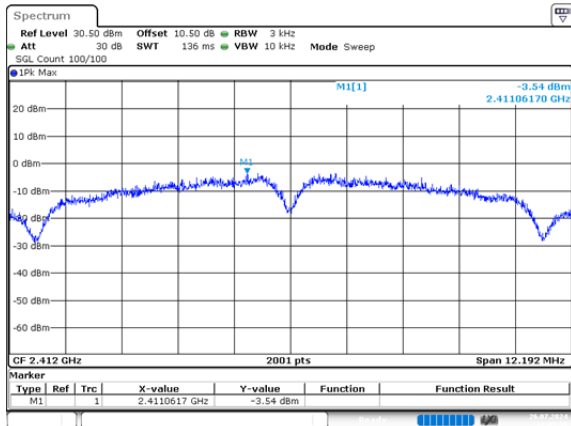
Array Gain = $10 \log(N_{ANT}/N_{SS})$ dB,

So directional gain = antenna gain + array gain = $3.46 + 10 \log(2/1) = 6.46$ dBi.

Limit is $8 - (6.46 - 6) = 7.54$ dBm/3kHz

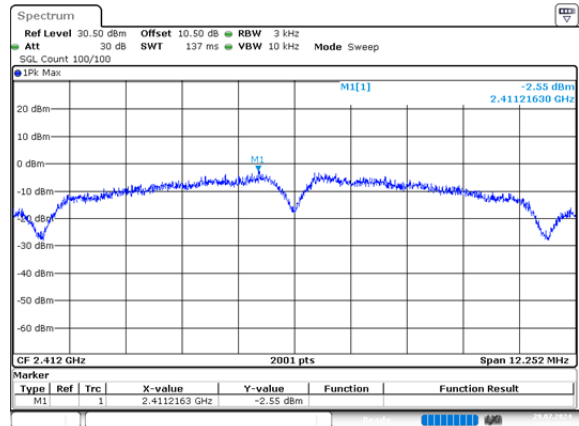
2.4G

b_2412MHz_Chain 0 -3.54dBm/3kHz



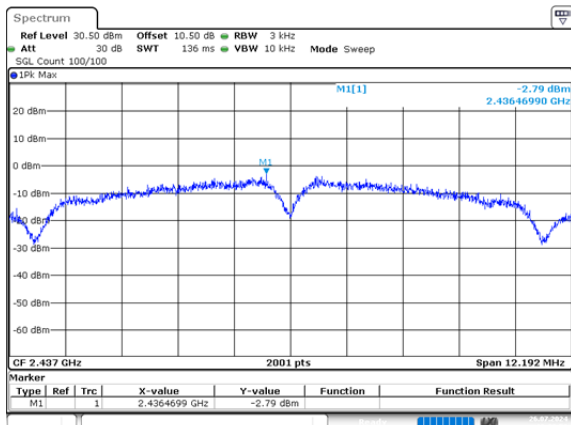
ProjectNo.:2403U80942E-RF Tester:Tao Zhu
Date: 26.JUL.2024 12:05:38

b_2412MHz_Chain 1 -2.55dBm/3kHz



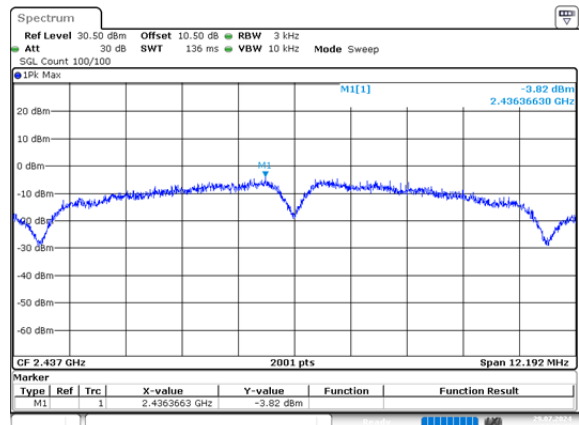
ProjectNo.:2403U80942E-RF Tester:Tao Zhu
Date: 29.JUL.2024 14:37:57

b_2437MHz_Chain 0 -2.79dBm/3kHz



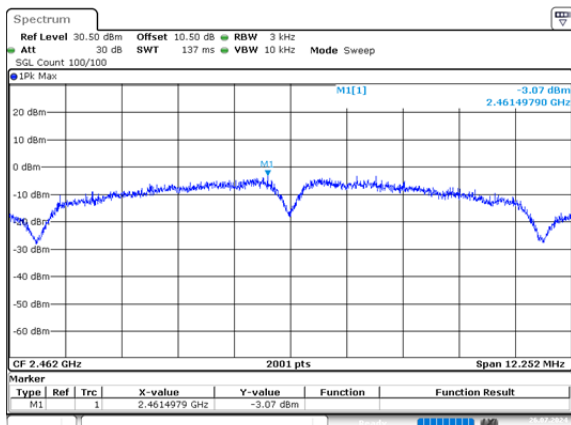
ProjectNo.:2403U80942E-RF Tester:Tao Zhu
Date: 26.JUL.2024 13:02:59

b_2437MHz_Chain 1 -3.82dBm/3kHz



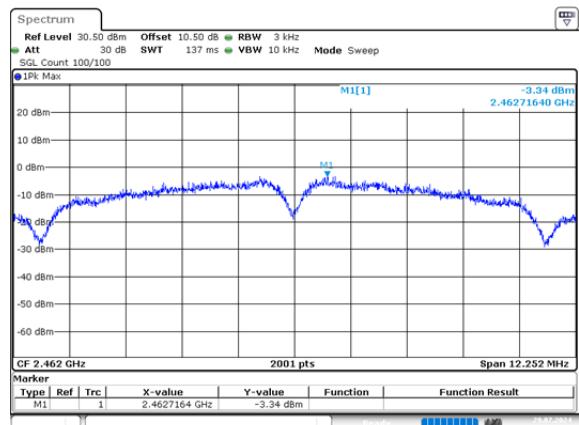
ProjectNo.:2403U80942E-RF Tester:Tao Zhu
Date: 29.JUL.2024 14:39:41

b_2462MHz_Chain 0 -3.07dBm/3kHz



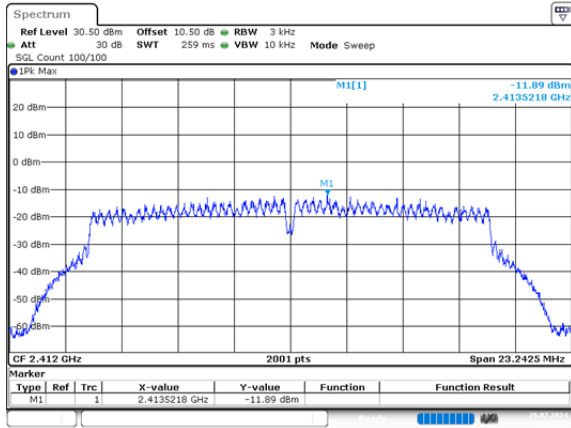
ProjectNo.:2403U80942E-RF Tester:Tao Zhu
Date: 26.JUL.2024 13:06:08

b_2462MHz_Chain 1 -3.34dBm/3kHz



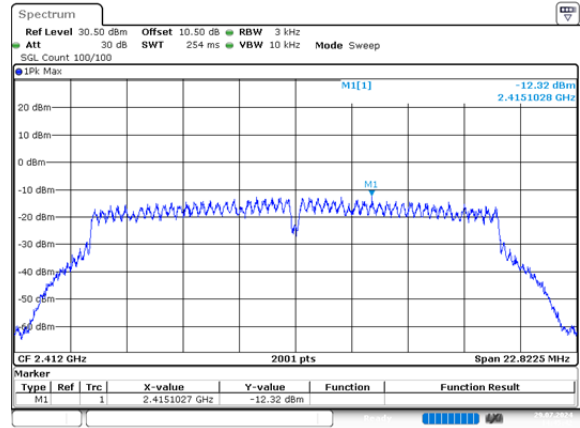
ProjectNo.:2403U80942E-RF Tester:Tao Zhu
Date: 29.JUL.2024 14:42:37

g_2412MHz_Chain 0 -11.89dBm/3kHz



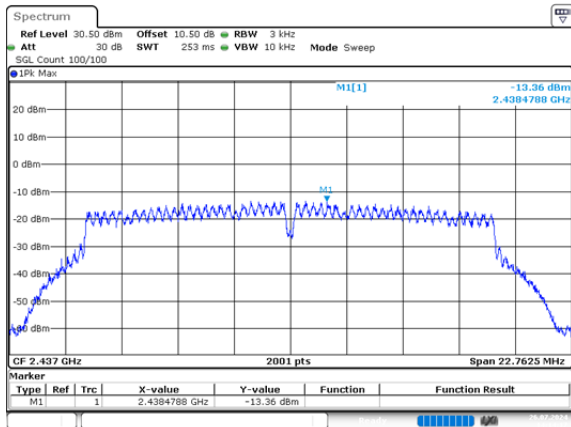
ProjectNo.:2403U80942E-RF Tester:Tao Zhu
Date: 26.JUL.2024 14:12:26

g_2412MHz_Chain 1 -12.32dBm/3kHz



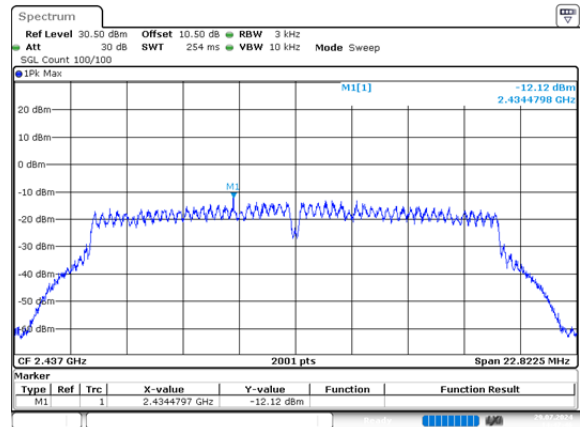
ProjectNo.:2403U80942E-RF Tester:Tao Zhu
Date: 29.JUL.2024 14:45:43

g_2437MHz_Chain 0 -13.36dBm/3kHz



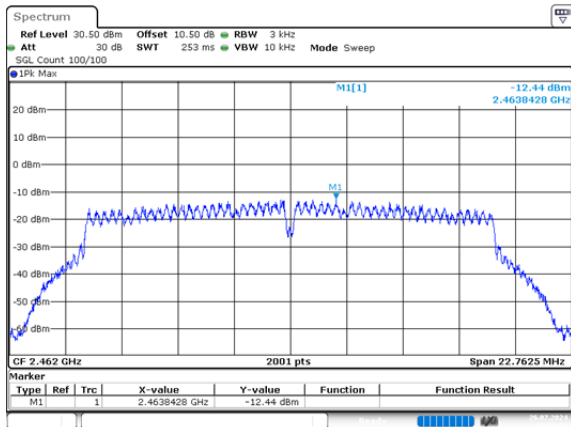
ProjectNo.:2403U80942E-RF Tester:Tao Zhu
Date: 26.JUL.2024 14:14:17

g_2437MHz_Chain 1 -12.12dBm/3kHz



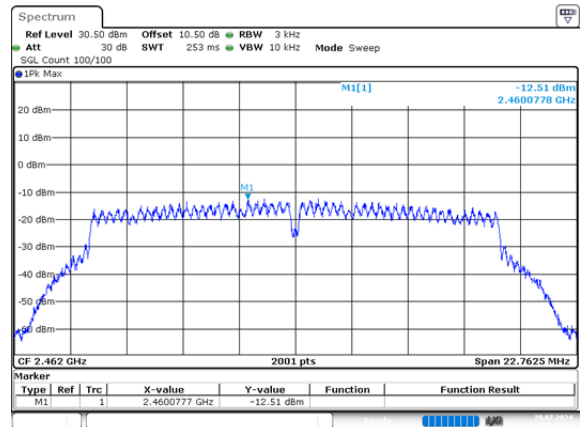
ProjectNo.:2403U80942E-RF Tester:Tao Zhu
Date: 29.JUL.2024 14:47:46

g_2462MHz_Chain 0 -12.44dBm/3kHz



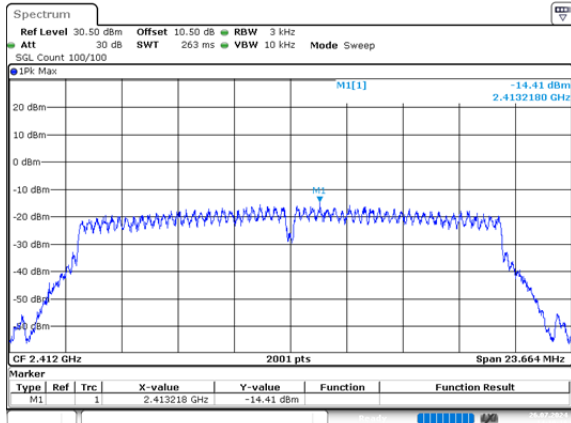
ProjectNo.:2403U80942E-RF Tester:Tao Zhu
Date: 26.JUL.2024 14:16:32

g_2462MHz_Chain 1 -12.51dBm/3kHz



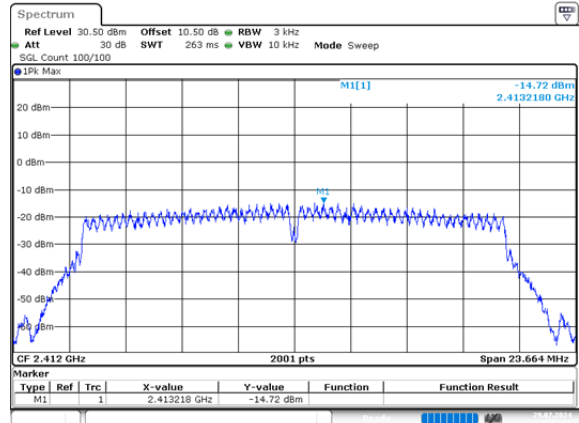
ProjectNo.:2403U80942E-RF Tester:Tao Zhu
Date: 29.JUL.2024 14:51:44

n20_2412MHz_Chain 0 -14.41dBm/3kHz



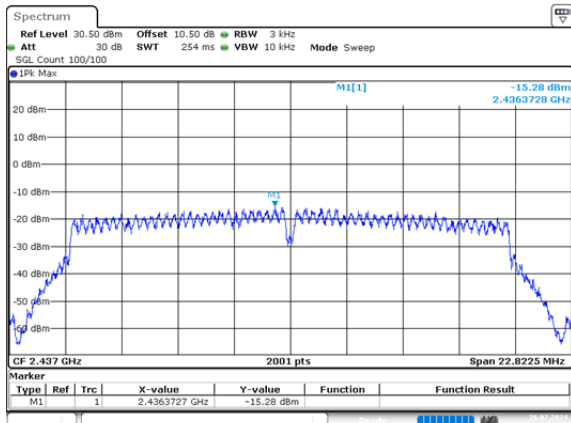
ProjectNo.:2403U80942E-RF Tester:Tao Zhu
Date: 26.JUL.2024 14:19:18

n20_2412MHz_Chain 1 -14.72dBm/3kHz



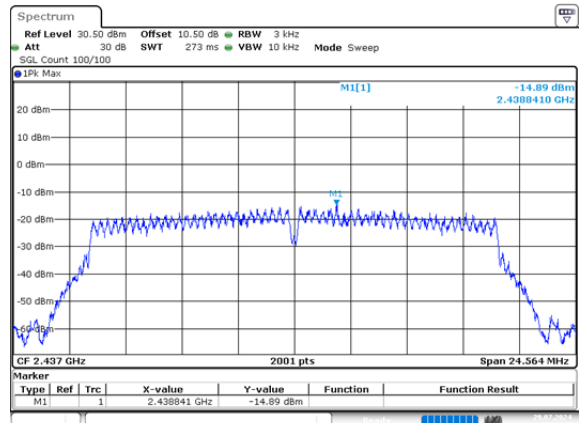
ProjectNo.:2403U80942E-RF Tester:Tao Zhu
Date: 29.JUL.2024 15:02:08

n20_2437MHz_Chain 0 -15.28dBm/3kHz



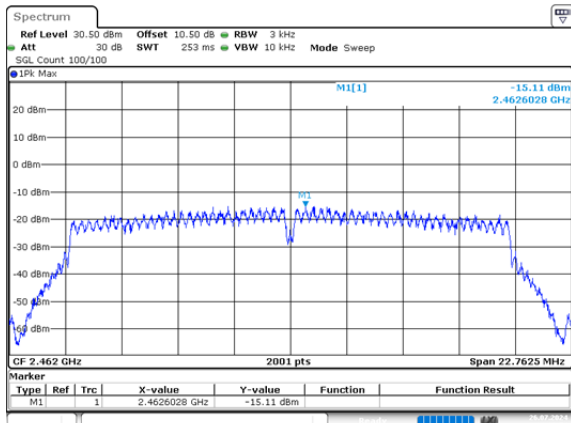
ProjectNo.:2403U80942E-RF Tester:Tao Zhu
Date: 26.JUL.2024 14:21:34

n20_2437MHz_Chain 1 -14.89dBm/3kHz



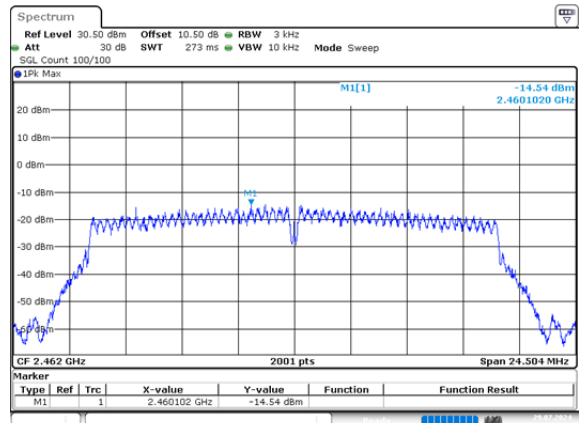
ProjectNo.:2403U80942E-RF Tester:Tao Zhu
Date: 29.JUL.2024 15:04:12

n20_2462MHz_Chain 0 -15.11dBm/3kHz



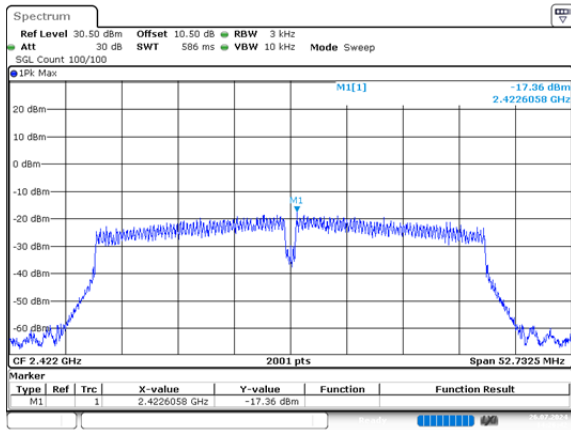
ProjectNo.:2403U80942E-RF Tester:Tao Zhu
Date: 26.JUL.2024 14:23:54

n20_2462MHz_Chain 1 -14.54dBm/3kHz

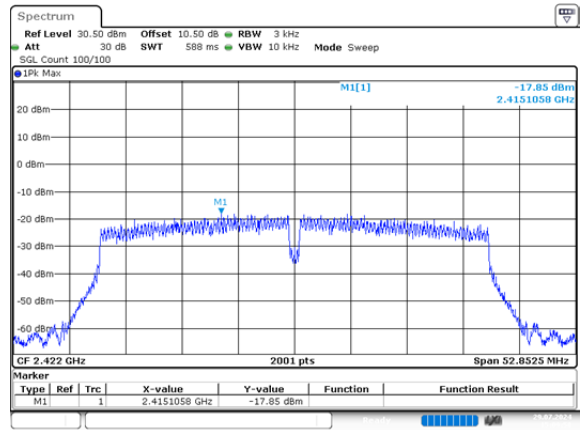


ProjectNo.:2403U80942E-RF Tester:Tao Zhu
Date: 29.JUL.2024 15:06:49

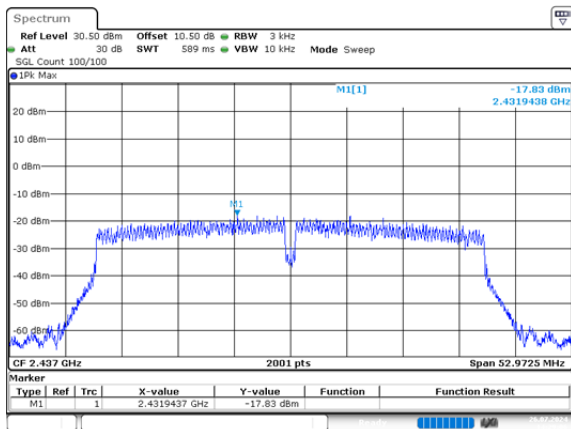
n40_2422MHz_Chain 0 -17.36dBm/3kHz



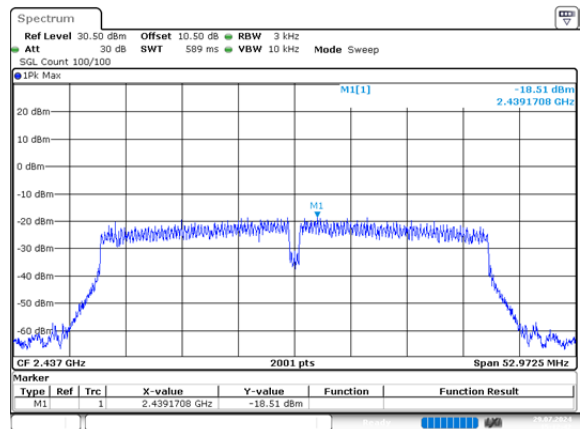
n40_2422MHz_Chain 1 -17.85dBm/3kHz



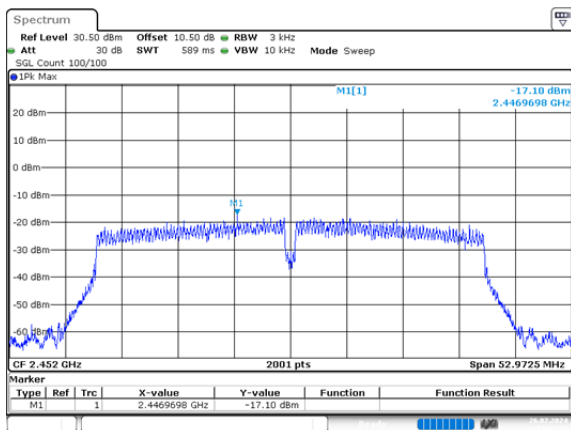
n40_2437MHz_Chain 0 -17.83dBm/3kHz



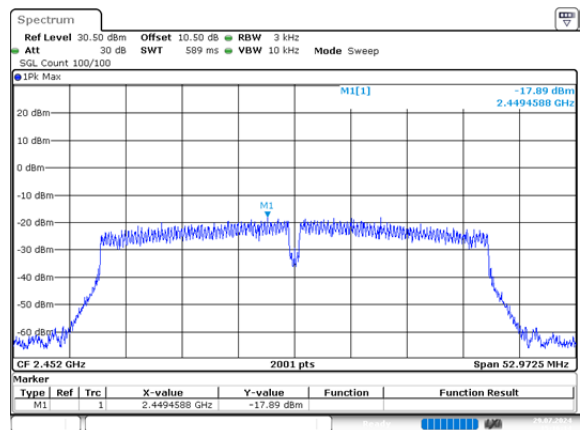
n40_2437MHz_Chain 1 -18.51dBm/3kHz



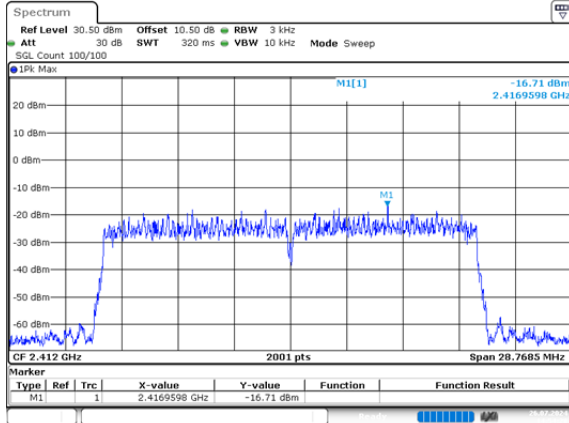
n40_2452MHz_Chain 0 -17.10dBm/3kHz



n40_2452MHz_Chain 1 -17.89dBm/3kHz

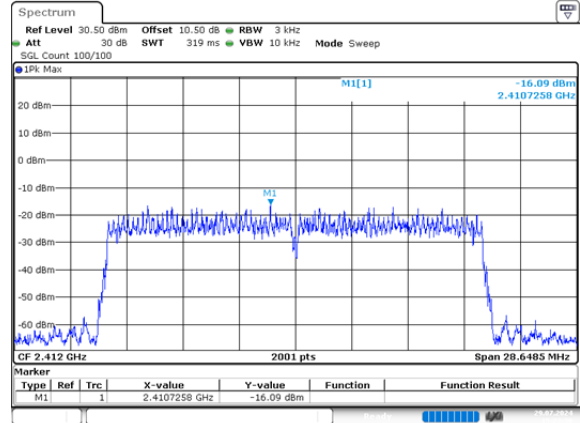


ax20_2412MHz_RU_Full_Chain 0
-16.71dBm/3kHz



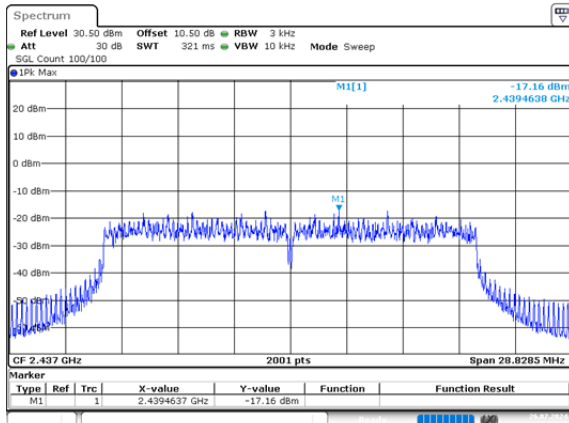
ProjectNo.:2403U80942E-RF Tester:Tao Zhu
Date: 26.JUL.2024 14:54:28

ax20_2412MHz_RU_Full_Chain 1
-16.09dBm/3kHz



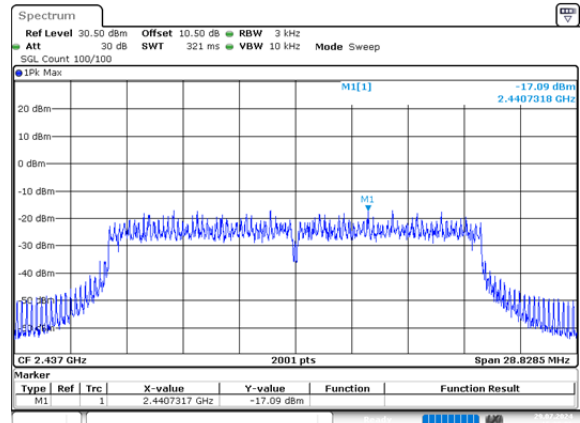
ProjectNo.:2403U80942E-RF Tester:Tao Zhu
Date: 29.JUL.2024 15:23:30

ax20_2437MHz_RU_Full_Chain 0
-17.16dBm/3kHz



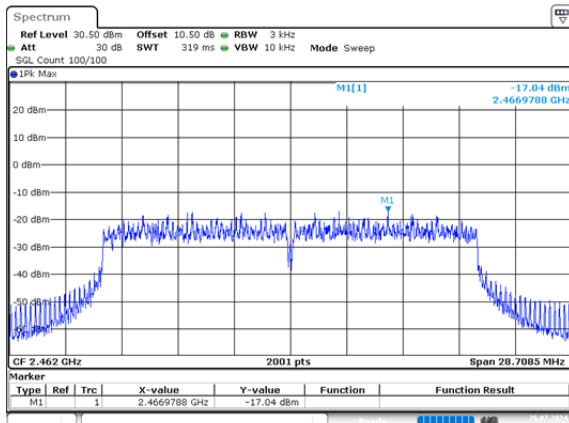
ProjectNo.:2403U80942E-RF Tester:Tao Zhu
Date: 26.JUL.2024 14:56:42

ax20_2437MHz_RU_Full_Chain 1
-17.09dBm/3kHz



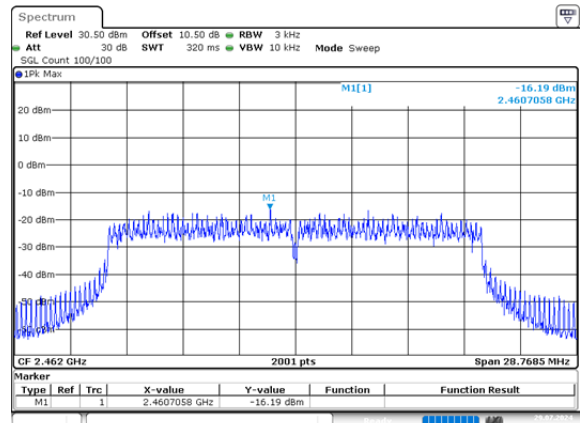
ProjectNo.:2403U80942E-RF Tester:Tao Zhu
Date: 29.JUL.2024 15:28:06

ax20_2462MHz_RU_Full_Chain 0
-17.04dBm/3kHz



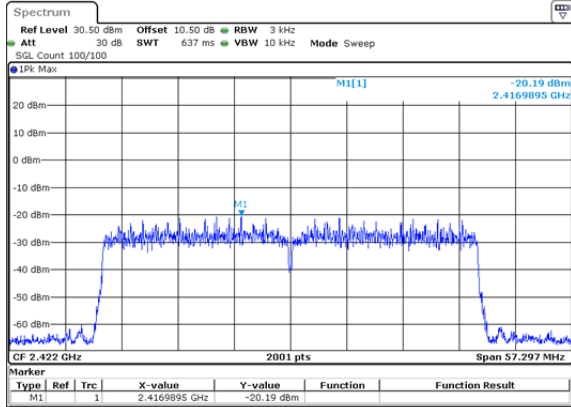
ProjectNo.:2403U80942E-RF Tester:Tao Zhu
Date: 26.JUL.2024 15:02:47

ax20_2462MHz_RU_Full_Chain 1
-16.19dBm/3kHz



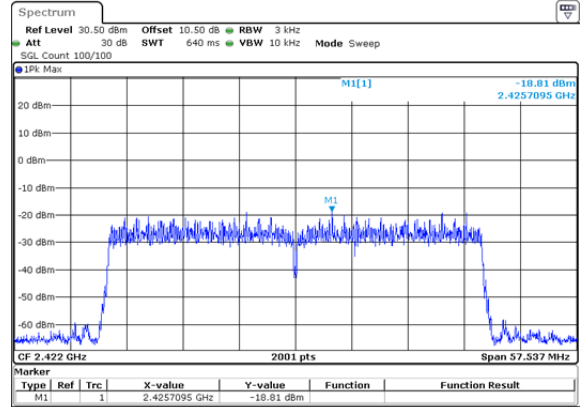
ProjectNo.:2403U80942E-RF Tester:Tao Zhu
Date: 29.JUL.2024 15:32:09

ax40_2422MHz_RU_Full_Chain 0
-20.19dBm/3kHz



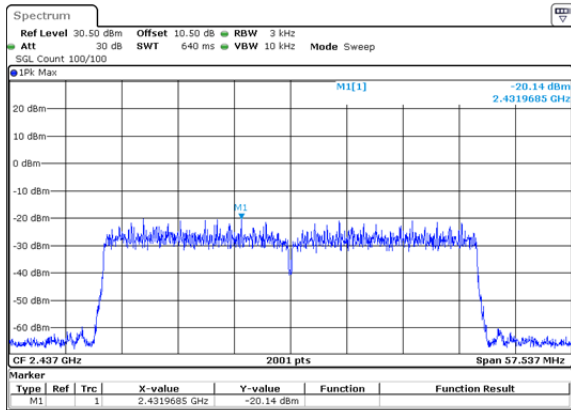
ProjectNo.:2403U80942E-RF Tester:Tao Zhu
Date: 26.JUL.2024 15:07:47

ax40_2422MHz_RU_Full_Chain 1
-18.81dBm/3kHz



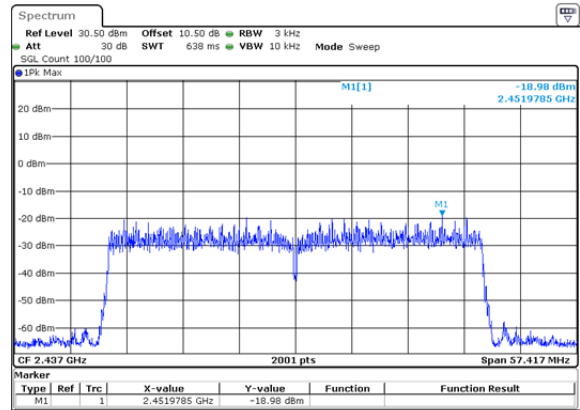
ProjectNo.:2403U80942E-RF Tester:Tao Zhu
Date: 29.JUL.2024 15:36:57

ax40_2437MHz_RU_Full_Chain 0
-20.14dBm/3kHz



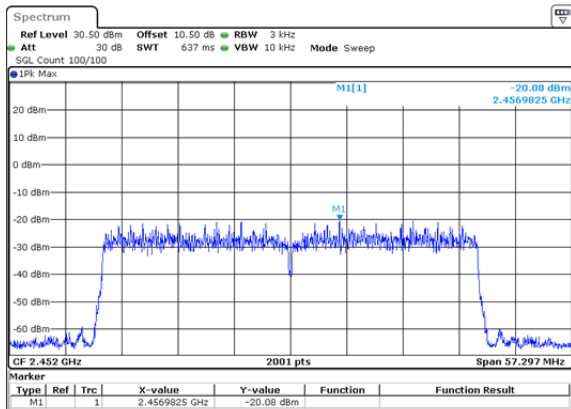
ProjectNo.:2403U80942E-RF Tester:Tao Zhu
Date: 26.JUL.2024 15:10:44

ax40_2437MHz_RU_Full_Chain 1
-18.98dBm/3kHz



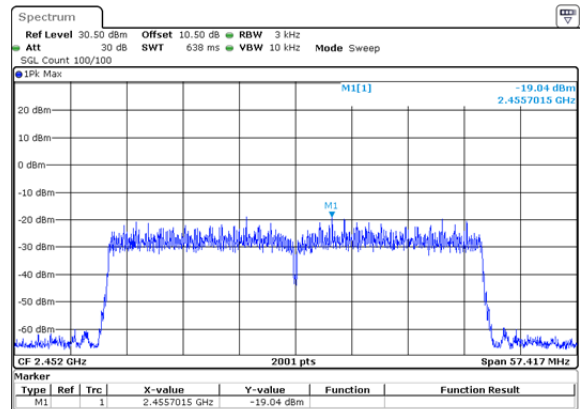
ProjectNo.:2403U80942E-RF Tester:Tao Zhu
Date: 29.JUL.2024 15:41:16

ax40_2452MHz_RU_Full_Chain 0
-20.08dBm/3kHz



ProjectNo.:2403U80942E-RF Tester:Tao Zhu
Date: 26.JUL.2024 15:16:56

ax40_2452MHz_RU_Full_Chain 1
-19.04dBm/3kHz



ProjectNo.:2403U80942E-RF Tester:Tao Zhu
Date: 29.JUL.2024 15:45:27

4.7 100 kHz Bandwidth of Frequency Band Edge**Test Information:**

Serial No.:	2MYF-8	Test Date:	2024/7/26~2024/7/29
Test Site:	RF	Test Mode:	Transmitting
Tester:	Tao Zhu	Test Result:	Pass

Environmental Conditions:

Temperature: (°C):	24.4-26.1	Relative Humidity: (%)	60-66	ATM Pressure: (kPa)	99.9-100.5
------------------------------	-----------	----------------------------------	-------	-------------------------------	------------

Test Equipment List and Details:

Manufacturer	Description	Model	Serial Number	Calibration Date	Calibration Due Date
R&S	Spectrum Analyzer	FSV40	101591	2024/04/01	2025/03/31
zhuoxiang	Coaxial Cable	SMA-178	211001	Each time	N/A
HuiXunDa	DC Block	SMA-JK 18G	DCB181108042	Each time	N/A
eastsheep	Coaxial Attenuator	2W-SMA-JK-18G	21060301	Each time	N/A

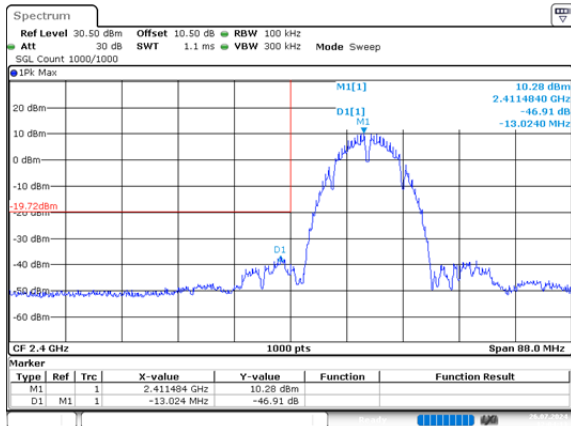
* Statement of Traceability: China Certification ICT Co., Ltd (Dongguan) attests that all calibrations have been performed, traceable to National Primary Standards and International System of Units (SI).

2.4G

Mode	Value (dB)	Limit (dB)	Result
b_2412MHz_Chain 0	46.91	30	Pass
b_2412MHz_Chain 1	47.50	30	Pass
b_2462MHz_Chain 0	56.68	30	Pass
b_2462MHz_Chain 1	55.50	30	Pass
g_2412MHz_Chain 0	43.46	30	Pass
g_2412MHz_Chain 1	43.83	30	Pass
g_2462MHz_Chain 0	48.86	30	Pass
g_2462MHz_Chain 1	48.97	30	Pass
n20_2412MHz_Chain 0	43.11	30	Pass
n20_2412MHz_Chain 1	43.37	30	Pass
n20_2462MHz_Chain 0	46.97	30	Pass
n20_2462MHz_Chain 1	47.17	30	Pass
n40_2422MHz_Chain 0	39.05	30	Pass
n40_2422MHz_Chain 1	39.80	30	Pass
n40_2452MHz_Chain 0	44.06	30	Pass
n40_2452MHz_Chain 1	43.76	30	Pass
ax20_2412MHz_RU_Full_Chain 0	42.68	30	Pass
ax20_2412MHz_RU_Full_Chain 1	43.43	30	Pass
ax20_2462MHz_RU_Full_Chain 0	45.15	30	Pass
ax20_2462MHz_RU_Full_Chain 1	45.78	30	Pass
ax40_2422MHz_RU_Full_Chain 0	41.08	30	Pass
ax40_2422MHz_RU_Full_Chain 1	40.35	30	Pass
ax40_2452MHz_RU_Full_Chain 0	42.23	30	Pass
ax40_2452MHz_RU_Full_Chain 1	41.98	30	Pass

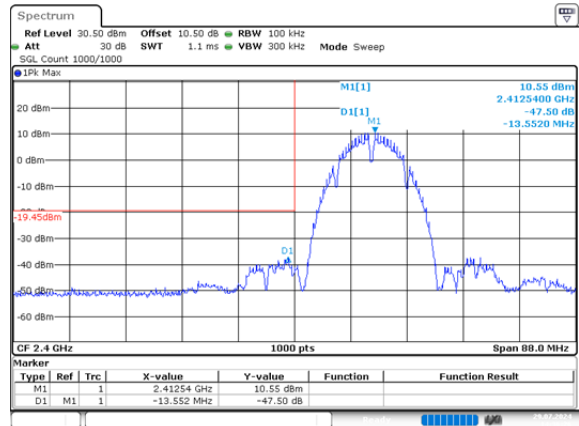
2.4G

b_2412MHz_Chain 0 46.91dB



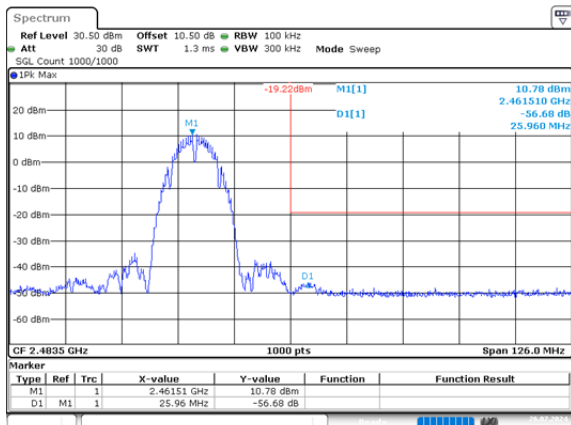
ProjectNo.:2403U80942E-RF Tester:Tao Zhu
Date: 26.JUL.2024 12:04:13

b_2412MHz_Chain 1 47.50dB



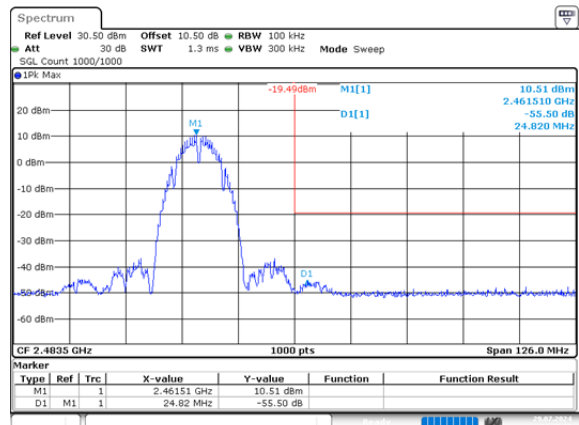
ProjectNo.:2403U80942E-RF Tester:Tao Zhu
Date: 29.JUL.2024 14:36:26

b_2462MHz_Chain 0 56.68dB



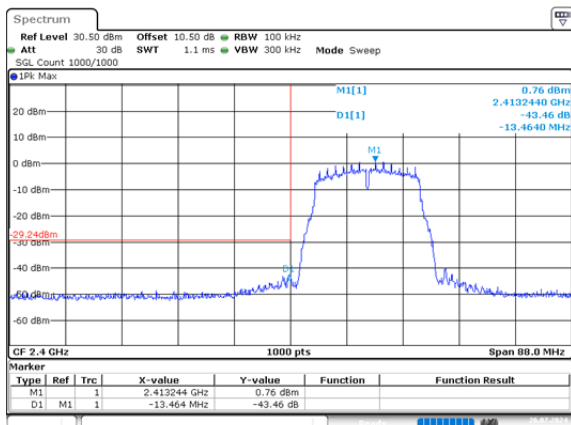
ProjectNo.:2403U80942E-RF Tester:Tao Zhu
Date: 26.JUL.2024 13:04:47

b_2462MHz_Chain 1 55.50dB



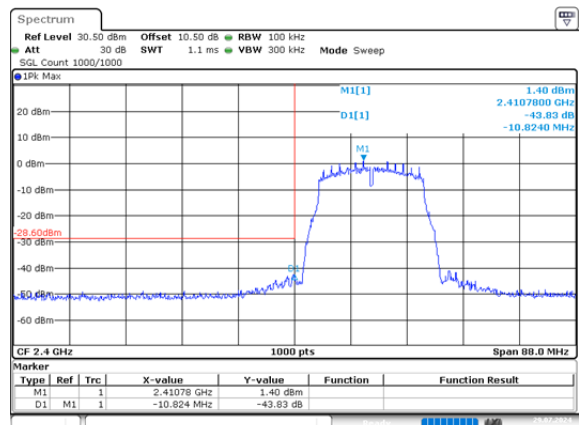
ProjectNo.:2403U80942E-RF Tester:Tao Zhu
Date: 29.JUL.2024 14:40:39

g_2412MHz_Chain 0 43.46dB



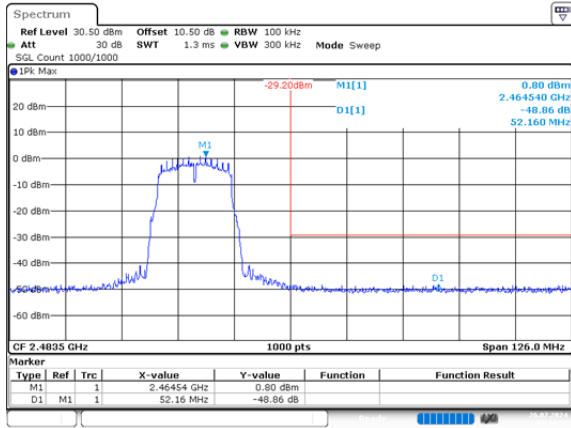
ProjectNo.:2403U80942E-RF Tester:Tao Zhu
Date: 26.JUL.2024 14:10:46

g_2412MHz_Chain 1 43.83dB



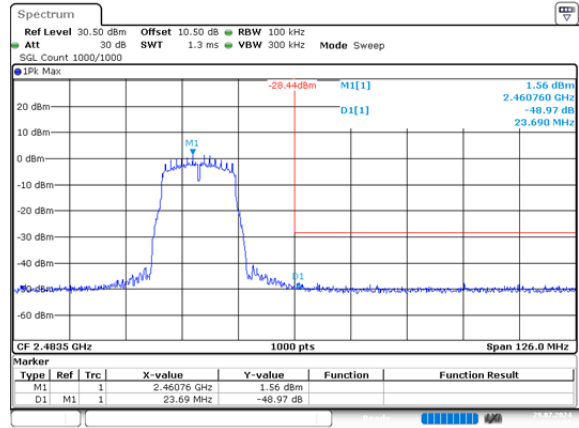
ProjectNo.:2403U80942E-RF Tester:Tao Zhu
Date: 29.JUL.2024 14:43:59

g_2462MHz_Chain 0 48.86dB



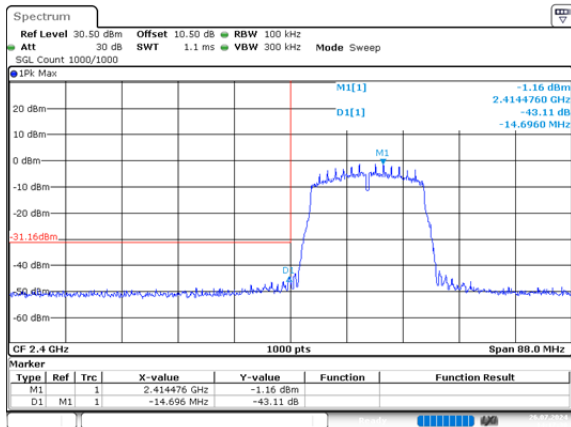
ProjectNo.:2403U80942E-RF Tester:Tao Zhu
Date: 26.JUL.2024 14:14:57

g_2462MHz_Chain 1 48.97dB



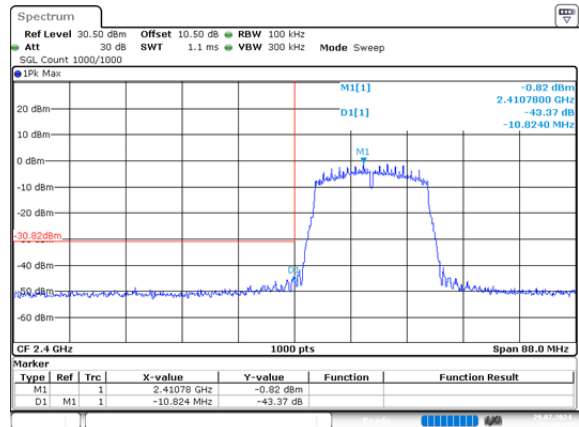
ProjectNo.:2403U80942E-RF Tester:Tao Zhu
Date: 29.JUL.2024 14:49:55

n20_2412MHz_Chain 0 43.11dB



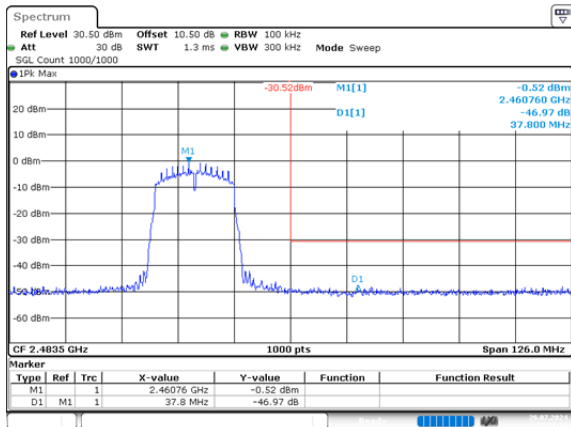
ProjectNo.:2403U80942E-RF Tester:Tao Zhu
Date: 26.JUL.2024 14:17:38

n20_2412MHz_Chain 1 43.37dB



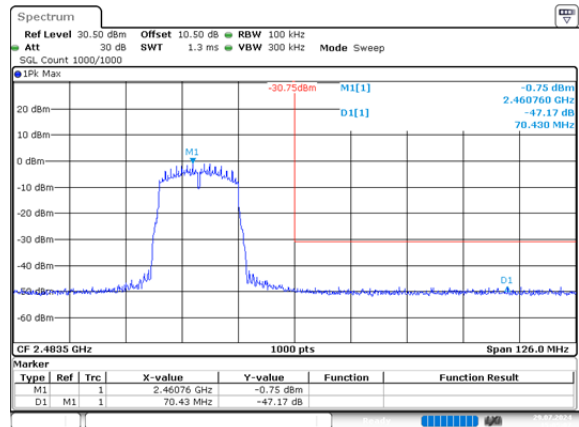
ProjectNo.:2403U80942E-RF Tester:Tao Zhu
Date: 29.JUL.2024 15:00:23

n20_2462MHz_Chain 0 46.97dB



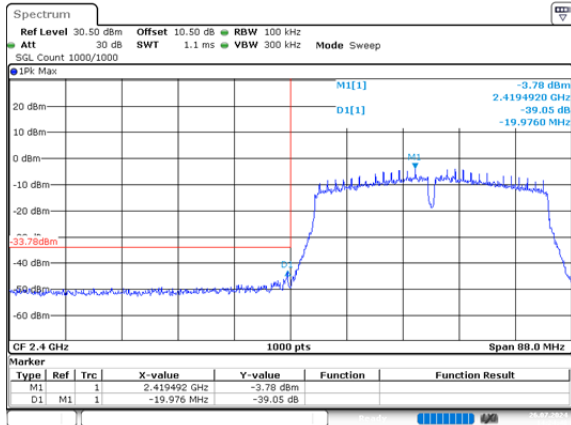
ProjectNo.:2403U80942E-RF Tester:Tao Zhu
Date: 26.JUL.2024 14:22:18

n20_2462MHz_Chain 1 47.17dB



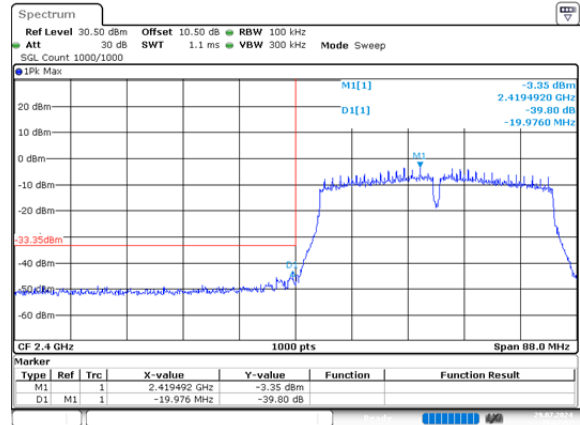
ProjectNo.:2403U80942E-RF Tester:Tao Zhu
Date: 29.JUL.2024 15:05:07

n40_2422MHz_Chain 0 39.05dB



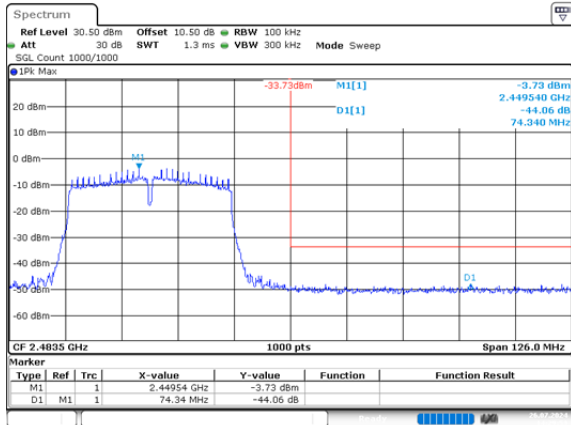
ProjectNo.:2403U80942E-RF Tester:Tao Zhu
Date: 26.JUL.2024 14:24:48

n40_2422MHz_Chain 1 39.80dB



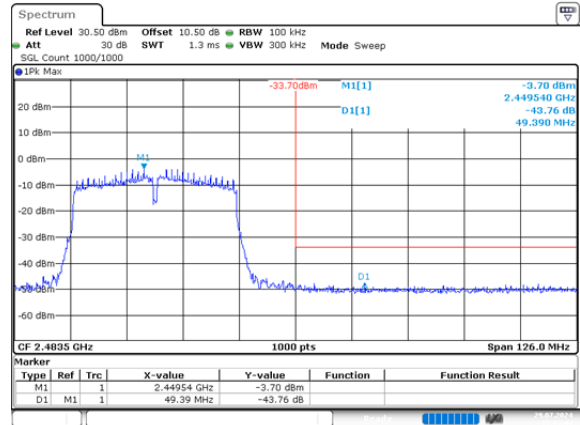
ProjectNo.:2403U80942E-RF Tester:Tao Zhu
Date: 29.JUL.2024 15:07:57

n40_2452MHz_Chain 0 44.06dB



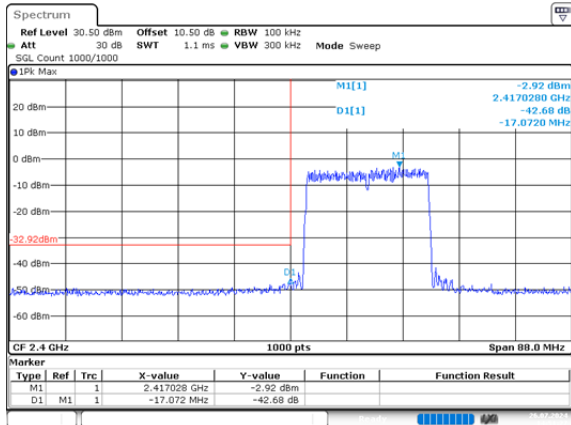
ProjectNo.:2403U80942E-RF Tester:Tao Zhu
Date: 26.JUL.2024 14:29:53

n40_2452MHz_Chain 1 43.76dB



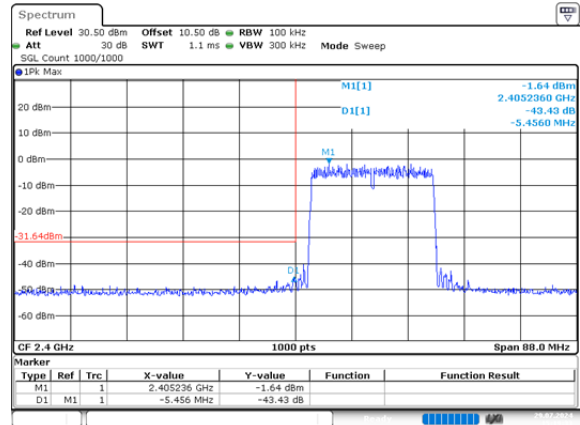
ProjectNo.:2403U80942E-RF Tester:Tao Zhu
Date: 29.JUL.2024 15:13:44

ax20_2412MHz_RU_Full_Chain 0 42.68dB



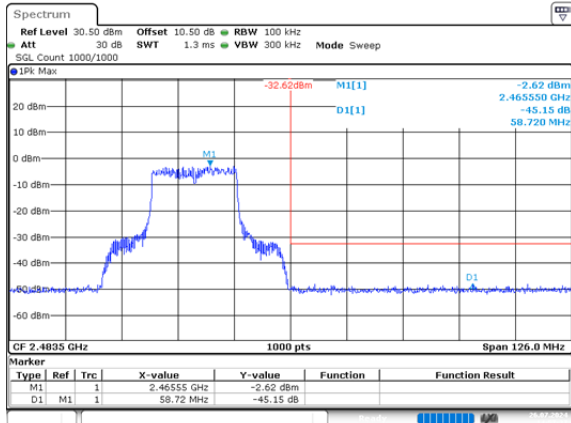
ProjectNo.:2403U80942E-RF Tester:Tao Zhu
Date: 26.JUL.2024 14:51:28

ax20_2412MHz_RU_Full_Chain 1 43.43dB



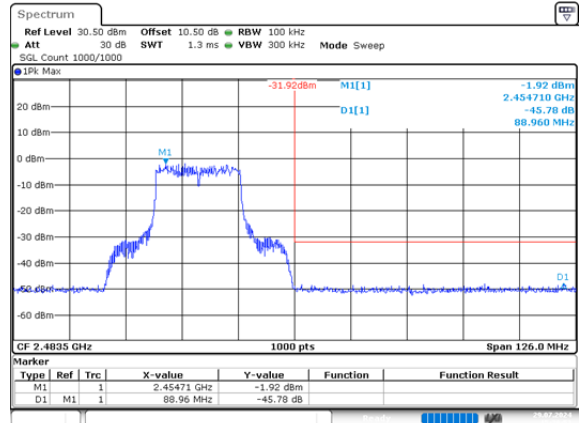
ProjectNo.:2403U80942E-RF Tester:Tao Zhu
Date: 29.JUL.2024 15:19:33

ax20_2462MHz_RU_Full_Chain 0 45.15dB



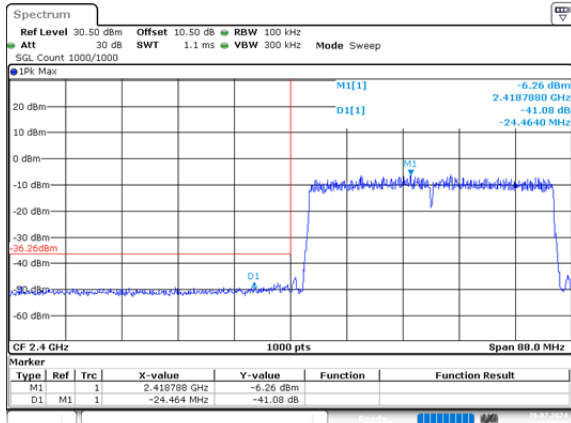
ProjectNo.:2403U80942E-RF Tester:Tao Zhu
Date: 26.JUL.2024 14:57:27

ax20_2462MHz_RU_Full_Chain 1 45.78dB



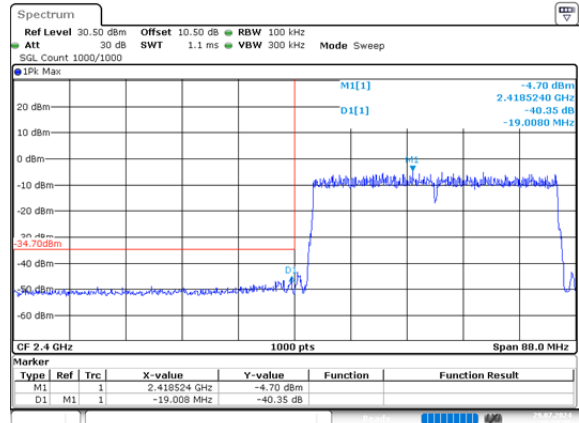
ProjectNo.:2403U80942E-RF Tester:Tao Zhu
Date: 29.JUL.2024 15:28:53

ax40_2422MHz_RU_Full_Chain 0 41.08dB



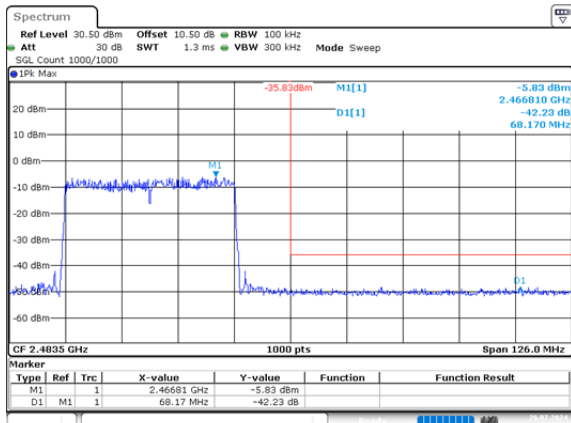
ProjectNo.:2403U80942E-RF Tester:Tao Zhu
Date: 26.JUL.2024 15:03:44

ax40_2422MHz_RU_Full_Chain 1 40.35dB



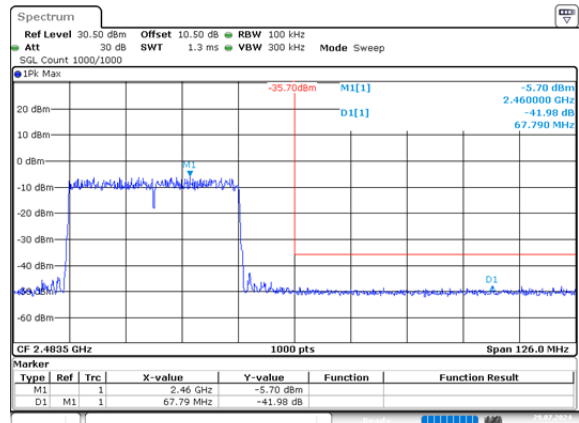
ProjectNo.:2403U80942E-RF Tester:Tao Zhu
Date: 29.JUL.2024 15:33:16

ax40_2452MHz_RU_Full_Chain 0 42.23dB



ProjectNo.:2403U80942E-RF Tester:Tao Zhu
Date: 26.JUL.2024 15:11:53

ax40_2452MHz_RU_Full_Chain 1 41.98dB



ProjectNo.:2403U80942E-RF Tester:Tao Zhu
Date: 29.JUL.2024 15:42:00

4.8 Duty Cycle

Test Information:

Serial No.:	2MYF-8	Test Date:	2024/7/26
Test Site:	RF	Test Mode:	Transmitting
Tester:	Tao Zhu	Test Result:	N/A

Environmental Conditions:

Temperature: (°C):	24.4	Relative Humidity: (%)	60	ATM Pressure: (kPa)	99.9
------------------------------	------	----------------------------------	----	-------------------------------	------

Test Equipment List and Details:

Manufacturer	Description	Model	Serial Number	Calibration Date	Calibration Due Date
R&S	Spectrum Analyzer	FSV40	101591	2024/04/01	2025/03/31
zhuoxiang	Coaxial Cable	SMA-178	211001	Each time	N/A
HuiXunDa	DC Block	SMA-JK 18G	DCB181108042	Each time	N/A
eastsheep	Coaxial Attenuator	2W-SMA-JK-18G	21060301	Each time	N/A

* Statement of Traceability: China Certification ICT Co., Ltd (Dongguan) attests that all calibrations have been performed, traceable to National Primary Standards and International System of Units (SI).

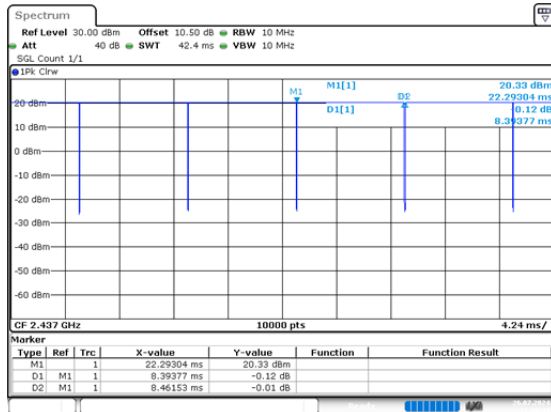
2.4G

Mode	Ton (ms)	Ton+Toff (ms)	Duty Cycle (%)	Duty Cycle Factor (dB)	1/Ton (Hz)	VBW Setting (kHz)
b_2437MHz_Chain 0	8.394	8.462	99.20	/	/	0.010
g_2437MHz_Chain 0	1.386	1.446	95.85	0.18	722	1
n20_2437MHz_Chain 0	0.675	0.734	91.96	0.36	1481	2
n40_2437MHz_Chain 0	0.348	0.406	85.71	0.67	2874	3
ax20_2437MHz_RU_Full_Chain 0	0.101	0.159	63.52	1.97	9901	10
ax40_2437MHz_RU_Full_Chain 0	0.079	0.137	57.66	2.39	12658	20

Duty Cycle = Ton/(Ton+Toff)*100%

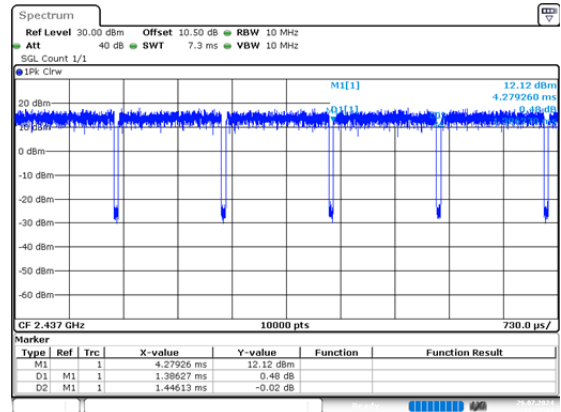
2.4G

b_2437MHz_Chain 0
8.394ms,8.462ms



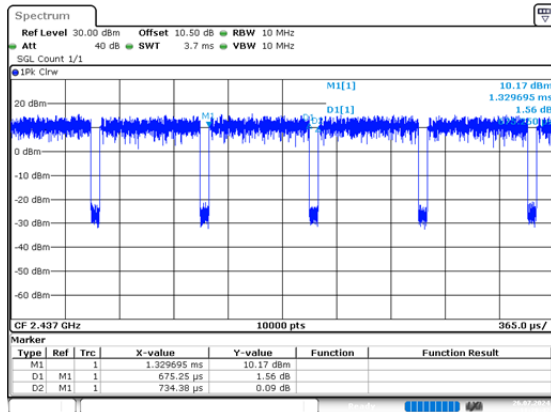
ProjectNo.:2403U80942E-RF Tester:Tao Zhu
Date: 26.JUL.2024 11:26:39

g_2437MHz_Chain 0
1.386ms,1.446ms



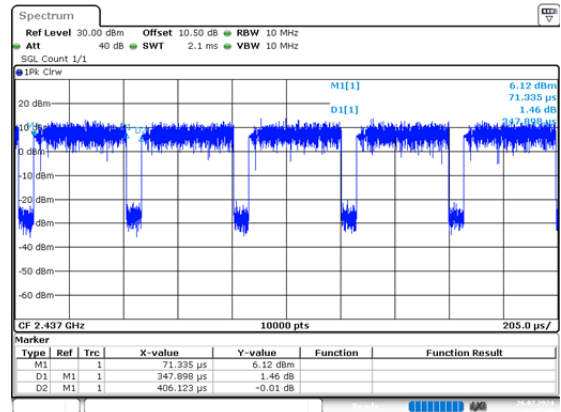
ProjectNo.:2403U80942E-RF Tester:Tao Zhu
Date: 26.JUL.2024 11:27:34

n20_2437MHz_Chain 0
0.675ms,0.734ms



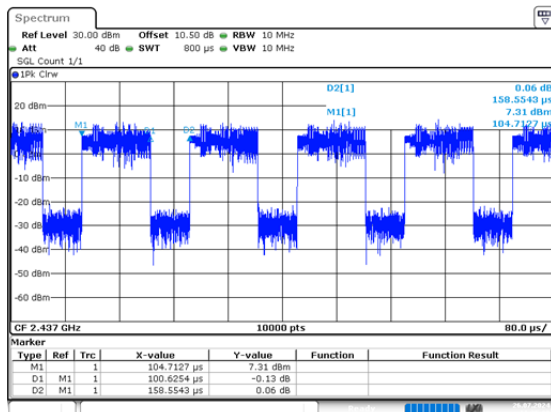
ProjectNo.:2403U80942E-RF Tester:Tao Zhu
Date: 26.JUL.2024 11:28:42

n40_2437MHz_Chain 0
0.348ms,0.406ms



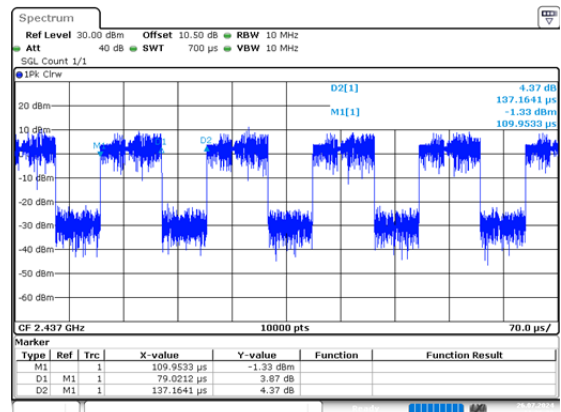
ProjectNo.:2403U80942E-RF Tester:Tao Zhu
Date: 26.JUL.2024 11:32:14

ax20_2437MHz_RU_Full_Chain 0
0.101ms,0.159ms



ProjectNo.:2403U80942E-RF Tester:Tao Zhu
Date: 26.JUL.2024 11:35:00

ax40_2437MHz_RU_Full_Chain 0
0.079ms,0.137ms



ProjectNo.:2403U80942E-RF Tester:Tao Zhu
Date: 26.JUL.2024 11:36:29

5. EUT PHOTOGRAPHS

Please refer to the attachment 2403U80942E-RF-EXP EUT EXTERNAL PHOTOGRAPHS and 2403U80942E-RF-INP EUT INTERNAL PHOTOGRAPHS

6. TEST SETUP PHOTOGRAPHS

Please refer to the attachment 2403U80942E-RF-00A-TSP TEST SETUP PHOTOGRAPHS.

===== END OF REPORT =====