

Test Setup Photographs

Conducted Emissions Test Configuration:

Front View




Rear View




Radiated Emissions Test Configuration:

Iron shell : MatrixPro 2


Below 1 GHz _ Front View




Below 1 GHz _ Rear View



Above 1 GHz _ Front View




Above 1 GHz _ Rear View




Plastic shell : Matrix 2X


Below 1 GHz _ Front View



Below 1 GHz _ Rear View



Above 1 GHz _ Front View



Above 1 GHz _ Rear View

