



## Appendix II - Test Setup Photos: AC Power Line Conducted Emission Test


Mode #1 ~ Mode #3



**Mode #4 ~ Mode #5**




**Mode #6 ~ Mode #9**




### Appendix III - Test Setup Photos: Radiated Emission Test


Mode #1 ~ Mode #3 Test Setup for 30 MHz ~ 1 GHz





**Mode #4 ~ Mode #5 Test Setup for 30 MHz ~ 1 GHz**



**Mode #6 ~ Mode #9 Test Setup for 30 MHz ~ 1 GHz**



**Mode #1 ~ Mode #3\_Test Setup for Above 1 GHz**



**Mode #4 ~ Mode #5\_Test Setup for Above 1 GHz**





**Mode #6 ~ Mode #9\_Test Setup for Above 1 GHz**

