




**Appendix II - Test Setup Photos: AC Power Line Conducted Emission Test**

**Mode #1 ~ Mode #4**




**Mode #5 ~ Mode #8**




**Appendix III - Test Setup Photos: Radiated Emission Test**

**Mode #1 ~ Mode #4 Test Setup for 30 MHz ~ 1 000 MHz**





**Mode #1 ~ Mode #4 Test Setup for Above 1 GHz**



**Mode #5 ~ Mode #8 Test Setup for 30 MHz ~ 1 000 MHz**



**Mode #5 ~ Mode #8 Test Setup for Above 1 GHz**

