



## Appendix II - Test Setup Photos: AC Power Line Conducted Emission Test

Mode #1 ~ #5




**Mode #6 ~ #9**




### Appendix III - Test Setup Photos: Radiated Emission Test

Mode #1 ~ #5 \_ Test Setup for 30 MHz ~ 1 GHz






**Mode #6 ~ #9 Test Setup for 30 MHz ~ 1 GHz**



**Mode #1 ~ #5\_Test Setup for Above 1 GHz**





**Mode #6 ~ #9\_Test Setup for Above 1 GHz**

