


Appendix II - Test Setup Photos: AC Power Line Conducted Emission Test

Mode #1 ~ #5



Mode #6 ~ #9




Appendix III - Test Setup Photos: Radiated Emission Test



Mode #1 ~ #5 Test Setup for 30 MHz ~ 1 GHz



Mode #6 ~ #9 Test Setup for 30 MHz ~ 1 GHz



Mode #1 ~ #5_Test Setup for Above 1 GHz



Mode #6 ~ #9_Test Setup for Above 1 GHz

