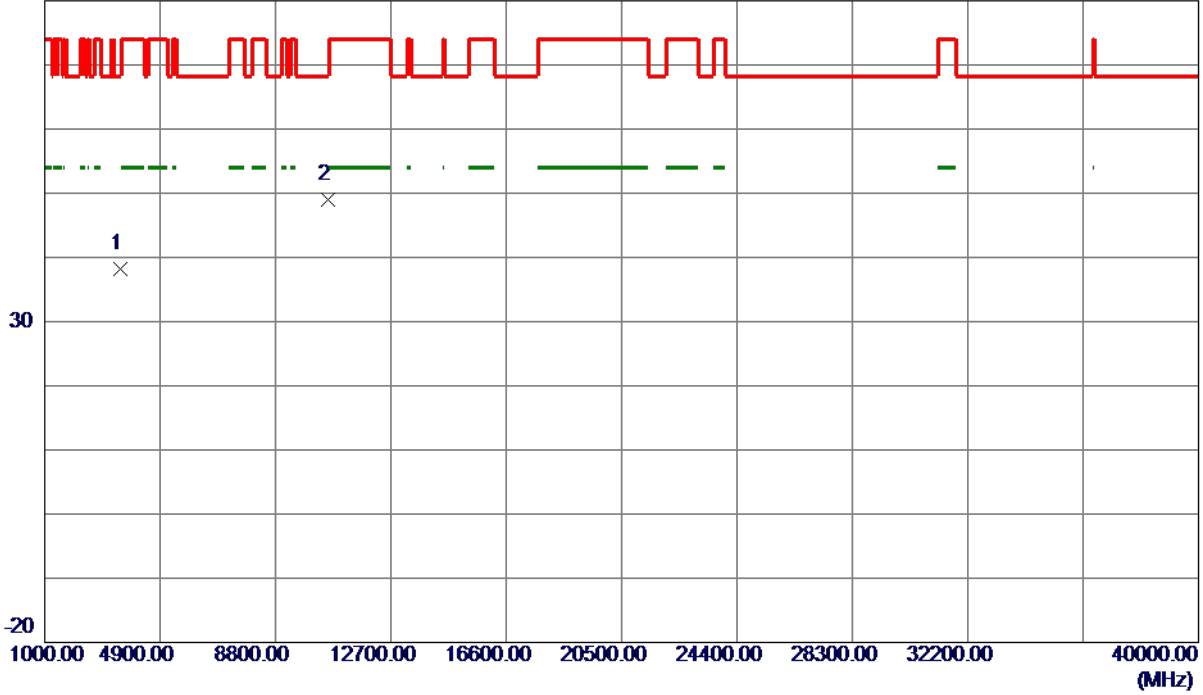


Orthogonal Axis	X
Test Mode	UNII-2A_TX AC (VHT80) Mode 5290 MHz

Vertical

80 dBuV/m



No.	Freq. MHz	Reading Level dBuV/m	Correct Factor dB	Measure ment dBuV/m	Limit dBuV/m	Margin dB	Detector	Comment
1	3537.2670	51.55	-13.26	38.29	68.30	-30.01	Peak	
2 *	10578.6000	46.34	2.75	49.09	68.30	-19.21	Peak	

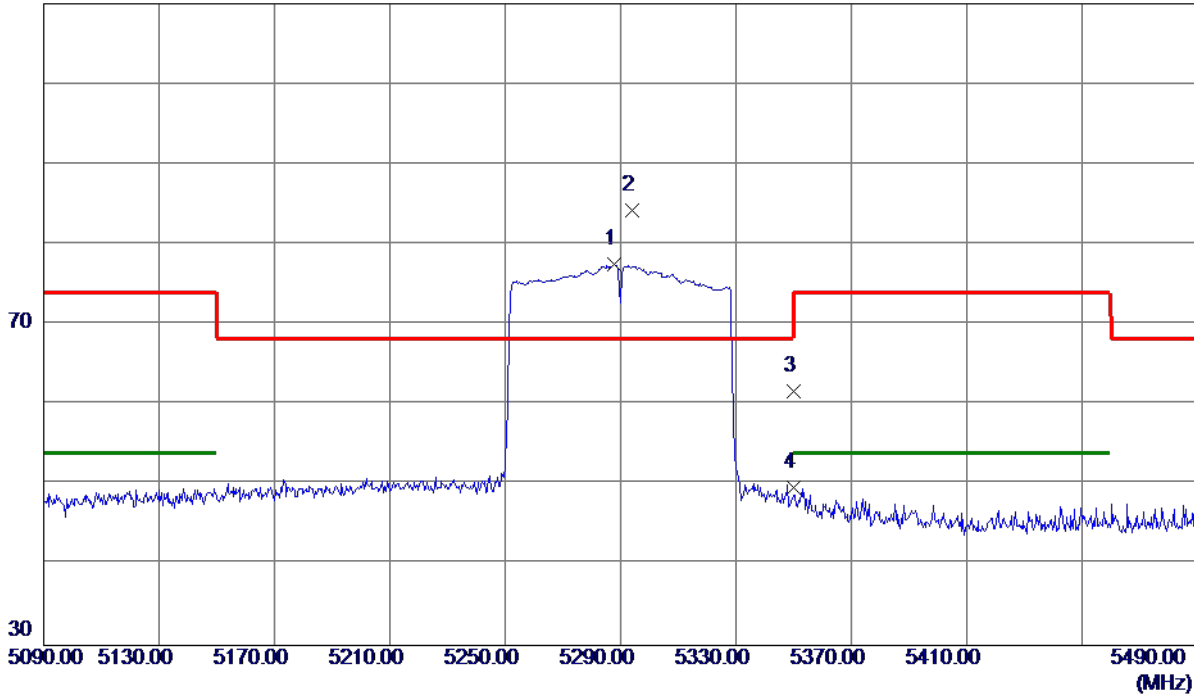
REMARKS:

- (1) Measurement Value = Reading Level + Correct Factor.
- (2) Margin Level = Measurement Value - Limit Value.

Orthogonal Axis	X
Test Mode	UNII-2A_TX AC (VHT80) Mode 5290 MHz

Horizontal

110 dBuV/m



No.	Mk.	Freq. MHz	Reading Level dBuV	Correct Factor dB	Measure- ment dBuV/m	Limit dBuV/m	Over dB	Detector	Comment
1	X	5287.800	37.58	39.93	77.51	68.30	9.21	AVG	No Limit
2	*	5293.800	44.28	39.95	84.23	68.30	15.93	peak	No Limit
3		5350.000	21.70	40.01	61.71	74.00	-12.29	peak	
4		5350.000	9.72	40.01	49.73	54.00	-4.27	AVG	

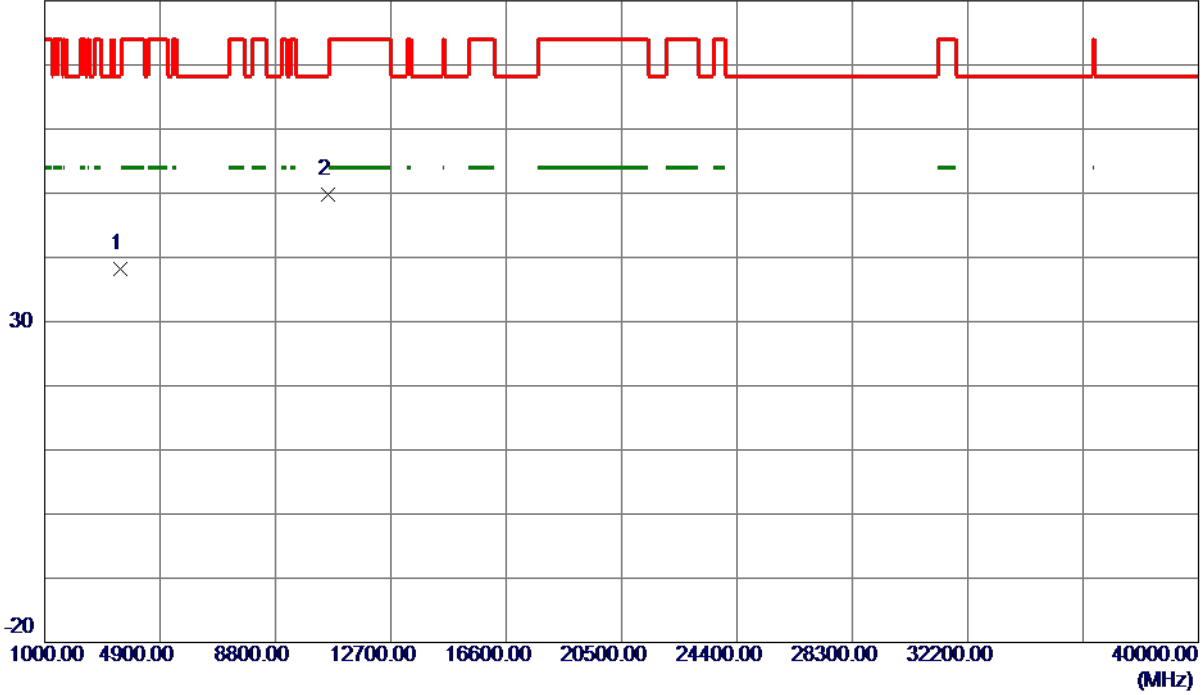
REMARKS:

- (1) Measurement Value = Reading Level + Correct Factor.
- (2) Margin Level = Measurement Value - Limit Value.

Orthogonal Axis	X
Test Mode	UNII-2A_TX AC (VHT80) Mode 5290 MHz

Horizontal

80 dBuV/m



No.	Freq. MHz	Reading Level dBuV/m	Correct Factor dB	Measure ment dBuV/m	Limit dBuV/m	Margin dB	Detector	Comment
1	3541.3670	51.50	-13.25	38.25	68.30	-30.05	Peak	
2 *	10556.4000	47.07	2.64	49.71	68.30	-18.59	Peak	

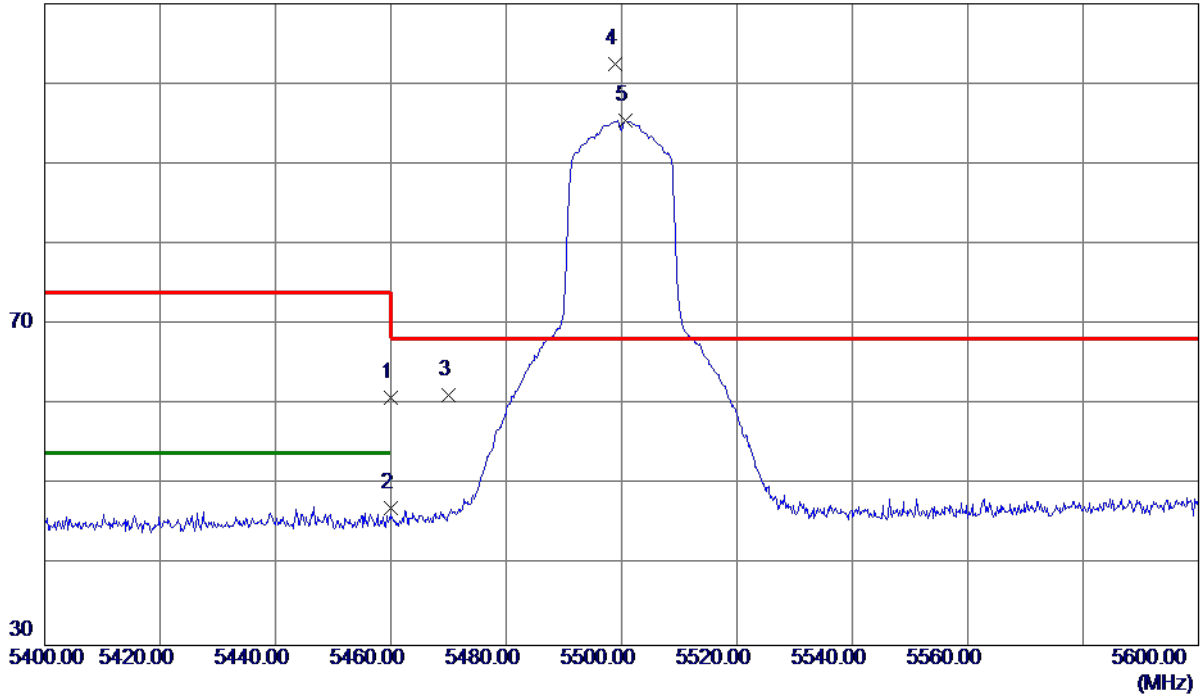
REMARKS:

- (1) Measurement Value = Reading Level + Correct Factor.
- (2) Margin Level = Measurement Value - Limit Value.

Orthogonal Axis	X
Test Mode	UNII-2C_TX AC (VHT20) Mode 5500 MHz

Vertical

110 dBuV/m



No.	Freq. MHz	Reading Level dBuV/m	Correct Factor dB	Measure ment dBuV/m	Limit dBuV/m	Margin dB	Detector	Comment
1	5460.0000	20.78	40.14	60.92	74.00	-13.08	Peak	
2	5460.0000	7.00	40.14	47.14	54.00	-6.86	AVG	
3	5470.0000	21.04	40.15	61.19	68.30	-7.11	Peak	
4 *	5498.8000	62.35	40.19	102.54	68.30	34.24	Peak	No limit
5	5500.6000	55.21	40.19	95.40	999.00	-903.60	AVG	No limit

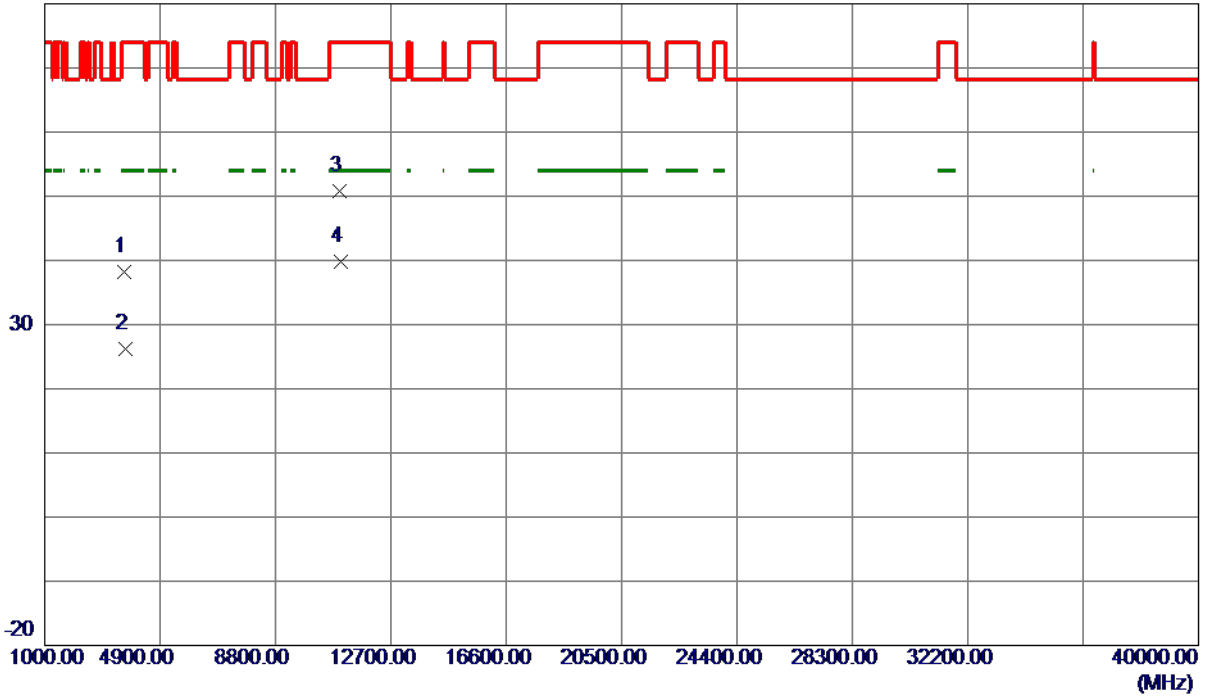
REMARKS:

- (1) Measurement Value = Reading Level + Correct Factor.
- (2) Margin Level = Measurement Value - Limit Value.

Orthogonal Axis	X
Test Mode	UNII-2C_TX AC (VHT20) Mode 5500 MHz

Vertical

80 dBuV/m



No.	Freq. MHz	Reading Level dBuV/m	Correct Factor dB	Measure ment dBuV/m	Limit dBuV/m	Margin dB	Detector	Comment
1	3670.0670	50.99	-12.87	38.12	74.00	-35.88	Peak	
2	3723.2670	38.92	-12.71	26.21	54.00	-27.79	AVG	
3	10966.1000	46.35	4.50	50.85	74.00	-23.15	Peak	
4 *	11003.0000	35.19	4.65	39.84	54.00	-14.16	AVG	

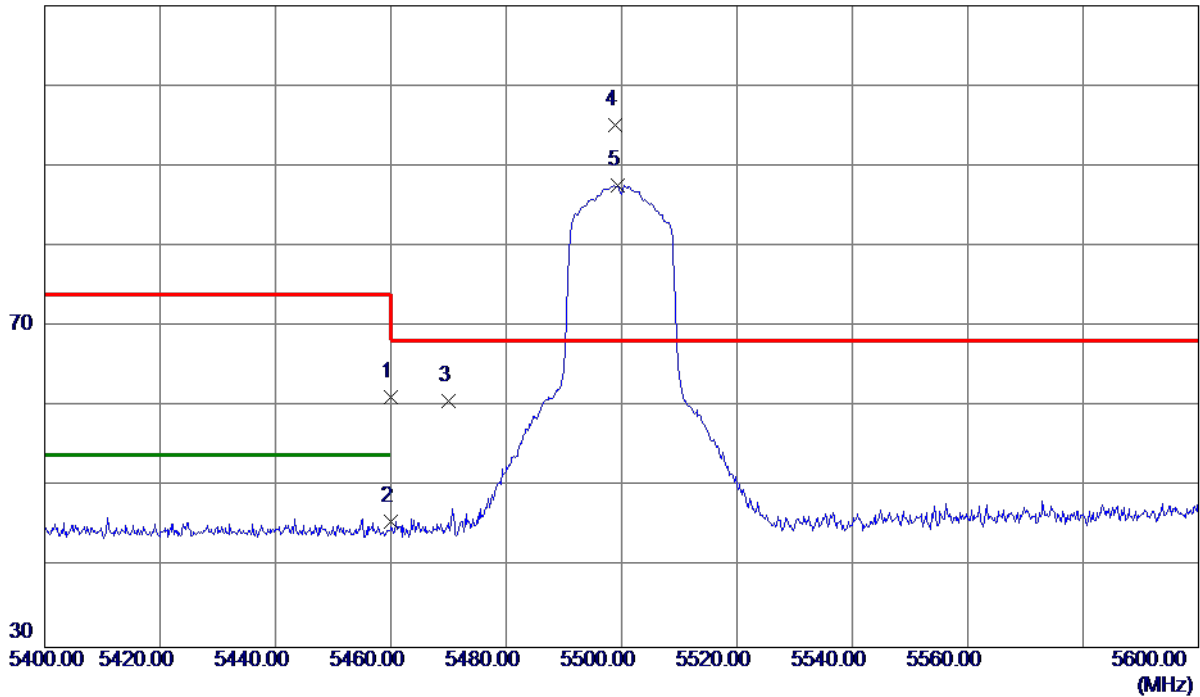
REMARKS:

- (1) Measurement Value = Reading Level + Correct Factor.
- (2) Margin Level = Measurement Value - Limit Value.

Orthogonal Axis	X
Test Mode	UNII-2C_TX AC (VHT20) Mode 5500 MHz

Horizontal

110 dBuV/m



No.	Freq. MHz	Reading Level dBuV/m	Correct Factor dB	Measure ment dBuV/m	Limit dBuV/m	Margin dB	Detector	Comment
1	5460.0000	21.00	40.14	61.14	74.00	-12.86	Peak	
2	5460.0000	5.48	40.14	45.62	54.00	-8.38	AVG	
3	5470.0000	20.62	40.15	60.77	68.30	-7.53	Peak	
4 *	5498.8000	54.94	40.19	95.13	68.30	26.83	Peak	No limit
5	5499.3000	47.44	40.19	87.63	999.00	-911.37	AVG	No limit

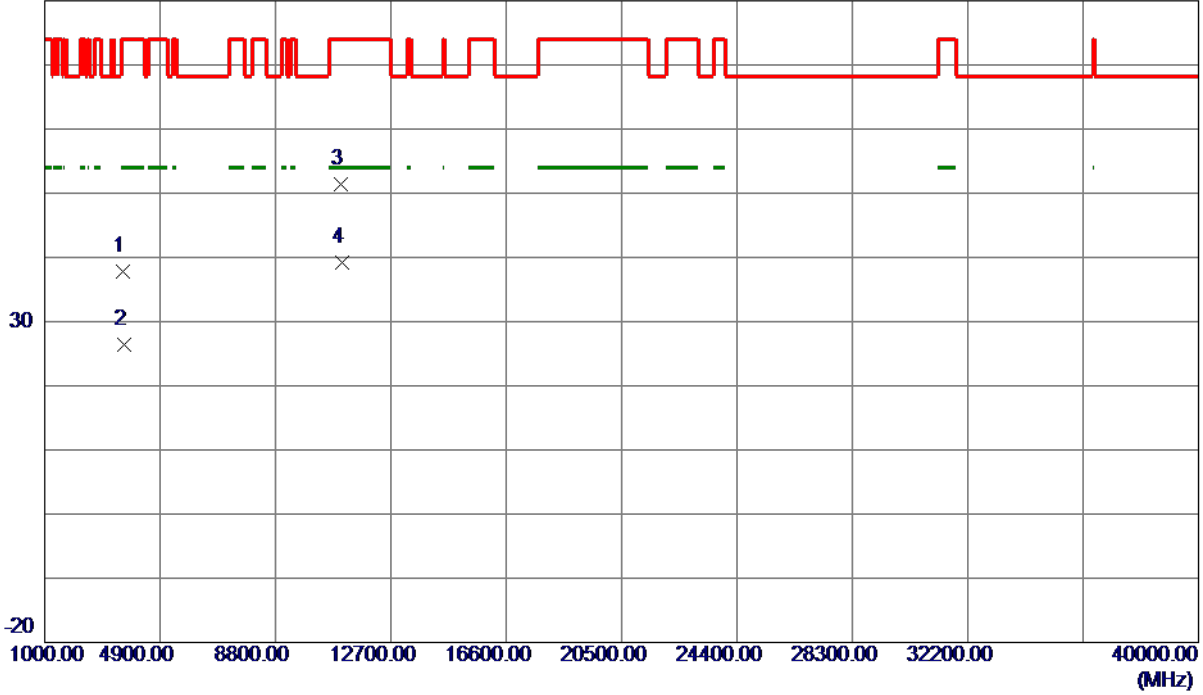
REMARKS:

- (1) Measurement Value = Reading Level + Correct Factor.
- (2) Margin Level = Measurement Value - Limit Value.

Orthogonal Axis	X
Test Mode	UNII-2C_TX AC (VHT20) Mode 5500 MHz

Horizontal

80 dBuV/m



No.	Freq. MHz	Reading Level dBuV/m	Correct Factor dB	Measure ment dBuV/m	Limit dBuV/m	Margin dB	Detector	Comment
1	3638.2670	50.85	-12.96	37.89	74.00	-36.11	Peak	
2	3701.9670	39.10	-12.77	26.33	54.00	-27.67	AVG	
3	11011.3000	46.83	4.63	51.46	74.00	-22.54	Peak	
4 *	11046.3000	34.66	4.57	39.23	54.00	-14.77	AVG	

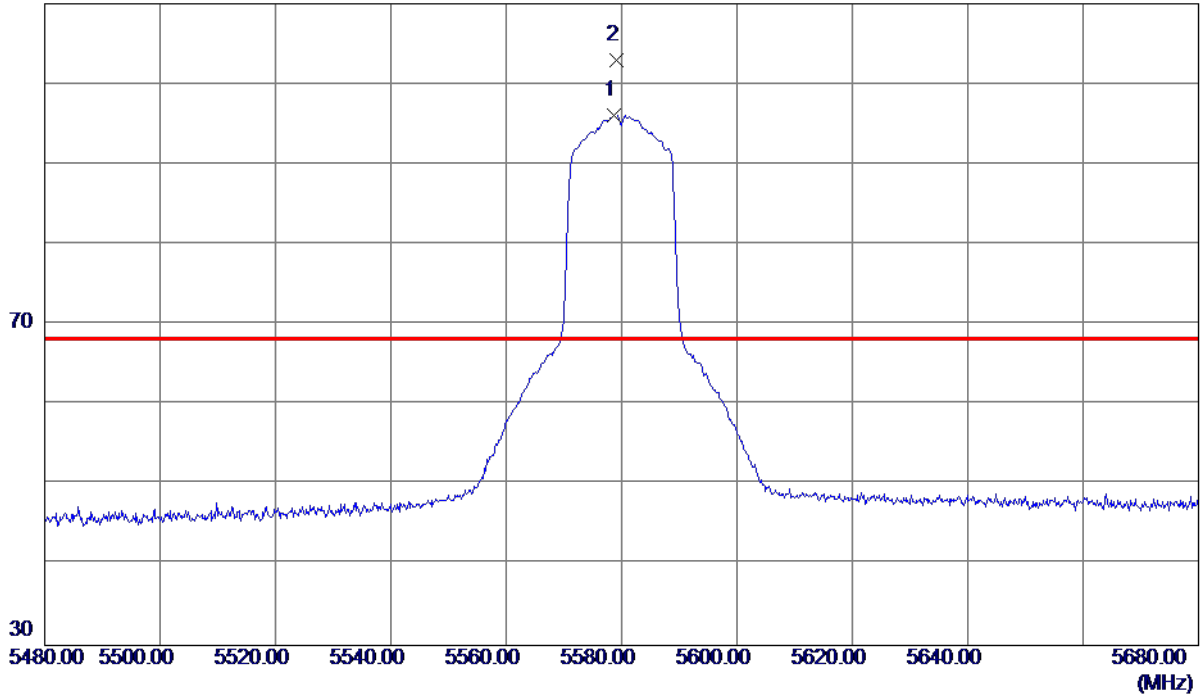
REMARKS:

- (1) Measurement Value = Reading Level + Correct Factor.
- (2) Margin Level = Measurement Value - Limit Value.

Orthogonal Axis	X
Test Mode	UNII-2C_TX AC (VHT20) Mode 5580 MHz

Vertical

110 dBuV/m



No.	Freq. MHz	Reading Level dBuV/m	Correct Factor dB	Measure ment dBuV/m	Limit dBuV/m	Margin dB	Detector	Comment
1	5578.6000	55.65	40.37	96.02	999.00	-902.98	AVG	No limit
2 *	5579.1000	62.56	40.38	102.94	68.30	34.64	Peak	No limit

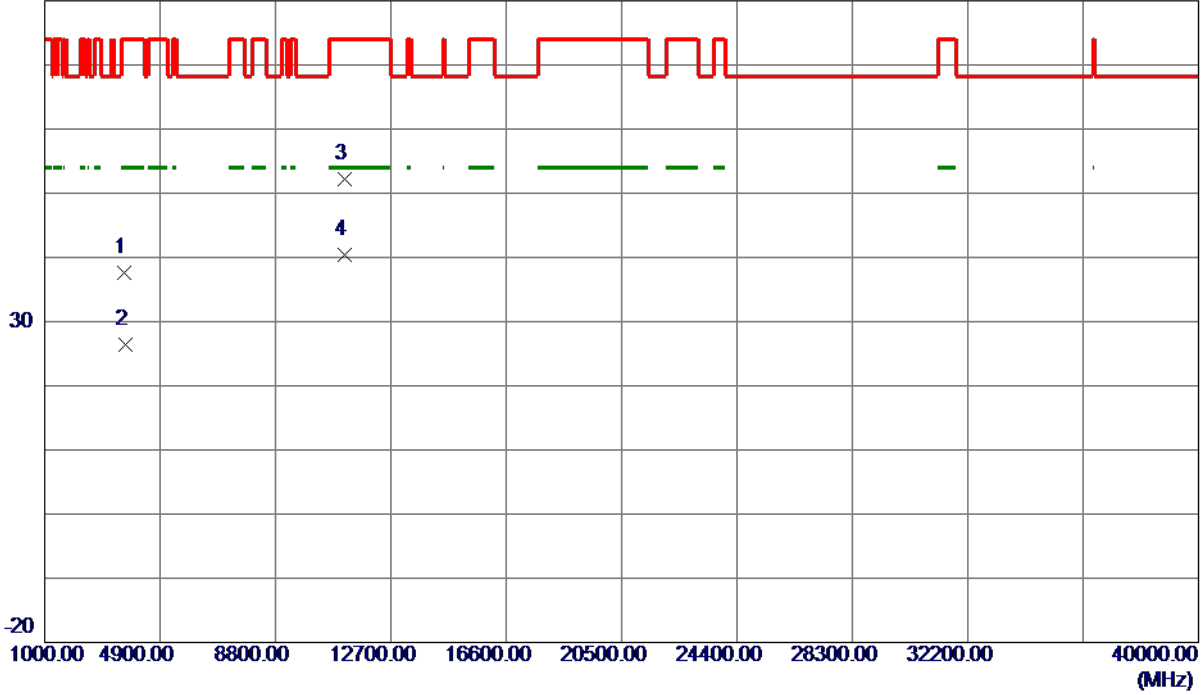
REMARKS:

- (1) Measurement Value = Reading Level + Correct Factor.
- (2) Margin Level = Measurement Value - Limit Value.

Orthogonal Axis	X
Test Mode	UNII-2C_TX AC (VHT20) Mode 5580 MHz

Vertical

80 dBuV/m



No.	Freq. MHz	Reading Level dBuV/m	Correct Factor dB	Measure ment dBuV/m	Limit dBuV/m	Margin dB	Detector	Comment
1	3695.2000	50.38	-12.79	37.59	74.00	-36.41	Peak	
2	3720.9000	39.10	-12.72	26.38	54.00	-27.62	AVG	
3	11159.4000	47.86	4.39	52.25	74.00	-21.75	Peak	
4 *	11160.5000	36.08	4.39	40.47	54.00	-13.53	AVG	

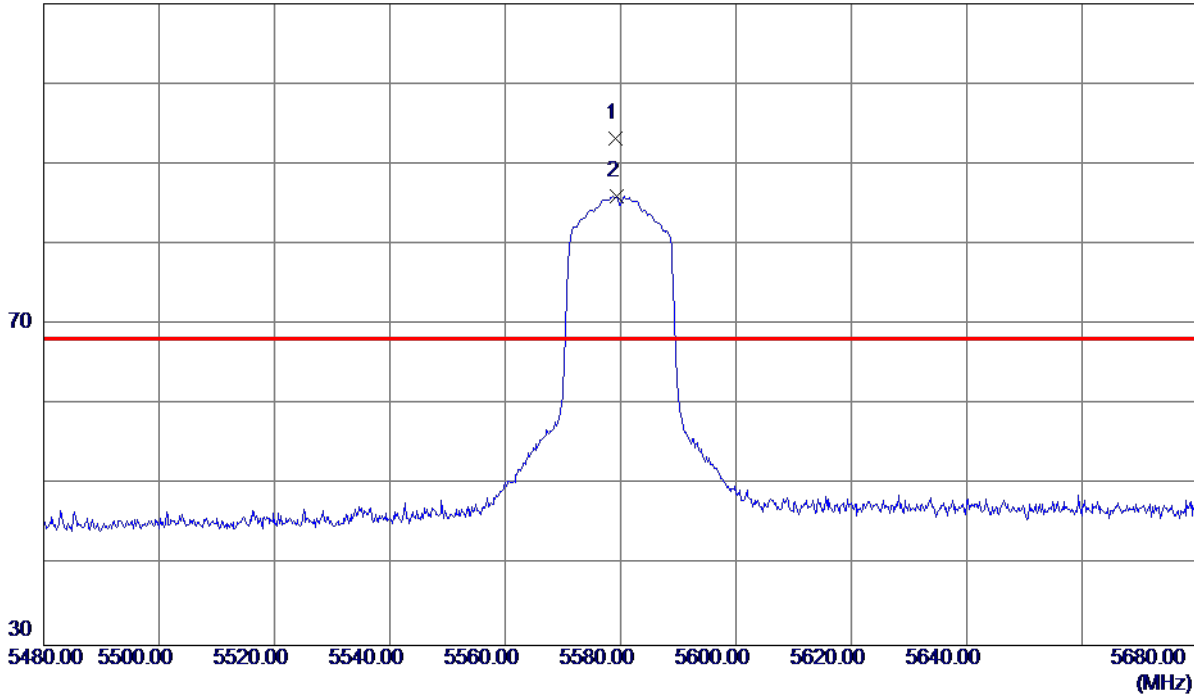
REMARKS:

- (1) Measurement Value = Reading Level + Correct Factor.
- (2) Margin Level = Measurement Value - Limit Value.

Orthogonal Axis	X
Test Mode	UNII-2C_TX AC (VHT20) Mode 5580 MHz

Horizontal

110 dBuV/m



No.	Freq. MHz	Reading Level dBuV/m	Correct Factor dB	Measure ment dBuV/m	Limit dBuV/m	Margin dB	Detector	Comment
1 *	5579.1000	52.86	40.38	93.24	68.30	24.94	Peak	No limit
2	5579.4000	45.62	40.38	86.00	999.00	-913.00	AVG	No limit

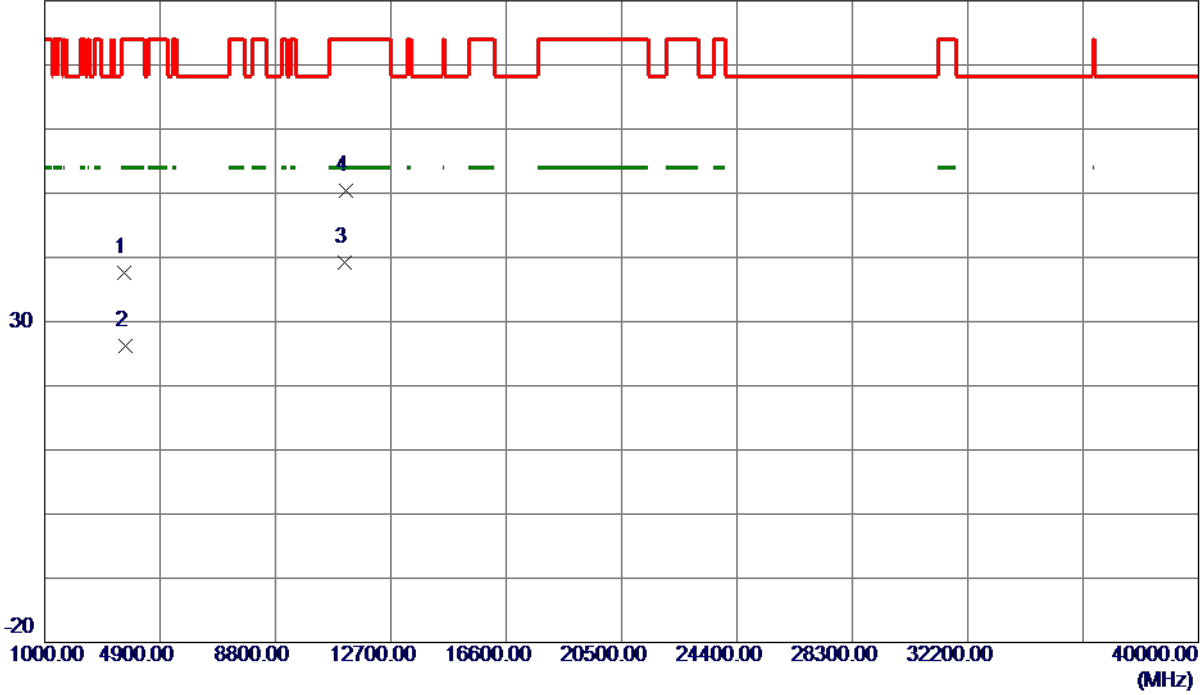
REMARKS:

- (1) Measurement Value = Reading Level + Correct Factor.
- (2) Margin Level = Measurement Value - Limit Value.

Orthogonal Axis	X
Test Mode	UNII-2C_TX AC (VHT20) Mode 5580 MHz

Horizontal

80 dBuV/m



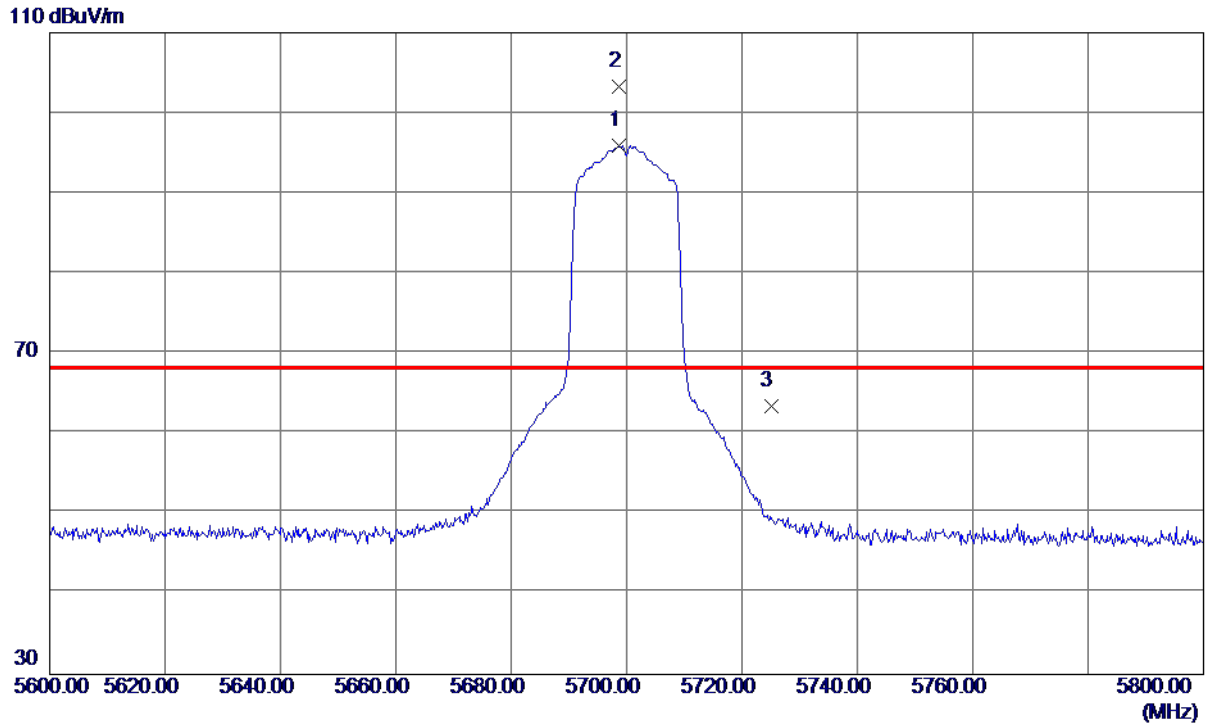
No.	Freq. MHz	Reading Level dBuV/m	Correct Factor dB	Measure ment dBuV/m	Limit dBuV/m	Margin dB	Detector	Comment
1	3691.4000	50.46	-12.80	37.66	74.00	-36.34	Peak	
2	3731.0000	38.96	-12.69	26.27	54.00	-27.73	AVG	
3 *	11143.4000	34.79	4.41	39.20	54.00	-14.80	AVG	
4	11204.8000	46.12	4.31	50.43	74.00	-23.57	Peak	

REMARKS:

- (1) Measurement Value = Reading Level + Correct Factor.
- (2) Margin Level = Measurement Value - Limit Value.

Orthogonal Axis	X
Test Mode	UNII-2C_TX AC (VHT20) Mode 5700 MHz

Vertical



No.	Freq. MHz	Reading Level dBuV/m	Correct Factor dB	Measure ment dBuV/m	Limit dBuV/m	Margin dB	Detector	Comment
1	5698.6000	55.23	40.65	95.88	999.00	-903.12	AVG	No limit
2 *	5698.7000	62.56	40.65	103.21	68.30	34.91	Peak	No limit
3	5725.0000	22.72	40.72	63.44	68.30	-4.86	Peak	

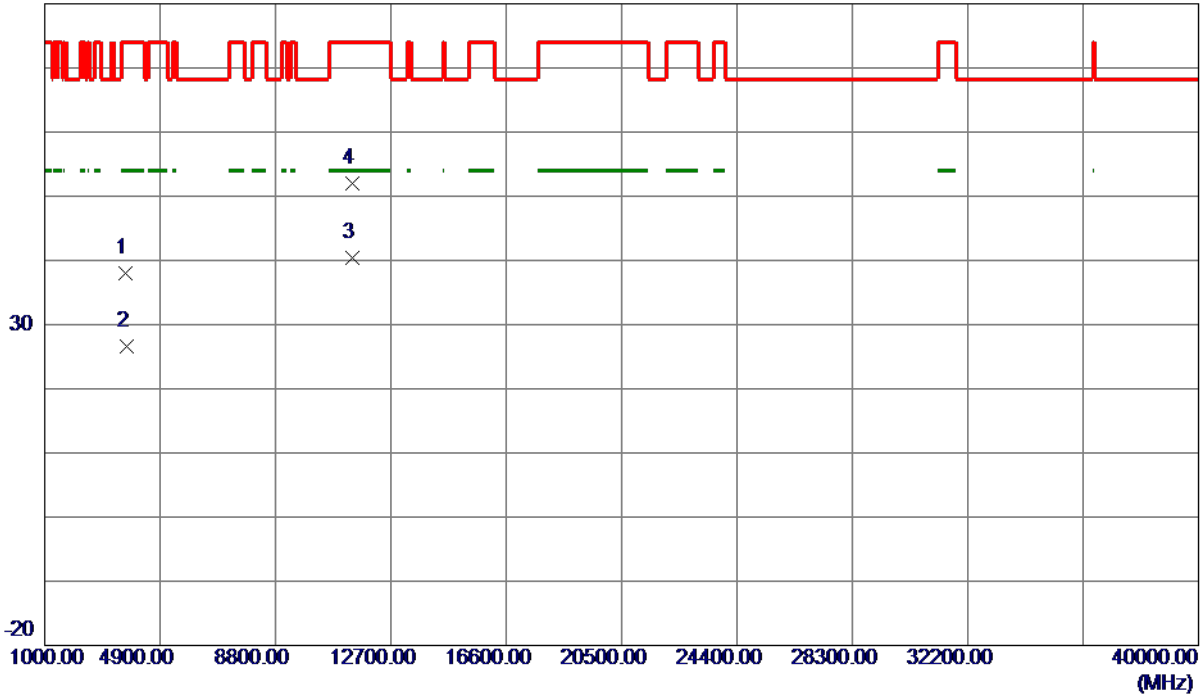
REMARKS:

- (1) Measurement Value = Reading Level + Correct Factor.
- (2) Margin Level = Measurement Value - Limit Value.

Orthogonal Axis	X
Test Mode	UNII-2C_TX AC (VHT20) Mode 5700 MHz

Vertical

80 dBuV/m



No.	Freq. MHz	Reading Level dBuV/m	Correct Factor dB	Measure ment dBuV/m	Limit dBuV/m	Margin dB	Detector	Comment
1	3744.5000	50.69	-12.65	38.04	74.00	-35.96	Peak	
2	3787.9000	39.07	-12.52	26.55	54.00	-27.45	AVG	
3 *	11399.2000	36.37	4.00	40.37	54.00	-13.63	AVG	
4	11405.5000	48.02	3.98	52.00	74.00	-22.00	Peak	

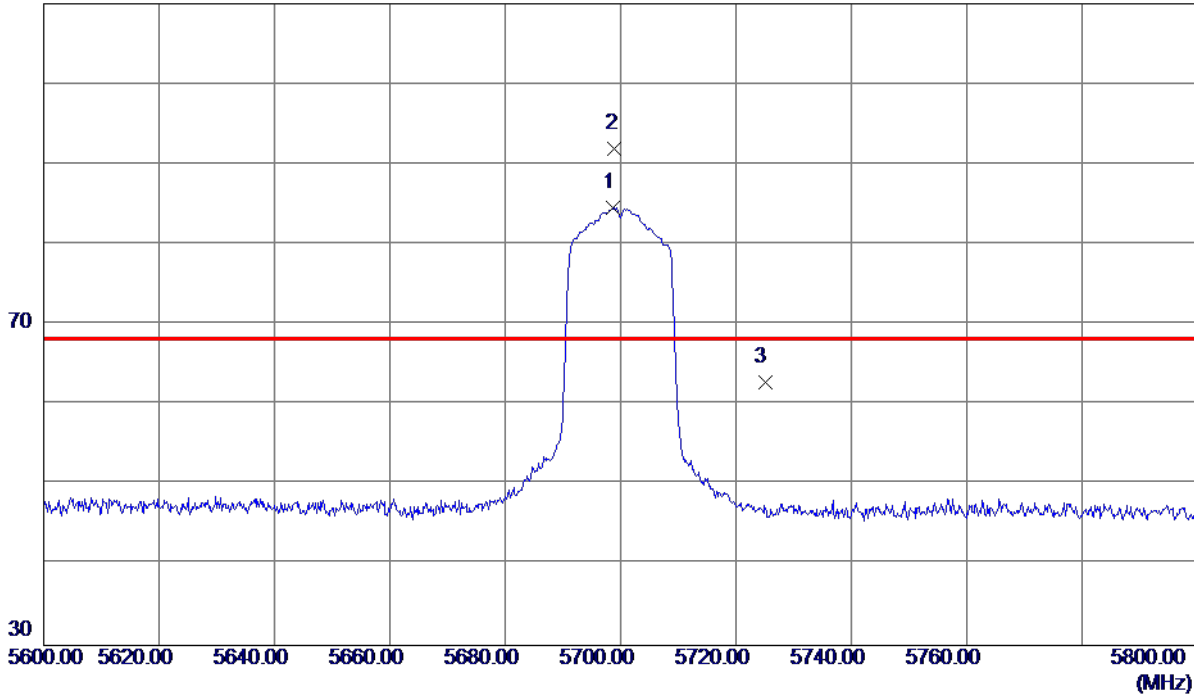
REMARKS:

- (1) Measurement Value = Reading Level + Correct Factor.
- (2) Margin Level = Measurement Value - Limit Value.

Orthogonal Axis	X
Test Mode	UNII-2C_TX AC (VHT20) Mode 5700 MHz

Horizontal

110 dBuV/m



No.	Freq. MHz	Reading Level dBuV/m	Correct Factor dB	Measure ment dBuV/m	Limit dBuV/m	Margin dB	Detector	Comment
1	5698.7000	43.94	40.65	84.59	999.00	-914.41	AVG	No limit
2 *	5699.0000	51.30	40.66	91.96	68.30	23.66	Peak	No limit
3	5725.0000	22.06	40.72	62.78	68.30	-5.52	Peak	

REMARKS:

- (1) Measurement Value = Reading Level + Correct Factor.
- (2) Margin Level = Measurement Value - Limit Value.

Orthogonal Axis	X
Test Mode	UNII-2C_TX AC (VHT20) Mode 5700 MHz

Horizontal

80 dBuV/m



No.	Freq. MHz	Reading Level dBuV/m	Correct Factor dB	Measure ment dBuV/m	Limit dBuV/m	Margin dB	Detector	Comment
1	3759.1000	50.67	-12.60	38.07	74.00	-35.93	Peak	
2	3763.6000	38.88	-12.59	26.29	54.00	-27.71	AVG	
3	11398.4800	47.46	4.00	51.46	74.00	-22.54	Peak	
4 *	11401.4550	35.44	3.99	39.43	54.00	-14.57	AVG	

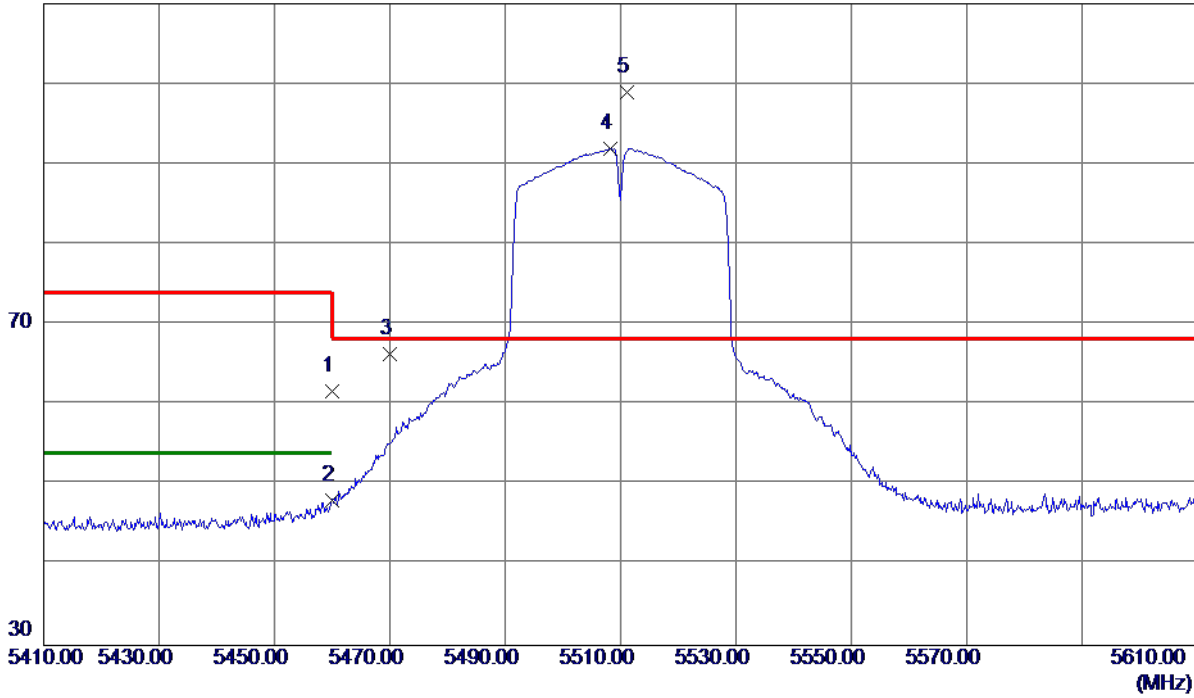
REMARKS:

- (1) Measurement Value = Reading Level + Correct Factor.
- (2) Margin Level = Measurement Value - Limit Value.

Orthogonal Axis	X
Test Mode	UNII-2C_TX AC (VHT40) Mode 5510 MHz

Vertical

110 dBuV/m



No.	Freq. MHz	Reading Level dBuV/m	Correct Factor dB	Measurement dBuV/m	Limit dBuV/m	Margin dB	Detector	Comment
1	5460.0000	21.59	40.14	61.73	74.00	-12.27	Peak	
2	5460.0000	7.98	40.14	48.12	54.00	-5.88	AVG	
3	5470.0000	26.13	40.15	66.28	68.30	-2.02	Peak	
4	5508.2000	51.77	40.21	91.98	999.00	-907.02	AVG	No limit
5 *	5511.2000	58.81	40.22	99.03	68.30	30.73	Peak	No limit

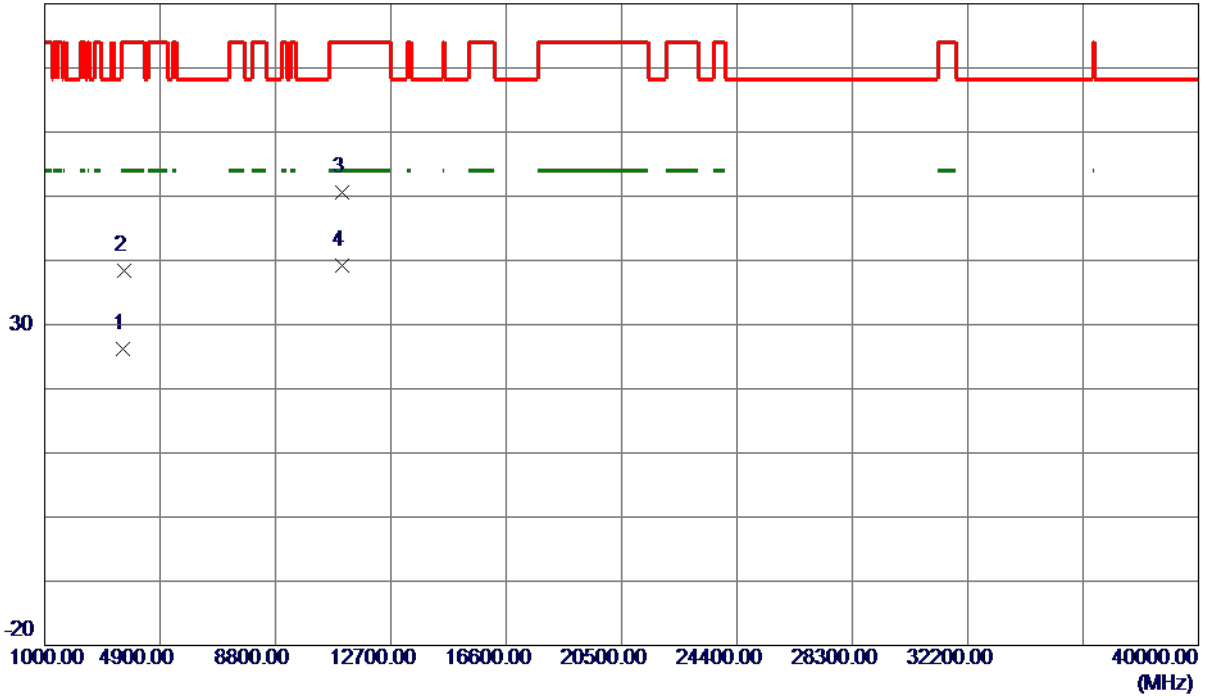
REMARKS:

- (1) Measurement Value = Reading Level + Correct Factor.
- (2) Margin Level = Measurement Value - Limit Value.

Orthogonal Axis	X
Test Mode	UNII-2C_TX AC (VHT40) Mode 5510 MHz

Vertical

80 dBuV/m



No.	Freq. MHz	Reading Level dBuV/m	Correct Factor dB	Measure ment dBuV/m	Limit dBuV/m	Margin dB	Detector	Comment
1	3630.0330	39.18	-12.99	26.19	54.00	-27.81	AVG	
2	3681.5330	51.19	-12.83	38.36	74.00	-35.64	Peak	
3	11034.3000	46.06	4.59	50.65	74.00	-23.35	Peak	
4 *	11059.2000	34.69	4.55	39.24	54.00	-14.76	AVG	

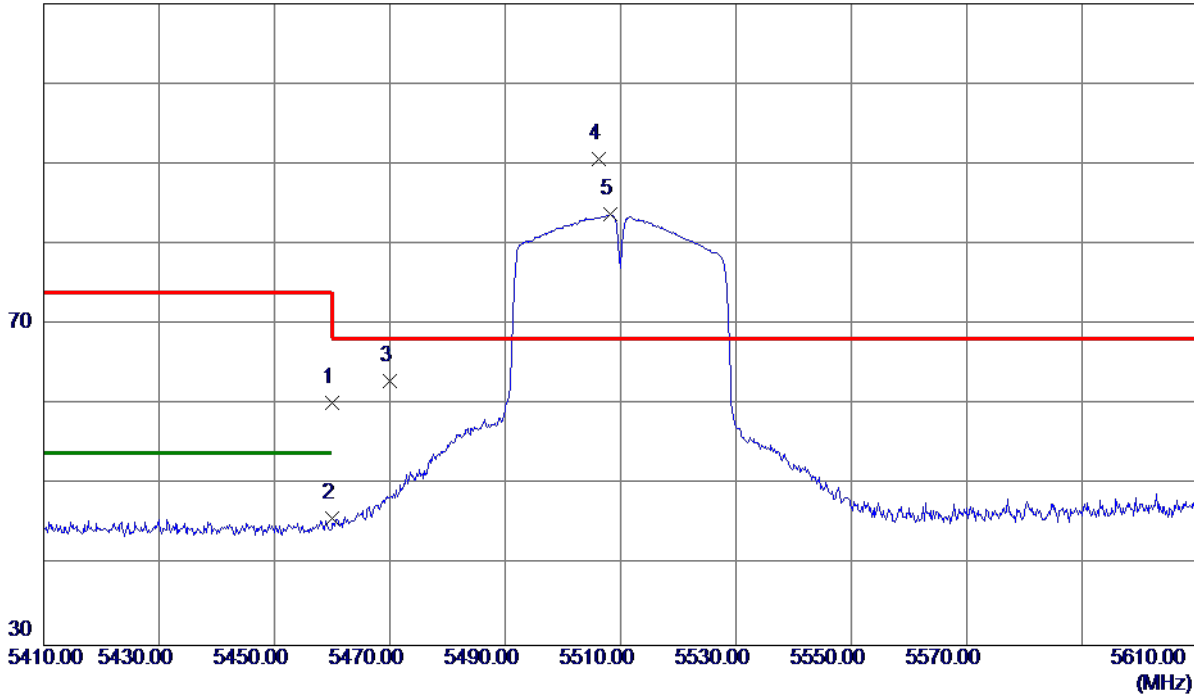
REMARKS:

- (1) Measurement Value = Reading Level + Correct Factor.
- (2) Margin Level = Measurement Value - Limit Value.

Orthogonal Axis	X
Test Mode	UNII-2C_TX AC (VHT40) Mode 5510 MHz

Horizontal

110 dBuV/m



No.	Freq. MHz	Reading Level dBuV/m	Correct Factor dB	Measure ment dBuV/m	Limit dBuV/m	Margin dB	Detector	Comment
1	5460.0000	20.12	40.14	60.26	74.00	-13.74	Peak	
2	5460.0000	5.75	40.14	45.89	54.00	-8.11	AVG	
3	5470.0000	22.80	40.15	62.95	68.30	-5.35	Peak	
4 *	5506.3000	50.51	40.20	90.71	68.30	22.41	Peak	No limit
5	5508.3000	43.56	40.21	83.77	999.00	-915.23	AVG	No limit

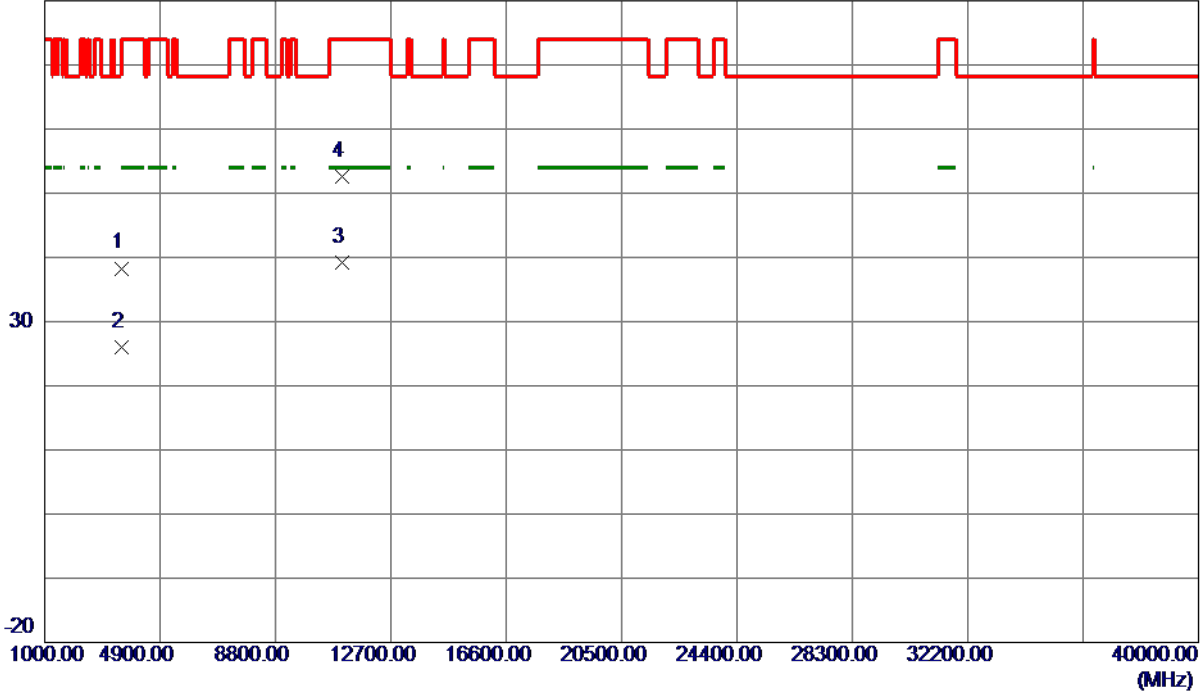
REMARKS:

- (1) Measurement Value = Reading Level + Correct Factor.
- (2) Margin Level = Measurement Value - Limit Value.

Orthogonal Axis	X
Test Mode	UNII-2C_TX AC (VHT40) Mode 5510 MHz

Horizontal

80 dBuV/m



No.	Freq. MHz	Reading Level dBuV/m	Correct Factor dB	Measure ment dBuV/m	Limit dBuV/m	Margin dB	Detector	Comment
1	3604.7330	51.36	-13.06	38.30	74.00	-35.70	Peak	
2	3609.2330	39.09	-13.05	26.04	54.00	-27.96	AVG	
3 *	11061.8000	34.68	4.55	39.23	54.00	-14.77	AVG	
4	11065.6000	48.14	4.54	52.68	74.00	-21.32	Peak	

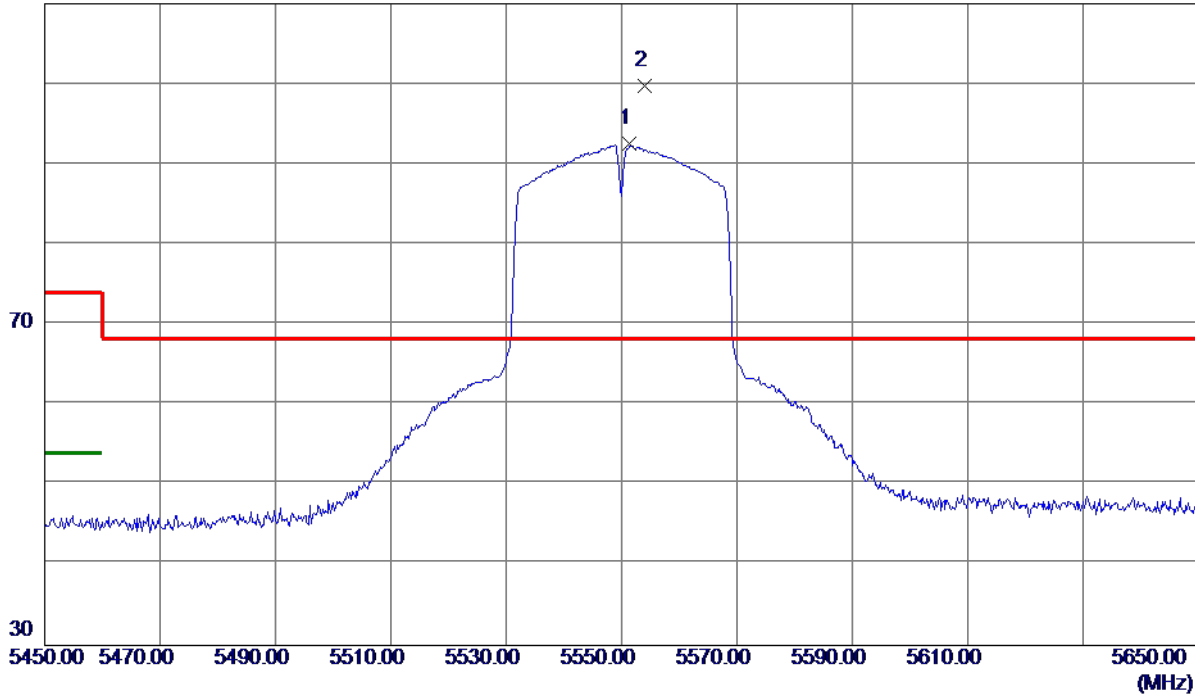
REMARKS:

- (1) Measurement Value = Reading Level + Correct Factor.
- (2) Margin Level = Measurement Value - Limit Value.

Orthogonal Axis	X
Test Mode	UNII-2C_TX AC (VHT40) Mode 5550 MHz

Vertical

110 dBuV/m



No.	Freq. MHz	Reading Level dBuV/m	Correct Factor dB	Measure ment dBuV/m	Limit dBuV/m	Margin dB	Detector	Comment
1	5551.4000	52.18	40.31	92.49	999.00	-906.51	AVG	No limit
2 *	5553.9000	59.44	40.32	99.76	68.30	31.46	Peak	No limit

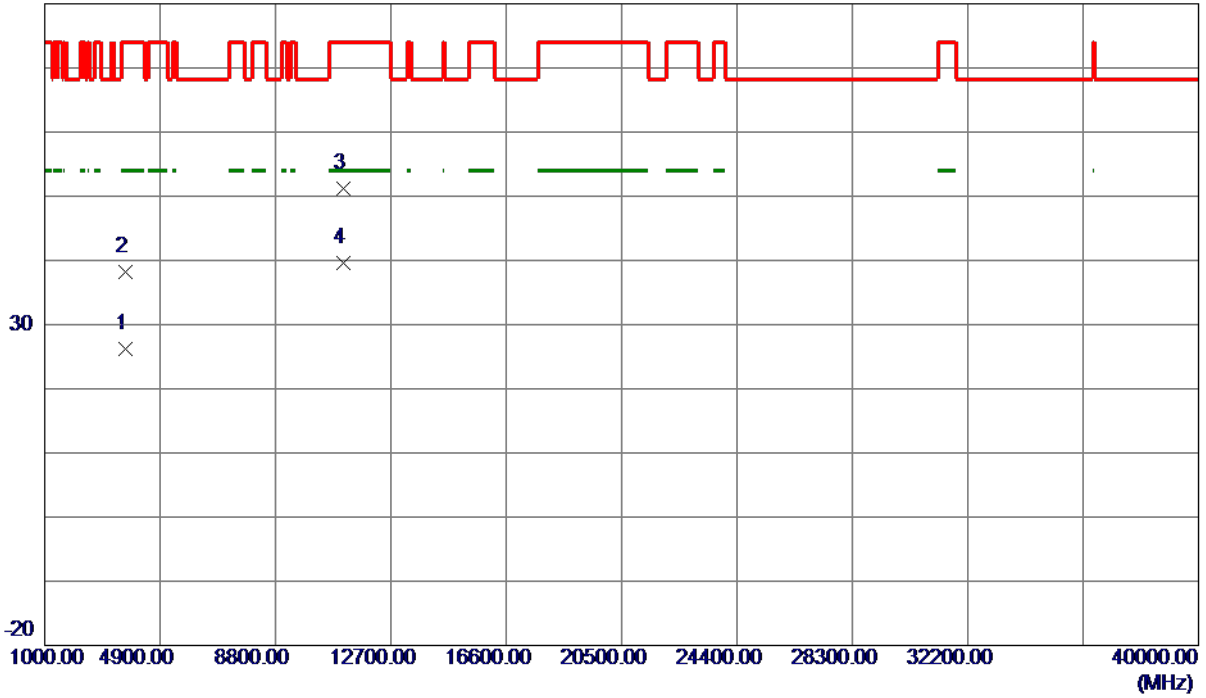
REMARKS:

- (1) Measurement Value = Reading Level + Correct Factor.
- (2) Margin Level = Measurement Value - Limit Value.

Orthogonal Axis	X
Test Mode	UNII-2C_TX AC (VHT40) Mode 5550 MHz

Vertical

80 dBuV/m



No.	Freq. MHz	Reading Level dBuV/m	Correct Factor dB	Measure ment dBuV/m	Limit dBuV/m	Margin dB	Detector	Comment
1	3712.3000	38.92	-12.74	26.18	54.00	-27.82	AVG	
2	3732.7000	50.81	-12.68	38.13	74.00	-35.87	Peak	
3	11087.8000	46.76	4.51	51.27	74.00	-22.73	Peak	
4 *	11100.5000	35.09	4.49	39.58	54.00	-14.42	AVG	

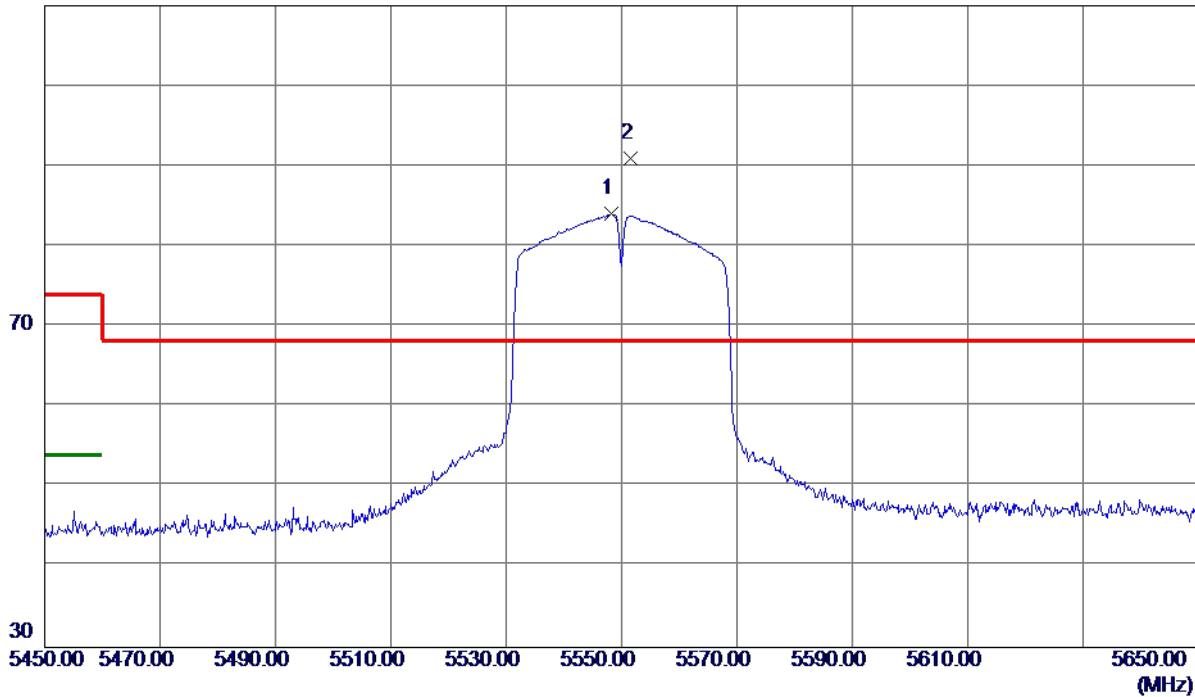
REMARKS:

- (1) Measurement Value = Reading Level + Correct Factor.
- (2) Margin Level = Measurement Value - Limit Value.

Orthogonal Axis	X
Test Mode	UNII-2C_TX AC (VHT40) Mode 5550 MHz

Horizontal

110 dBuV/m



No.	Freq. MHz	Reading Level dBuV/m	Correct Factor dB	Measure ment dBuV/m	Limit dBuV/m	Margin dB	Detector	Comment
1	5548.3000	43.86	40.30	84.16	999.00	-914.84	AVG	No limit
2 *	5551.5000	50.71	40.31	91.02	68.30	22.72	Peak	No limit

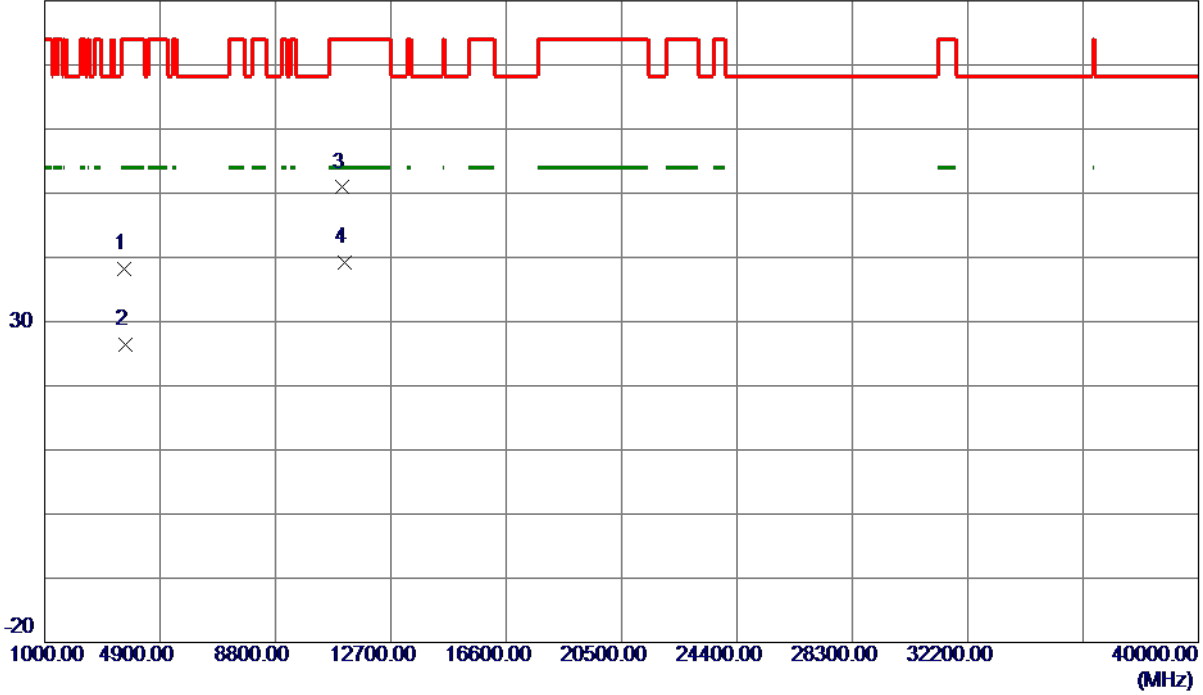
REMARKS:

- (1) Measurement Value = Reading Level + Correct Factor.
- (2) Margin Level = Measurement Value - Limit Value.

Orthogonal Axis	X
Test Mode	UNII-2C_TX AC (VHT40) Mode 5550 MHz

Horizontal

80 dBuV/m



No.	Freq. MHz	Reading Level dBuV/m	Correct Factor dB	Measure ment dBuV/m	Limit dBuV/m	Margin dB	Detector	Comment
1	3670.9000	50.99	-12.86	38.13	74.00	-35.87	Peak	
2	3720.5000	39.03	-12.72	26.31	54.00	-27.69	AVG	
3	11051.1000	46.33	4.57	50.90	74.00	-23.10	Peak	
4 *	11129.2000	34.77	4.44	39.21	54.00	-14.79	AVG	

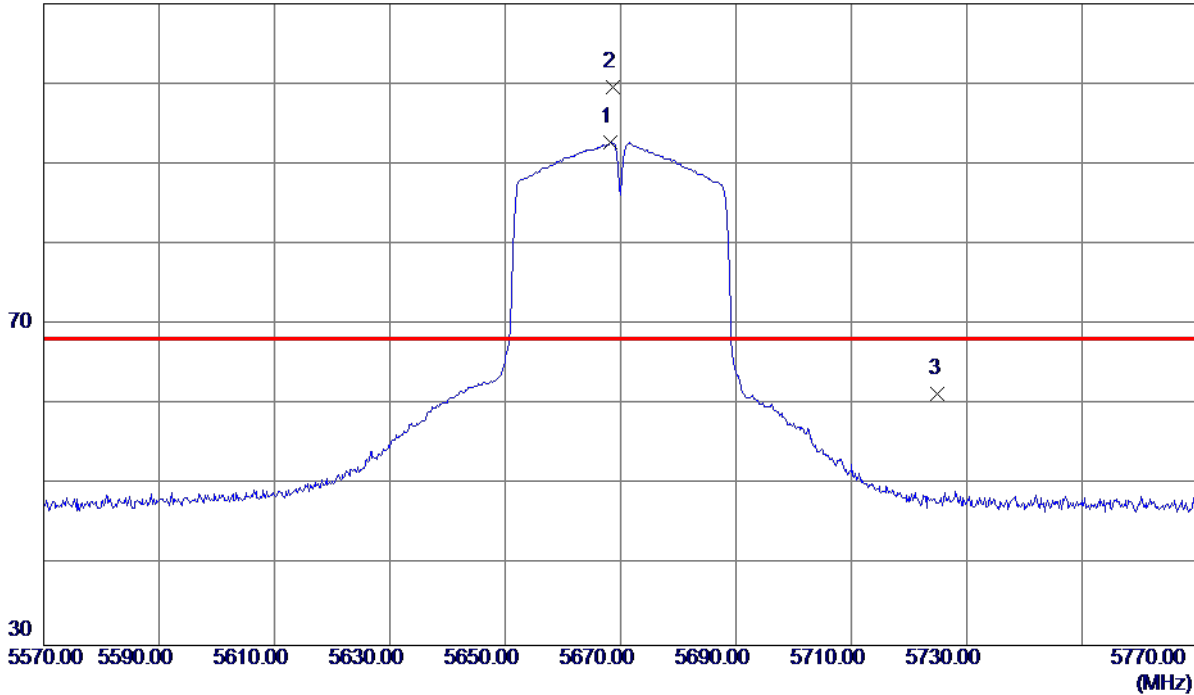
REMARKS:

- (1) Measurement Value = Reading Level + Correct Factor.
- (2) Margin Level = Measurement Value - Limit Value.

Orthogonal Axis	X
Test Mode	UNII-2C_TX AC (VHT40) Mode 5670 MHz

Vertical

110 dBuV/m



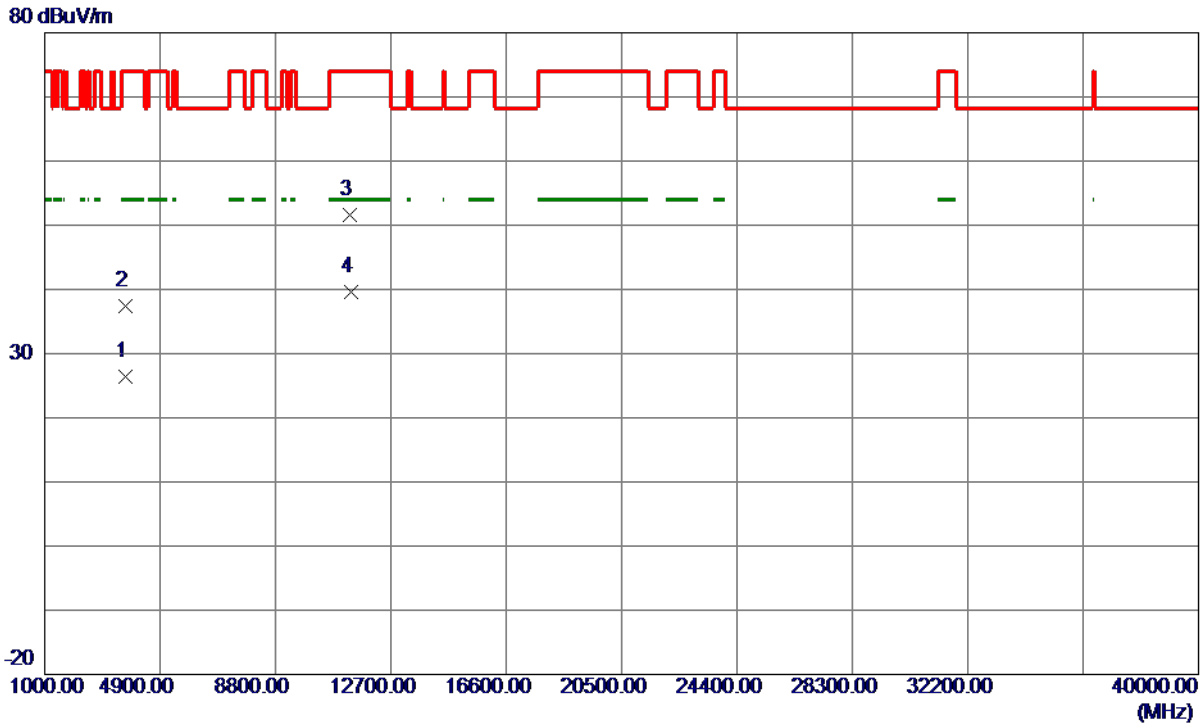
No.	Freq. MHz	Reading Level dBuV/m	Correct Factor dB	Measure ment dBuV/m	Limit dBuV/m	Margin dB	Detector	Comment
1	5668.2000	52.12	40.58	92.70	999.00	-906.30	AVG	No limit
2 *	5668.7000	59.07	40.58	99.65	68.30	31.35	Peak	No limit
3	5725.0000	20.66	40.72	61.38	68.30	-6.92	Peak	

REMARKS:

- (1) Measurement Value = Reading Level + Correct Factor.
- (2) Margin Level = Measurement Value - Limit Value.

Orthogonal Axis	X
Test Mode	UNII-2C_TX AC (VHT40) Mode 5670 MHz

Vertical



No.	Freq. MHz	Reading Level dBuV/m	Correct Factor dB	Measure ment dBuV/m	Limit dBuV/m	Margin dB	Detector	Comment
1	3742.4000	39.09	-12.65	26.44	54.00	-27.56	AVG	
2	3751.1000	50.10	-12.63	37.47	74.00	-36.53	Peak	
3	11328.8000	47.41	4.11	51.52	74.00	-22.48	Peak	
4 *	11340.2000	35.55	4.09	39.64	54.00	-14.36	AVG	

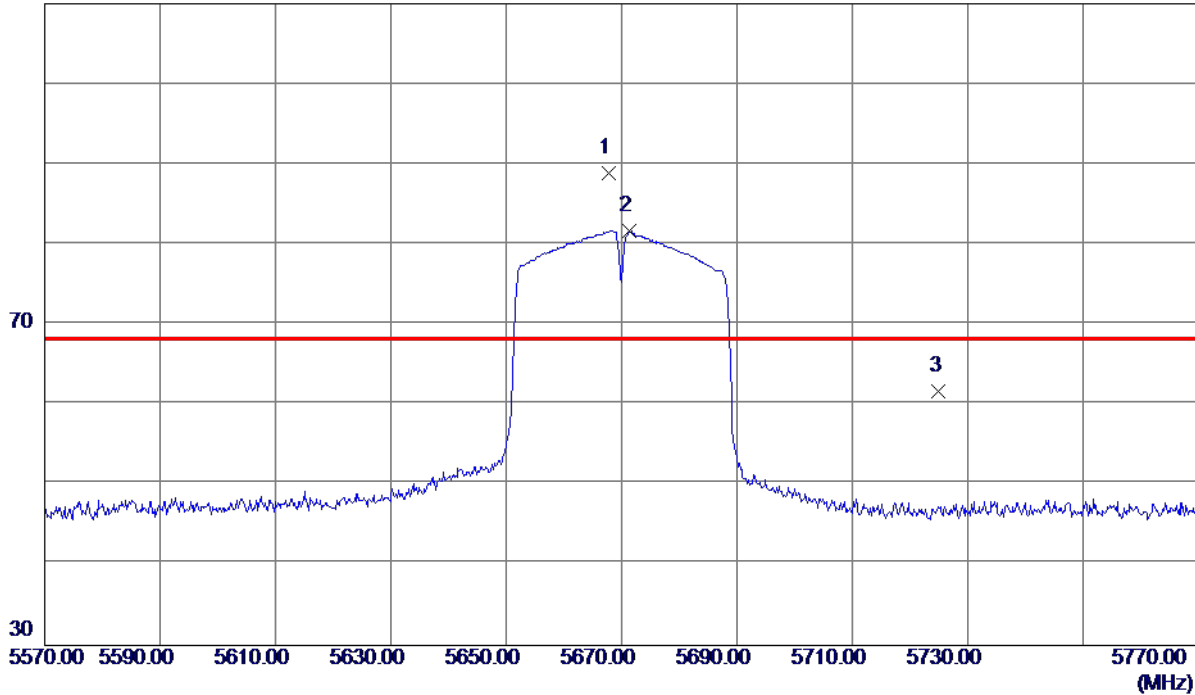
REMARKS:

- (1) Measurement Value = Reading Level + Correct Factor.
- (2) Margin Level = Measurement Value - Limit Value.

Orthogonal Axis	X
Test Mode	UNII-2C_TX AC (VHT40) Mode 5670 MHz

Horizontal

110 dBuV/m



No.	Freq. MHz	Reading Level dBuV/m	Correct Factor dB	Measure ment dBuV/m	Limit dBuV/m	Margin dB	Detector	Comment
1 *	5667.7000	48.23	40.58	88.81	68.30	20.51	Peak	No limit
2	5671.4000	41.16	40.59	81.75	999.00	-917.25	AVG	No limit
3	5725.0000	21.03	40.72	61.75	68.30	-6.55	Peak	

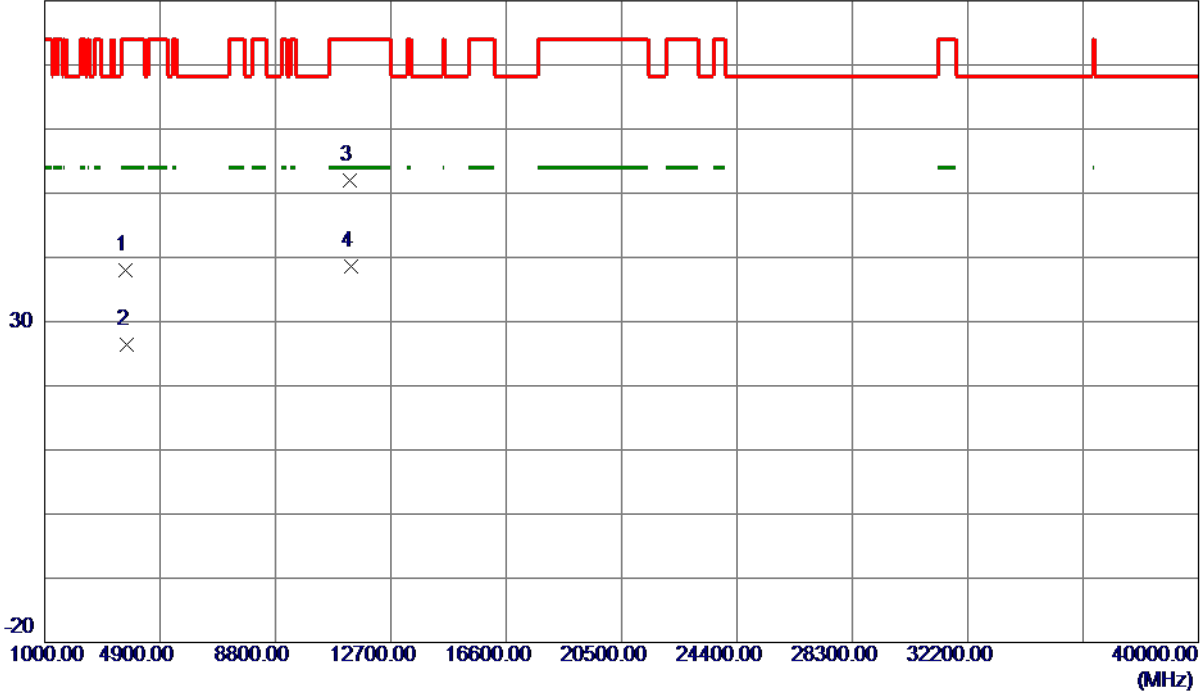
REMARKS:

- (1) Measurement Value = Reading Level + Correct Factor.
- (2) Margin Level = Measurement Value - Limit Value.

Orthogonal Axis	X
Test Mode	UNII-2C_TX AC (VHT40) Mode 5670 MHz

Horizontal

80 dBuV/m



No.	Freq. MHz	Reading Level dBuV/m	Correct Factor dB	Measure ment dBuV/m	Limit dBuV/m	Margin dB	Detector	Comment
1	3751.5000	50.70	-12.63	38.07	74.00	-35.93	Peak	
2	3786.1000	38.83	-12.52	26.31	54.00	-27.69	AVG	
3	11302.0000	47.92	4.15	52.07	74.00	-21.93	Peak	
4 *	11340.0000	34.49	4.09	38.58	54.00	-15.42	AVG	

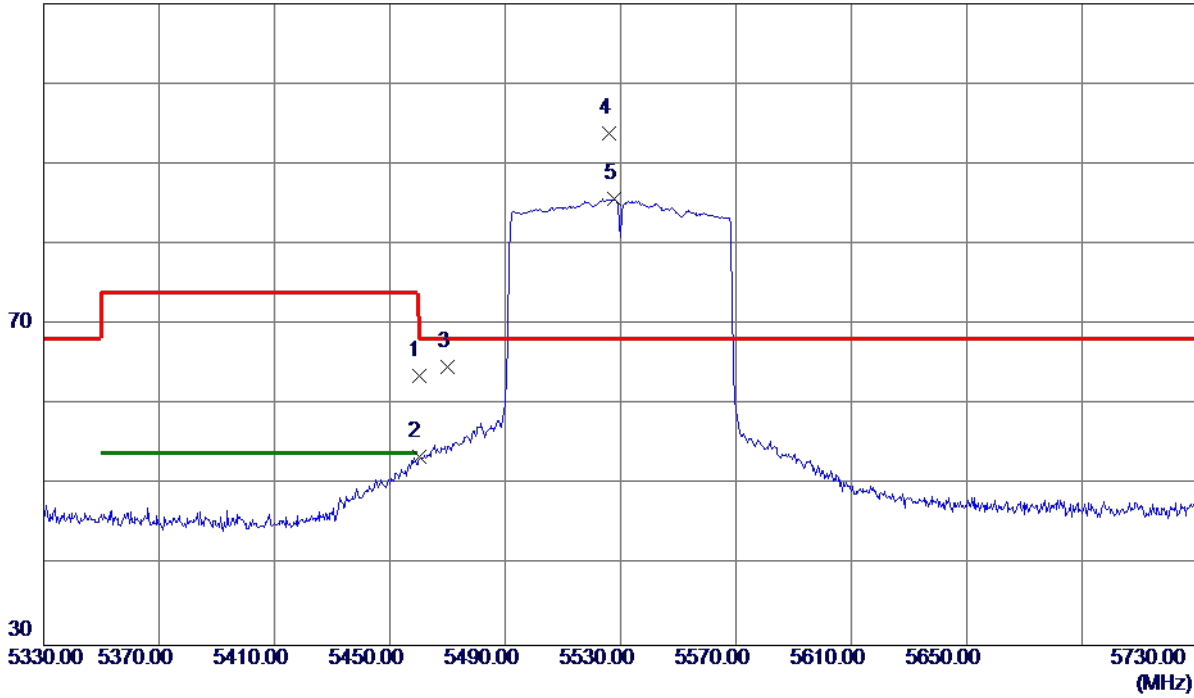
REMARKS:

- (1) Measurement Value = Reading Level + Correct Factor.
- (2) Margin Level = Measurement Value - Limit Value.

Orthogonal Axis	X
Test Mode	UNII-2C_TX AC (VHT80) Mode 5530 MHz

Vertical

110 dBuV/m



No.	Freq. MHz	Reading Level dBuV/m	Correct Factor dB	Measure ment dBuV/m	Limit dBuV/m	Margin dB	Detector	Comment
1	5460.0000	23.41	40.14	63.55	74.00	-10.45	Peak	
2	5460.0000	13.34	40.14	53.48	54.00	-0.52	AVG	
3	5470.0000	24.58	40.15	64.73	68.30	-3.57	Peak	
4 *	5526.2000	53.51	40.25	93.76	68.30	25.46	Peak	No limit
5	5527.8000	45.40	40.26	85.66	999.00	-913.34	AVG	No limit

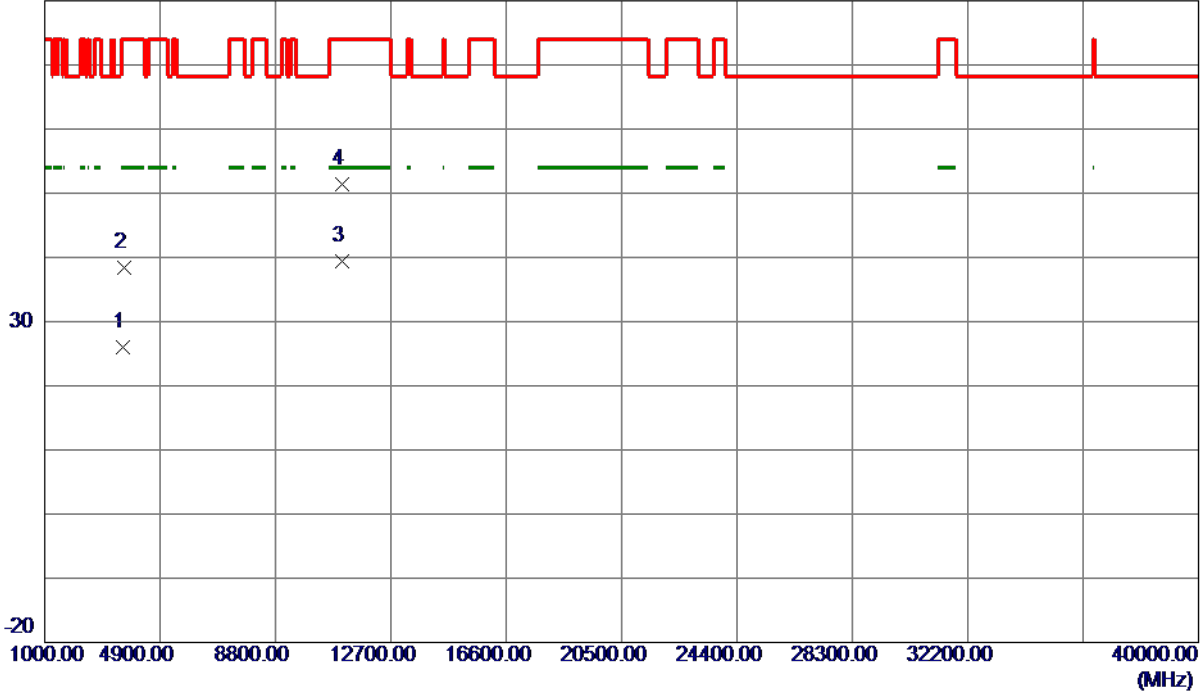
REMARKS:

- (1) Measurement Value = Reading Level + Correct Factor.
- (2) Margin Level = Measurement Value - Limit Value.

Orthogonal Axis	X
Test Mode	UNII-2C_TX AC (VHT80) Mode 5530 MHz

Vertical

80 dBuV/m



No.	Freq. MHz	Reading Level dBuV/m	Correct Factor dB	Measure ment dBuV/m	Limit dBuV/m	Margin dB	Detector	Comment
1	3637.1670	38.99	-12.96	26.03	54.00	-27.97	AVG	
2	3670.3670	51.28	-12.87	38.41	74.00	-35.59	Peak	
3 *	11065.5000	34.85	4.54	39.39	54.00	-14.61	AVG	
4	11074.9000	46.96	4.53	51.49	74.00	-22.51	Peak	

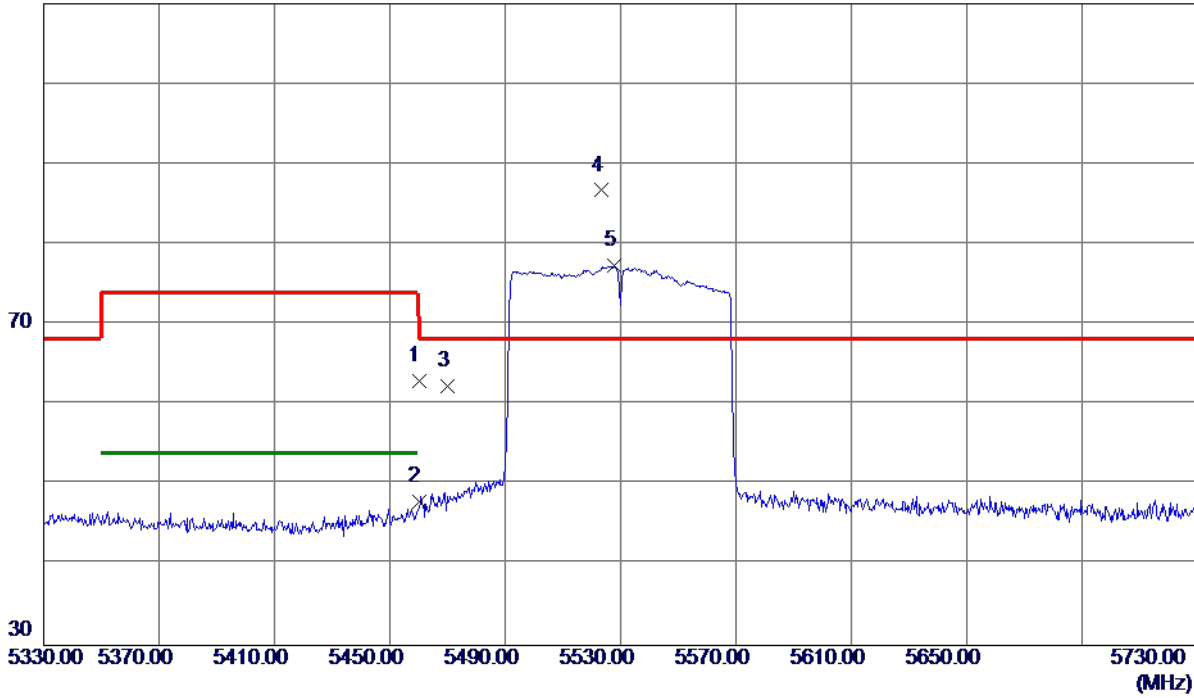
REMARKS:

- (1) Measurement Value = Reading Level + Correct Factor.
- (2) Margin Level = Measurement Value - Limit Value.

Orthogonal Axis	X
Test Mode	UNII-2C_TX AC (VHT80) Mode 5530 MHz

Horizontal

110 dBuV/m



No.	Freq. MHz	Reading Level dBuV/m	Correct Factor dB	Measure ment dBuV/m	Limit dBuV/m	Margin dB	Detector	Comment
1	5460.0000	22.76	40.14	62.90	74.00	-11.10	Peak	
2	5460.0000	7.74	40.14	47.88	54.00	-6.12	AVG	
3	5470.0000	22.12	40.15	62.27	68.30	-6.03	Peak	
4 *	5523.2000	46.48	40.24	86.72	68.30	18.42	Peak	No limit
5	5527.6000	37.08	40.25	77.33	999.00	-921.67	AVG	No limit

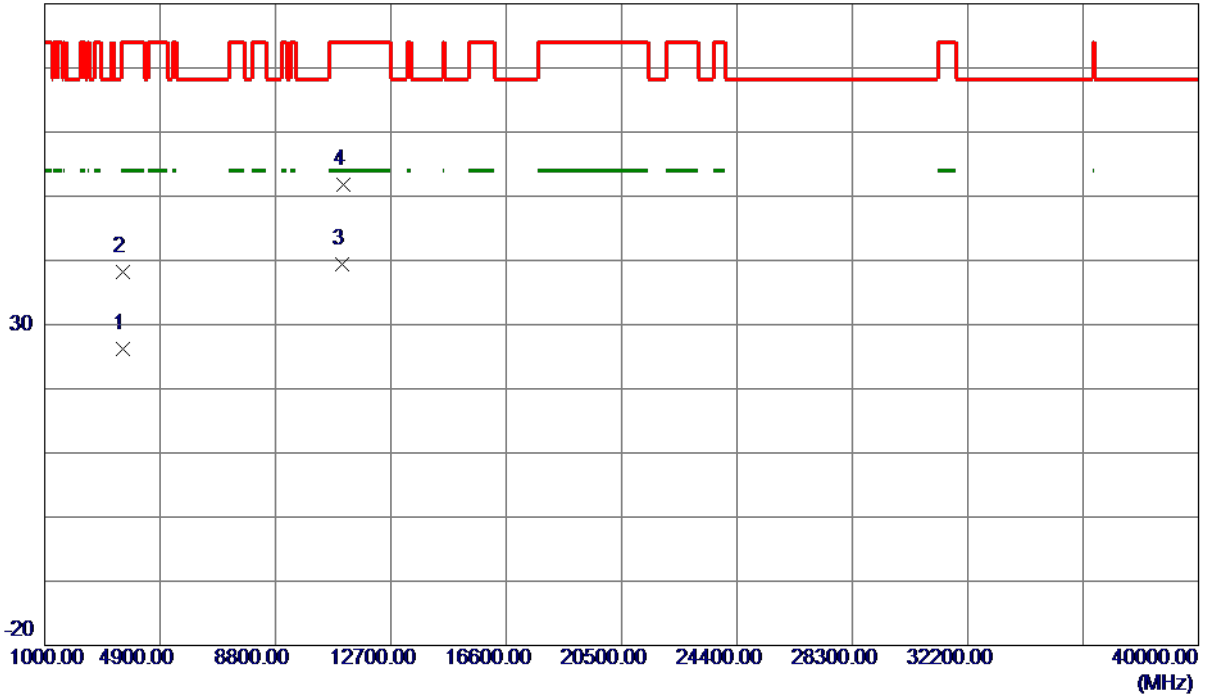
REMARKS:

- (1) Measurement Value = Reading Level + Correct Factor.
- (2) Margin Level = Measurement Value - Limit Value.

Orthogonal Axis	X
Test Mode	UNII-2C_TX AC (VHT80) Mode 5530 MHz

Horizontal

80 dBuV/m



No.	Freq. MHz	Reading Level dBuV/m	Correct Factor dB	Measure ment dBuV/m	Limit dBuV/m	Margin dB	Detector	Comment
1	3637.0670	39.10	-12.96	26.14	54.00	-27.86	AVG	
2	3655.4670	51.07	-12.91	38.16	74.00	-35.84	Peak	
3 *	11063.0000	34.79	4.55	39.34	54.00	-14.66	AVG	
4	11095.4000	47.22	4.49	51.71	74.00	-22.29	Peak	

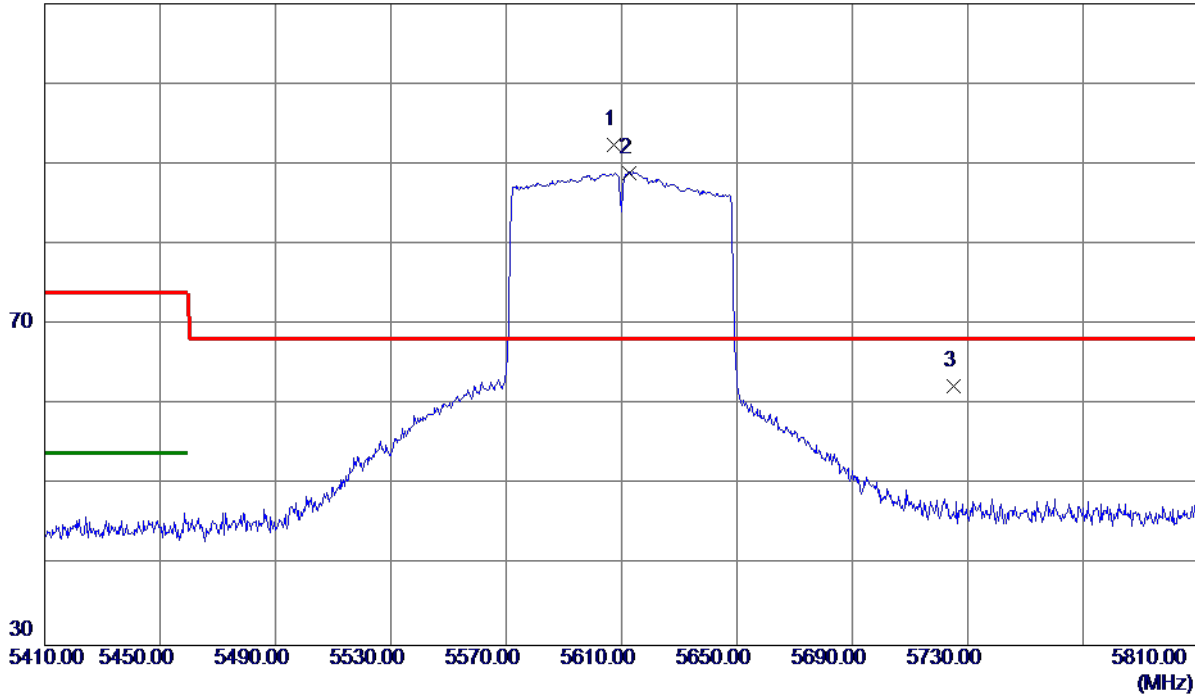
REMARKS:

- (1) Measurement Value = Reading Level + Correct Factor.
- (2) Margin Level = Measurement Value - Limit Value.

Orthogonal Axis	X
Test Mode	UNII-2C_TX AC (VHT80) Mode 5610 MHz

Vertical

110 dBuV/m



No.	Freq. MHz	Reading Level dBuV/m	Correct Factor dB	Measure ment dBuV/m	Limit dBuV/m	Margin dB	Detector	Comment
1 *	5607.4000	52.01	40.44	92.45	68.30	24.15	Peak	No limit
2	5612.6000	48.45	40.45	88.90	999.00	-910.10	AVG	No limit
3	5725.0000	21.67	40.72	62.39	68.30	-5.91	Peak	

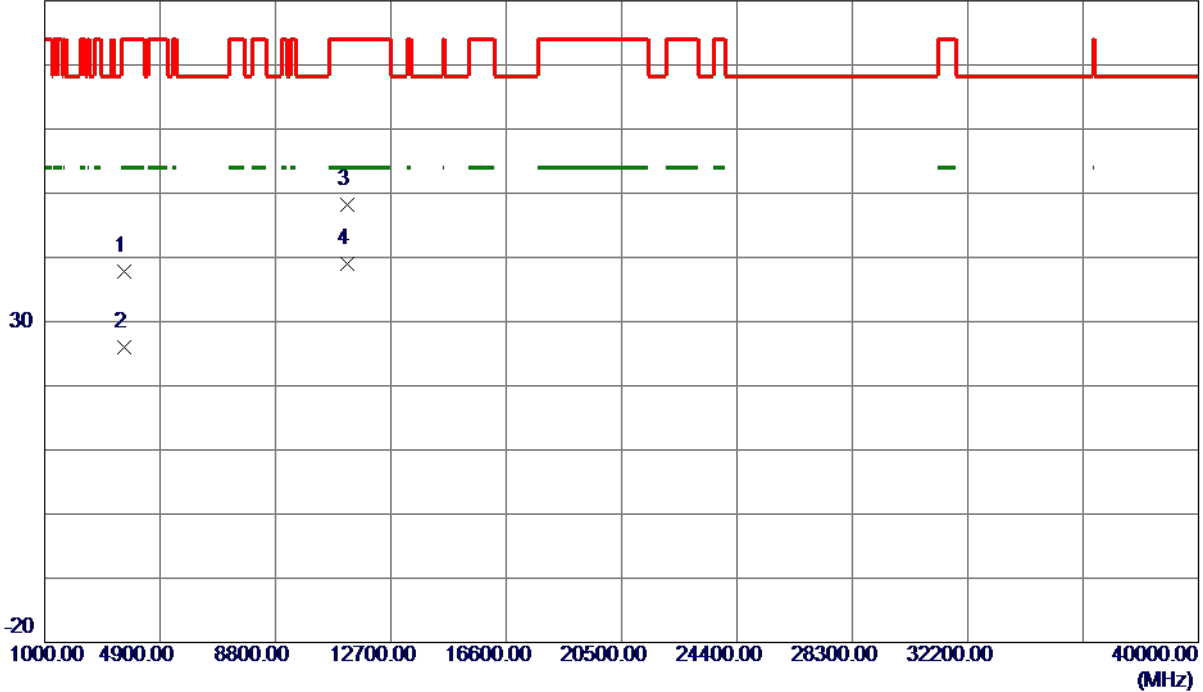
REMARKS:

- (1) Measurement Value = Reading Level + Correct Factor.
- (2) Margin Level = Measurement Value - Limit Value.

Orthogonal Axis	X
Test Mode	UNII-2C_TX AC (VHT80) Mode 5610 MHz

Vertical

80 dBuV/m



No.	Freq. MHz	Reading Level dBuV/m	Correct Factor dB	Measure ment dBuV/m	Limit dBuV/m	Margin dB	Detector	Comment
1	3676.0000	50.71	-12.85	37.86	74.00	-36.14	Peak	
2	3698.3000	38.87	-12.78	26.09	54.00	-27.91	AVG	
3	11219.1000	43.84	4.29	48.13	74.00	-25.87	Peak	
4 *	11219.1000	34.72	4.29	39.01	54.00	-14.99	AVG	

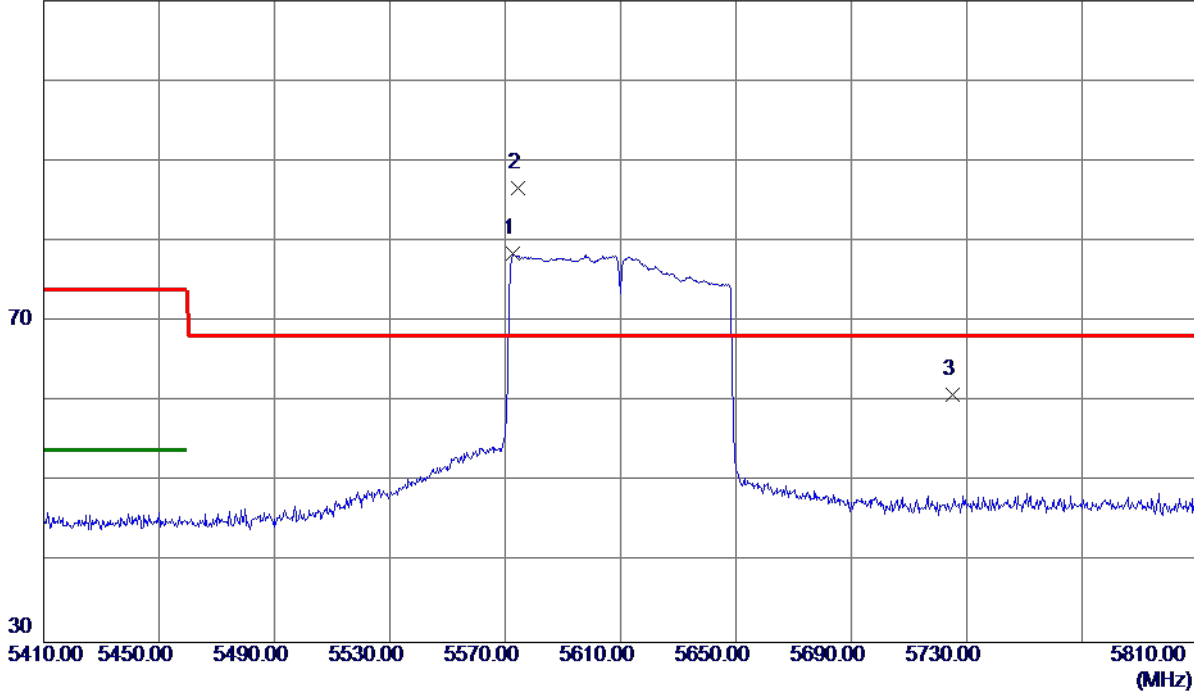
REMARKS:

- (1) Measurement Value = Reading Level + Correct Factor.
- (2) Margin Level = Measurement Value - Limit Value.

Orthogonal Axis	X
Test Mode	UNII-2C_TX AC (VHT80) Mode 5610 MHz

Horizontal

110 dBuV/m



No.	Freq. MHz	Reading Level dBuV/m	Correct Factor dB	Measure ment dBuV/m	Limit dBuV/m	Margin dB	Detector	Comment
1	5572.6000	38.07	40.36	78.43	999.00	-920.57	AVG	No limit
2 *	5574.4000	46.35	40.36	86.71	68.30	18.41	Peak	No limit
3	5725.0000	20.21	40.72	60.93	68.30	-7.37	Peak	

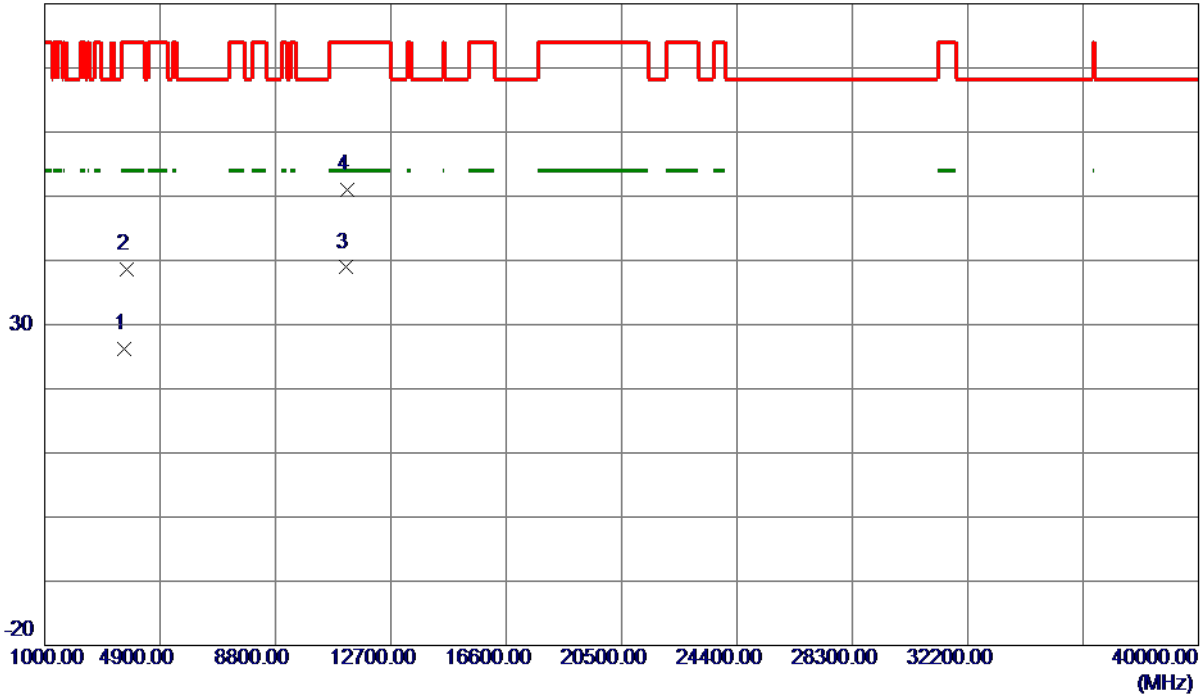
REMARKS:

- (1) Measurement Value = Reading Level + Correct Factor.
- (2) Margin Level = Measurement Value - Limit Value.

Orthogonal Axis	X
Test Mode	UNII-2C_TX AC (VHT80) Mode 5610 MHz

Horizontal

80 dBuV/m



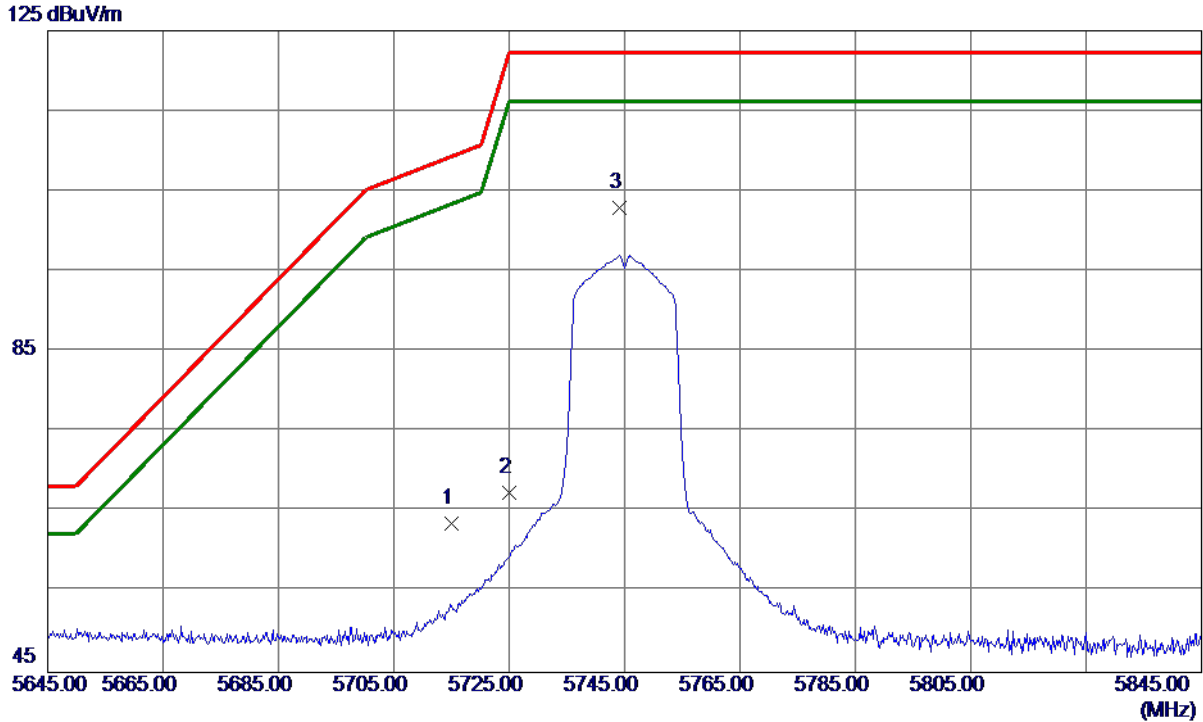
No.	Freq. MHz	Reading Level dBuV/m	Correct Factor dB	Measure ment dBuV/m	Limit dBuV/m	Margin dB	Detector	Comment
1	3700.7000	38.93	-12.78	26.15	54.00	-27.85	AVG	
2	3761.9000	51.15	-12.59	38.56	74.00	-35.44	Peak	
3 *	11176.1000	34.54	4.36	38.90	54.00	-15.10	AVG	
4	11232.2000	46.82	4.27	51.09	74.00	-22.91	Peak	

REMARKS:

- (1) Measurement Value = Reading Level + Correct Factor.
- (2) Margin Level = Measurement Value - Limit Value.

Orthogonal Axis	X
Test Mode	UNII-3_TX AC (VHT20) Mode 5745 MHz

Vertical



No.	Freq. MHz	Reading Level dBuV/m	Correct Factor dB	Measure ment dBuV/m	Limit dBuV/m	Margin dB	Detector	Comment
1	5715.0000	22.83	40.69	63.52	109.40	-45.88	Peak	
2	5725.0000	26.67	40.72	67.39	122.20	-54.81	Peak	
3 *	5744.2000	62.19	40.76	102.95	122.20	-19.25	Peak	

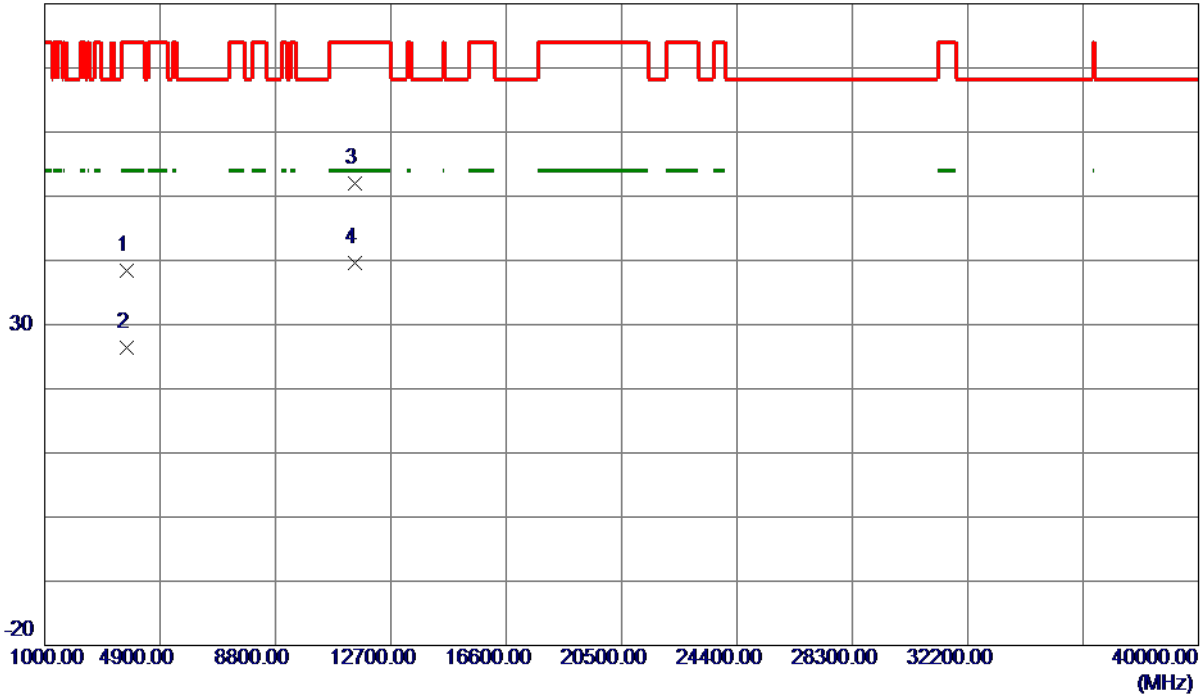
REMARKS:

- (1) Measurement Value = Reading Level + Correct Factor.
- (2) Margin Level = Measurement Value - Limit Value.

Orthogonal Axis	X
Test Mode	UNII-3_TX AC (VHT20) Mode 5745 MHz

Vertical

80 dBuV/m



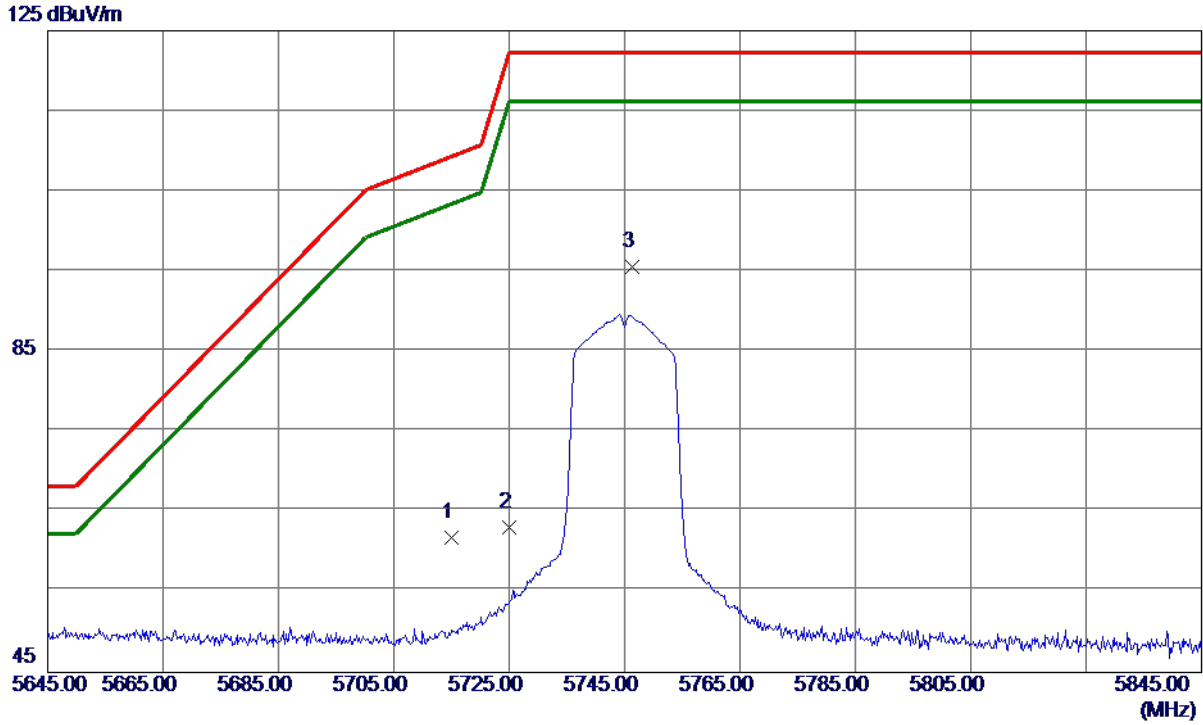
No.	Freq. MHz	Reading Level dBuV/m	Correct Factor dB	Measure ment dBuV/m	Limit dBuV/m	Margin dB	Detector	Comment
1	3754.0000	51.11	-12.62	38.49	74.00	-35.51	Peak	
2	3767.5000	38.95	-12.58	26.37	54.00	-27.63	AVG	
3	11486.9000	48.20	3.85	52.05	74.00	-21.95	Peak	
4 *	11489.4000	35.84	3.85	39.69	54.00	-14.31	AVG	

REMARKS:

- (1) Measurement Value = Reading Level + Correct Factor.
- (2) Margin Level = Measurement Value - Limit Value.

Orthogonal Axis	X
Test Mode	UNII-3_TX AC (VHT20) Mode 5745 MHz

Horizontal



No.	Freq. MHz	Reading Level dBuV/m	Correct Factor dB	Measurement dBuV/m	Limit dBuV/m	Margin dB	Detector	Comment
1	5715.0000	21.15	40.69	61.84	109.40	-47.56	Peak	
2	5725.0000	22.39	40.72	63.11	122.20	-59.09	Peak	
3 *	5746.4000	54.81	40.77	95.58	122.20	-26.62	Peak	

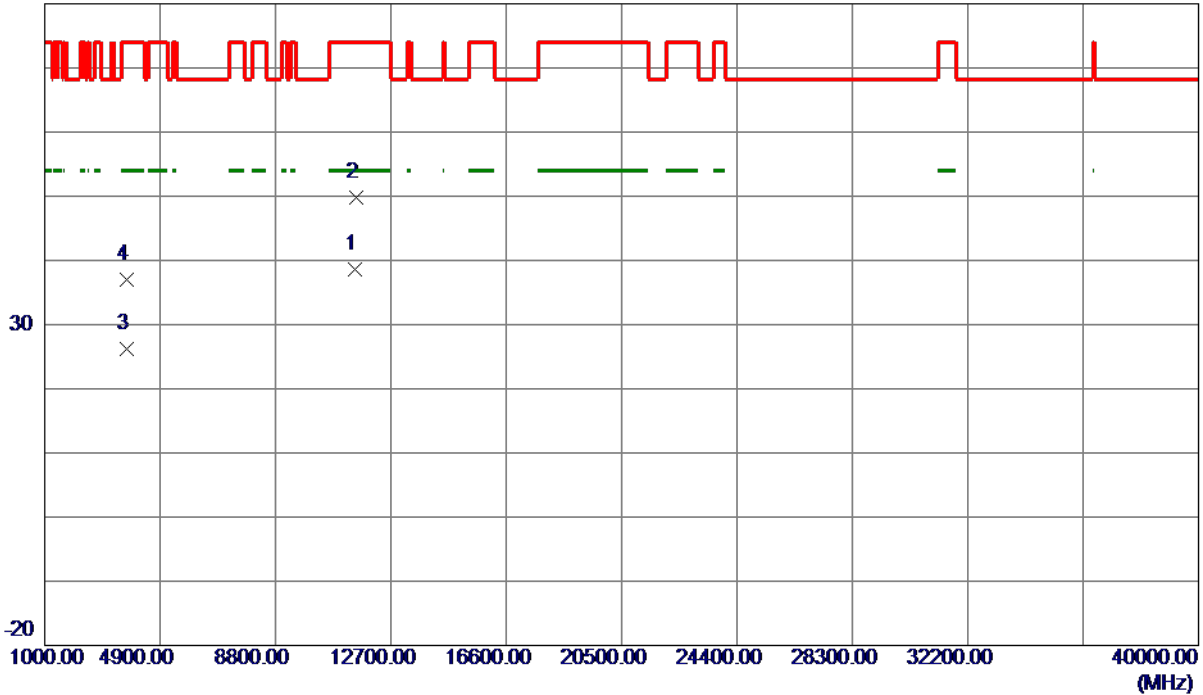
REMARKS:

- (1) Measurement Value = Reading Level + Correct Factor.
- (2) Margin Level = Measurement Value - Limit Value.

Orthogonal Axis	X
Test Mode	UNII-3_TX AC (VHT20) Mode 5745 MHz

Horizontal

80 dBuV/m



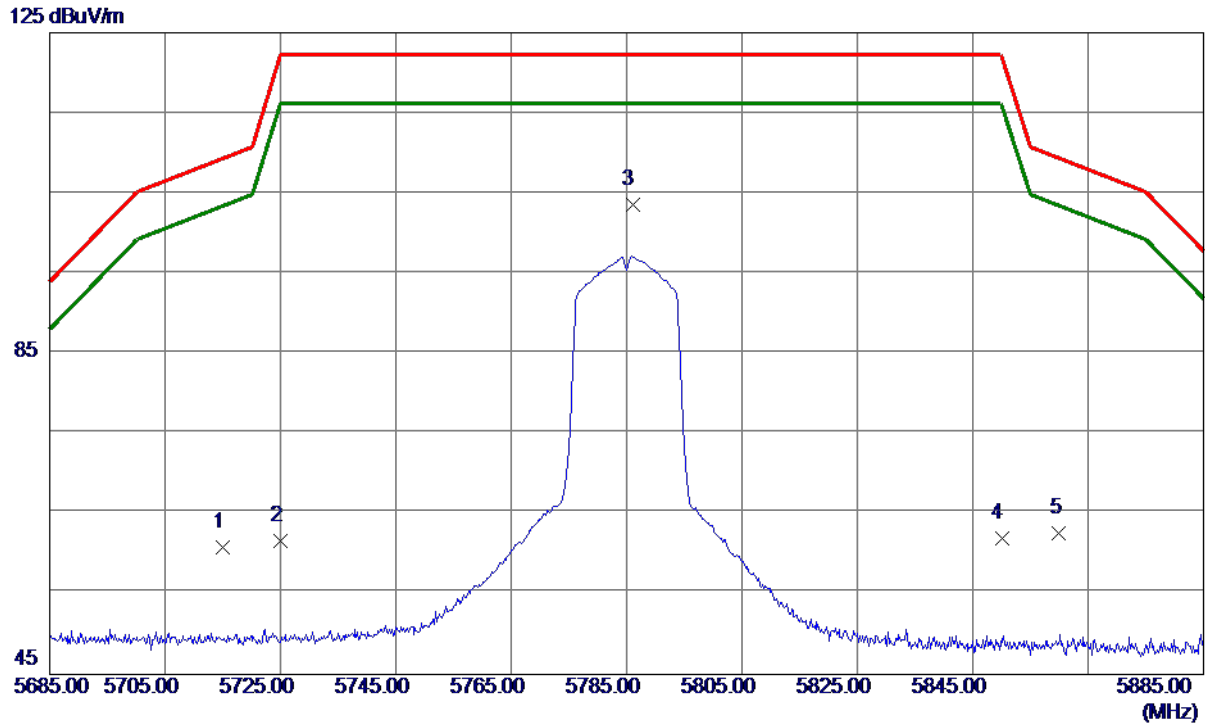
No.	Freq. MHz	Reading Level dBuV/m	Correct Factor dB	Measure ment dBuV/m	Limit dBuV/m	Margin dB	Detector	Comment
1 *	11484.9000	34.80	3.85	38.65	54.00	-15.35	AVG	
2	11511.6000	45.94	3.83	49.77	74.00	-24.23	Peak	
3	3788.8000	38.79	-12.52	26.27	54.00	-27.73	AVG	
4	3788.1000	49.60	-12.52	37.08	74.00	-36.92	Peak	

REMARKS:

- (1) Measurement Value = Reading Level + Correct Factor.
- (2) Margin Level = Measurement Value - Limit Value.

Orthogonal Axis	X
Test Mode	UNII-3_TX AC (VHT20) Mode 5785 MHz

Vertical



No.	Freq. MHz	Reading Level dBuV/m	Correct Factor dB	Measure ment dBuV/m	Limit dBuV/m	Margin dB	Detector	Comment
1	5715.0000	20.20	40.69	60.89	109.40	-48.51	Peak	
2	5725.0000	20.95	40.72	61.67	122.20	-60.53	Peak	
3 *	5786.0000	62.62	40.86	103.48	122.20	-18.72	Peak	
4	5850.0000	20.97	41.01	61.98	122.20	-60.22	Peak	
5	5860.0000	21.57	41.03	62.60	109.40	-46.80	Peak	

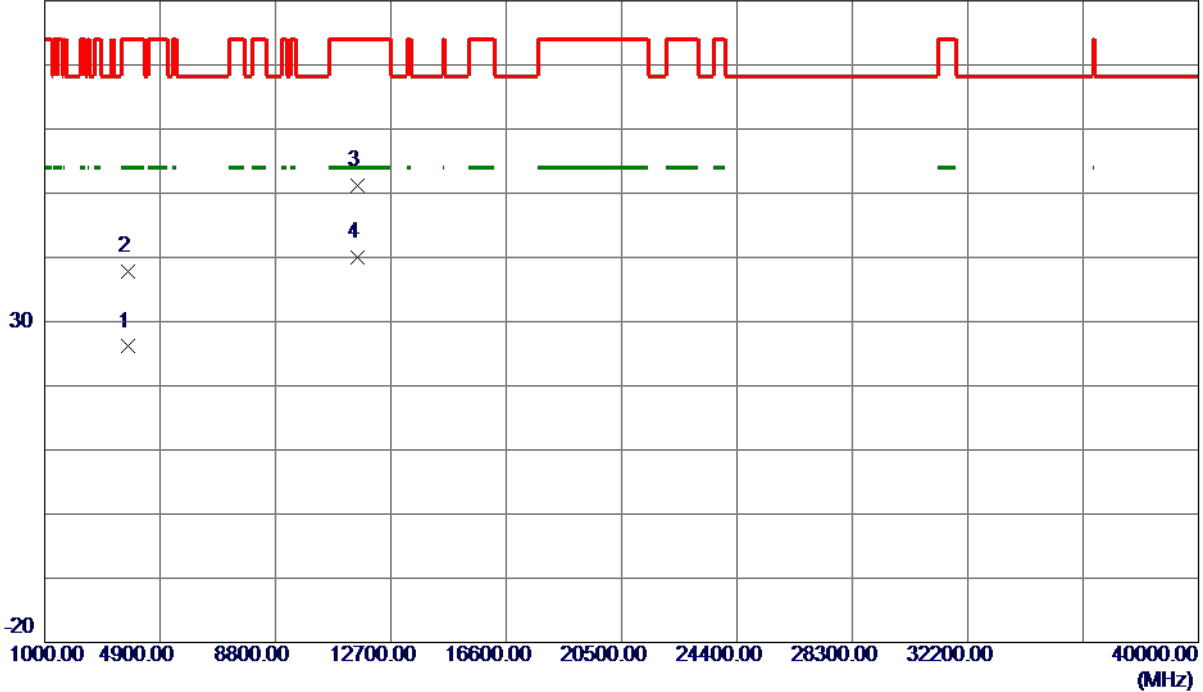
REMARKS:

- (1) Measurement Value = Reading Level + Correct Factor.
- (2) Margin Level = Measurement Value - Limit Value.

Orthogonal Axis	X
Test Mode	UNII-3_TX AC (VHT20) Mode 5785 MHz

Vertical

80 dBuV/m



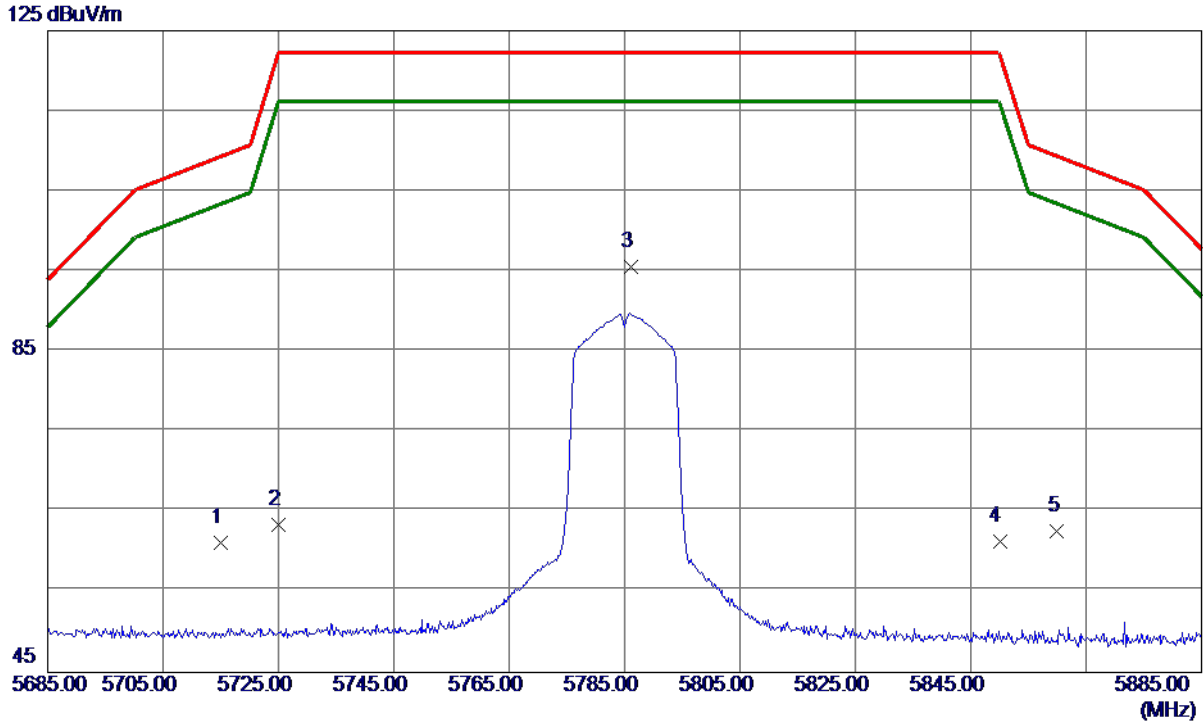
No.	Freq. MHz	Reading Level dBuV/m	Correct Factor dB	Measure ment dBuV/m	Limit dBuV/m	Margin dB	Detector	Comment
1	3810.8670	38.55	-12.45	26.10	54.00	-27.90	AVG	
2	3823.3670	50.19	-12.41	37.78	74.00	-36.22	Peak	
3	11562.2000	47.34	3.80	51.14	74.00	-22.86	Peak	
4 *	11569.8000	36.18	3.80	39.98	54.00	-14.02	AVG	

REMARKS:

- (1) Measurement Value = Reading Level + Correct Factor.
- (2) Margin Level = Measurement Value - Limit Value.

Orthogonal Axis	X
Test Mode	UNII-3_TX AC (VHT20) Mode 5785 MHz

Horizontal



No.	Freq. MHz	Reading Level dBuV/m	Correct Factor dB	Measurement dBuV/m	Limit dBuV/m	Margin dB	Detector	Comment
1	5715.0000	20.48	40.69	61.17	109.40	-48.23	Peak	
2	5725.0000	22.63	40.72	63.35	122.20	-58.85	Peak	
3 *	5786.2000	54.64	40.86	95.50	122.20	-26.70	Peak	
4	5850.0000	20.36	41.01	61.37	122.20	-60.83	Peak	
5	5860.0000	21.64	41.03	62.67	109.40	-46.73	Peak	

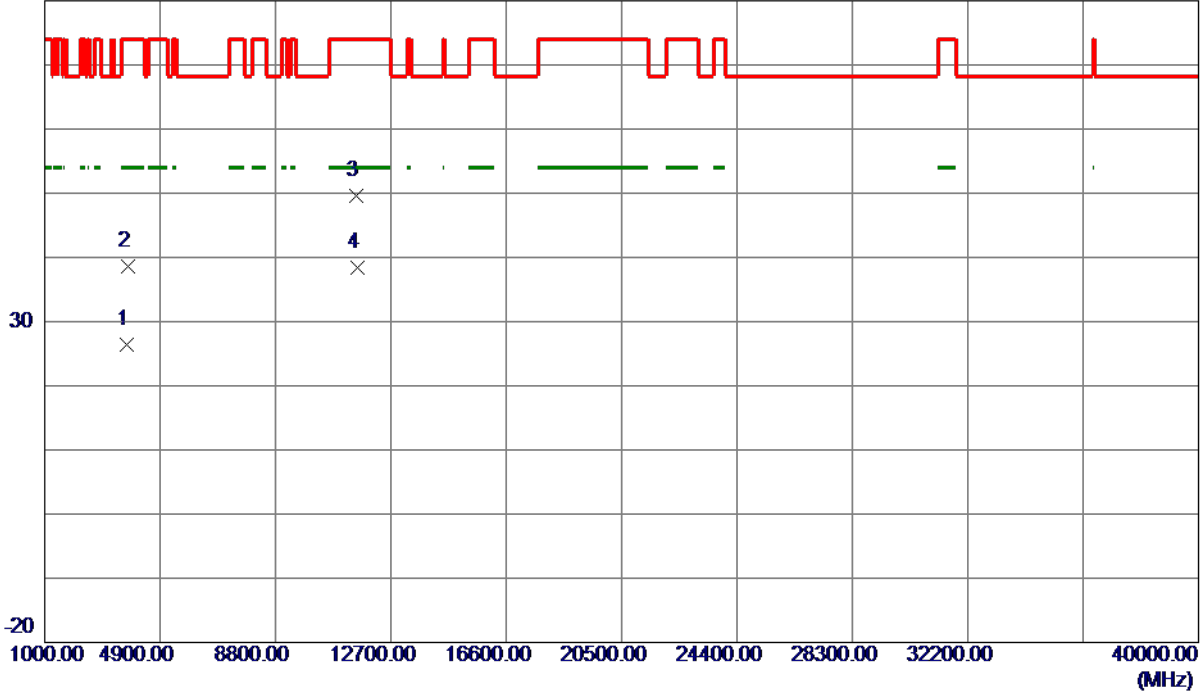
REMARKS:

- (1) Measurement Value = Reading Level + Correct Factor.
- (2) Margin Level = Measurement Value - Limit Value.

Orthogonal Axis	X
Test Mode	UNII-3_TX AC (VHT20) Mode 5785 MHz

Horizontal

80 dBuV/m



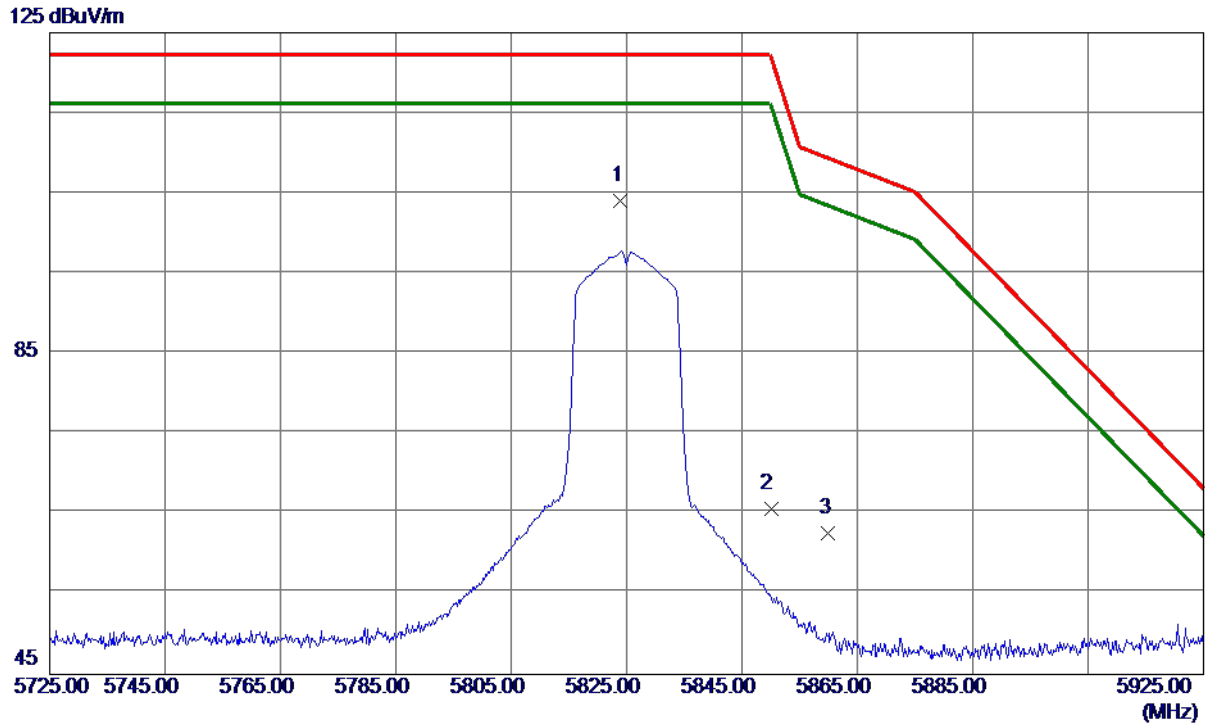
No.	Freq. MHz	Reading Level dBuV/m	Correct Factor dB	Measure ment dBuV/m	Limit dBuV/m	Margin dB	Detector	Comment
1	3764.1670	38.90	-12.59	26.31	54.00	-27.69	AVG	
2	3822.7670	50.97	-12.41	38.56	74.00	-35.44	Peak	
3	11535.7000	45.78	3.81	49.59	74.00	-24.41	Peak	
4 *	11570.8000	34.58	3.80	38.38	54.00	-15.62	AVG	

REMARKS:

- (1) Measurement Value = Reading Level + Correct Factor.
- (2) Margin Level = Measurement Value - Limit Value.

Orthogonal Axis	X
Test Mode	UNII-3_TX AC (VHT20) Mode 5825 MHz

Vertical



No.	Freq. MHz	Reading Level dBuV/m	Correct Factor dB	Measure ment dBuV/m	Limit dBuV/m	Margin dB	Detector	Comment
1 *	5824.0000	63.15	40.95	104.10	122.20	-18.10	Peak	
2	5850.0000	24.66	41.01	65.67	122.20	-56.53	Peak	
3	5860.0000	21.63	41.03	62.66	109.40	-46.74	Peak	

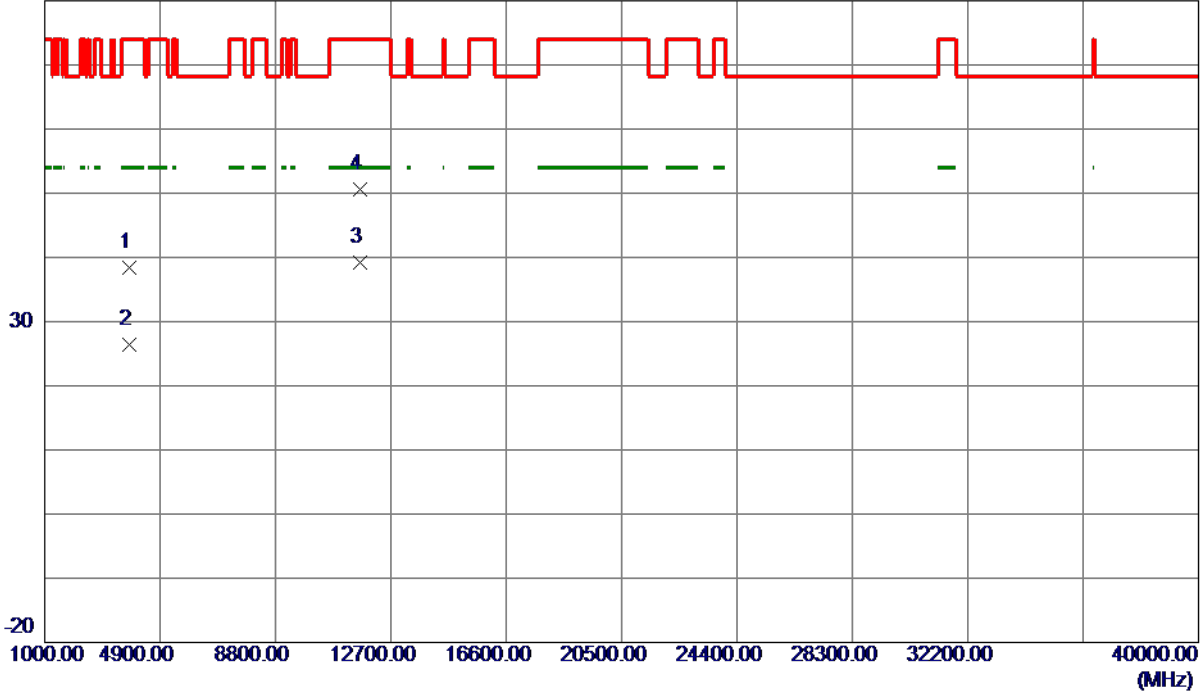
REMARKS:

- (1) Measurement Value = Reading Level + Correct Factor.
- (2) Margin Level = Measurement Value - Limit Value.

Orthogonal Axis	X
Test Mode	UNII-3_TX AC (VHT20) Mode 5825 MHz

Vertical

80 dBuV/m



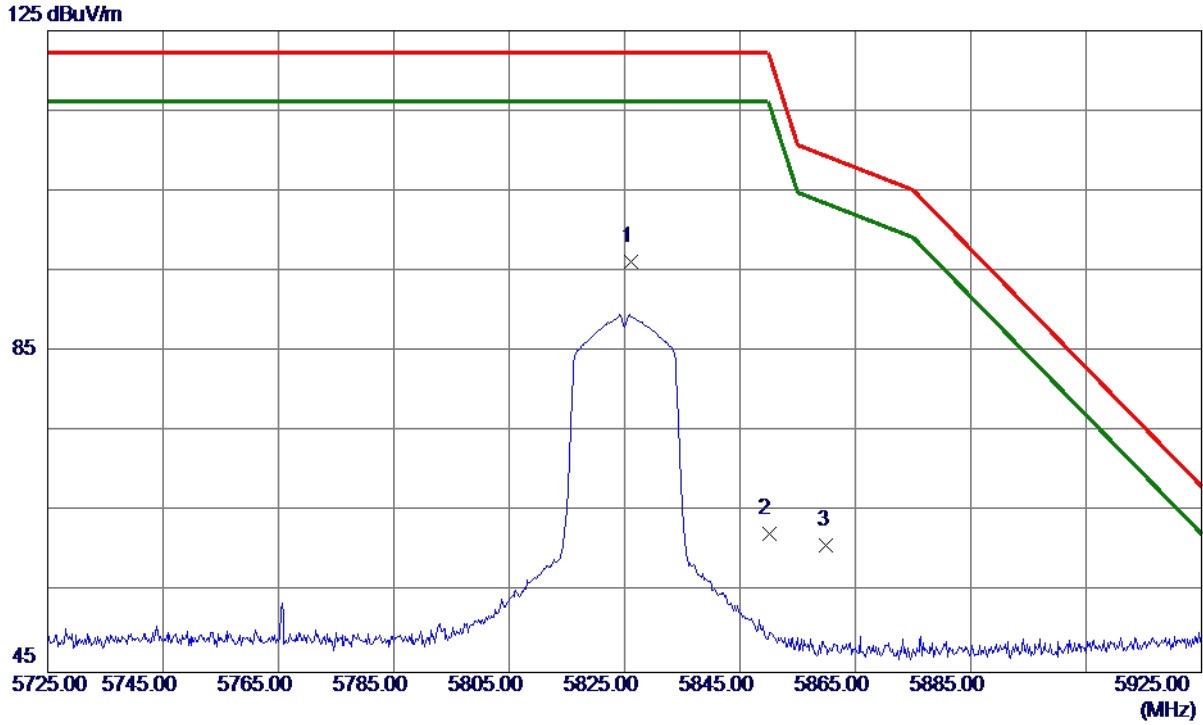
No.	Freq. MHz	Reading Level dBuV/m	Correct Factor dB	Measure ment dBuV/m	Limit dBuV/m	Margin dB	Detector	Comment
1	3865.1000	50.71	-12.29	38.42	74.00	-35.58	Peak	
2	3874.4000	38.59	-12.26	26.33	54.00	-27.67	AVG	
3 *	11650.4000	35.44	3.77	39.21	54.00	-14.79	AVG	
4	11658.6000	46.89	3.76	50.65	74.00	-23.35	Peak	

REMARKS:

- (1) Measurement Value = Reading Level + Correct Factor.
- (2) Margin Level = Measurement Value - Limit Value.

Orthogonal Axis	X
Test Mode	UNII-3_TX AC (VHT20) Mode 5825 MHz

Horizontal



No.	Freq. MHz	Reading Level dBuV/m	Correct Factor dB	Measure ment dBuV/m	Limit dBuV/m	Margin dB	Detector	Comment
1 *	5826.2000	55.17	40.95	96.12	122.20	-26.08	Peak	
2	5850.0000	21.27	41.01	62.28	122.20	-59.92	Peak	
3	5860.0000	19.81	41.03	60.84	109.40	-48.56	Peak	

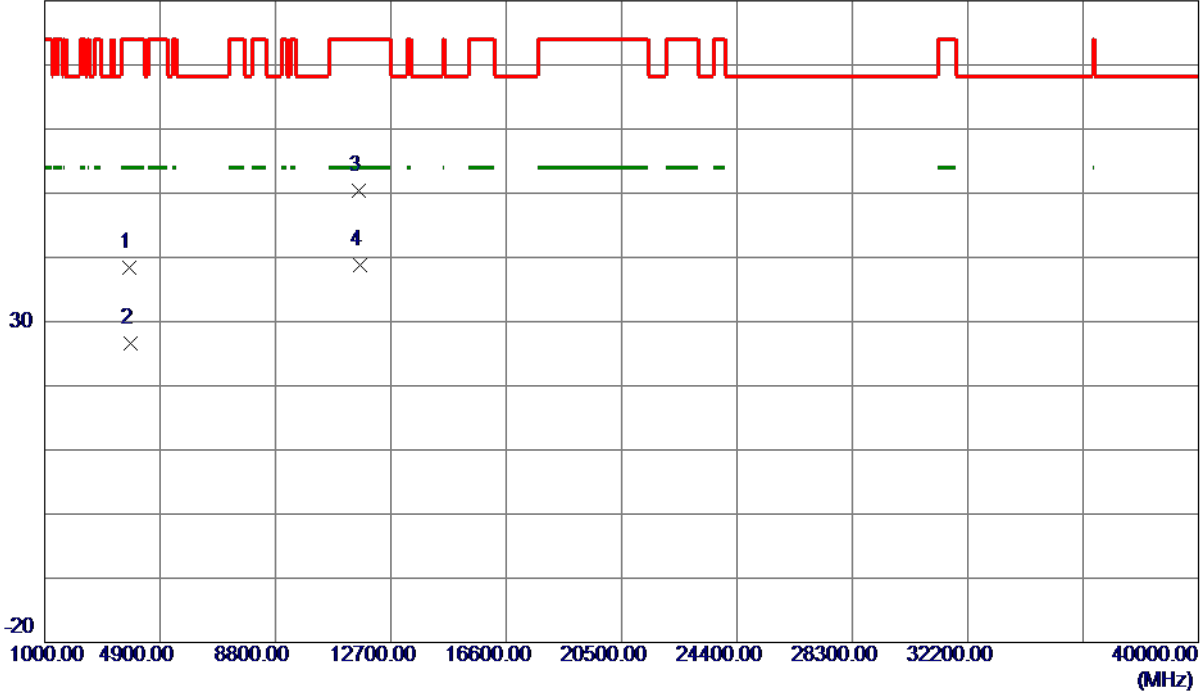
REMARKS:

- (1) Measurement Value = Reading Level + Correct Factor.
- (2) Margin Level = Measurement Value - Limit Value.

Orthogonal Axis	X
Test Mode	UNII-3_TX AC (VHT20) Mode 5825 MHz

Horizontal

80 dBuV/m



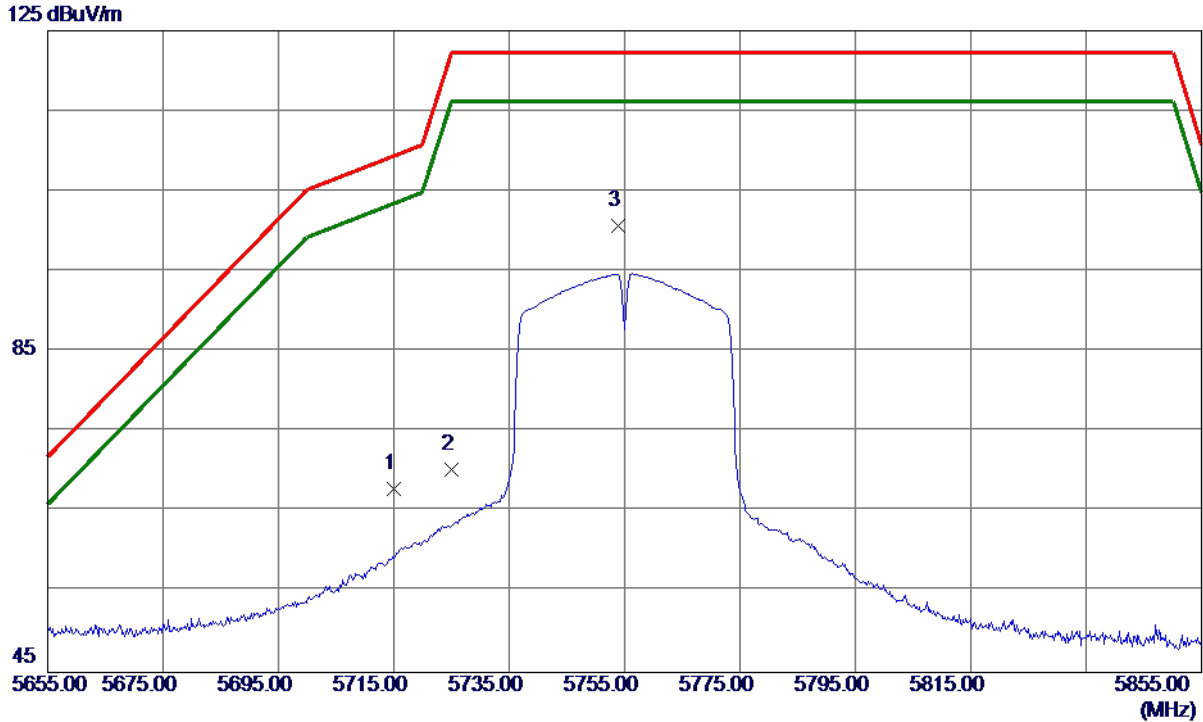
No.	Freq. MHz	Reading Level dBuV/m	Correct Factor dB	Measure ment dBuV/m	Limit dBuV/m	Margin dB	Detector	Comment
1	3877.1000	50.62	-12.25	38.37	74.00	-35.63	Peak	
2	3912.5000	38.71	-12.15	26.56	54.00	-27.44	AVG	
3	11604.8000	46.65	3.79	50.44	74.00	-23.56	Peak	
4 *	11655.6000	34.96	3.76	38.72	54.00	-15.28	AVG	

REMARKS:

- (1) Measurement Value = Reading Level + Correct Factor.
- (2) Margin Level = Measurement Value - Limit Value.

Orthogonal Axis	X
Test Mode	UNII-3_TX AC (VHT40) Mode 5755 MHz

Vertical



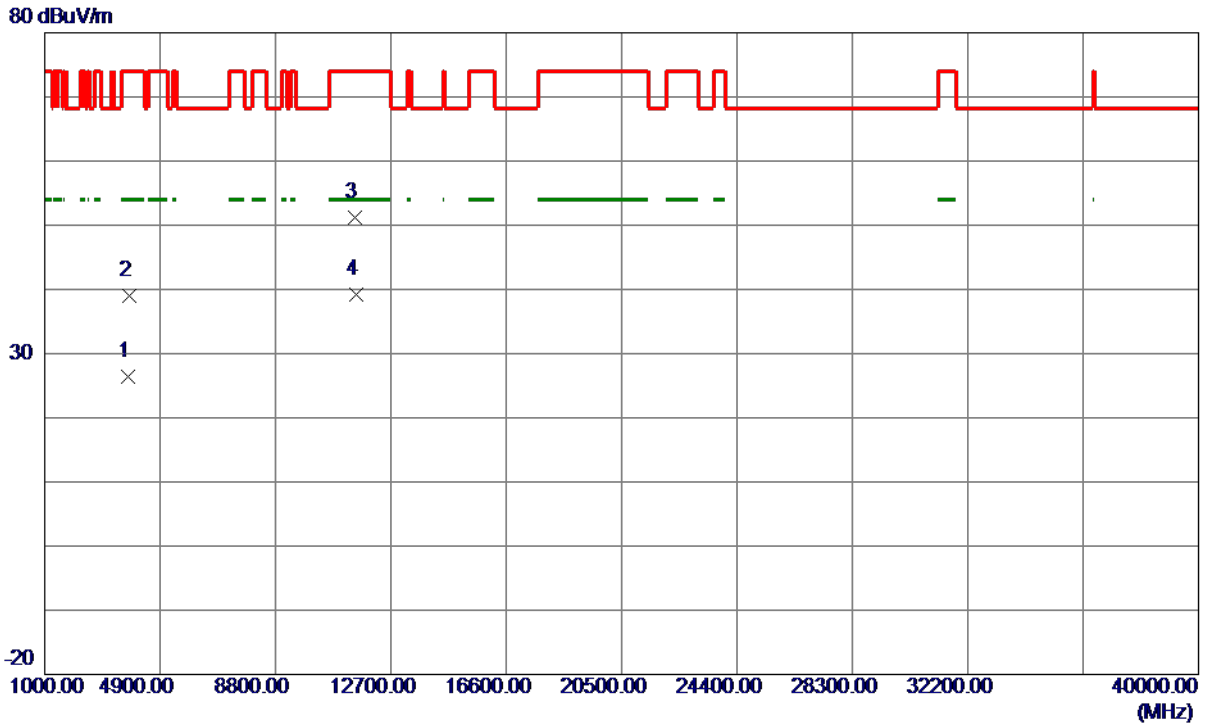
No.	Freq. MHz	Reading Level dBuV/m	Correct Factor dB	Measure ment dBuV/m	Limit dBuV/m	Margin dB	Detector	Comment
1	5715.0000	27.13	40.69	67.82	109.40	-41.58	Peak	
2	5725.0000	29.60	40.72	70.32	122.20	-51.88	Peak	
3 *	5753.8000	59.93	40.78	100.71	122.20	-21.49	Peak	

REMARKS:

- (1) Measurement Value = Reading Level + Correct Factor.
- (2) Margin Level = Measurement Value - Limit Value.

Orthogonal Axis	X
Test Mode	UNII-3_TX AC (VHT40) Mode 5755 MHz

Vertical



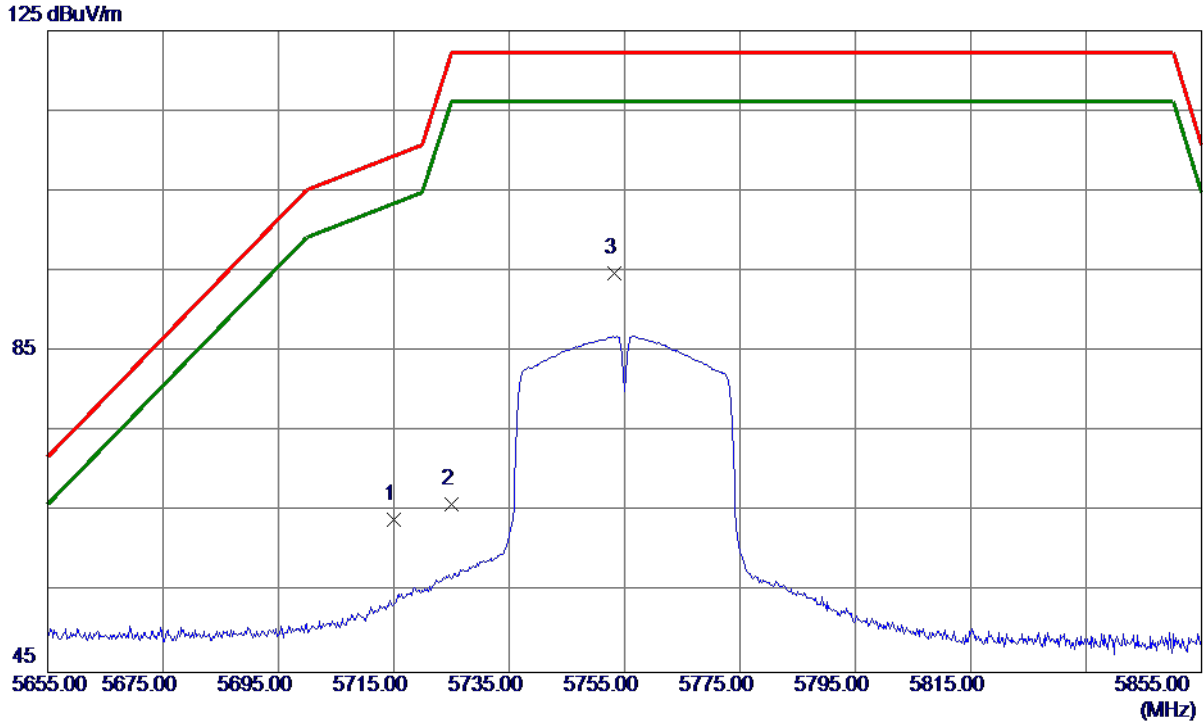
No.	Freq. MHz	Reading Level dBuV/m	Correct Factor dB	Measure ment dBuV/m	Limit dBuV/m	Margin dB	Detector	Comment
1	3800.3670	38.85	-12.48	26.37	54.00	-27.63	AVG	
2	3851.3670	51.35	-12.33	39.02	74.00	-34.98	Peak	
3	11500.7000	47.44	3.83	51.27	74.00	-22.73	Peak	
4 *	11509.9000	35.44	3.83	39.27	54.00	-14.73	AVG	

REMARKS:

- (1) Measurement Value = Reading Level + Correct Factor.
- (2) Margin Level = Measurement Value - Limit Value.

Orthogonal Axis	X
Test Mode	UNII-3_TX AC (VHT40) Mode 5755 MHz

Horizontal



No.	Freq. MHz	Reading Level dBuV/m	Correct Factor dB	Measure ment dBuV/m	Limit dBuV/m	Margin dB	Detector	Comment
1	5715.0000	23.42	40.69	64.11	109.40	-45.29	Peak	
2	5725.0000	25.25	40.72	65.97	122.20	-56.23	Peak	
3 *	5753.2000	53.90	40.78	94.68	122.20	-27.52	Peak	

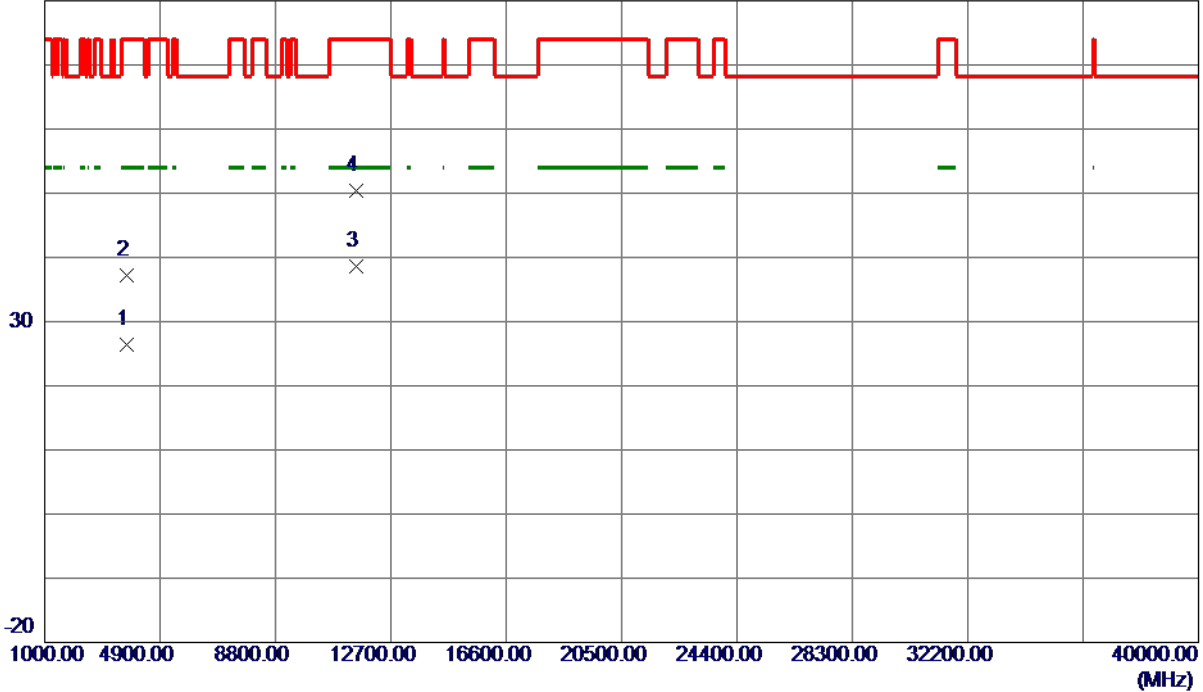
REMARKS:

- (1) Measurement Value = Reading Level + Correct Factor.
- (2) Margin Level = Measurement Value - Limit Value.

Orthogonal Axis	X
Test Mode	UNII-3_TX AC (VHT40) Mode 5755 MHz

Horizontal

80 dBuV/m



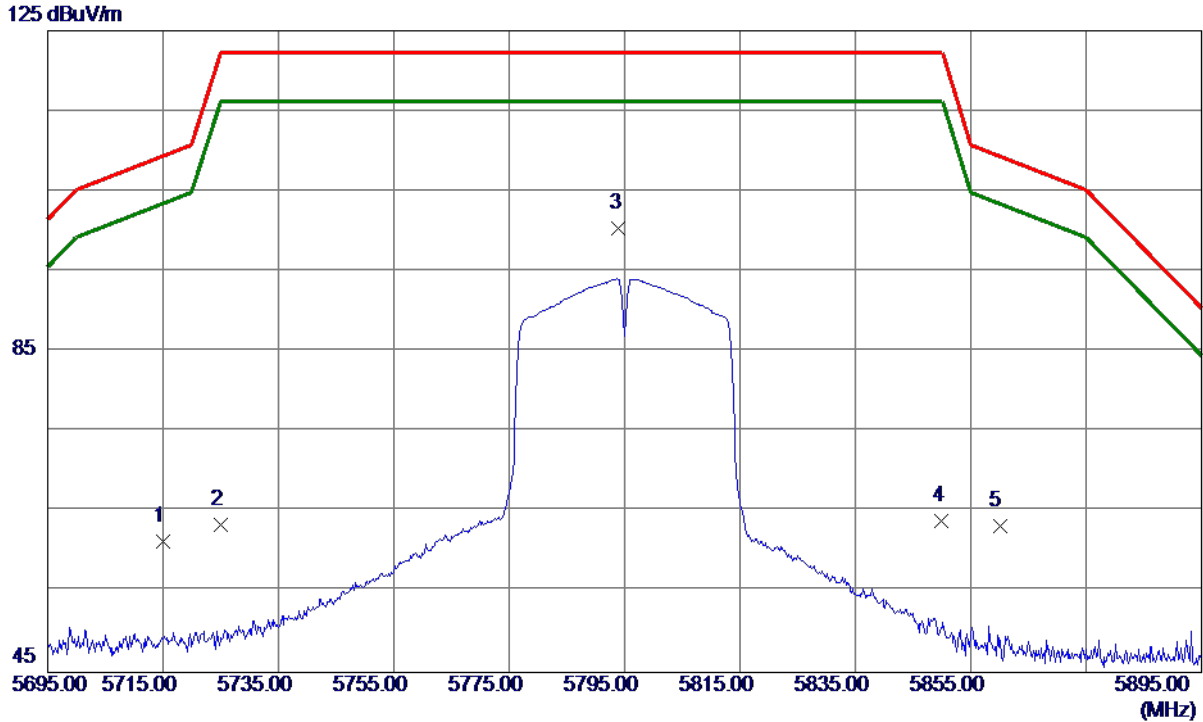
No.	Freq. MHz	Reading Level dBuV/m	Correct Factor dB	Measure ment dBuV/m	Limit dBuV/m	Margin dB	Detector	Comment
1	3787.1670	38.83	-12.52	26.31	54.00	-27.69	AVG	
2	3791.4670	49.70	-12.51	37.19	74.00	-36.81	Peak	
3 *	11516.4000	34.82	3.82	38.64	54.00	-15.36	AVG	
4	11529.6000	46.53	3.82	50.35	74.00	-23.65	Peak	

REMARKS:

- (1) Measurement Value = Reading Level + Correct Factor.
- (2) Margin Level = Measurement Value - Limit Value.

Orthogonal Axis	X
Test Mode	UNII-3_TX AC (VHT40) Mode 5795 MHz

Vertical



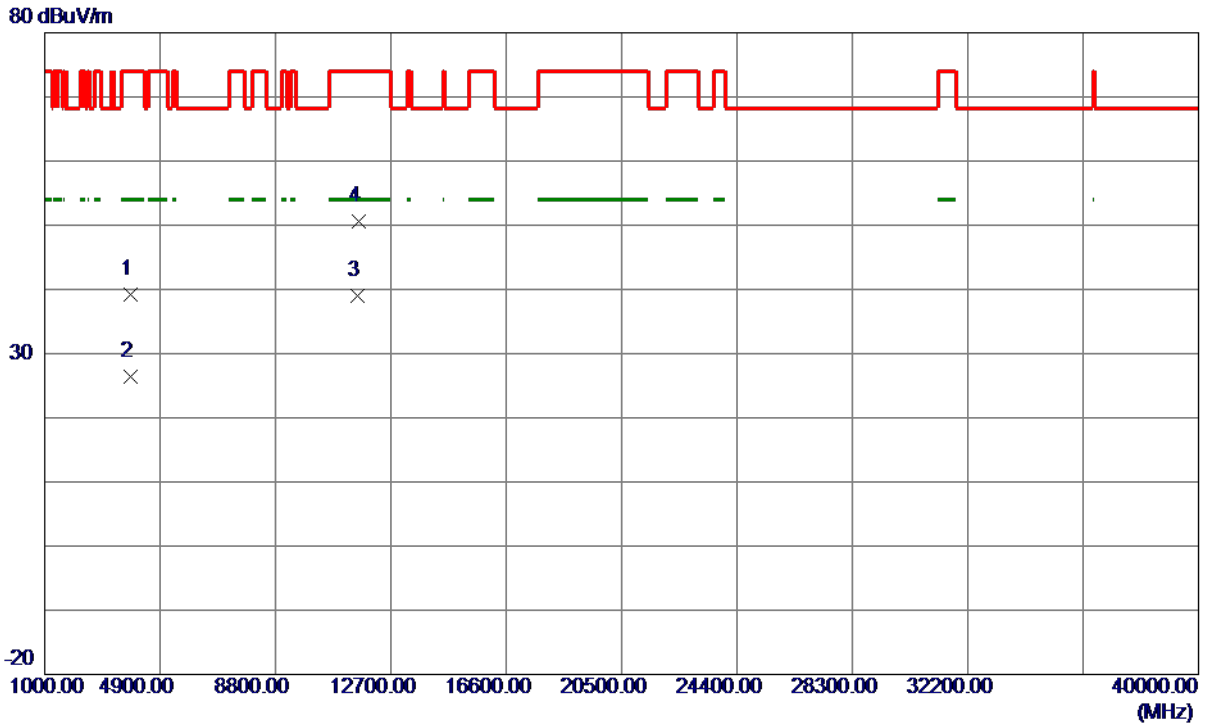
No.	Freq. MHz	Reading Level dBuV/m	Correct Factor dB	Measure ment dBuV/m	Limit dBuV/m	Margin dB	Detector	Comment
1	5715.0000	20.60	40.69	61.29	109.40	-48.11	Peak	
2	5725.0000	22.73	40.72	63.45	122.20	-58.75	Peak	
3 *	5794.0000	59.45	40.88	100.33	122.20	-21.87	Peak	
4	5850.0000	22.85	41.01	63.86	122.20	-58.34	Peak	
5	5860.0000	22.14	41.03	63.17	109.40	-46.23	Peak	

REMARKS:

- (1) Measurement Value = Reading Level + Correct Factor.
- (2) Margin Level = Measurement Value - Limit Value.

Orthogonal Axis	X
Test Mode	UNII-3_TX AC (VHT40) Mode 5795 MHz

Vertical



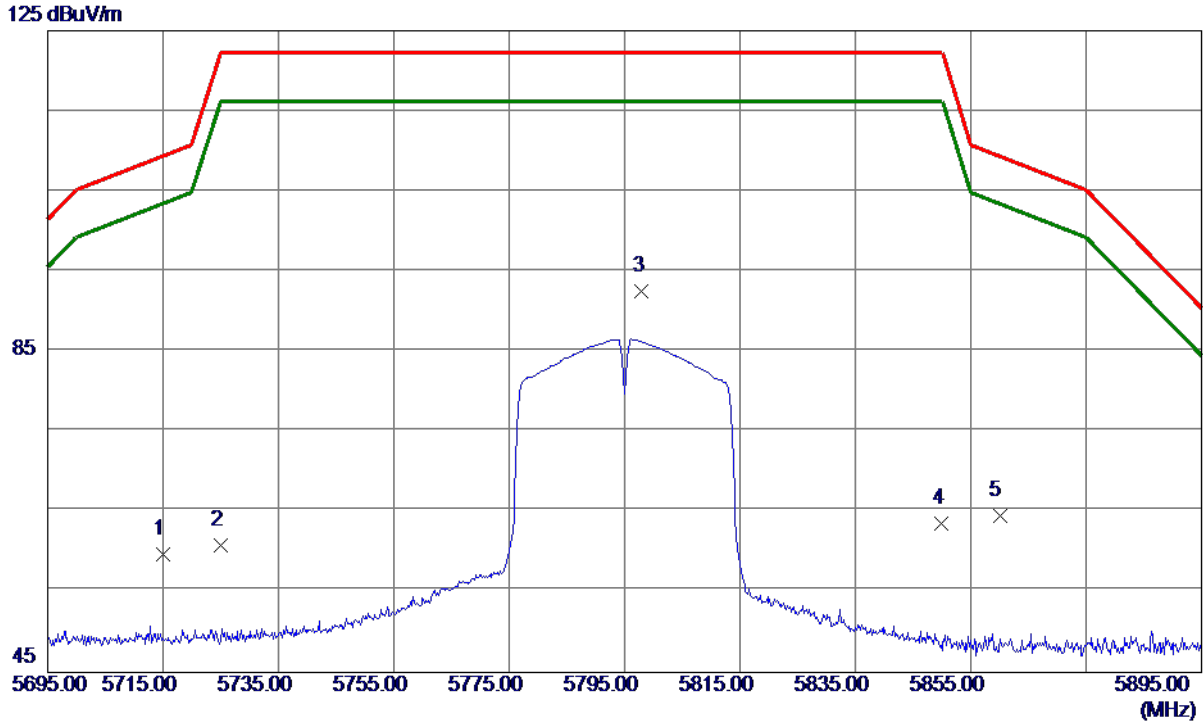
No.	Freq. MHz	Reading Level dBuV/m	Correct Factor dB	Measure ment dBuV/m	Limit dBuV/m	Margin dB	Detector	Comment
1	3899.1330	51.32	-12.19	39.13	74.00	-34.87	Peak	
2	3902.5330	38.51	-12.18	26.33	54.00	-27.67	AVG	
3 *	11588.7000	35.21	3.79	39.00	54.00	-15.00	AVG	
4	11635.5000	46.76	3.77	50.53	74.00	-23.47	Peak	

REMARKS:

- (1) Measurement Value = Reading Level + Correct Factor.
- (2) Margin Level = Measurement Value - Limit Value.

Orthogonal Axis	X
Test Mode	UNII-3_TX AC (VHT40) Mode 5795 MHz

Horizontal



No.	Freq. MHz	Reading Level dBuV/m	Correct Factor dB	Measure ment dBuV/m	Limit dBuV/m	Margin dB	Detector	Comment
1	5715.0000	19.10	40.69	59.79	109.40	-49.61	Peak	
2	5725.0000	20.05	40.72	60.77	122.20	-61.43	Peak	
3 *	5798.0000	51.61	40.89	92.50	122.20	-29.70	Peak	
4	5850.0000	22.49	41.01	63.50	122.20	-58.70	Peak	
5	5860.0000	23.48	41.03	64.51	109.40	-44.89	Peak	

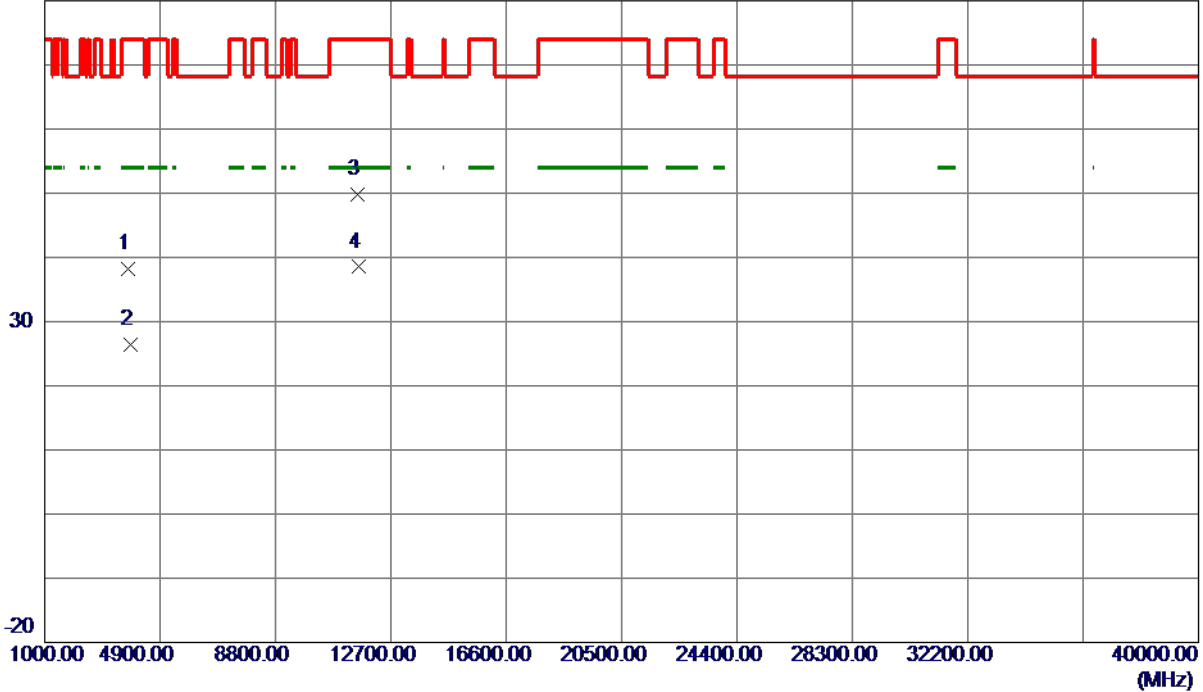
REMARKS:

- (1) Measurement Value = Reading Level + Correct Factor.
- (2) Margin Level = Measurement Value - Limit Value.

Orthogonal Axis	X
Test Mode	UNII-3_TX AC (VHT40) Mode 5795 MHz

Horizontal

80 dBuV/m



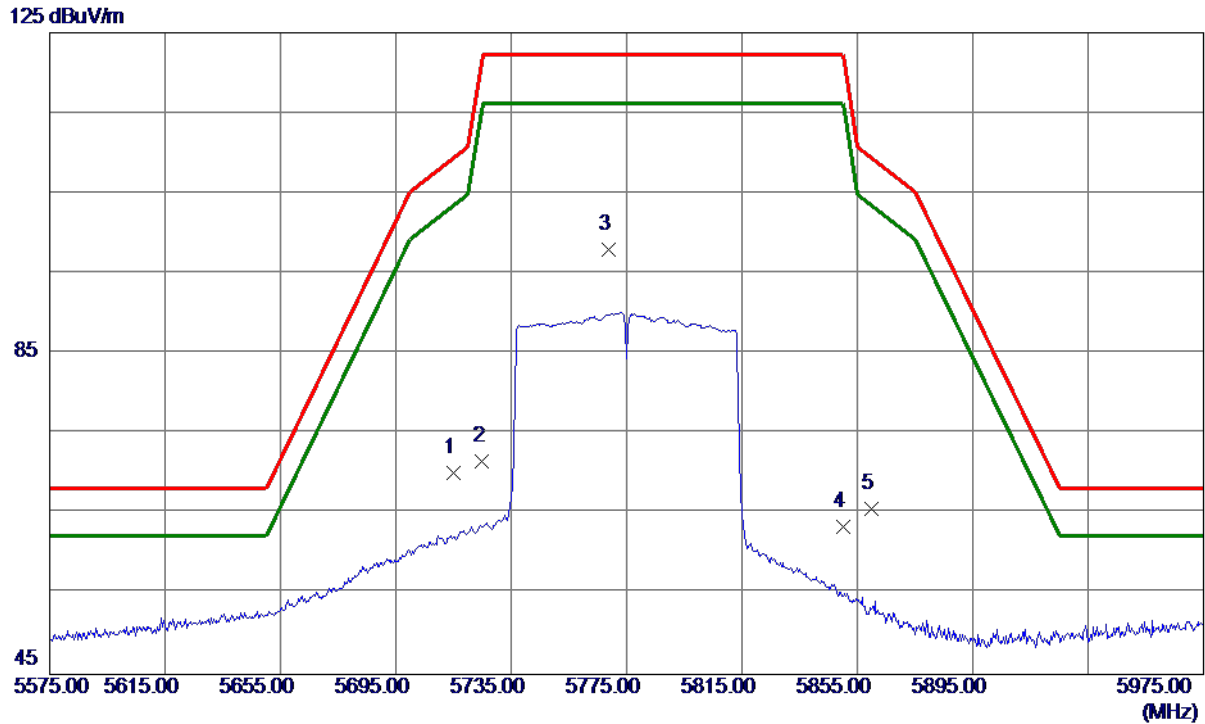
No.	Freq. MHz	Reading Level dBuV/m	Correct Factor dB	Measure ment dBuV/m	Limit dBuV/m	Margin dB	Detector	Comment
1	3820.9330	50.54	-12.42	38.12	74.00	-35.88	Peak	
2	3897.9330	38.60	-12.19	26.41	54.00	-27.59	AVG	
3	11593.5000	45.96	3.79	49.75	74.00	-24.25	Peak	
4 *	11600.0000	34.71	3.79	38.50	54.00	-15.50	AVG	

REMARKS:

- (1) Measurement Value = Reading Level + Correct Factor.
- (2) Margin Level = Measurement Value - Limit Value.

Orthogonal Axis	X
Test Mode	UNII-3_TX AC (VHT80) Mode 5775 MHz

Vertical



No.	Freq. MHz	Reading Level dBuV/m	Correct Factor dB	Measure ment dBuV/m	Limit dBuV/m	Margin dB	Detector	Comment
1	5715.0000	29.36	40.69	70.05	109.40	-39.35	Peak	
2	5725.0000	30.91	40.72	71.63	122.20	-50.57	Peak	
3 *	5768.6000	57.21	40.82	98.03	122.20	-24.17	Peak	
4	5850.0000	22.39	41.01	63.40	122.20	-58.80	Peak	
5	5860.0000	24.67	41.03	65.70	109.40	-43.70	Peak	

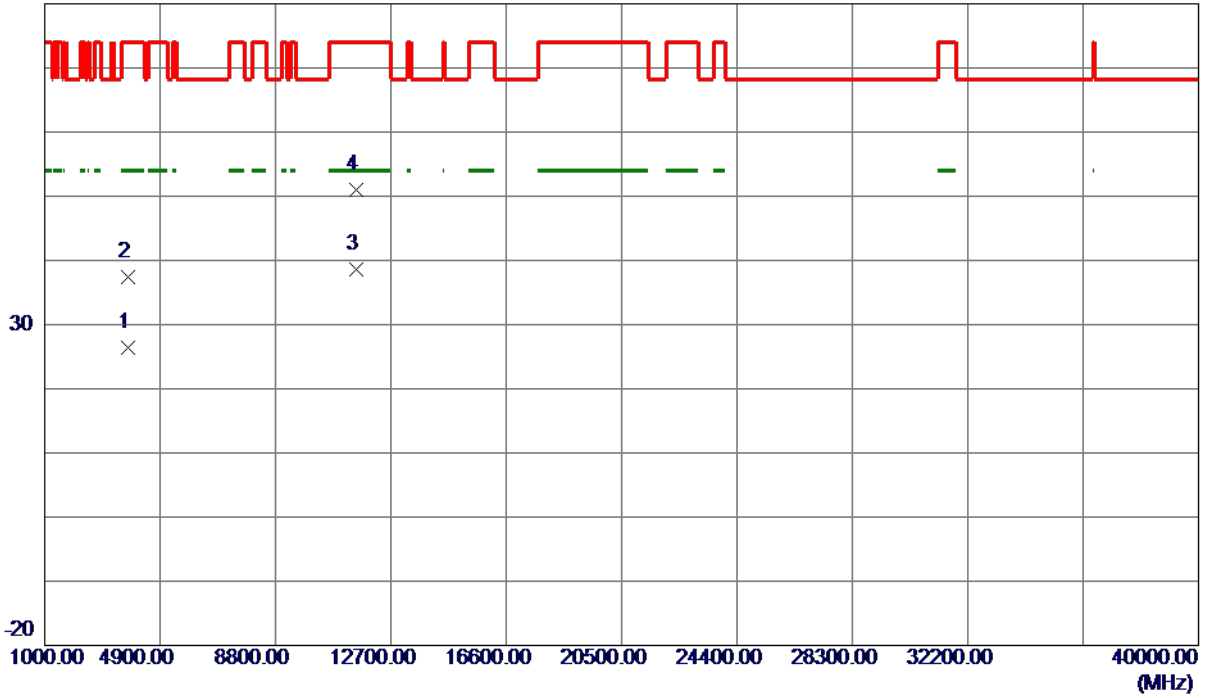
REMARKS:

- (1) Measurement Value = Reading Level + Correct Factor.
- (2) Margin Level = Measurement Value - Limit Value.

Orthogonal Axis	X
Test Mode	UNII-3_TX AC (VHT80) Mode 5775 MHz

Vertical

80 dBuV/m



No.	Freq. MHz	Reading Level dBuV/m	Correct Factor dB	Measure ment dBuV/m	Limit dBuV/m	Margin dB	Detector	Comment
1	3811.7000	38.76	-12.45	26.31	54.00	-27.69	AVG	
2	3825.0000	49.82	-12.41	37.41	74.00	-36.59	Peak	
3 *	11517.1000	34.87	3.82	38.69	54.00	-15.31	AVG	
4	11533.6000	47.09	3.82	50.91	74.00	-23.09	Peak	

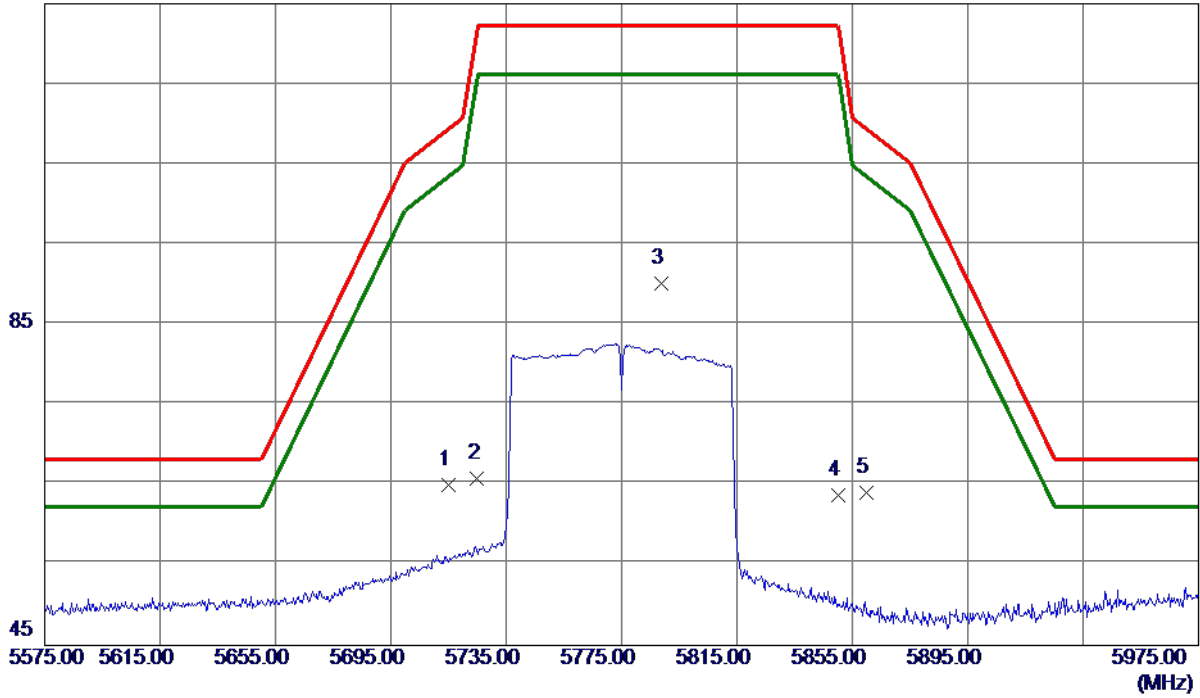
REMARKS:

- (1) Measurement Value = Reading Level + Correct Factor.
- (2) Margin Level = Measurement Value - Limit Value.

Orthogonal Axis	X
Test Mode	UNII-3_TX AC (VHT80) Mode 5775 MHz

Horizontal

125 dBuV/m



No.	Freq. MHz	Reading Level dBuV/m	Correct Factor dB	Measure ment dBuV/m	Limit dBuV/m	Margin dB	Detector	Comment
1	5715.0000	24.26	40.69	64.95	109.40	-44.45	Peak	
2	5725.0000	25.09	40.72	65.81	122.20	-56.39	Peak	
3 *	5788.6000	49.32	40.87	90.19	122.20	-32.01	Peak	
4	5850.0000	22.74	41.01	63.75	122.20	-58.45	Peak	
5	5860.0000	23.04	41.03	64.07	109.40	-45.33	Peak	

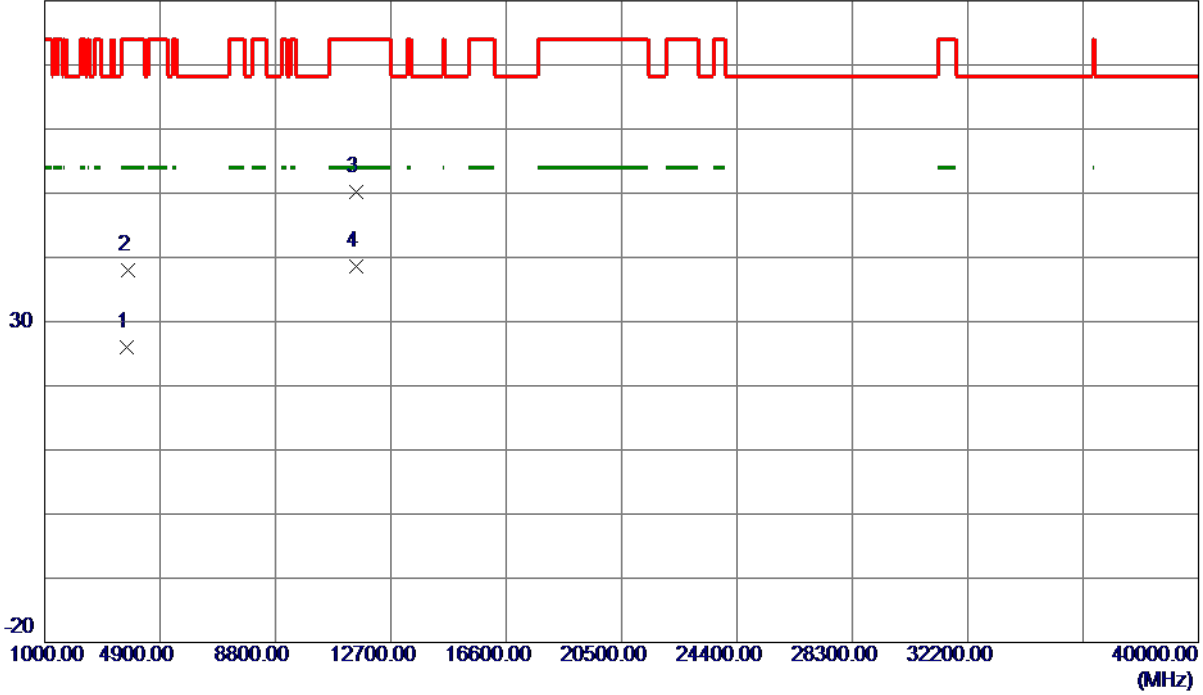
REMARKS:

- (1) Measurement Value = Reading Level + Correct Factor.
- (2) Margin Level = Measurement Value - Limit Value.

Orthogonal Axis	X
Test Mode	UNII-3_TX AC (VHT80) Mode 5775 MHz

Horizontal

80 dBuV/m



No.	Freq. MHz	Reading Level dBuV/m	Correct Factor dB	Measure ment dBuV/m	Limit dBuV/m	Margin dB	Detector	Comment
1	3764.6000	38.68	-12.59	26.09	54.00	-27.91	AVG	
2	3802.0000	50.48	-12.48	38.00	74.00	-36.00	Peak	
3	11515.8000	46.45	3.82	50.27	74.00	-23.73	Peak	
4 *	11517.0000	34.69	3.82	38.51	54.00	-15.49	AVG	

REMARKS:

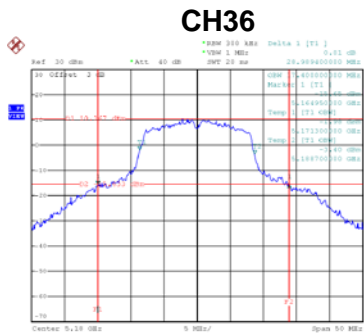
- (1) Measurement Value = Reading Level + Correct Factor.
- (2) Margin Level = Measurement Value - Limit Value.

APPENDIX E - BANDWIDTH

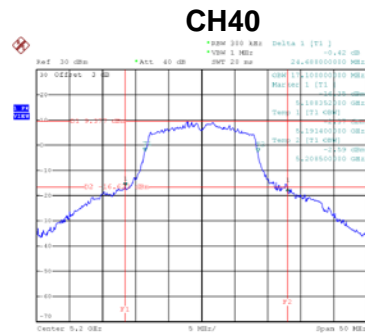
Non-Beamforming

Test Mode	UNII-1_TX A Mode
-----------	------------------

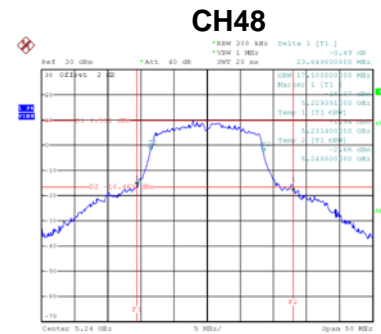
Channel	Frequency (MHz)	26 dB Bandwidth (MHz)	99 % Emission Bandwidth (MHz)
36	5180	28.99	17.40
40	5200	24.69	17.10
48	5240	23.65	17.10



Date: 5.JUL.2019 17:47:46



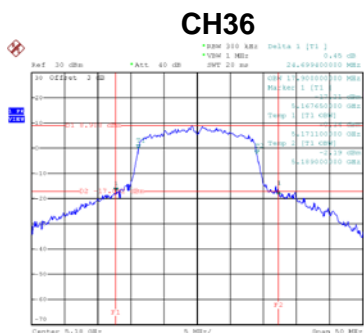
Date: 5.JUL.2019 17:49:19



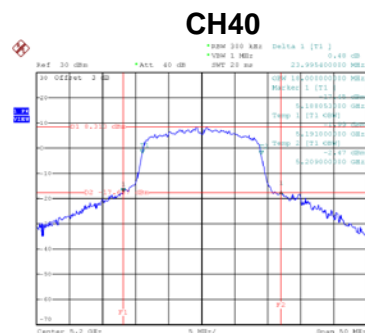
Date: 5.JUL.2019 17:50:32

Test Mode	UNII-1_TX N (HT20) Mode
-----------	-------------------------

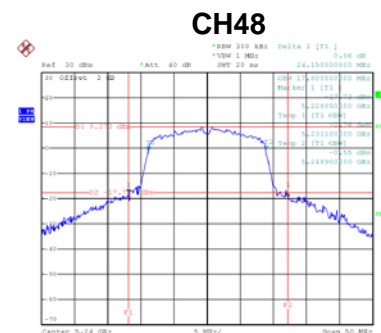
Channel	Frequency (MHz)	26 dB Bandwidth (MHz)	99 % Emission Bandwidth (MHz)
36	5180	24.70	17.90
40	5200	24.00	18.00
48	5240	24.15	17.80



Date: 6.JUL.2019 10:25:49



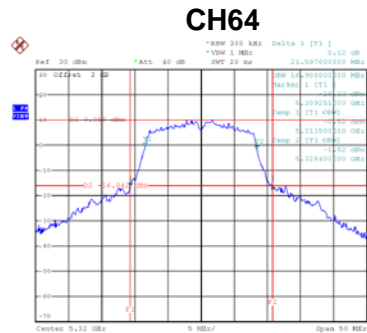
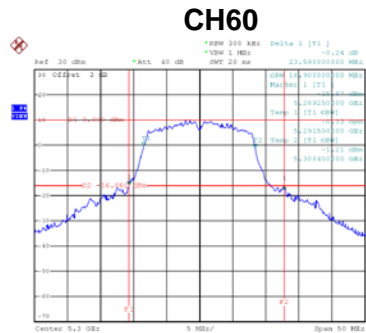
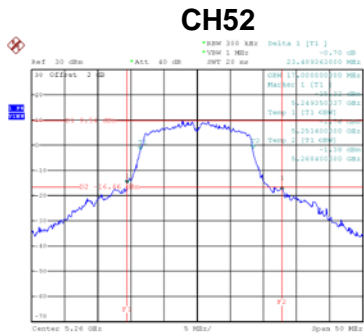
Date: 6.JUL.2019 10:27:55



Date: 6.JUL.2019 10:29:04

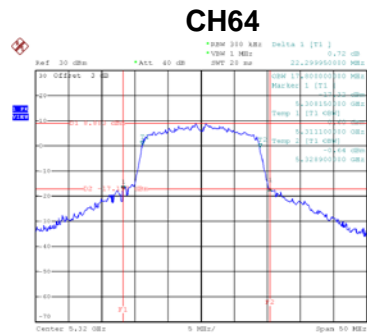
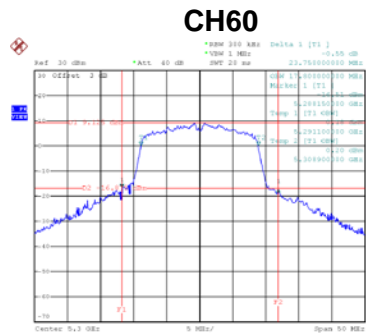
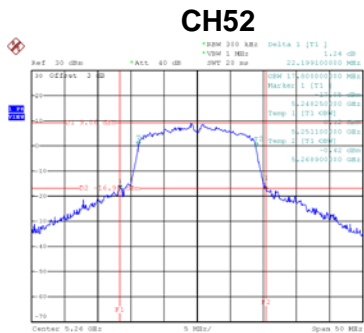
Test Mode	UNII-2A_TX A Mode
-----------	-------------------

Channel	Frequency (MHz)	26 dB Bandwidth (MHz)	99 % Emission Bandwidth (MHz)
52	5260	23.49	17.00
60	5300	23.59	16.90
64	5320	21.60	16.90



Test Mode	UNII-2A_TX N (HT20) Mode
-----------	--------------------------

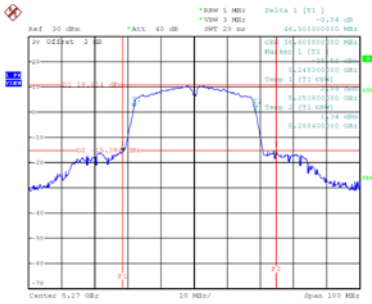
Channel	Frequency (MHz)	26 dB Bandwidth (MHz)	99 % Emission Bandwidth (MHz)
52	5260	22.20	17.80
60	5300	23.75	17.80
64	5320	22.30	17.80



Test Mode	UNII-2A_TX N (HT40) Mode
-----------	--------------------------

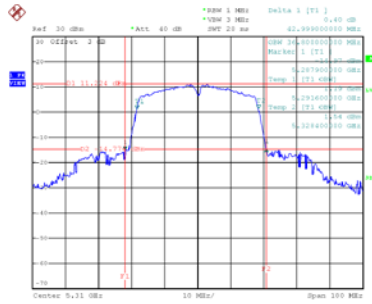
Channel	Frequency (MHz)	26 dB Bandwidth (MHz)	99 % Emission Bandwidth (MHz)
54	5270	46.50	36.60
62	5310	43.00	36.80

CH54



Date: 6.JUL.2019 10:58:38

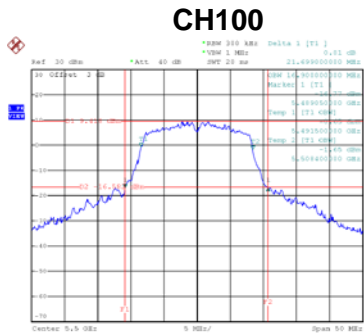
CH62



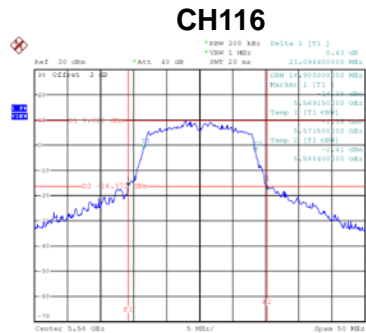
Date: 6.JUL.2019 11:02:01

Test Mode	UNII-2C_TX A Mode
-----------	-------------------

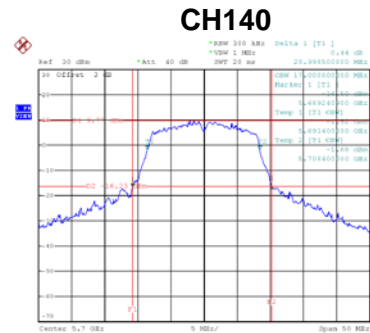
Channel	Frequency (MHz)	26 dB Bandwidth (MHz)	99 % Emission Bandwidth (MHz)
100	5500	21.70	16.90
116	5580	21.10	16.90
140	5700	21.00	17.00



Date: 5.JUL.2019 17:56:29



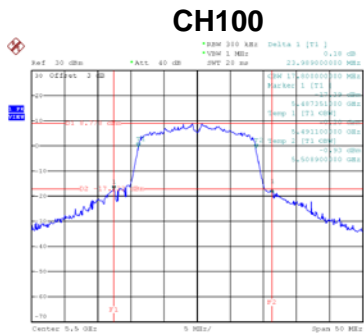
Date: 5.JUL.2019 17:57:46



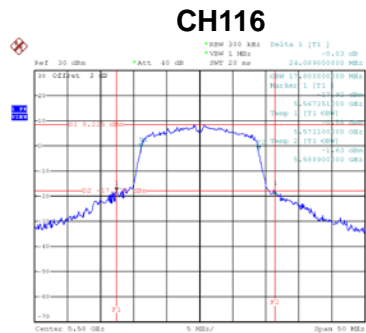
Date: 5.JUL.2019 17:58:53

Test Mode	UNII-2C_TX N (HT20) Mode
-----------	--------------------------

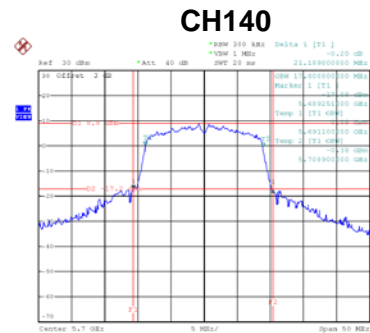
Channel	Frequency (MHz)	26 dB Bandwidth (MHz)	99 % Emission Bandwidth (MHz)
100	5500	23.99	17.80
116	5580	24.09	17.80
140	5700	21.19	17.80



Date: 6.JUL.2019 10:48:49



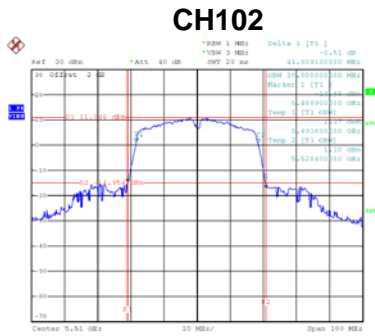
Date: 6.JUL.2019 10:47:40



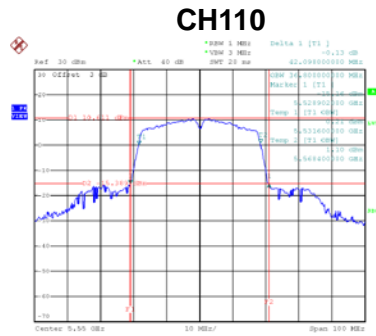
Date: 6.JUL.2019 10:46:31

Test Mode	UNII-2C_TX N (HT40) Mode
-----------	--------------------------

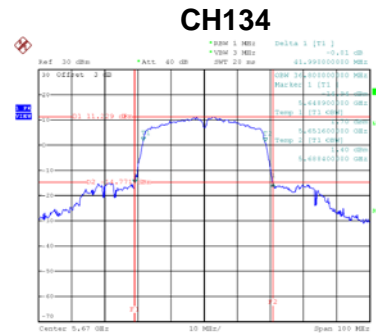
Channel	Frequency (MHz)	26 dB Bandwidth (MHz)	99 % Emission Bandwidth (MHz)
102	5510	41.81	36.80
110	5550	42.10	36.80
134	5670	41.99	36.80



Date: 6.JUL.2019 11:11:20



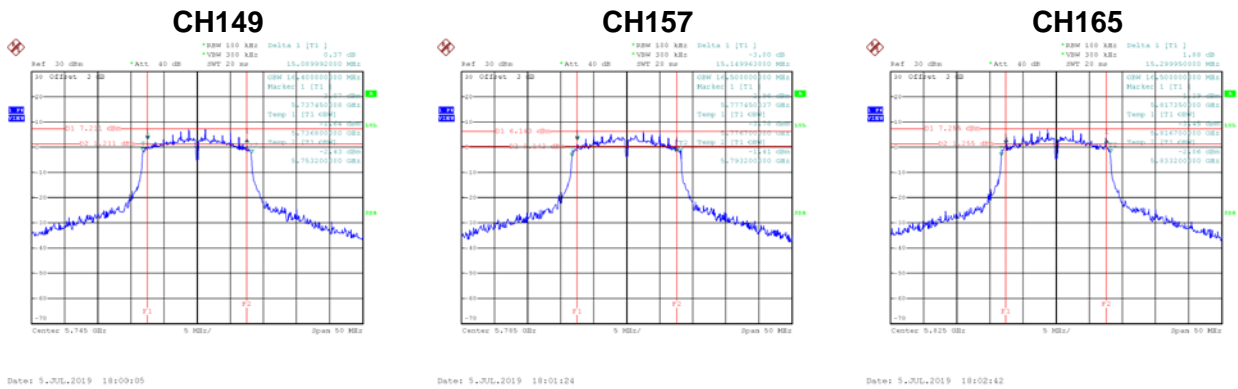
Date: 6.JUL.2019 11:14:08



Date: 6.JUL.2019 11:16:41

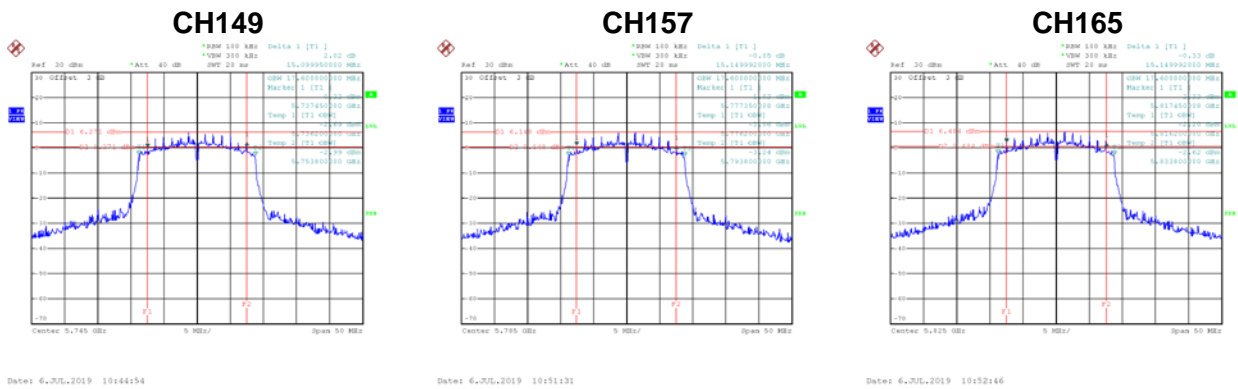
Test Mode	UNII-3_TX A Mode
-----------	------------------

Channel	Frequency (MHz)	6 dB Bandwidth (MHz)	99 % Emission Bandwidth (MHz)	6 dB Bandwidth Min. Limit (kHz)	Result
149	5745	15.09	16.40	500	Complies
157	5785	15.15	16.50	500	Complies
165	5825	15.30	16.50	500	Complies



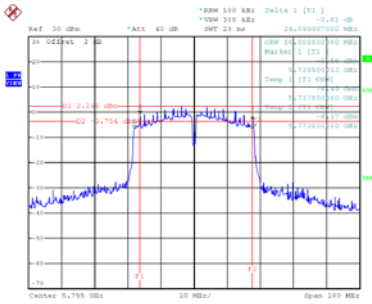
Test Mode	UNII-3_TX N (HT20) Mode
-----------	-------------------------

Channel	Frequency (MHz)	6 dB Bandwidth (MHz)	99 % Emission Bandwidth (MHz)	6 dB Bandwidth Min. Limit (kHz)	Result
149	5745	15.10	17.60	500	Complies
157	5785	15.15	17.60	500	Complies
165	5825	15.15	17.60	500	Complies

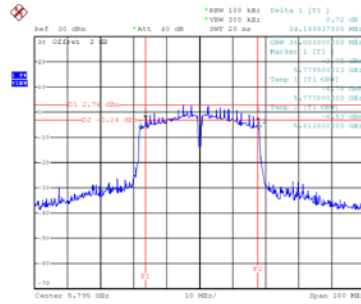


Test Mode	UNII-3_TX N (HT40) Mode
-----------	-------------------------

Channel	Frequency (MHz)	6 dB Bandwidth (MHz)	99 % Emission Bandwidth (MHz)	6 dB Bandwidth Min. Limit (kHz)	Result
151	5755	34.10	36.00	500	Complies
159	5795	34.20	36.00	500	Complies

CH151


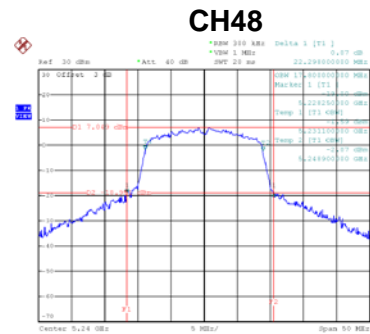
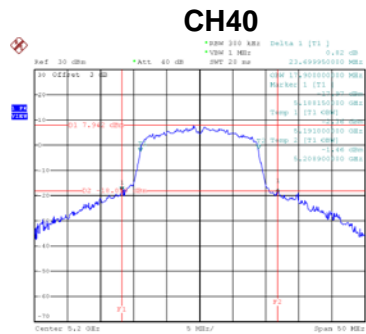
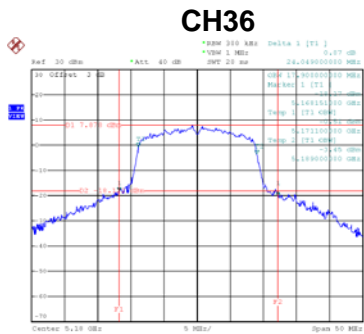
Date: 6.JUL.2019 11:19:00

CH159


Date: 6.JUL.2019 11:20:42

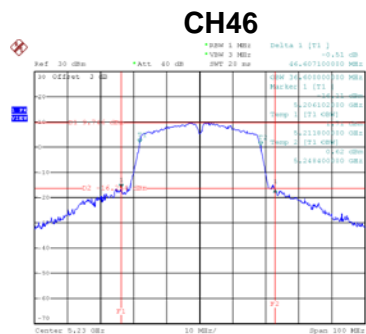
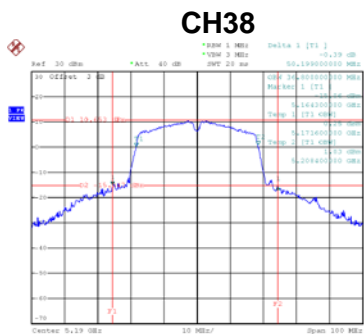
Test Mode	UNII-1_TX AC (VHT20) Mode
-----------	---------------------------

Channel	Frequency (MHz)	26 dB Bandwidth (MHz)	99 % Emission Bandwidth (MHz)
36	5180	24.05	17.90
40	5200	23.70	17.90
48	5240	22.30	17.80



Test Mode	UNII-1_TX AC (VHT40) Mode
-----------	---------------------------

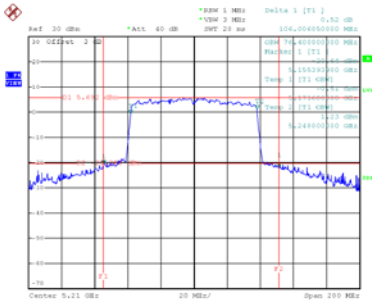
Channel	Frequency (MHz)	26 dB Bandwidth (MHz)	99 % Emission Bandwidth (MHz)
38	5190	50.20	36.80
46	5230	46.61	36.60



Test Mode	UNII-1_TX AC (VHT80)
-----------	----------------------

Channel	Frequency (MHz)	26 dB Bandwidth (MHz)	99 % Emission Bandwidth (MHz)
42	5210	106.01	76.40

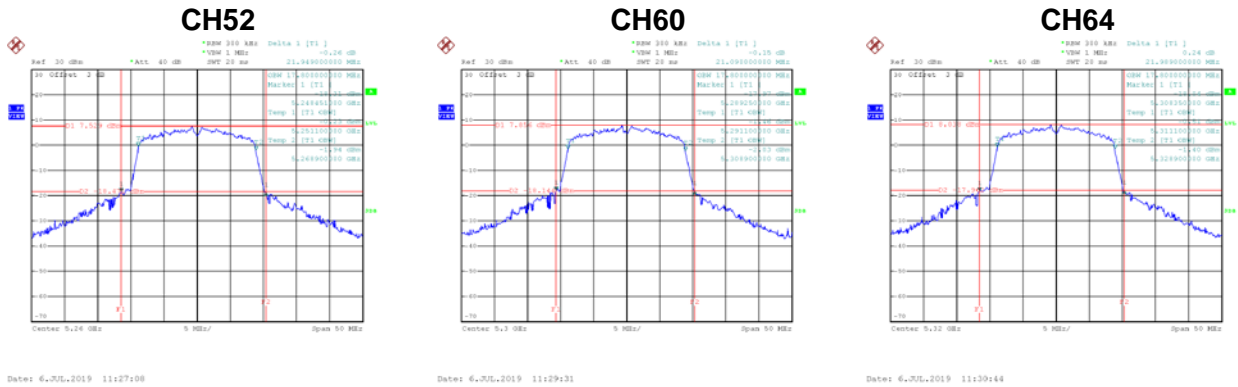
CH42



Date: 6-JUL-2019 12:06:07

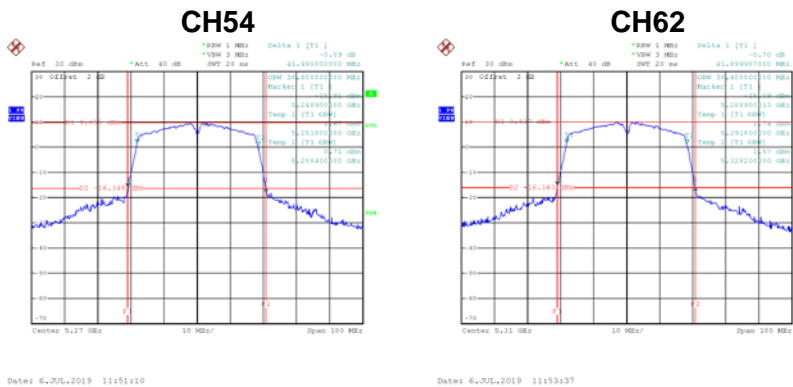
Test Mode	UNII-2A_TX AC (VHT20) Mode
-----------	----------------------------

Channel	Frequency (MHz)	26 dB Bandwidth (MHz)	99 % Emission Bandwidth (MHz)
52	5260	21.95	17.80
60	5300	21.09	17.80
64	5320	21.99	17.80



Test Mode	UNII-2A_TX AC (VHT40) Mode
-----------	----------------------------

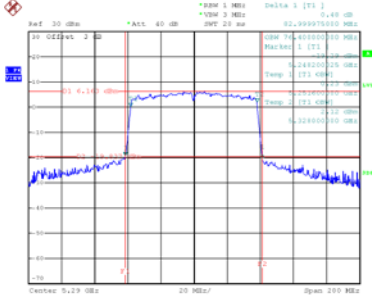
Channel	Frequency (MHz)	26 dB Bandwidth (MHz)	99 % Emission Bandwidth (MHz)
54	5270	41.99	36.60
62	5310	41.90	36.40



Test Mode	UNII-2A_TX AC (VHT80)
-----------	-----------------------

Channel	Frequency (MHz)	26 dB Bandwidth (MHz)	99 % Emission Bandwidth (MHz)
58	5290	83.00	76.40

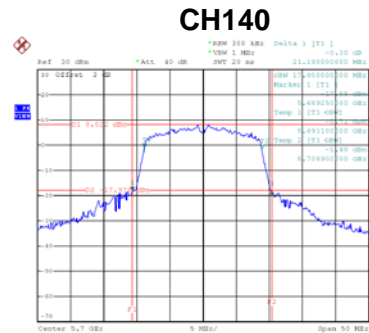
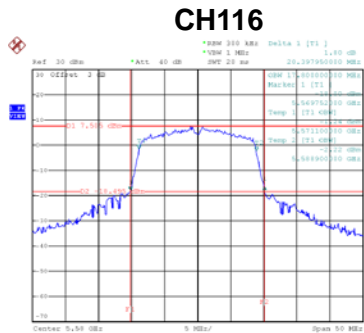
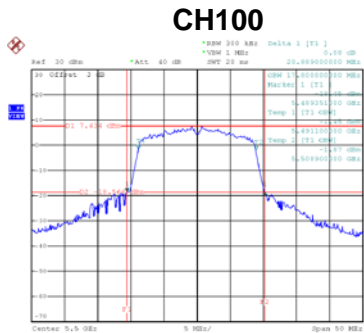
CH58



Date: 6-JUL-2019 12:07:54

Test Mode	UNII-2C_TX AC (VHT20) Mode
-----------	----------------------------

Channel	Frequency (MHz)	26 dB Bandwidth (MHz)	99 % Emission Bandwidth (MHz)
100	5500	20.89	17.80
116	5580	20.40	17.80
140	5700	21.19	17.80



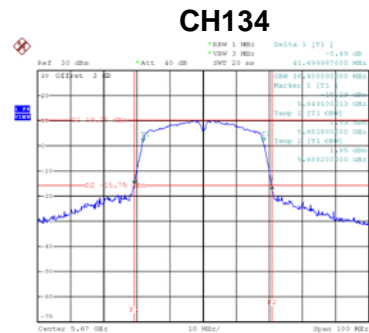
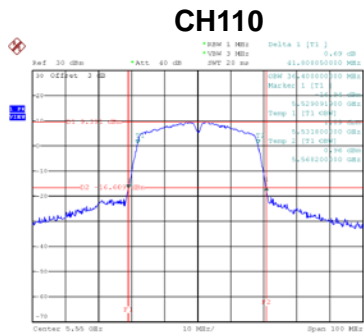
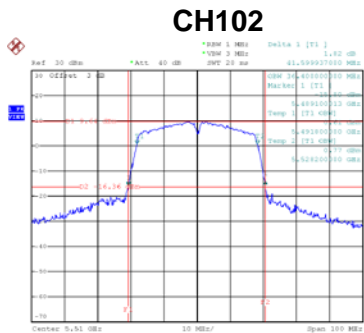
Date: 6.JUL.2019 11:32:04

Date: 6.JUL.2019 11:33:44

Date: 6.JUL.2019 11:35:11

Test Mode	UNII-2C_TX AC (VHT40) Mode
-----------	----------------------------

Channel	Frequency (MHz)	26 dB Bandwidth (MHz)	99 % Emission Bandwidth (MHz)
102	5510	41.60	36.40
110	5550	41.81	36.40
134	5670	41.70	36.40



Date: 6.JUL.2019 11:56:01

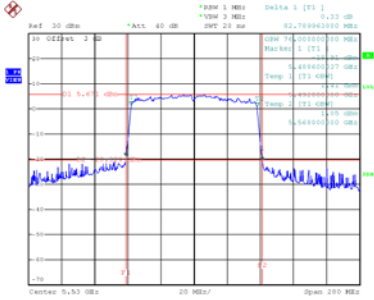
Date: 6.JUL.2019 11:58:13

Date: 6.JUL.2019 12:00:24

Test Mode	UNII-2C_TX AC (VHT80)
-----------	-----------------------

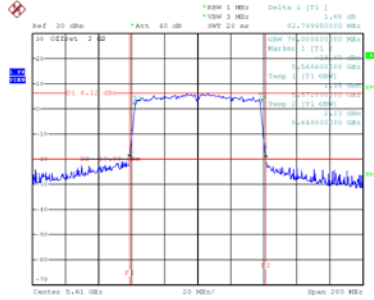
Channel	Frequency (MHz)	26 dB Bandwidth (MHz)	99 % Emission Bandwidth (MHz)
106	5530	82.79	76.00
122	5610	82.80	76.00

CH106



Date: 6.JUL.2019 12:10:45

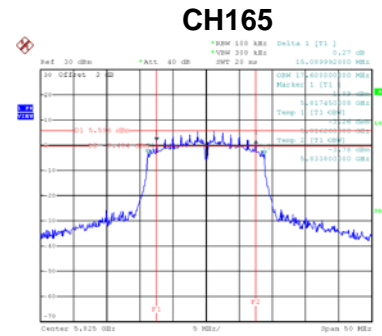
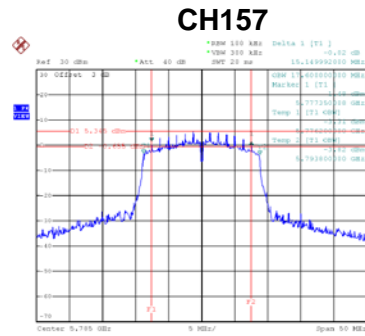
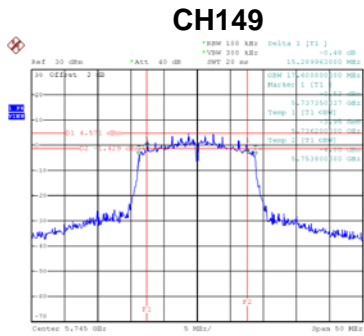
CH122



Date: 6.JUL.2019 12:13:49

Test Mode	UNII-3_TX AC (VHT20) Mode
-----------	---------------------------

Channel	Frequency (MHz)	6 dB Bandwidth (MHz)	99 % Emission Bandwidth (MHz)	6 dB Bandwidth Min. Limit (kHz)	Result
149	5745	15.29	17.60	500	Complies
157	5785	15.15	17.60	500	Complies
165	5825	15.09	17.60	500	Complies



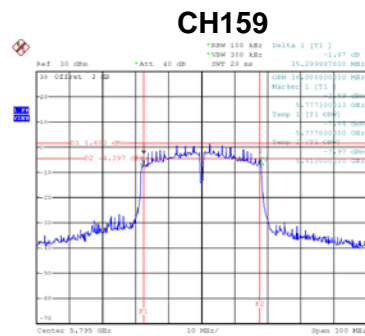
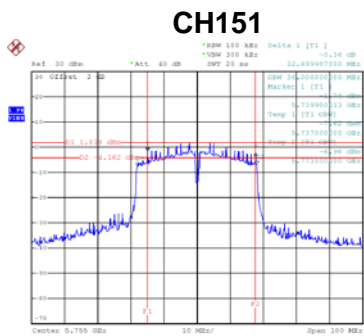
Date: 6.JUL.2019 11:36:32

Date: 6.JUL.2019 11:38:12

Date: 6.JUL.2019 11:39:48

Test Mode	UNII-3_TX AC (VHT40) Mode
-----------	---------------------------

Channel	Frequency (MHz)	6 dB Bandwidth (MHz)	99 % Emission Bandwidth (MHz)	6 dB Bandwidth Min. Limit (kHz)	Result
151	5755	32.70	36.00	500	Complies
159	5795	35.30	36.00	500	Complies



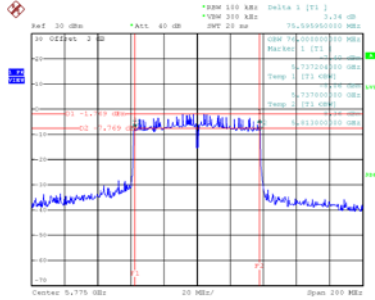
Date: 6.JUL.2019 12:02:03

Date: 6.JUL.2019 12:03:41

Test Mode	UNII-3_TX AC (VHT80)
-----------	----------------------

Channel	Frequency (MHz)	6 dB Bandwidth (MHz)	99 % Emission Bandwidth (MHz)	6 dB Bandwidth Min. Limit (kHz)	Result
155	5775	75.60	76.00	500	Complies

CH155



Date: 6-JUL-2019 12:15:26

APPENDIX F - CONDUCTED OUTPUT POWER

Test Mode	UNII-1_TX A Mode
-----------	------------------

Channel	Frequency (MHz)	Conducted Output Power (dBm)	Duty Factor	Conducted Output Power + Duty Factor (dBm)	Max. Limit (dBm)	Max. Limit (W)	Result
36	5180	16.05	0.11	16.16	24.00	0.25	Complies
40	5200	16.45	0.11	16.56	24.00	0.25	Complies
48	5240	16.67	0.11	16.78	24.00	0.25	Complies

Test Mode	UNII-1_TX N (HT20) Mode
-----------	-------------------------

Channel	Frequency (MHz)	Conducted Output Power (dBm)	Duty Factor	Conducted Output Power + Duty Factor (dBm)	Max. Limit (dBm)	Max. Limit (W)	Result
36	5180	15.35	0.13	15.48	24.00	0.25	Complies
40	5200	15.44	0.13	15.57	24.00	0.25	Complies
48	5240	15.64	0.13	15.77	24.00	0.25	Complies

Test Mode	UNII-1_TX N (HT40) Mode
-----------	-------------------------

Channel	Frequency (MHz)	Conducted Output Power (dBm)	Duty Factor	Conducted Output Power + Duty Factor (dBm)	Max. Limit (dBm)	Max. Limit (W)	Result
38	5190	11.60	0.23	11.83	24.00	0.25	Complies
46	5230	15.61	0.23	15.84	24.00	0.25	Complies

Test Mode	UNII-2A_TX A Mode
-----------	-------------------

Channel	Frequency (MHz)	Conducted Output Power (dBm)	Duty Factor	Conducted Output Power + Duty Factor (dBm)	Max. Limit (dBm)	Max. Limit (W)	Result
52	5260	16.71	0.11	16.82	24.00	0.25	Complies
60	5300	16.72	0.11	16.83	24.00	0.25	Complies
64	5320	16.46	0.11	16.57	24.00	0.25	Complies

Test Mode	UNII-2A_TX N (HT20) Mode
-----------	--------------------------

Channel	Frequency (MHz)	Conducted Output Power (dBm)	Duty Factor	Conducted Output Power + Duty Factor (dBm)	Max. Limit (dBm)	Max. Limit (W)	Result
52	5260	15.54	0.13	15.67	24.00	0.25	Complies
60	5300	15.63	0.13	15.76	24.00	0.25	Complies
64	5320	15.49	0.13	15.62	24.00	0.25	Complies

Test Mode	UNII-2A_TX N (HT40) Mode
-----------	--------------------------

Channel	Frequency (MHz)	Conducted Output Power (dBm)	Duty Factor	Conducted Output Power + Duty Factor (dBm)	Max. Limit (dBm)	Max. Limit (W)	Result
54	5270	15.52	0.23	15.75	24.00	0.25	Complies
62	5310	10.45	0.23	10.68	24.00	0.25	Complies

Test Mode	UNII-2C_TX A Mode
-----------	-------------------

Channel	Frequency (MHz)	Conducted Output Power (dBm)	Duty Factor	Conducted Output Power + Duty Factor (dBm)	Max. Limit (dBm)	Max. Limit (W)	Result
100	5500	16.46	0.11	16.57	24.00	0.25	Complies
116	5580	16.74	0.11	16.85	24.00	0.25	Complies
140	5700	16.86	0.11	16.97	24.00	0.25	Complies

Test Mode	UNII-2C_TX N (HT20) Mode
-----------	--------------------------

Channel	Frequency (MHz)	Conducted Output Power (dBm)	Duty Factor	Conducted Output Power + Duty Factor (dBm)	Max. Limit (dBm)	Max. Limit (W)	Result
100	5500	15.55	0.13	15.68	24.00	0.25	Complies
116	5580	15.73	0.13	15.86	24.00	0.25	Complies
140	5700	15.72	0.13	15.85	24.00	0.25	Complies

Test Mode	UNII-2C_TX N (HT40) Mode
-----------	--------------------------

Channel	Frequency (MHz)	Conducted Output Power (dBm)	Duty Factor	Conducted Output Power + Duty Factor (dBm)	Max. Limit (dBm)	Max. Limit (W)	Result
102	5510	15.39	0.23	15.62	24.00	0.25	Complies
110	5550	15.54	0.23	15.77	24.00	0.25	Complies
134	5670	15.69	0.23	15.92	24.00	0.25	Complies

Test Mode	UNII-3_TX A Mode
-----------	------------------

Channel	Frequency (MHz)	Conducted Output Power (dBm)	Duty Factor	Conducted Output Power + Duty Factor (dBm)	Max. Limit (dBm)	Max. Limit (W)	Result
149	5745	16.53	0.11	16.64	30.00	1.00	Complies
157	5785	16.55	0.11	16.66	30.00	1.00	Complies
165	5825	16.69	0.11	16.80	30.00	1.00	Complies

Test Mode	UNII-3_TX N (HT20) Mode
-----------	-------------------------

Channel	Frequency (MHz)	Conducted Output Power (dBm)	Duty Factor	Conducted Output Power + Duty Factor (dBm)	Max. Limit (dBm)	Max. Limit (W)	Result
149	5745	15.45	0.13	15.58	30.00	1.00	Complies
157	5785	15.44	0.13	15.57	30.00	1.00	Complies
165	5825	15.58	0.13	15.71	30.00	1.00	Complies

Test Mode	UNII-3_TX N (HT40) Mode
-----------	-------------------------

Channel	Frequency (MHz)	Conducted Output Power (dBm)	Duty Factor	Conducted Output Power + Duty Factor (dBm)	Max. Limit (dBm)	Max. Limit (W)	Result
151	5755	15.42	0.23	15.65	30.00	1.00	Complies
159	5795	15.45	0.23	15.68	30.00	1.00	Complies

Test Mode	UNII-1_TX AC (VHT20) Mode
-----------	---------------------------

Channel	Frequency (MHz)	Conducted Output Power (dBm)	Duty Factor	Conducted Output Power + Duty Factor (dBm)	Max. Limit (dBm)	Max. Limit (W)	Result
36	5180	15.25	0.11	15.36	24.00	0.25	Complies
40	5200	15.33	0.11	15.44	24.00	0.25	Complies
48	5240	15.19	0.11	15.30	24.00	0.25	Complies

Test Mode	UNII-1_TX AC (VHT40) Mode
-----------	---------------------------

Channel	Frequency (MHz)	Conducted Output Power (dBm)	Duty Factor	Conducted Output Power + Duty Factor (dBm)	Max. Limit (dBm)	Max. Limit (W)	Result
38	5190	11.66	0.13	11.79	24.00	0.25	Complies
46	5230	14.12	0.13	14.25	24.00	0.25	Complies

Test Mode	UNII-1_TX AC (VHT80) Mode
-----------	---------------------------

Channel	Frequency (MHz)	Conducted Output Power (dBm)	Duty Factor	Conducted Output Power + Duty Factor (dBm)	Max. Limit (dBm)	Max. Limit (W)	Result
42	5210	10.58	0.44	11.02	24.00	0.25	Complies

Test Mode	UNII-2A_TX AC (VHT20) Mode
-----------	----------------------------

Channel	Frequency (MHz)	Conducted Output Power (dBm)	Duty Factor	Conducted Output Power + Duty Factor (dBm)	Max. Limit (dBm)	Max. Limit (W)	Result
52	5260	15.08	0.11	15.19	24.00	0.25	Complies
60	5300	15.15	0.11	15.26	24.00	0.25	Complies
64	5320	15.03	0.11	15.14	24.00	0.25	Complies

Test Mode	UNII-2A_TX AC (VHT40) Mode
-----------	----------------------------

Channel	Frequency (MHz)	Conducted Output Power (dBm)	Duty Factor	Conducted Output Power + Duty Factor (dBm)	Max. Limit (dBm)	Max. Limit (W)	Result
54	5270	14.66	0.13	14.79	24.00	0.25	Complies
62	5310	11.10	0.13	11.23	24.00	0.25	Complies

Test Mode	UNII-2A_TX AC (VHT80) Mode
-----------	----------------------------

Channel	Frequency (MHz)	Conducted Output Power (dBm)	Duty Factor	Conducted Output Power + Duty Factor (dBm)	Max. Limit (dBm)	Max. Limit (W)	Result
58	5290	9.11	0.44	9.55	24.00	0.25	Complies

Test Mode	UNII-2C_TX AC (VHT20) Mode
-----------	----------------------------

Channel	Frequency (MHz)	Conducted Output Power (dBm)	Duty Factor	Conducted Output Power + Duty Factor (dBm)	Max. Limit (dBm)	Max. Limit (W)	Result
100	5500	15.35	0.11	15.46	24.00	0.25	Complies
116	5580	15.28	0.11	15.39	24.00	0.25	Complies
140	5700	15.28	0.11	15.39	24.00	0.25	Complies

Test Mode	UNII-2C_TX AC (VHT40) Mode
-----------	----------------------------

Channel	Frequency (MHz)	Conducted Output Power (dBm)	Duty Factor	Conducted Output Power + Duty Factor (dBm)	Max. Limit (dBm)	Max. Limit (W)	Result
102	5510	14.40	0.13	14.53	24.00	0.25	Complies
110	5550	14.64	0.13	14.77	24.00	0.25	Complies
134	5670	14.71	0.13	14.84	24.00	0.25	Complies

Test Mode	UNII-2C_TX AC (VHT80) Mode
-----------	----------------------------

Channel	Frequency (MHz)	Conducted Output Power (dBm)	Duty Factor	Conducted Output Power + Duty Factor (dBm)	Max. Limit (dBm)	Max. Limit (W)	Result
106	5530	12.38	0.44	12.82	24.00	0.25	Complies
122	5610	14.12	0.44	14.56	24.00	0.25	Complies

Test Mode	UNII-3_TX AC (VHT20) Mode
-----------	---------------------------

Channel	Frequency (MHz)	Conducted Output Power (dBm)	Duty Factor	Conducted Output Power + Duty Factor (dBm)	Max. Limit (dBm)	Max. Limit (W)	Result
149	5745	15.14	0.11	15.25	30.00	1.00	Complies
157	5785	15.16	0.11	15.27	30.00	1.00	Complies
165	5825	15.07	0.11	15.18	30.00	1.00	Complies

Test Mode	UNII-3_TX AC (VHT40) Mode
-----------	---------------------------

Channel	Frequency (MHz)	Conducted Output Power (dBm)	Duty Factor	Conducted Output Power + Duty Factor (dBm)	Max. Limit (dBm)	Max. Limit (W)	Result
151	5755	14.90	0.13	15.03	30.00	1.00	Complies
159	5795	14.49	0.13	14.62	30.00	1.00	Complies

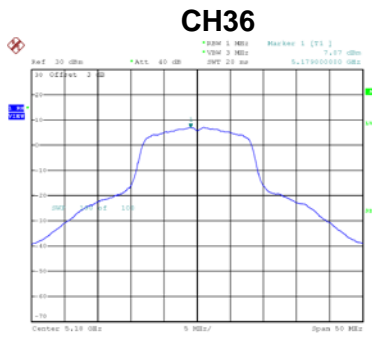
Test Mode	UNII-3_TX AC (VHT80) Mode
-----------	---------------------------

Channel	Frequency (MHz)	Conducted Output Power (dBm)	Duty Factor	Conducted Output Power + Duty Factor (dBm)	Max. Limit (dBm)	Max. Limit (W)	Result
155	5775	14.82	0.44	15.26	30.00	1.00	Complies

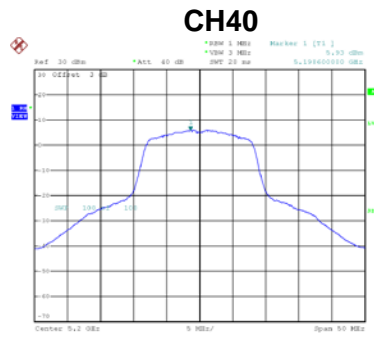
APPENDIX G - POWER SPECTRAL DENSITY

Test Mode UNII-1_TX A Mode

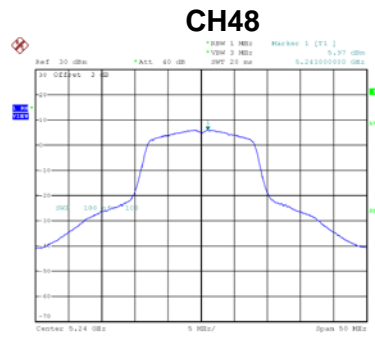
Channel	Frequency (MHz)	Power Spectral Density (dBm/MHz)	Duty Factor	Power Spectral Density + Duty Factor (dBm/MHz)	Max. Limit (dBm/MHz)	Result
36	5180	7.07	0.11	7.18	11.00	Complies
40	5200	5.93	0.11	6.04	11.00	Complies
48	5240	5.97	0.11	6.08	11.00	Complies



Date: 5.JUL.2019 17:47:55



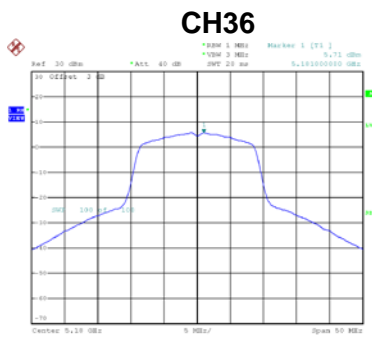
Date: 5.JUL.2019 17:49:28



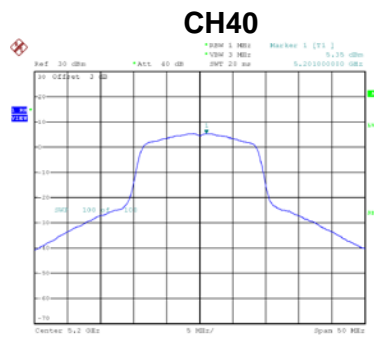
Date: 5.JUL.2019 17:50:40

Test Mode UNII-1_TX N (HT20) Mode

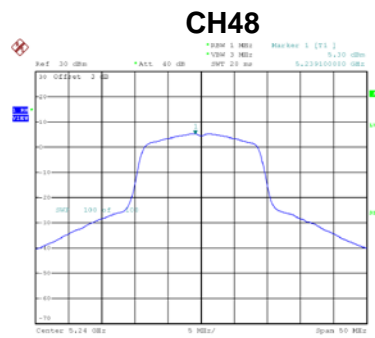
Channel	Frequency (MHz)	Power Spectral Density (dBm/MHz)	Duty Factor	Power Spectral Density + Duty Factor (dBm/MHz)	Max. Limit (dBm/MHz)	Result
36	5180	5.71	0.13	5.84	11.00	Complies
40	5200	5.35	0.13	5.48	11.00	Complies
48	5240	5.30	0.13	5.43	11.00	Complies



Date: 6.JUL.2019 10:25:57



Date: 6.JUL.2019 10:28:03

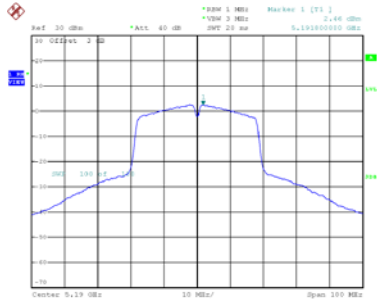


Date: 6.JUL.2019 10:29:13

Test Mode UNII-1_TX N (HT40) Mode

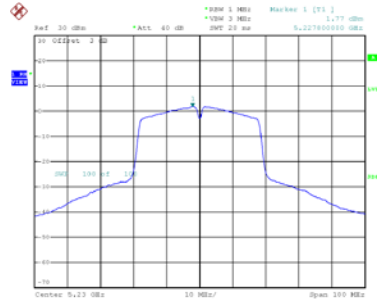
Channel	Frequency (MHz)	Power Spectral Density (dBm/MHz)	Duty Factor	Power Spectral Density + Duty Factor (dBm/MHz)	Max. Limit (dBm/MHz)	Result
38	5190	2.46	0.23	2.69	11.00	Complies
46	5230	1.77	0.23	2.00	11.00	Complies

CH38



Date: 6.JUL.2019 10:54:50

CH46



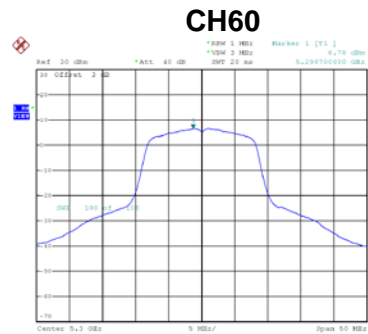
Date: 6.JUL.2019 10:56:31

Test Mode UNII-2A_TX A Mode

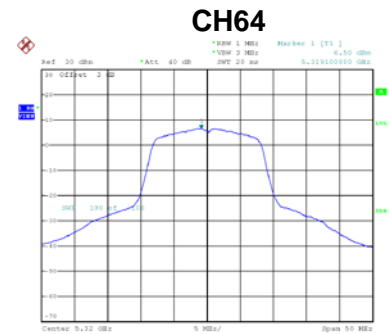
Channel	Frequency (MHz)	Power Spectral Density (dBm/MHz)	Duty Factor	Power Spectral Density + Duty Factor (dBm/MHz)	Max. Limit (dBm/MHz)	Result
52	5260	6.19	0.11	6.30	11.00	Complies
60	5300	6.78	0.11	6.89	11.00	Complies
64	5320	6.50	0.11	6.61	11.00	Complies



Date: 5-JUL-2019 17:51:56



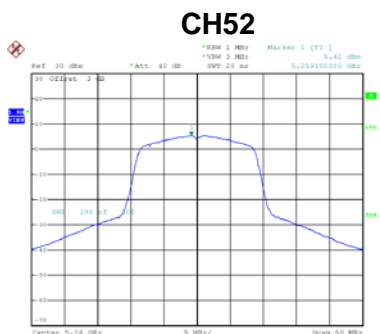
Date: 5-JUL-2019 17:53:16



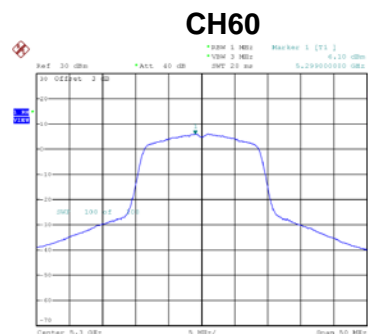
Date: 5-JUL-2019 17:55:19

Test Mode UNII-2A_TX N (HT20) Mode

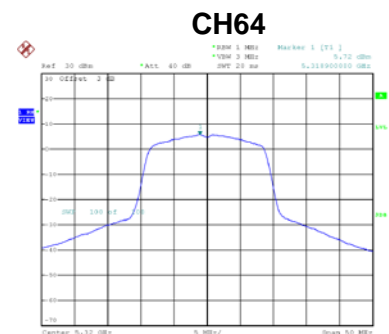
Channel	Frequency (MHz)	Power Spectral Density (dBm/MHz)	Duty Factor	Power Spectral Density + Duty Factor (dBm/MHz)	Max. Limit (dBm/MHz)	Result
52	5260	5.42	0.13	5.55	11.00	Complies
60	5300	6.10	0.13	6.23	11.00	Complies
64	5320	5.72	0.13	5.85	11.00	Complies



Date: 6-JUL-2019 10:32:00



Date: 6-JUL-2019 10:33:10

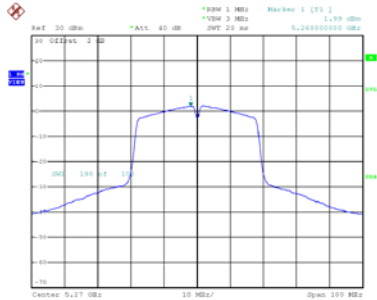


Date: 6-JUL-2019 10:35:16

Test Mode UNII-2A_TX N (HT40) Mode

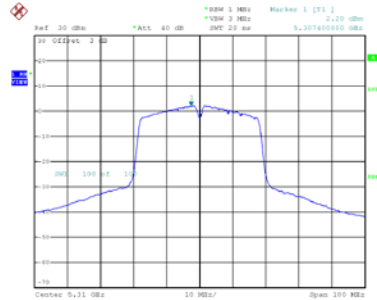
Channel	Frequency (MHz)	Power Spectral Density (dBm/MHz)	Duty Factor	Power Spectral Density + Duty Factor (dBm/MHz)	Max. Limit (dBm/MHz)	Result
54	5270	1.99	0.23	2.22	11.00	Complies
62	5310	2.20	0.23	2.43	11.00	Complies

CH54



Date: 6-JUL-2019 10:58:49

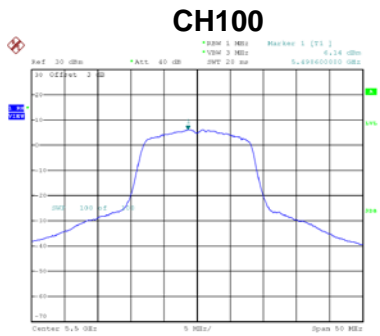
CH62



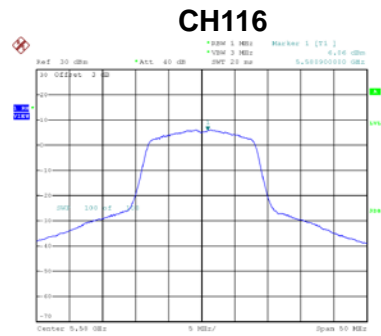
Date: 6-JUL-2019 11:02:13

Test Mode UNII-2C_TX A Mode

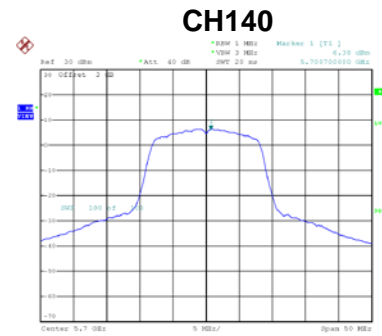
Channel	Frequency (MHz)	Power Spectral Density (dBm/MHz)	Duty Factor	Power Spectral Density + Duty Factor (dBm/MHz)	Max. Limit (dBm/MHz)	Result
100	5500	6.14	0.11	6.25	11.00	Complies
116	5580	6.06	0.11	6.17	11.00	Complies
140	5700	6.38	0.11	6.49	11.00	Complies



Date: 5-JUL-2019 17:56:38



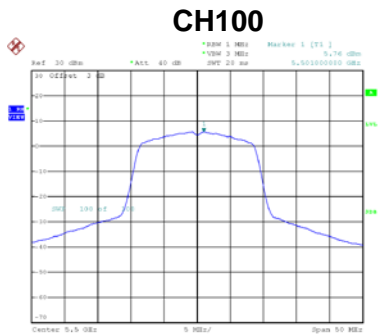
Date: 5-JUL-2019 17:57:56



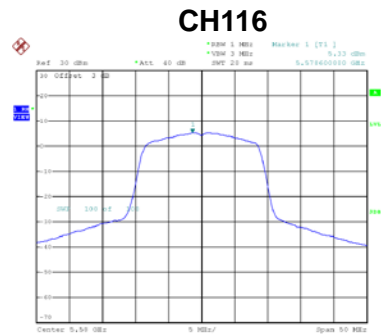
Date: 5-JUL-2019 17:59:02

Test Mode UNII-2C_TX N (HT20) Mode

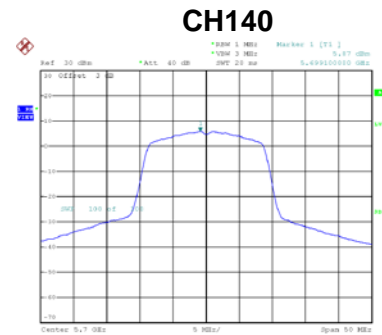
Channel	Frequency (MHz)	Power Spectral Density (dBm/MHz)	Duty Factor	Power Spectral Density + Duty Factor (dBm/MHz)	Max. Limit (dBm/MHz)	Result
100	5500	5.76	0.13	5.89	11.00	Complies
116	5580	5.33	0.13	5.46	11.00	Complies
140	5700	5.87	0.13	6.00	11.00	Complies



Date: 6-JUL-2019 10:48:56



Date: 6-JUL-2019 10:47:49

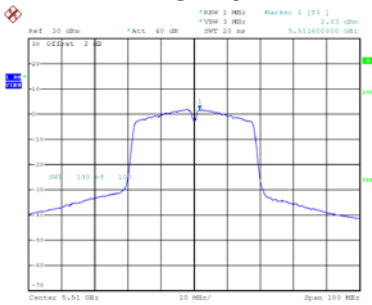


Date: 6-JUL-2019 10:46:40

Test Mode UNII-2C_TX N (HT40) Mode

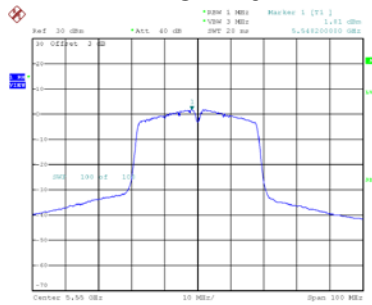
Channel	Frequency (MHz)	Power Spectral Density (dBm/MHz)	Duty Factor	Power Spectral Density + Duty Factor (dBm/MHz)	Max. Limit (dBm/MHz)	Result
102	5510	2.03	0.23	2.26	11.00	Complies
110	5550	1.81	0.23	2.04	11.00	Complies
134	5670	2.39	0.23	2.62	11.00	Complies

CH102



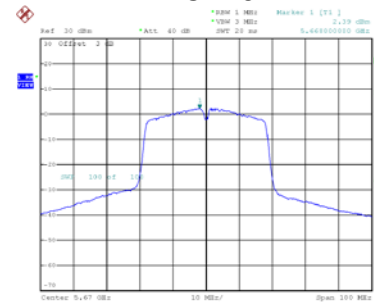
Date: 6.JUL.2019 11:09:14

CH110



Date: 6.JUL.2019 11:14:15

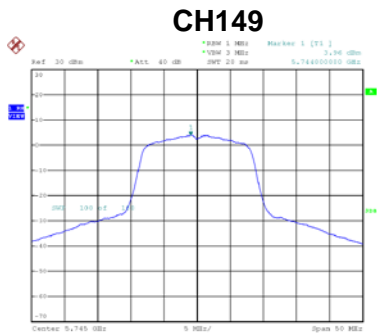
CH134



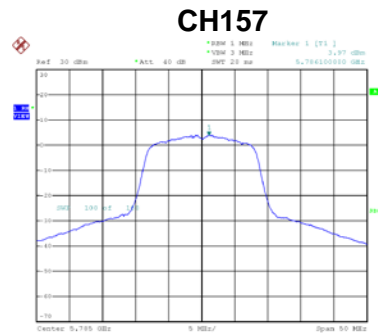
Date: 6.JUL.2019 11:16:53

Test Mode	UNII-3_TX A Mode
-----------	------------------

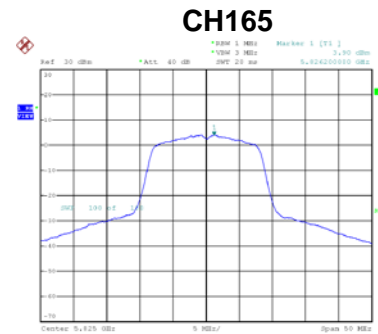
Channel	Frequency (MHz)	Power Spectral Density (dBm/500 kHz)	Duty Factor	Power Spectral Density + Duty Factor (dBm/500 kHz)	Max. Limit (dBm/500 kHz)	Result
149	5745	3.96	0.11	4.07	30.00	Complies
157	5785	3.97	0.11	4.08	30.00	Complies
165	5825	3.90	0.11	4.01	30.00	Complies



Date: 5-JUL-2019 18:00:14



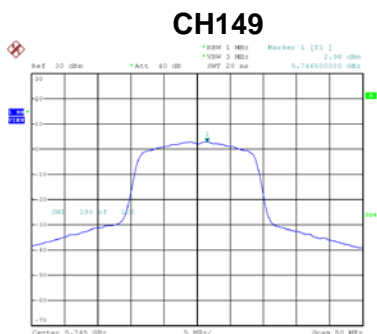
Date: 5-JUL-2019 18:01:33



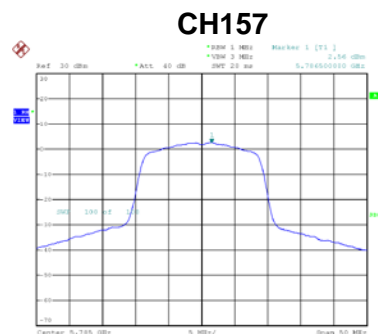
Date: 5-JUL-2019 18:02:51

Test Mode	UNII-3_TX N (HT20) Mode
-----------	-------------------------

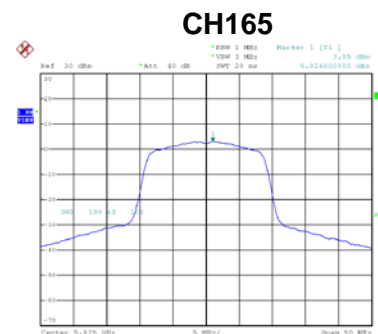
Channel	Frequency (MHz)	Power Spectral Density (dBm/500 kHz)	Duty Factor	Power Spectral Density + Duty Factor (dBm/500 kHz)	Max. Limit (dBm/500 kHz)	Result
149	5745	2.96	0.13	3.09	30.00	Complies
157	5785	2.56	0.13	2.69	30.00	Complies
165	5825	3.05	0.13	3.18	30.00	Complies



Date: 6-JUL-2019 10:45:02



Date: 6-JUL-2019 10:51:39

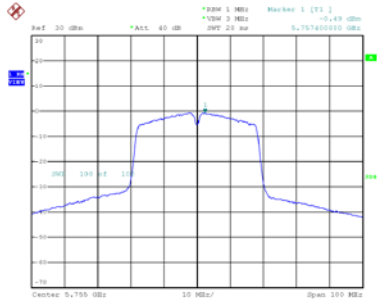


Date: 6-JUL-2019 10:52:55

Test Mode UNII-3_TX N (HT40) Mode

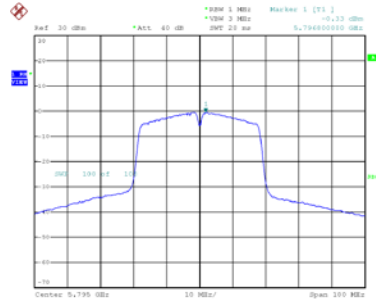
Channel	Frequency (MHz)	Power Spectral Density (dBm/500 kHz)	Duty Factor	Power Spectral Density + Duty Factor (dBm/500 kHz)	Max. Limit (dBm/500 kHz)	Result
151	5755	-0.49	0.23	-0.26	30.00	Complies
159	5795	-0.33	0.23	-0.10	30.00	Complies

CH151



Date: 6.JUL.2019 11:19:11

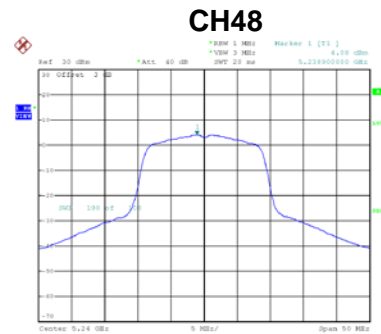
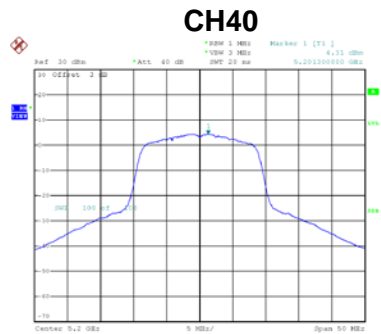
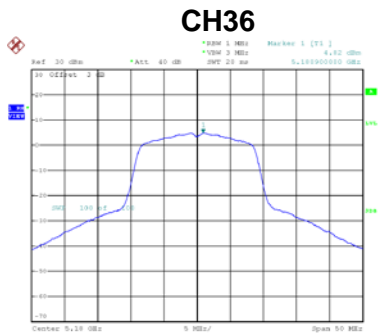
CH159



Date: 6.JUL.2019 11:20:54

Test Mode UNII-1_TX AC (VHT20) Mode

Channel	Frequency (MHz)	Power Spectral Density (dBm/MHz)	Duty Factor	Power Spectral Density + Duty Factor (dBm/MHz)	Max. Limit (dBm/MHz)	Result
36	5180	4.82	0.11	4.93	11.00	Complies
40	5200	4.31	0.11	4.42	11.00	Complies
48	5240	4.08	0.11	4.19	11.00	Complies



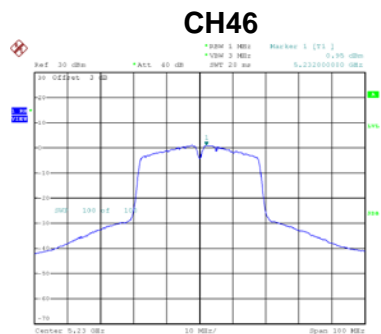
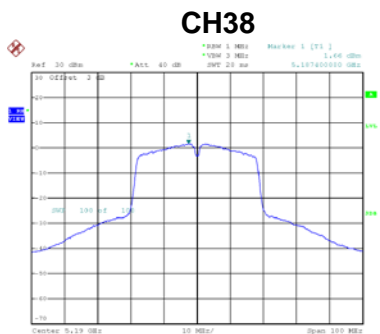
Date: 6.JUL.2019 11:23:13

Date: 6.JUL.2019 11:24:31

Date: 6.JUL.2019 11:25:53

Test Mode UNII-1_TX AC (VHT40) Mode

Channel	Frequency (MHz)	Power Spectral Density (dBm/MHz)	Duty Factor	Power Spectral Density + Duty Factor (dBm/MHz)	Max. Limit (dBm/MHz)	Result
38	5190	1.66	0.13	1.79	11.00	Complies
46	5230	0.95	0.13	1.08	11.00	Complies



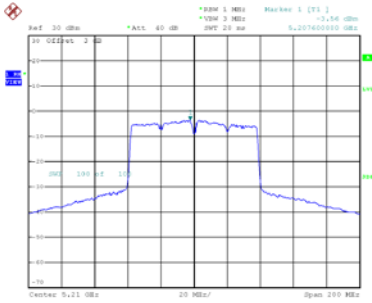
Date: 6.JUL.2019 11:47:10

Date: 6.JUL.2019 11:49:57

Test Mode UNII-1_TX AC (VHT80) Mode

Channel	Frequency (MHz)	Power Spectral Density (dBm/MHz)	Duty Factor	Power Spectral Density + Duty Factor (dBm/MHz)	Max. Limit (dBm/MHz)	Result
42	5210	-3.56	0.44	-3.12	11.00	Complies

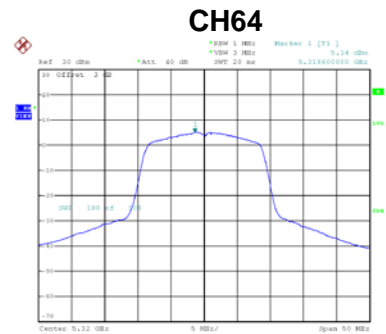
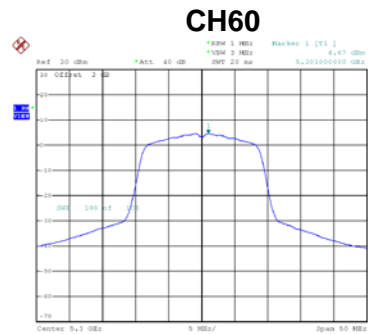
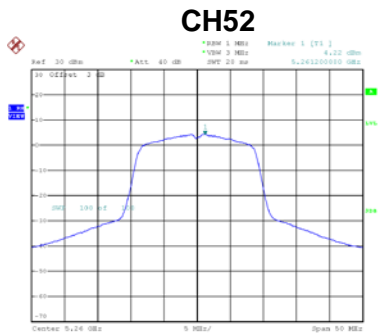
CH42



Date: 6-Jul-2019 12:06:18

Test Mode UNII-2A_TX AC (VHT20) Mode

Channel	Frequency (MHz)	Power Spectral Density (dBm/MHz)	Duty Factor	Power Spectral Density + Duty Factor (dBm/MHz)	Max. Limit (dBm/MHz)	Result
52	5260	4.22	0.11	4.33	11.00	Complies
60	5300	4.67	0.11	4.78	11.00	Complies
64	5320	5.14	0.11	5.25	11.00	Complies



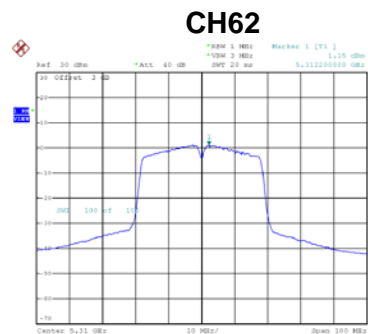
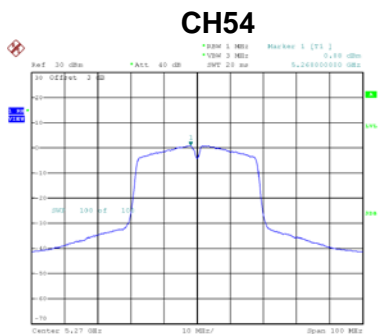
Date: 6.JUL.2019 11:27:17

Date: 6.JUL.2019 11:29:39

Date: 6.JUL.2019 11:30:52

Test Mode UNII-2A_TX AC (VHT40) Mode

Channel	Frequency (MHz)	Power Spectral Density (dBm/MHz)	Duty Factor	Power Spectral Density + Duty Factor (dBm/MHz)	Max. Limit (dBm/MHz)	Result
54	5270	0.88	0.13	1.01	11.00	Complies
62	5310	1.15	0.13	1.28	11.00	Complies



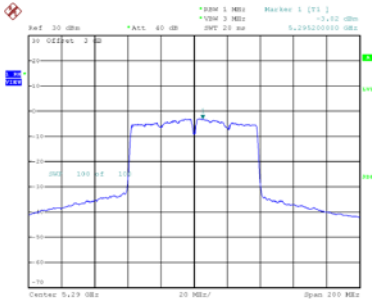
Date: 6.JUL.2019 11:51:22

Date: 6.JUL.2019 11:53:49

Test Mode UNII-2A_TX AC (VHT80) Mode

Channel	Frequency (MHz)	Power Spectral Density (dBm/MHz)	Duty Factor	Power Spectral Density + Duty Factor (dBm/MHz)	Max. Limit (dBm/MHz)	Result
58	5290	-3.02	0.44	-2.58	11.00	Complies

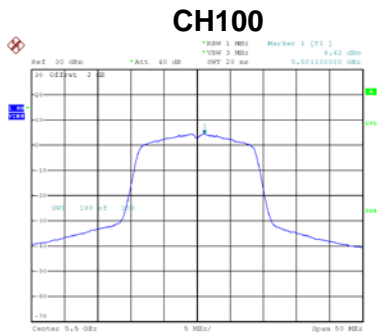
CH58



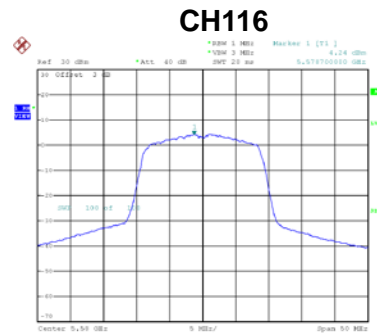
Date: 6-Jul-2019 12:08:06

Test Mode UNII-2C_TX AC (VHT20) Mode

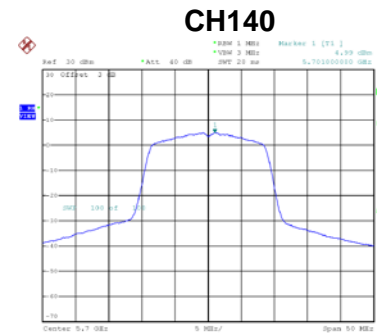
Channel	Frequency (MHz)	Power Spectral Density (dBm/MHz)	Duty Factor	Power Spectral Density + Duty Factor (dBm/MHz)	Max. Limit (dBm/MHz)	Result
100	5500	4.42	0.11	4.53	11.00	Complies
116	5580	4.24	0.11	4.35	11.00	Complies
140	5700	4.99	0.11	5.10	11.00	Complies



Date: 6-JUL-2019 11:32:13



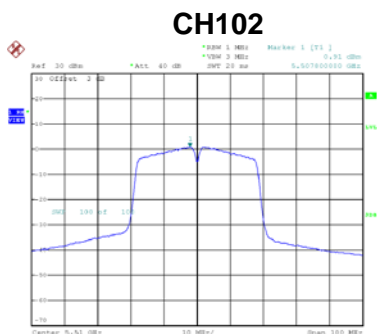
Date: 6-JUL-2019 11:33:53



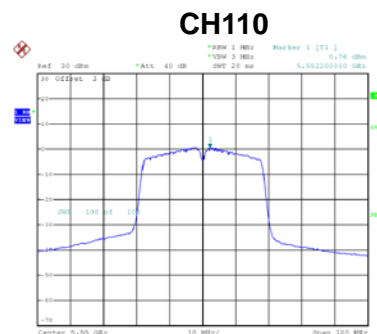
Date: 6-JUL-2019 11:35:20

Test Mode UNII-2C_TX AC (VHT40) Mode

Channel	Frequency (MHz)	Power Spectral Density (dBm/MHz)	Duty Factor	Power Spectral Density + Duty Factor (dBm/MHz)	Max. Limit (dBm/MHz)	Result
102	5510	0.91	0.13	1.04	11.00	Complies
110	5550	0.76	0.13	0.89	11.00	Complies
134	5670	1.36	0.13	1.49	11.00	Complies



Date: 6-JUL-2019 11:56:13



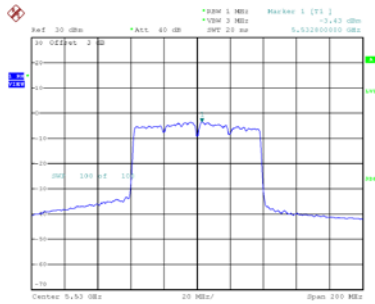
Date: 6-JUL-2019 11:58:25



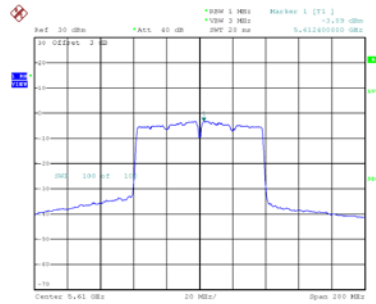
Date: 6-JUL-2019 12:09:35

Test Mode	UNII-2C_TX AC (VHT80) Mode
-----------	----------------------------

Channel	Frequency (MHz)	Power Spectral Density (dBm/MHz)	Duty Factor	Power Spectral Density + Duty Factor (dBm/MHz)	Max. Limit (dBm/MHz)	Result
106	5530	-3.43	0.44	-2.99	11.00	Complies
122	5610	-3.09	0.44	-2.65	11.00	Complies

CH106


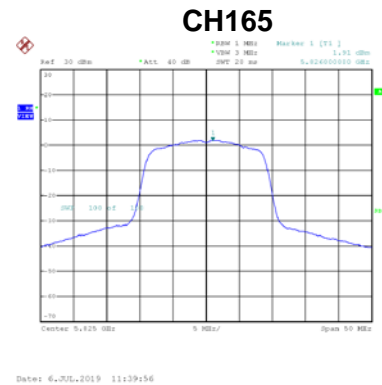
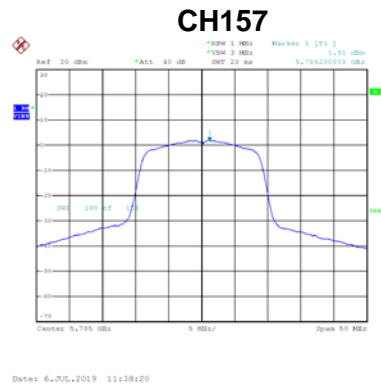
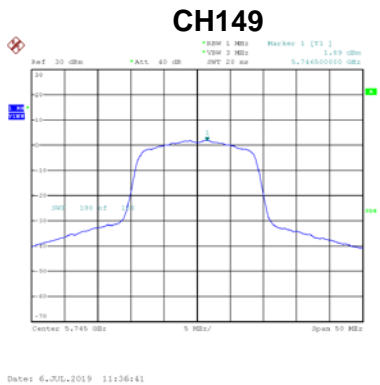
Date: 6.JUL.2019 12:10:57

CH122


Date: 6.JUL.2019 12:14:00

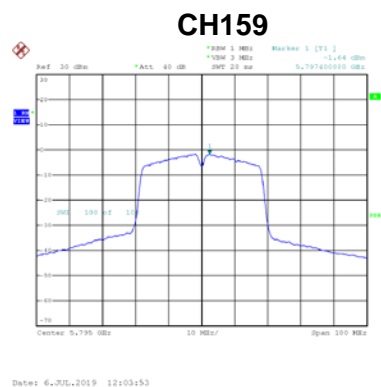
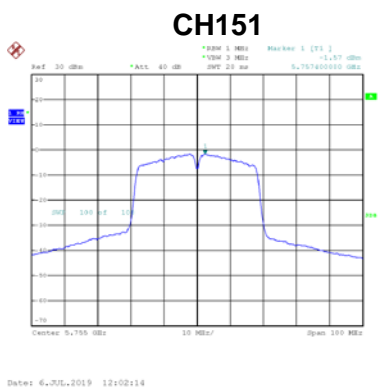
Test Mode	UNII-3_TX AC (VHT20) Mode
-----------	---------------------------

Channel	Frequency (MHz)	Power Spectral Density (dBm/500 kHz)	Duty Factor	Power Spectral Density + Duty Factor (dBm/500 kHz)	Max. Limit (dBm/500 kHz)	Result
149	5745	1.89	0.11	2.00	30.00	Complies
157	5785	1.91	0.11	2.02	30.00	Complies
165	5825	1.91	0.11	2.02	30.00	Complies



Test Mode	UNII-3_TX AC (VHT40) Mode
-----------	---------------------------

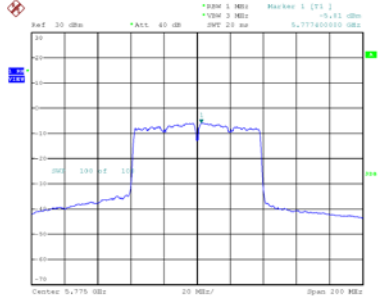
Channel	Frequency (MHz)	Power Spectral Density (dBm/500 kHz)	Duty Factor	Power Spectral Density + Duty Factor (dBm/500 kHz)	Max. Limit (dBm/500 kHz)	Result
151	5755	-1.57	0.13	-1.44	30.00	Complies
159	5795	-1.64	0.13	-1.51	30.00	Complies



Test Mode UNII-3_TX AC (VHT80) Mode

Channel	Frequency (MHz)	Power Spectral Density (dBm/500 kHz)	Duty Factor	Power Spectral Density + Duty Factor (dBm/500 kHz)	Max. Limit (dBm/500 kHz)	Result
155	5775	-5.81	0.44	-5.37	30.00	Complies

CH155



Date: 6-20-2019 12:15:38

APPENDIX H - FREQUENCY STABILITY

Test Mode	UNII-1
-----------	--------

Voltage vs. Frequency Stability

Voltage (V)	Measurement Frequency (MHz)
138	5180.0000
120	5179.9750
102	5179.9748
	5179.9599
Maximum Deviation (MHz)	0.0401
Maximum Deviation (ppm)	7.7461

Temperature vs. Frequency Stability

Temperature (°C)	Measurement Frequency (MHz)
0	5180.0000
10	5179.9750
20	5179.9750
30	5179.9902
40	5179.9599
50	5179.9750
	5179.9599
Maximum Deviation (MHz)	0.0401
Maximum Deviation (ppm)	7.7461

Test Mode	UNII-2A
-----------	---------

Voltage vs. Frequency Stability

Voltage	Measurement Frequency (MHz)
(V)	5260.0000
138	5259.9750
120	5259.9750
102	5259.9750
Maximum Deviation (MHz)	0.0250
Maximum Deviation (ppm)	4.7529

Temperature vs. Frequency Stability

Temperature	Measurement Frequency (MHz)
(°C)	5260.0000
0	5259.9750
10	5259.9750
20	5259.9750
30	5259.9750
40	5259.9750
50	5259.9599
Maximum Deviation (MHz)	0.0401
Maximum Deviation (ppm)	7.6283

Test Mode	UNII-2C
-----------	---------

Voltage vs. Frequency Stability

Voltage (V)	Measurement Frequency (MHz)
138	5499.9599
120	5499.9750
102	5499.9950
Maximum Deviation (MHz)	0.0401
Maximum Deviation (ppm)	7.2932

Temperature vs. Frequency Stability

Temperature (°C)	Measurement Frequency (MHz)
0	5499.9599
10	5499.9750
20	5499.9800
30	5499.9750
40	5499.9799
50	5499.9750
Maximum Deviation (MHz)	0.0401
Maximum Deviation (ppm)	7.2955

Test Mode	UNII-3
-----------	--------

Voltage vs. Frequency Stability

Voltage	Measurement Frequency (MHz)
(V)	5745.0000
138	5744.9800
120	5744.9799
102	5744.9750
Maximum Deviation (MHz)	0.0250
Maximum Deviation (ppm)	4.3494

Temperature vs. Frequency Stability

Temperature	Measurement Frequency (MHz)
(°C)	5745.0000
0	5744.9702
10	5744.9751
20	5744.9750
30	5744.9800
40	5744.9750
50	5744.9750
Maximum Deviation (MHz)	0.0299
Maximum Deviation (ppm)	5.1958

End of Test Report