

# WiseCube

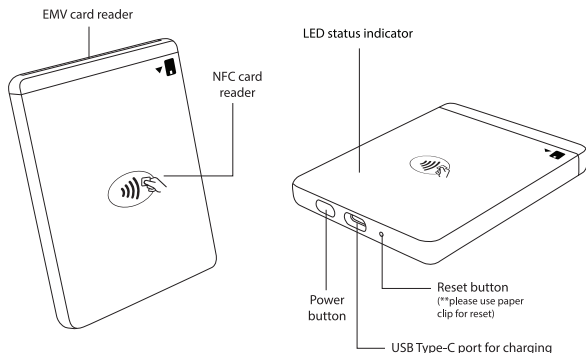
Advanced mPOS Design Integrating  
EMV and NFC Card Reading Functions



Supported Operating System:  
iOS, Android

[www.bbpos.com](http://www.bbpos.com)

## Index & Accessories (Fig.1)



## Package Contents

Device X1

## Application Download & Installation

This device can support iOS and Android.

1. Please download the official application from app stores before operation.
2. Please follow app instructions to register and login for proper operation.
3. For any questions, please contact the official application developer or solution provider.

## Quick Start Procedures

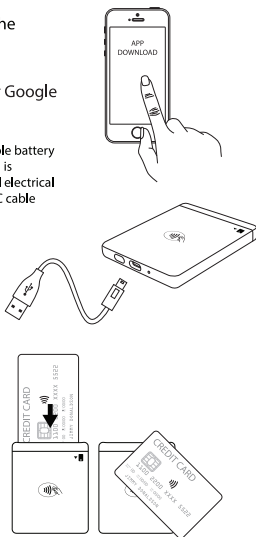
Connect the USB Type-C charging cable to charge the device as shown to the right.

Download the official application from APP Store or Google Play Store.

**\*\* WiseCube is powered by an internal Lithium Polymer rechargeable battery pack that cannot be removed or replaced. Before first use, charging is required for approximately two to three hours. To prevent potential electrical damage to the WiseCube, it is recommended to use the USB Type-C cable provided with the packaging.\*\***

Now, you can follow the application instructions to start the transaction process, then insert or tap card to complete the transaction.

**\*\* If you are paying using an EMV card, please ensure that the EMV chip of the card is facing the right direction. If you are paying using an NFC card, please ensure you tap the NFC payment card or your device with your NFC wallet within 4cm range on top of the NFC marking.**



## LED Status Indicators

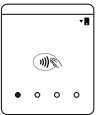
Power On	Power Off	Idle
 Show battery level for <u>4 seconds</u>	 No action needed to power off <b>**Device will be power off completely after 3 hours timeout</b>	 No light status
Update	Tamper	Self Check Integrity Fail
 FLASHING second and third light alternatively	 FLASHING first and last red light	 First and last red light ON
Battery Charging Status		
 0-10% FLASHING first red light	 11-25% FLASHING first light	
 26-50% FLASHING second light	 51-79% FLASHING third light	 80-100% FLASHING last light

Battery Level		
When power on, it is shown as below in first four second		
 0% FLASHING first red light	 0-10% First red light ON	 11-25% First light ON
 26-50% Two lights ON	 51-79% Three lights ON	 80-100% All lights ON

LED Status Indicators

NFC Operation

Ready for Transaction



First light ON

Reading Card Information



Lights COME ON in consecutive order

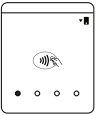
Card Reading Process Successfully Completed



All lights ON with "BEEP" sound

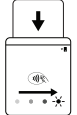
EMV Operation

Ready for Transaction



First light ON

When Card is Inserted



Lights COME ON in consecutive order

Card Removal Detection



Leave all lights ON until card is removed

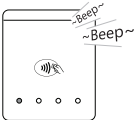
Transaction Result

Transaction Approved



"BEEP" sound and FLASHING all lights 3 times

Transaction Failed/Error



Two "BEEPS" sound and first red light ON

Cautions & Important Notes

- Ensure the device is fully charged before use.
- Please ensure the EMV chip of the card is facing the right direction when inserting card.
- The NFC card or mobile wallet should be tapped within 4 cm range on top of the reader mark.
- Don't drop, disassemble, tear, open, crush, bend, deform, puncture, shred, microwave, incinerate, paint or insert foreign object into the device. Doing any of which will damage the device and void the Warranty.
- Don't immerse the device into water and place near washbasins or any wet locations. Don't spill food or liquid on the devices. Don't attempt to dry the device with external heat sources, such as microwave or hair dryer. Don't use any corrosive solvent or water to clean the device. We recommend using dry cloth to clean the surface only.
- Don't use any sharp tools to probe the internal components, connectors or contacts, doing which may lead to device malfunction and void the Warranty simultaneously.
- Risk of fire or explosion if the battery is replaced by an "incorrect type".

Troubleshooting

Problems	Recommendations
Device cannot read your card successfully	<ul style="list-style-type: none"><li>• Please press the power on button to turn on the device again. The device will automatically connect with your smartphone or tablet.</li><li>• The device may be at lower battery level, please use the USB cable to recharge it, then retry.</li></ul> <p>Inserting card</p> <ul style="list-style-type: none"><li>• Please check if the device has power when operating and ensure devices are connected.</li><li>• Please follow the application instruction to insert or tap card.</li><li>• Please ensure that there is no obstacle in the card slots.</li><li>• Please check if the chip of the card is facing the right direction when inserting card.</li><li>• Please ensure that your phone/ tablet is a supported model for this device's operation.</li><li>• Please insert card with a more constant speed.</li></ul> <p>Tap Card/Mobile Wallet</p> <ul style="list-style-type: none"><li>• Please check if your card supports NFC payment.</li><li>• Please ensure if your card is placed within 4 cm range on top of the NFC marking.</li><li>• Please take out your NFC payment card from wallet or purse for payment to avoid any interference.</li></ul>
Device has no response	<ul style="list-style-type: none"><li>• Please use a paper clip to press the reset button at the bottom for reboot.</li></ul>

Product Specifications

Functions	<ul style="list-style-type: none"><li>• EMV chip card reader (ISO 7816 compliant class A, B, C card)</li><li>• NFC Card Reader (EMV contactless, ISO 14443A/B)</li><li>• Over-the-air firmware update</li><li>• Over-the-air key update</li></ul>
Communication Interface	USB 2.0
Power & Battery	Lithium polymer rechargeable battery 520mAh, 3.7V
Charging	Via USB Type-C
Key Management	DUKPT, MK/SK
Encryption Algorithm	TDES, AES
Support Operating System	Android 4.2 or above, iOS (iPhone 6s or above, iPad Air 2 above, iPad Mini 5 or above, iPad Pro except 2016 version)
Product Size	82.5 x 69.0 x 10.5mm (approx.)
Product Weight	75g (approx.)
Operating Temperature	0°C – 45°C (32°F – 113°F)
Operating Humidity	Max 95%
Storage Temperature	-20°C – 55°C (-4°F – 131°F)
Storage Humidity	Max 95%

Warranty

- Any damage or defects caused by a failure to follow the instructions which relate to this device or as the result of an accident, abuse, misuse, misapplication, product modification, improper voltage or current, acts of God, shipping damages or loss, or damage caused by service performed by anyone other than our company are expressly excluded from the warranty stated below.
- We are not under any obligation to support the device for all operating environments, including but not limited to, interoperability with all current and/ or future versions of software or hardware.
- Please contact the dealer for any warranty or customer support services. Any repair of the device by yourself will void the Warranty.

ISED Statement

This device contains licence-exempt transmitter(s)/receiver(s) that comply with Innovation, Science and Economic Development Canada's licence-exempt RSS(s). Operation is subject to the following two conditions:

1. This device may not cause interference.
2. This device must accept any interference, including interference that may cause undesired operation of the device.

L'émetteur/récepteur exempt de licence contenu dans le présent appareil est conforme aux CNR d'Innovation, Sciences et Développement économique Canada applicables aux appareils radio exempts de licence. L'exploitation est autorisée aux deux conditions suivantes :

1. L'appareil ne doit pas produire de brouillage;
2. L'appareil doit accepter tout brouillage radioélectrique subi, même si le brouillage est susceptible d'en compromettre le fonctionnement

FCC Caution Statements

FCC Supplier's Declaration of Conformity:

BBPOS / WiseCube (CHB67)

This device complies with Part 15 of the FCC Rules. Operation is subject to the following two conditions: (1) This device may not cause harmful interference, and (2) This device must accept any interference received, including interference that may cause undesired operation.

BBPOS Corp.  
970 Reserve Drive, Suite 132 Roseville, CA 95678  
www.bbpos.com  
Email: sales@bbpos.com | Tel: +852 3158 2585

Caution:

Any changes or modifications not expressly approved by the party responsible for compliance could void the user's authority to operate the equipment.

This equipment has been tested and found to comply with the limits for a Class B digital device, pursuant to part 15 of the FCC rules. These limits are designed to provide reasonable protection against harmful interference in a residential installation. This equipment generates, uses and can radiate radio frequency energy and, if not installed and used in accordance with the instructions, may cause harmful interference to radio communications. However, there is no guarantee that interference will not occur in a particular installation. If this equipment does cause harmful interference to radio or television reception, which can be determined by turning the equipment off and on, the user is encouraged to try to correct the interference by one or more of the following measures:

- Reorient or relocate the receiving antenna.
- Increase the separation between the equipment and receiver.
- Connect the equipment into an outlet on a circuit different from that to which the receiver is connected.
- Consult the dealer or an experienced radio/TV technician for help.

This transmitter must not be co-located or operating in conjunction with any other antenna or transmitter.

Need Help?

E: sales@bbpos.com | T: +852 3158 2585



Room 1902-04, 19/F, Tower 2, Nina Tower, No. 8 Yeung Uk Road, Tsuen Wan, Hong Kong  
www.bbpos.com

©2022 BBPOS Limited. All rights reserved. BBPOS are either trademark or registered trademarks of BBPOS Limited. iOS is the trademark of Apple Inc. Android™ is a trademark of Google Inc. Windows® is registered trademark of Microsoft Corporation in the United States and/or other countries. The Bluetooth® word mark and logos are registered trademarks owned by Bluetooth SIG, Inc. and any use of such marks by BBPOS Limited is under license. Other trademarks and trade names are those of their respective owners. All details are subject to change without prior notice.