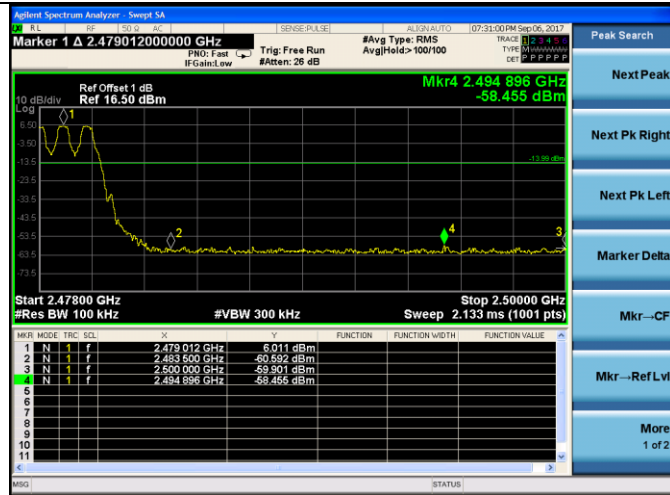
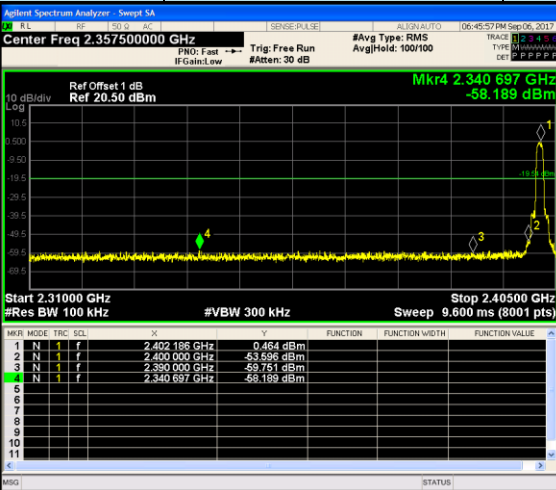
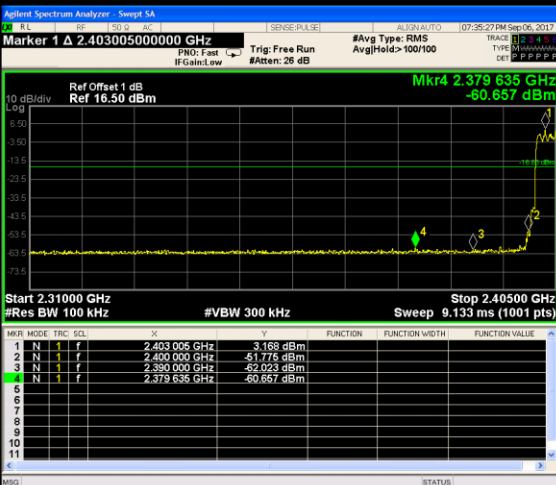
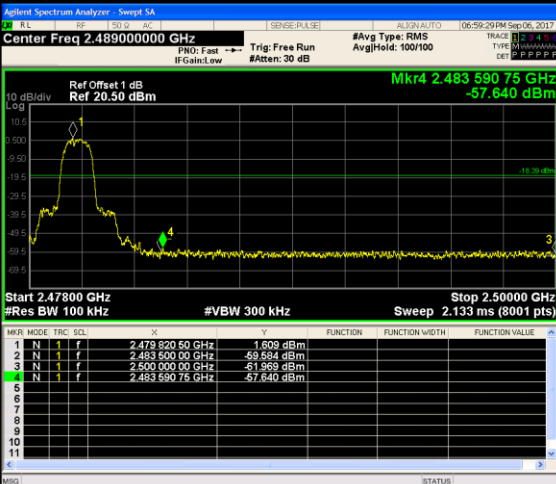
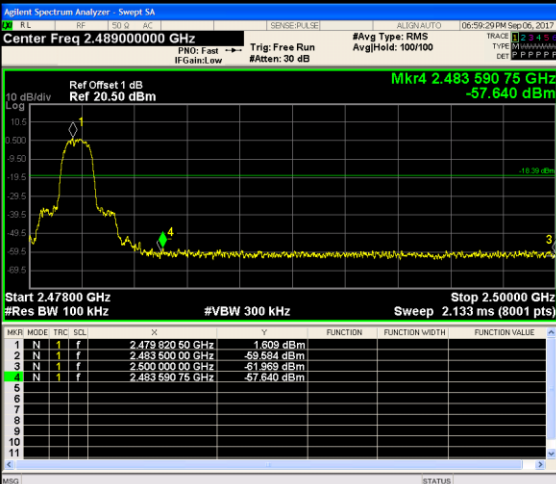
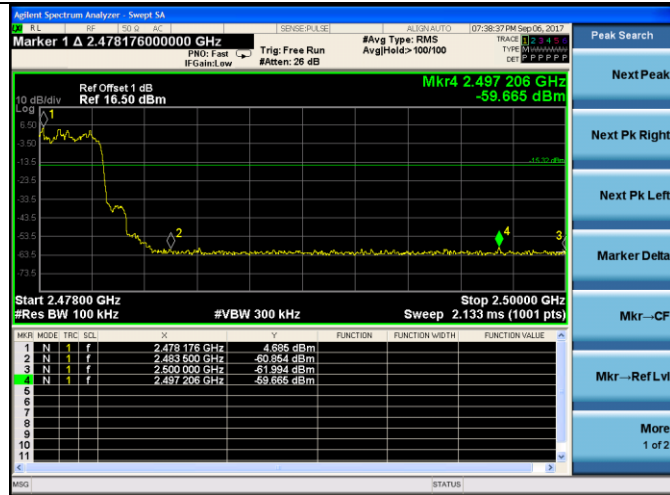


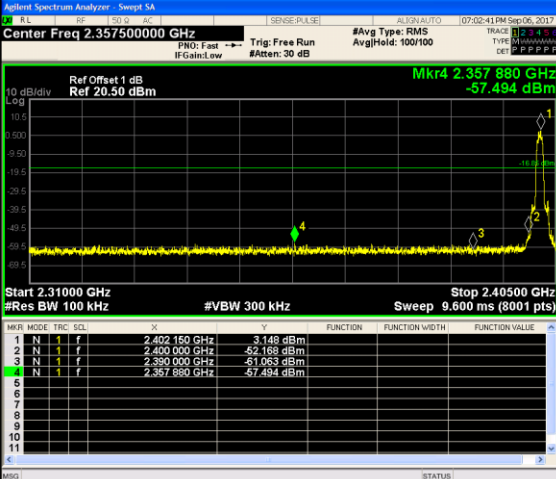
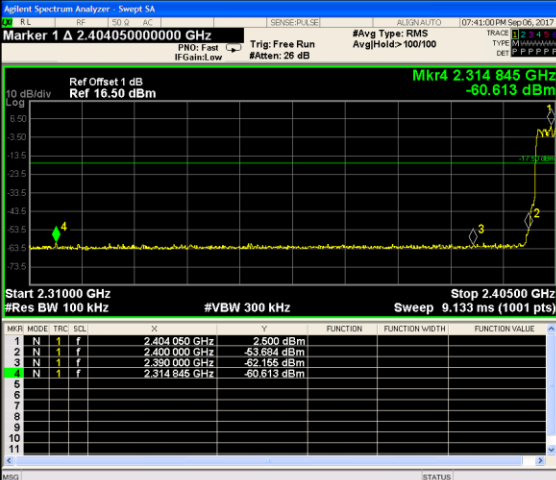
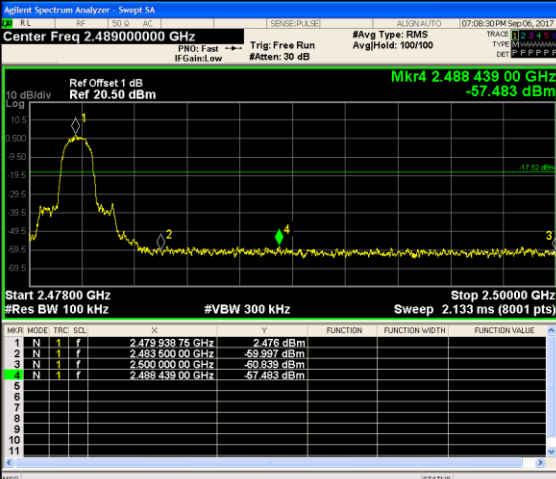
CH78
Hopping mode



Test Item:	Band edge	Modulation type:	$\pi/4$ DQPSK																																																																																										
<p>CH00</p> <p>No hopping mode</p>	 <table border="1" data-bbox="678 548 1236 683"> <thead> <tr> <th>MKR</th> <th>MODE</th> <th>TRC</th> <th>SCL</th> <th>X</th> <th>Y</th> <th>FUNCTION</th> <th>FUNCTION WIDTH</th> <th>FUNCTION VALUE</th> </tr> </thead> <tbody> <tr> <td>1</td> <td>N</td> <td>1</td> <td>f</td> <td>2.402186 GHz</td> <td>0.484 dBm</td> <td></td> <td></td> <td></td> </tr> <tr> <td>2</td> <td>N</td> <td>1</td> <td>f</td> <td>2.400000 GHz</td> <td>-53.596 dBm</td> <td></td> <td></td> <td></td> </tr> <tr> <td>3</td> <td>N</td> <td>1</td> <td>f</td> <td>2.390000 GHz</td> <td>-59.151 dBm</td> <td></td> <td></td> <td></td> </tr> <tr> <td>4</td> <td>N</td> <td>1</td> <td>f</td> <td>2.340697 GHz</td> <td>-58.189 dBm</td> <td></td> <td></td> <td></td> </tr> </tbody> </table>	MKR	MODE	TRC	SCL	X	Y	FUNCTION	FUNCTION WIDTH	FUNCTION VALUE	1	N	1	f	2.402186 GHz	0.484 dBm				2	N	1	f	2.400000 GHz	-53.596 dBm				3	N	1	f	2.390000 GHz	-59.151 dBm				4	N	1	f	2.340697 GHz	-58.189 dBm				 <table border="1" data-bbox="678 1041 1236 1176"> <thead> <tr> <th>MKR</th> <th>MODE</th> <th>TRC</th> <th>SCL</th> <th>X</th> <th>Y</th> <th>FUNCTION</th> <th>FUNCTION WIDTH</th> <th>FUNCTION VALUE</th> </tr> </thead> <tbody> <tr> <td>1</td> <td>N</td> <td>1</td> <td>f</td> <td>2.403005 GHz</td> <td>3.168 dBm</td> <td></td> <td></td> <td></td> </tr> <tr> <td>2</td> <td>N</td> <td>1</td> <td>f</td> <td>2.400000 GHz</td> <td>-51.175 dBm</td> <td></td> <td></td> <td></td> </tr> <tr> <td>3</td> <td>N</td> <td>1</td> <td>f</td> <td>2.390000 GHz</td> <td>-62.023 dBm</td> <td></td> <td></td> <td></td> </tr> <tr> <td>4</td> <td>N</td> <td>1</td> <td>f</td> <td>2.379635 GHz</td> <td>-60.657 dBm</td> <td></td> <td></td> <td></td> </tr> </tbody> </table>	MKR	MODE	TRC	SCL	X	Y	FUNCTION	FUNCTION WIDTH	FUNCTION VALUE	1	N	1	f	2.403005 GHz	3.168 dBm				2	N	1	f	2.400000 GHz	-51.175 dBm				3	N	1	f	2.390000 GHz	-62.023 dBm				4	N	1	f	2.379635 GHz	-60.657 dBm				<p>Frequency</p> <p>Auto Tune</p> <p>Center Freq 2.35750000 GHz</p> <p>Start Freq 2.31000000 GHz</p> <p>Stop Freq 2.40500000 GHz</p> <p>CF Step 9.500000 MHz</p> <p>Man</p> <p>Freq Offset 0 Hz</p>
MKR	MODE	TRC	SCL	X	Y	FUNCTION	FUNCTION WIDTH	FUNCTION VALUE																																																																																					
1	N	1	f	2.402186 GHz	0.484 dBm																																																																																								
2	N	1	f	2.400000 GHz	-53.596 dBm																																																																																								
3	N	1	f	2.390000 GHz	-59.151 dBm																																																																																								
4	N	1	f	2.340697 GHz	-58.189 dBm																																																																																								
MKR	MODE	TRC	SCL	X	Y	FUNCTION	FUNCTION WIDTH	FUNCTION VALUE																																																																																					
1	N	1	f	2.403005 GHz	3.168 dBm																																																																																								
2	N	1	f	2.400000 GHz	-51.175 dBm																																																																																								
3	N	1	f	2.390000 GHz	-62.023 dBm																																																																																								
4	N	1	f	2.379635 GHz	-60.657 dBm																																																																																								
<p>CH00</p> <p>Hopping mode</p>	 <table border="1" data-bbox="678 1534 1236 1668"> <thead> <tr> <th>MKR</th> <th>MODE</th> <th>TRC</th> <th>SCL</th> <th>X</th> <th>Y</th> <th>FUNCTION</th> <th>FUNCTION WIDTH</th> <th>FUNCTION VALUE</th> </tr> </thead> <tbody> <tr> <td>1</td> <td>N</td> <td>1</td> <td>f</td> <td>2.47880050 GHz</td> <td>1.609 dBm</td> <td></td> <td></td> <td></td> </tr> <tr> <td>2</td> <td>N</td> <td>1</td> <td>f</td> <td>2.48380000 GHz</td> <td>-69.884 dBm</td> <td></td> <td></td> <td></td> </tr> <tr> <td>3</td> <td>N</td> <td>1</td> <td>f</td> <td>2.50000000 GHz</td> <td>-61.963 dBm</td> <td></td> <td></td> <td></td> </tr> <tr> <td>4</td> <td>N</td> <td>1</td> <td>f</td> <td>2.48359075 GHz</td> <td>-57.640 dBm</td> <td></td> <td></td> <td></td> </tr> </tbody> </table>	MKR	MODE	TRC	SCL	X	Y	FUNCTION	FUNCTION WIDTH	FUNCTION VALUE	1	N	1	f	2.47880050 GHz	1.609 dBm				2	N	1	f	2.48380000 GHz	-69.884 dBm				3	N	1	f	2.50000000 GHz	-61.963 dBm				4	N	1	f	2.48359075 GHz	-57.640 dBm				<p>Peak Search</p> <p>Next Peak</p> <p>Next Pk Right</p> <p>Next Pk Left</p> <p>Marker Delta</p> <p>Mkr--CF</p> <p>Mkr--Ref Lvl</p> <p>More 1 of 2</p>	<p>Frequency</p> <p>Auto Tune</p> <p>Center Freq 2.48900000 GHz</p> <p>Start Freq 2.47800000 GHz</p> <p>Stop Freq 2.50000000 GHz</p> <p>CF Step 2.200000 MHz</p> <p>Man</p> <p>Freq Offset 0 Hz</p>																																													
MKR	MODE	TRC	SCL	X	Y	FUNCTION	FUNCTION WIDTH	FUNCTION VALUE																																																																																					
1	N	1	f	2.47880050 GHz	1.609 dBm																																																																																								
2	N	1	f	2.48380000 GHz	-69.884 dBm																																																																																								
3	N	1	f	2.50000000 GHz	-61.963 dBm																																																																																								
4	N	1	f	2.48359075 GHz	-57.640 dBm																																																																																								
<p>CH78</p> <p>No hopping mode</p>	 <table border="1" data-bbox="678 1534 1236 1668"> <thead> <tr> <th>MKR</th> <th>MODE</th> <th>TRC</th> <th>SCL</th> <th>X</th> <th>Y</th> <th>FUNCTION</th> <th>FUNCTION WIDTH</th> <th>FUNCTION VALUE</th> </tr> </thead> <tbody> <tr> <td>1</td> <td>N</td> <td>1</td> <td>f</td> <td>2.47880050 GHz</td> <td>1.609 dBm</td> <td></td> <td></td> <td></td> </tr> <tr> <td>2</td> <td>N</td> <td>1</td> <td>f</td> <td>2.48380000 GHz</td> <td>-69.884 dBm</td> <td></td> <td></td> <td></td> </tr> <tr> <td>3</td> <td>N</td> <td>1</td> <td>f</td> <td>2.50000000 GHz</td> <td>-61.963 dBm</td> <td></td> <td></td> <td></td> </tr> <tr> <td>4</td> <td>N</td> <td>1</td> <td>f</td> <td>2.48359075 GHz</td> <td>-57.640 dBm</td> <td></td> <td></td> <td></td> </tr> </tbody> </table>	MKR	MODE	TRC	SCL	X	Y	FUNCTION	FUNCTION WIDTH	FUNCTION VALUE	1	N	1	f	2.47880050 GHz	1.609 dBm				2	N	1	f	2.48380000 GHz	-69.884 dBm				3	N	1	f	2.50000000 GHz	-61.963 dBm				4	N	1	f	2.48359075 GHz	-57.640 dBm				<p>Frequency</p> <p>Auto Tune</p> <p>Center Freq 2.48900000 GHz</p> <p>Start Freq 2.47800000 GHz</p> <p>Stop Freq 2.50000000 GHz</p> <p>CF Step 2.200000 MHz</p> <p>Man</p> <p>Freq Offset 0 Hz</p>	<p>Frequency</p> <p>Auto Tune</p> <p>Center Freq 2.48900000 GHz</p> <p>Start Freq 2.47800000 GHz</p> <p>Stop Freq 2.50000000 GHz</p> <p>CF Step 2.200000 MHz</p> <p>Man</p> <p>Freq Offset 0 Hz</p>																																													
MKR	MODE	TRC	SCL	X	Y	FUNCTION	FUNCTION WIDTH	FUNCTION VALUE																																																																																					
1	N	1	f	2.47880050 GHz	1.609 dBm																																																																																								
2	N	1	f	2.48380000 GHz	-69.884 dBm																																																																																								
3	N	1	f	2.50000000 GHz	-61.963 dBm																																																																																								
4	N	1	f	2.48359075 GHz	-57.640 dBm																																																																																								

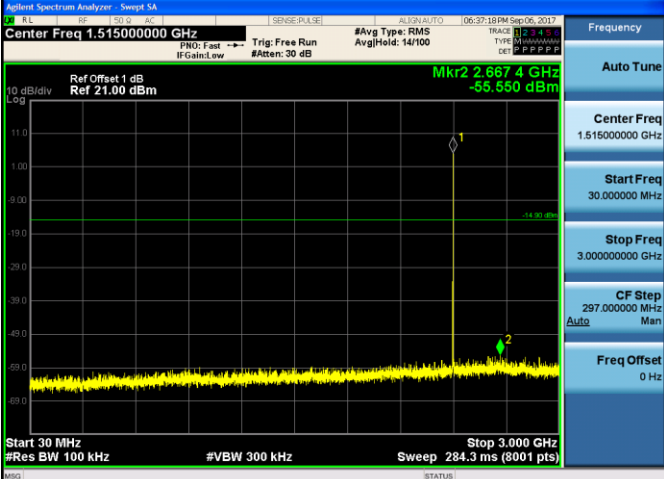
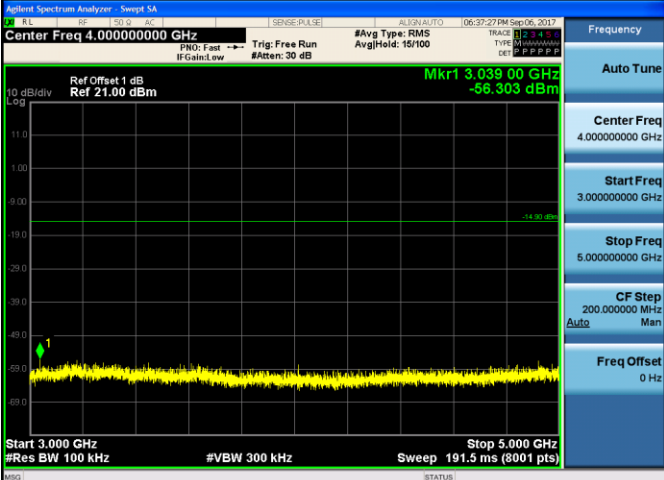
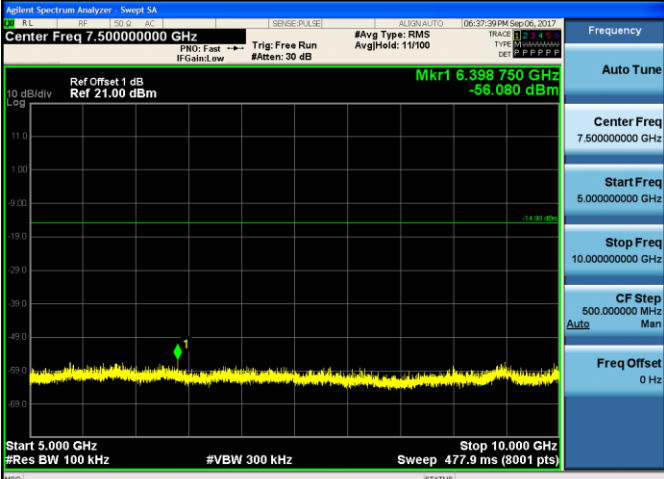
CH78
Hopping mode

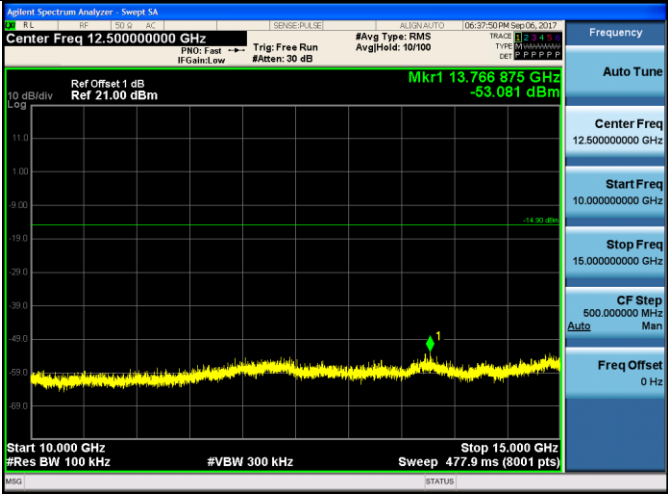
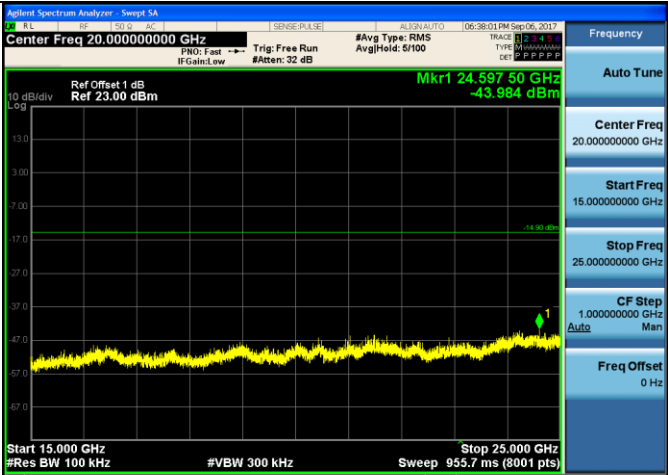
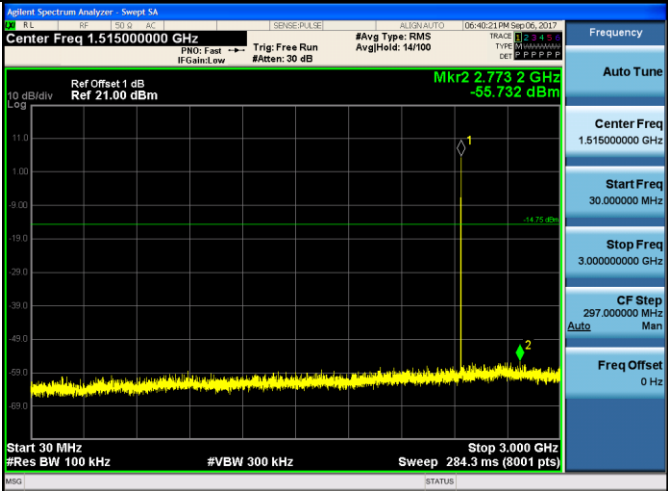


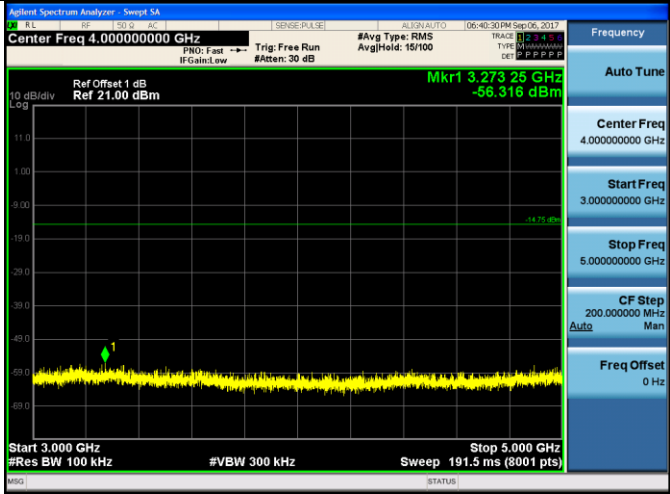
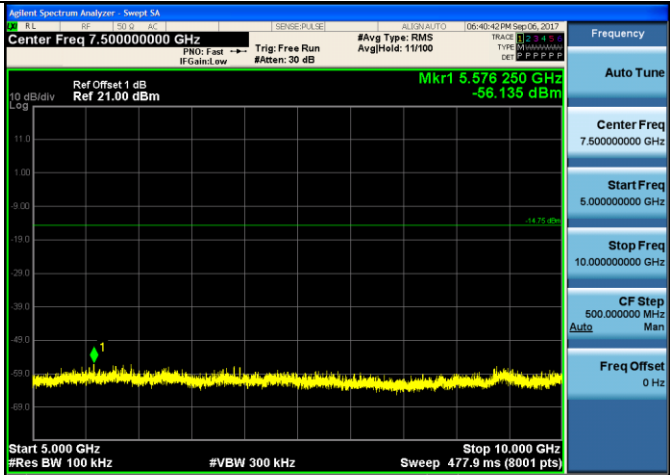
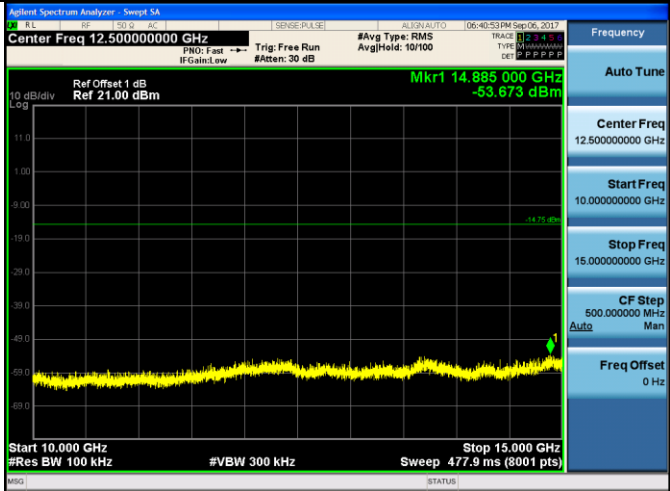
Test Item:	Band edge	Modulation type:	8DPSK																																													
<p>CH00</p> <p>No hopping mode</p>		 <table border="1" data-bbox="678 548 1236 707"> <thead> <tr> <th>MKR</th> <th>MODE</th> <th>TRC</th> <th>SCL</th> <th>X</th> <th>Y</th> <th>FUNCTION</th> <th>FUNCTION WIDTH</th> <th>FUNCTION VALUE</th> </tr> </thead> <tbody> <tr> <td>1</td> <td>N</td> <td>1</td> <td>f</td> <td>2.402150 GHz</td> <td>3.148 dBm</td> <td></td> <td></td> <td></td> </tr> <tr> <td>2</td> <td>N</td> <td>1</td> <td>f</td> <td>2.490000 GHz</td> <td>-62.168 dBm</td> <td></td> <td></td> <td></td> </tr> <tr> <td>3</td> <td>N</td> <td>1</td> <td>f</td> <td>2.390000 GHz</td> <td>-61.063 dBm</td> <td></td> <td></td> <td></td> </tr> <tr> <td>4</td> <td>N</td> <td>1</td> <td>f</td> <td>2.357880 GHz</td> <td>-57.494 dBm</td> <td></td> <td></td> <td></td> </tr> </tbody> </table>	MKR	MODE	TRC	SCL	X	Y	FUNCTION	FUNCTION WIDTH	FUNCTION VALUE	1	N	1	f	2.402150 GHz	3.148 dBm				2	N	1	f	2.490000 GHz	-62.168 dBm				3	N	1	f	2.390000 GHz	-61.063 dBm				4	N	1	f	2.357880 GHz	-57.494 dBm				<p>Frequency</p> <p>Auto Tune</p> <p>Center Freq 2.357500000 GHz</p> <p>Start Freq 2.310000000 GHz</p> <p>Stop Freq 2.405000000 GHz</p> <p>CF Step 9.500000 MHz</p> <p>Man</p> <p>Freq Offset 0 Hz</p>
MKR	MODE	TRC	SCL	X	Y	FUNCTION	FUNCTION WIDTH	FUNCTION VALUE																																								
1	N	1	f	2.402150 GHz	3.148 dBm																																											
2	N	1	f	2.490000 GHz	-62.168 dBm																																											
3	N	1	f	2.390000 GHz	-61.063 dBm																																											
4	N	1	f	2.357880 GHz	-57.494 dBm																																											
<p>CH00</p> <p>Hopping mode</p>		 <table border="1" data-bbox="678 1041 1236 1198"> <thead> <tr> <th>MKR</th> <th>MODE</th> <th>TRC</th> <th>SCL</th> <th>X</th> <th>Y</th> <th>FUNCTION</th> <th>FUNCTION WIDTH</th> <th>FUNCTION VALUE</th> </tr> </thead> <tbody> <tr> <td>1</td> <td>N</td> <td>1</td> <td>f</td> <td>2.404050 GHz</td> <td>2.500 dBm</td> <td></td> <td></td> <td></td> </tr> <tr> <td>2</td> <td>N</td> <td>1</td> <td>f</td> <td>2.300000 GHz</td> <td>-53.684 dBm</td> <td></td> <td></td> <td></td> </tr> <tr> <td>3</td> <td>N</td> <td>1</td> <td>f</td> <td>2.390000 GHz</td> <td>-62.155 dBm</td> <td></td> <td></td> <td></td> </tr> <tr> <td>4</td> <td>N</td> <td>1</td> <td>f</td> <td>2.314845 GHz</td> <td>-60.613 dBm</td> <td></td> <td></td> <td></td> </tr> </tbody> </table>	MKR	MODE	TRC	SCL	X	Y	FUNCTION	FUNCTION WIDTH	FUNCTION VALUE	1	N	1	f	2.404050 GHz	2.500 dBm				2	N	1	f	2.300000 GHz	-53.684 dBm				3	N	1	f	2.390000 GHz	-62.155 dBm				4	N	1	f	2.314845 GHz	-60.613 dBm				<p>Peak Search</p> <p>Next Peak</p> <p>Next Pk Right</p> <p>Next Pk Left</p> <p>Marker Delta</p> <p>Mkr--CF</p> <p>Mkr--Ref Lvl</p> <p>More 1 of 2</p>
MKR	MODE	TRC	SCL	X	Y	FUNCTION	FUNCTION WIDTH	FUNCTION VALUE																																								
1	N	1	f	2.404050 GHz	2.500 dBm																																											
2	N	1	f	2.300000 GHz	-53.684 dBm																																											
3	N	1	f	2.390000 GHz	-62.155 dBm																																											
4	N	1	f	2.314845 GHz	-60.613 dBm																																											
<p>CH78</p> <p>No hopping mode</p>		 <table border="1" data-bbox="678 1534 1236 1688"> <thead> <tr> <th>MKR</th> <th>MODE</th> <th>TRC</th> <th>SCL</th> <th>X</th> <th>Y</th> <th>FUNCTION</th> <th>FUNCTION WIDTH</th> <th>FUNCTION VALUE</th> </tr> </thead> <tbody> <tr> <td>1</td> <td>N</td> <td>1</td> <td>f</td> <td>2.478938 GHz</td> <td>2.476 dBm</td> <td></td> <td></td> <td></td> </tr> <tr> <td>2</td> <td>N</td> <td>1</td> <td>f</td> <td>2.483800 GHz</td> <td>-69.997 dBm</td> <td></td> <td></td> <td></td> </tr> <tr> <td>3</td> <td>N</td> <td>1</td> <td>f</td> <td>2.500000 GHz</td> <td>-60.839 dBm</td> <td></td> <td></td> <td></td> </tr> <tr> <td>4</td> <td>N</td> <td>1</td> <td>f</td> <td>2.488439 GHz</td> <td>-57.483 dBm</td> <td></td> <td></td> <td></td> </tr> </tbody> </table>	MKR	MODE	TRC	SCL	X	Y	FUNCTION	FUNCTION WIDTH	FUNCTION VALUE	1	N	1	f	2.478938 GHz	2.476 dBm				2	N	1	f	2.483800 GHz	-69.997 dBm				3	N	1	f	2.500000 GHz	-60.839 dBm				4	N	1	f	2.488439 GHz	-57.483 dBm				<p>Frequency</p> <p>Auto Tune</p> <p>Center Freq 2.489000000 GHz</p> <p>Start Freq 2.478000000 GHz</p> <p>Stop Freq 2.500000000 GHz</p> <p>CF Step 2.200000 MHz</p> <p>Man</p> <p>Freq Offset 0 Hz</p>
MKR	MODE	TRC	SCL	X	Y	FUNCTION	FUNCTION WIDTH	FUNCTION VALUE																																								
1	N	1	f	2.478938 GHz	2.476 dBm																																											
2	N	1	f	2.483800 GHz	-69.997 dBm																																											
3	N	1	f	2.500000 GHz	-60.839 dBm																																											
4	N	1	f	2.488439 GHz	-57.483 dBm																																											


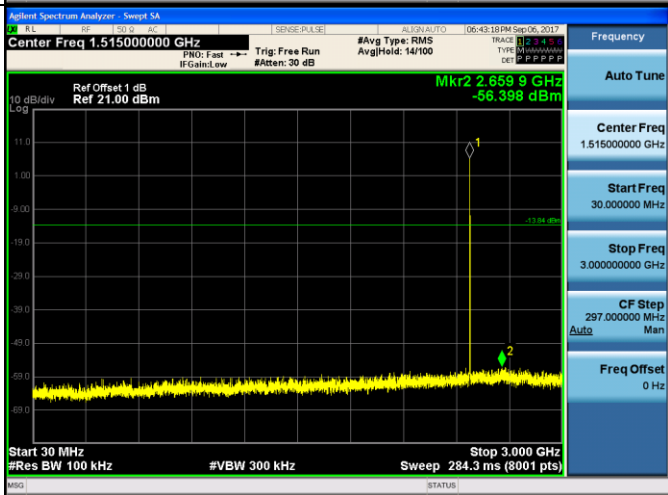
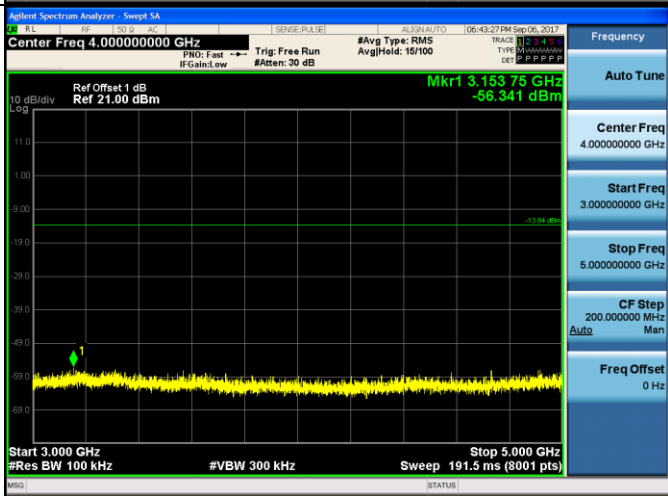
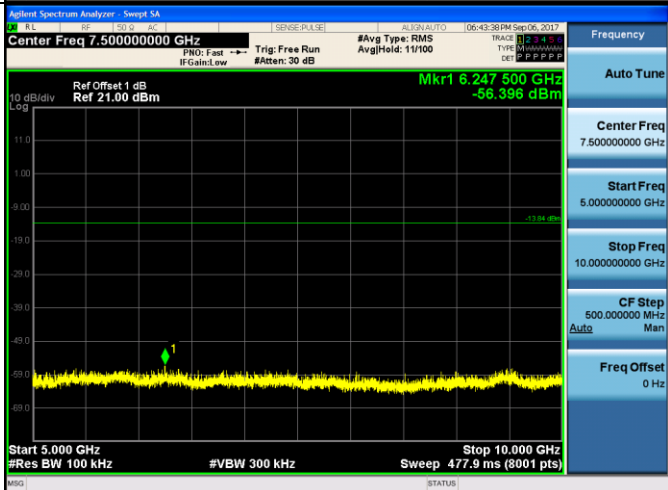
CH78
Hoppig mode

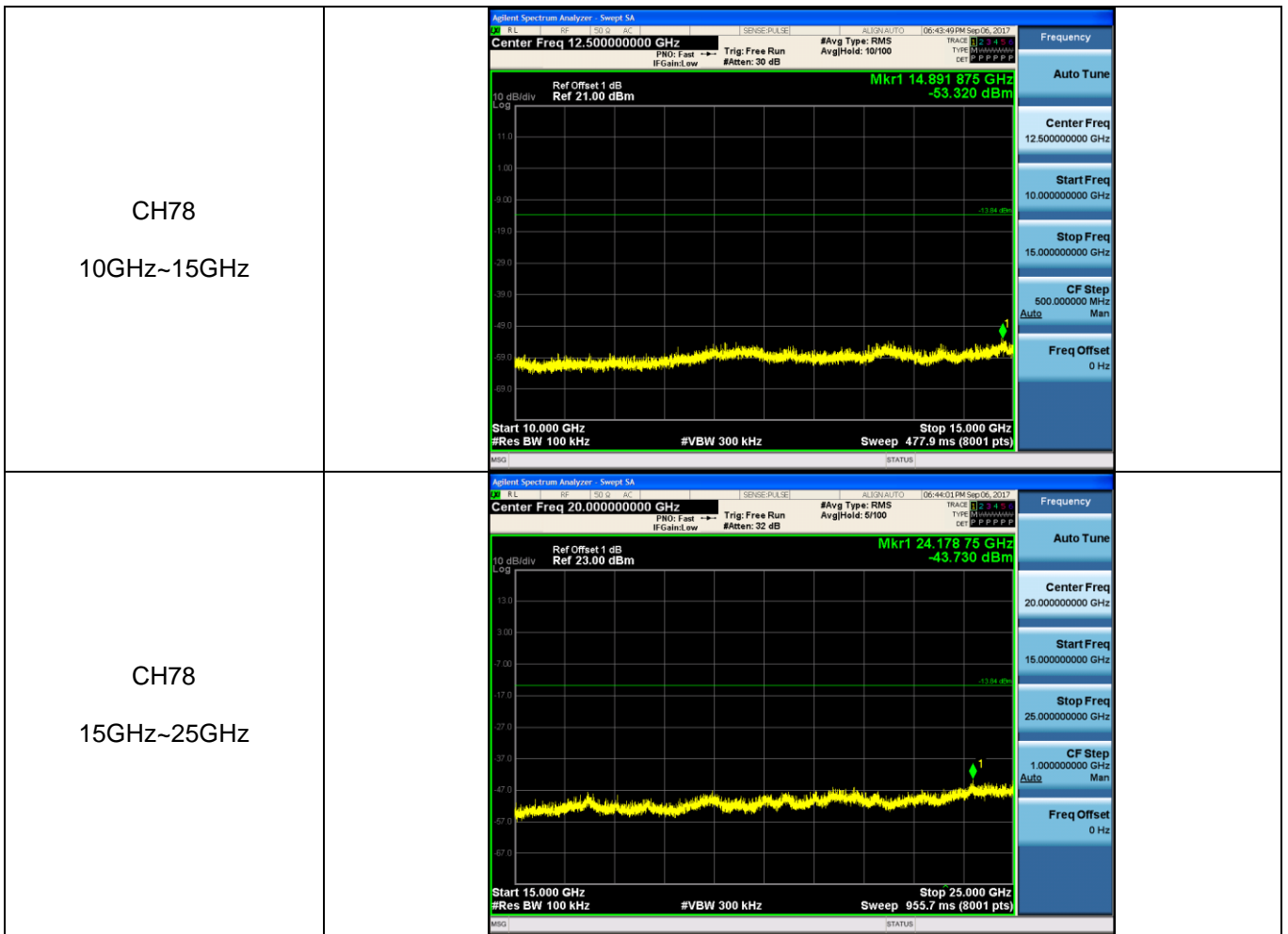


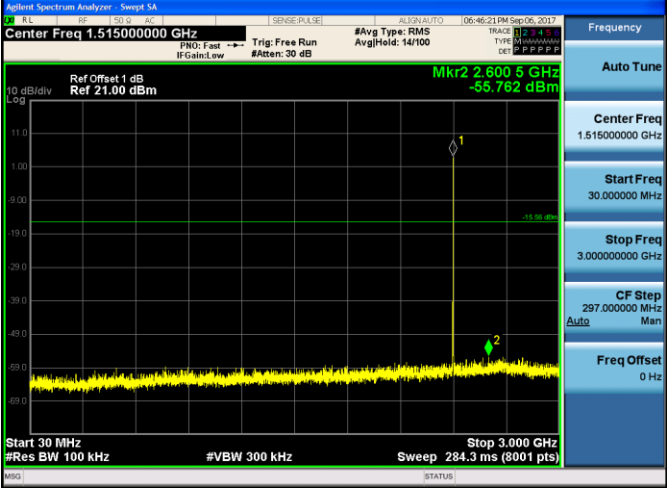
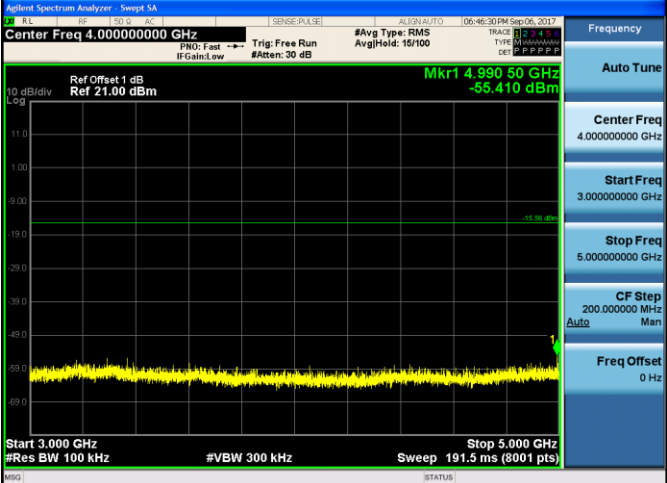
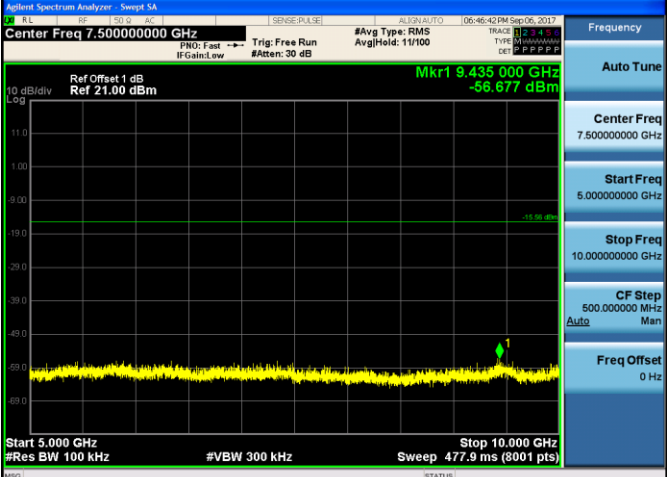
Test Item:	SE	Modulation type:	GFSK
<p>CH00 30MHz~3GHz</p>			<p>Frequency</p> <p>Auto Tune</p> <p>Center Freq 1.515000000 GHz</p> <p>Start Freq 30.00000000 MHz</p> <p>Stop Freq 3.000000000 GHz</p> <p>CF Step Auto Man 297.000000 MHz</p> <p>Freq Offset 0 Hz</p>
<p>CH00 3GHz~5GHz</p>			<p>Frequency</p> <p>Auto Tune</p> <p>Center Freq 4.000000000 GHz</p> <p>Start Freq 3.000000000 GHz</p> <p>Stop Freq 5.000000000 GHz</p> <p>CF Step Auto Man 200.000000 MHz</p> <p>Freq Offset 0 Hz</p>
<p>CH00 5GHz~10GHz</p>			<p>Frequency</p> <p>Auto Tune</p> <p>Center Freq 7.500000000 GHz</p> <p>Start Freq 5.000000000 GHz</p> <p>Stop Freq 10.000000000 GHz</p> <p>CF Step Auto Man 500.000000 MHz</p> <p>Freq Offset 0 Hz</p>

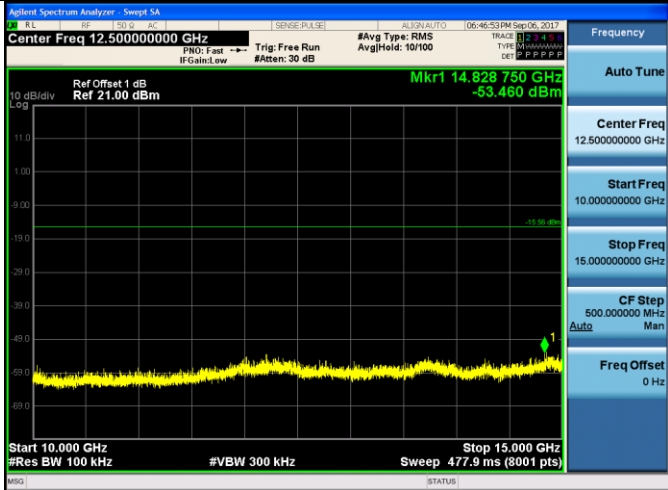

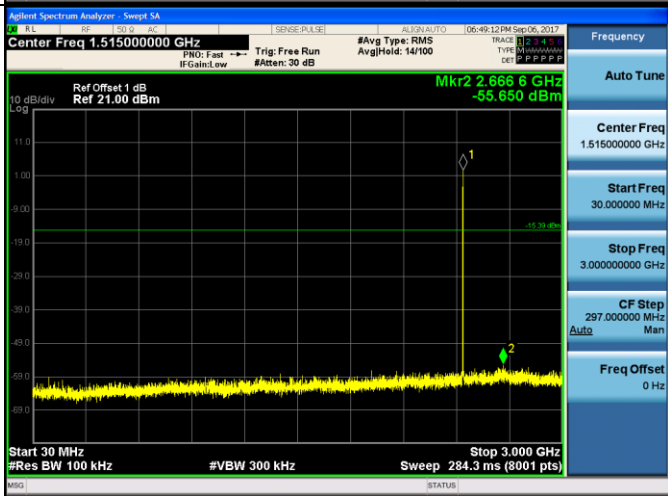
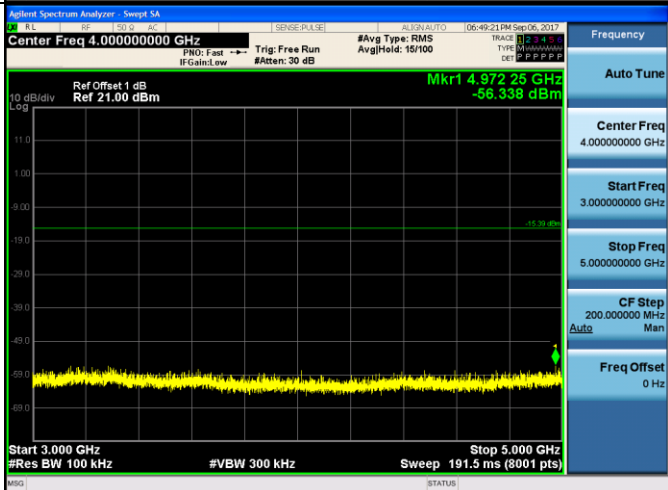
<p>CH00 10GHz~15GHz</p>	
<p>CH00 15GHz~25GHz</p>	
<p>CH39 30MHz~3GHz</p>	

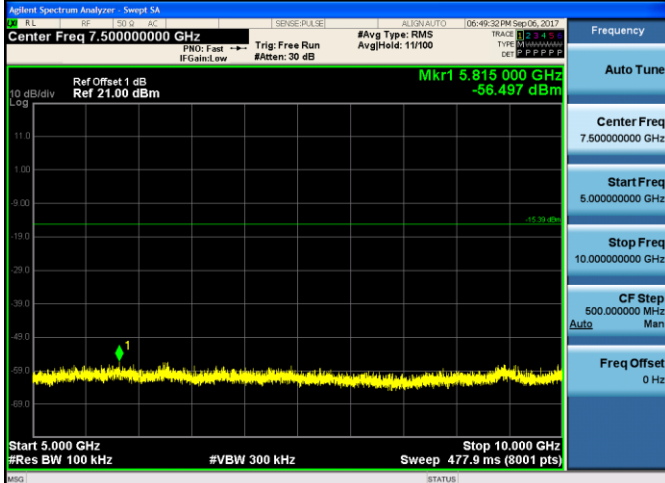
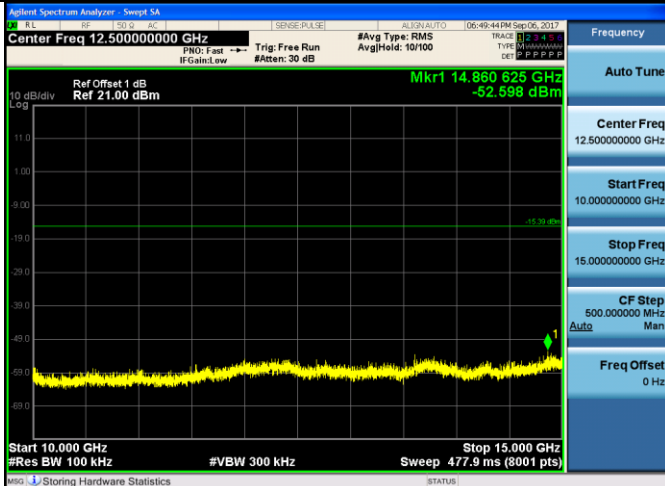
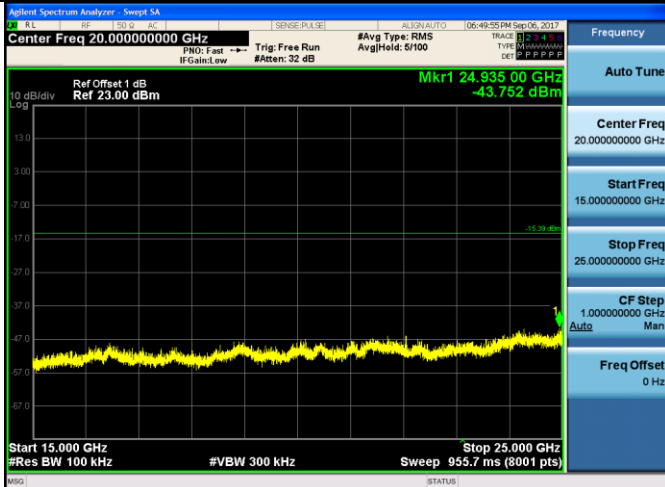
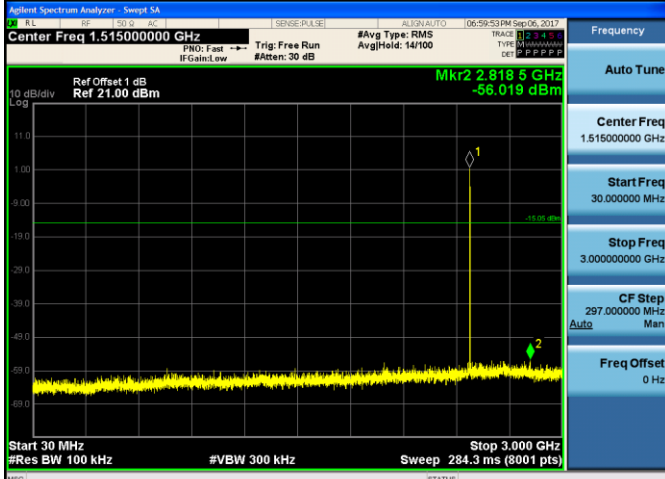
<p>CH39 3GHz~5GHz</p>		
<p>CH39 5GHz~10GHz</p>		
<p>CH39 10GHz~15GHz</p>		

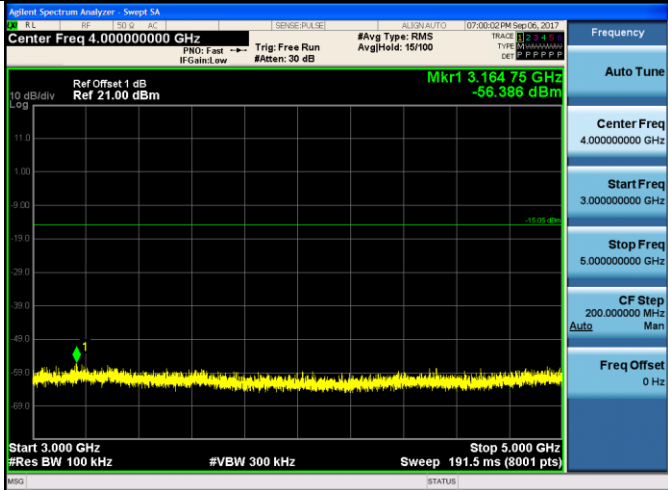
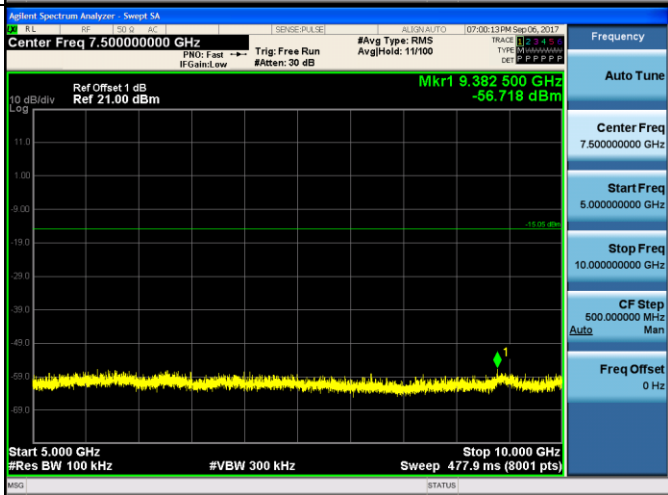
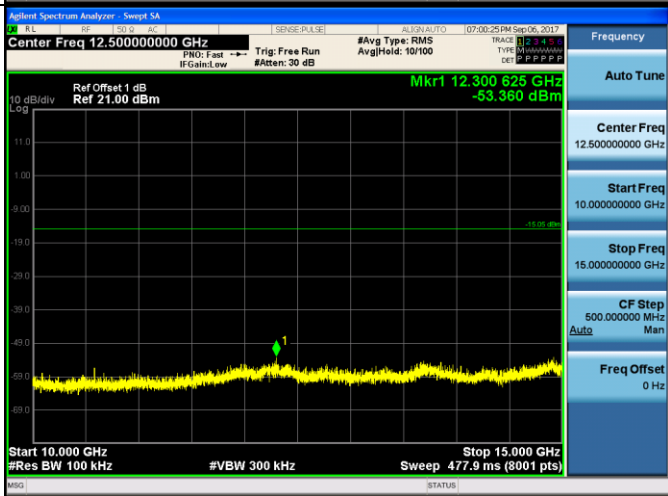

<p>CH39 15GHz~25GHz</p>		<p>Frequency</p> <p>Auto Tune</p> <p>Center Freq 20.00000000 GHz</p> <p>Start Freq 15.00000000 GHz</p> <p>Stop Freq 25.00000000 GHz</p> <p>CF Step 1.00000000 GHz Auto Man</p> <p>Freq Offset 0 Hz</p>
<p>CH78 30MHz~3GHz</p>		<p>Frequency</p> <p>Auto Tune</p> <p>Center Freq 1.51500000 GHz</p> <p>Start Freq 30.000000 MHz</p> <p>Stop Freq 3.00000000 GHz</p> <p>CF Step 297.000000 MHz Auto Man</p> <p>Freq Offset 0 Hz</p>
<p>CH78 3GHz~5GHz</p>		<p>Frequency</p> <p>Auto Tune</p> <p>Center Freq 4.00000000 GHz</p> <p>Start Freq 3.00000000 GHz</p> <p>Stop Freq 5.00000000 GHz</p> <p>CF Step 200.000000 MHz Auto Man</p> <p>Freq Offset 0 Hz</p>
<p>CH78 5GHz~10GHz</p>		<p>Frequency</p> <p>Auto Tune</p> <p>Center Freq 7.50000000 GHz</p> <p>Start Freq 5.00000000 GHz</p> <p>Stop Freq 10.00000000 GHz</p> <p>CF Step 500.000000 MHz Auto Man</p> <p>Freq Offset 0 Hz</p>

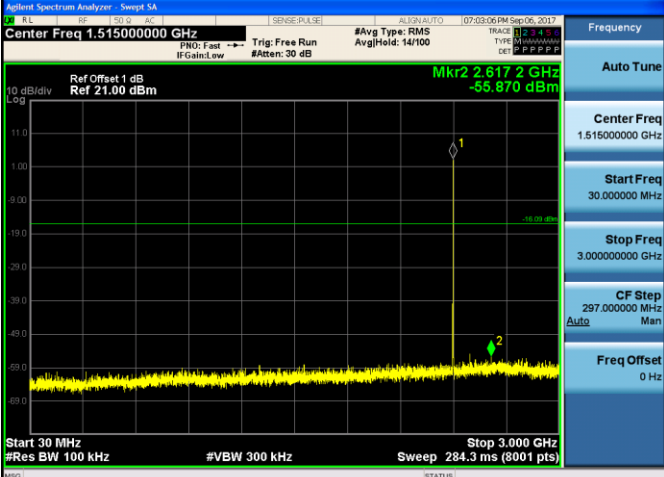
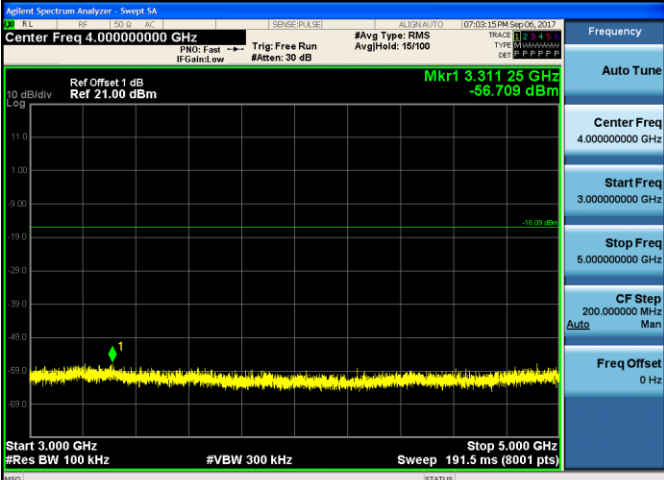
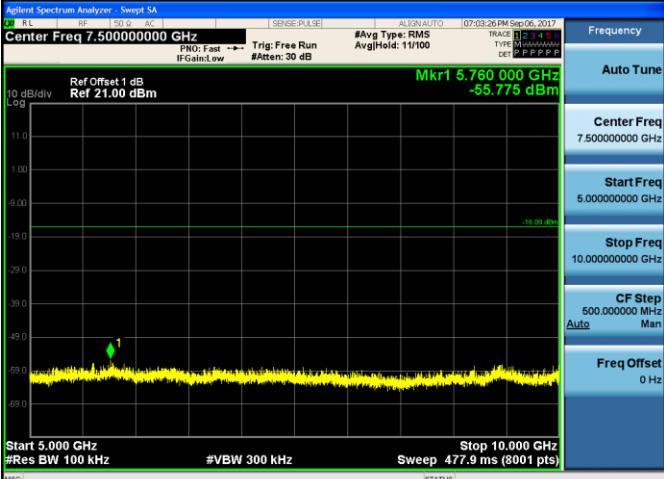


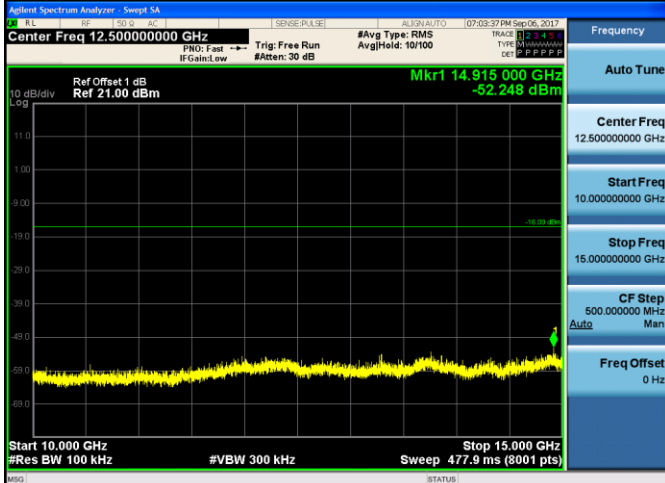
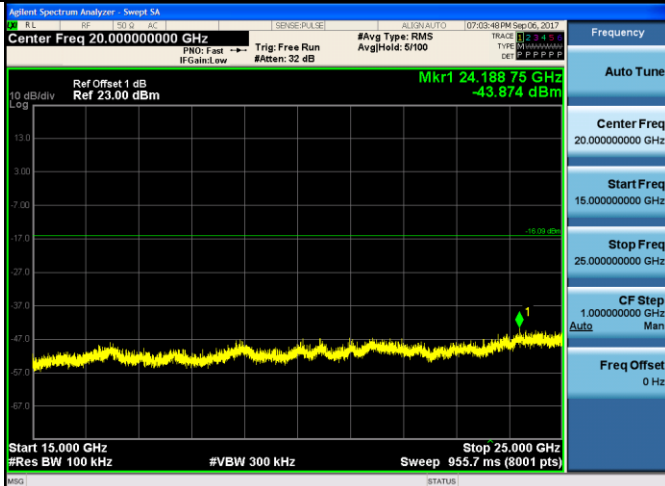
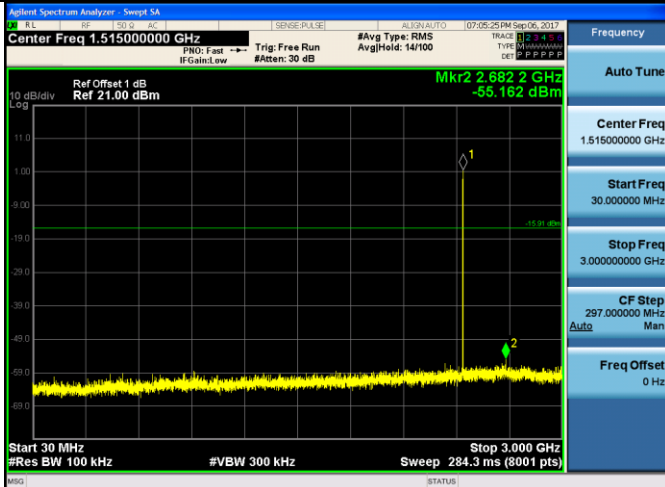
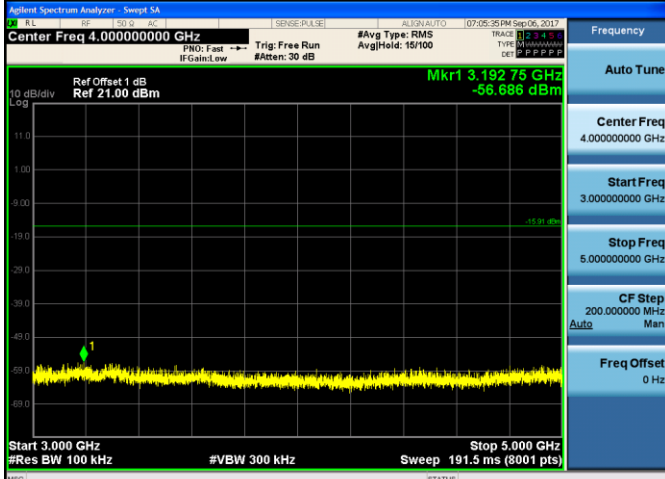
Test Item:	SE	Modulation type:	$\pi/4$ DQPSK
<p>CH00 30MHz~3GHz</p>			
<p>CH00 3GHz~5GHz</p>			
<p>CH00 5GHz~10GHz</p>			

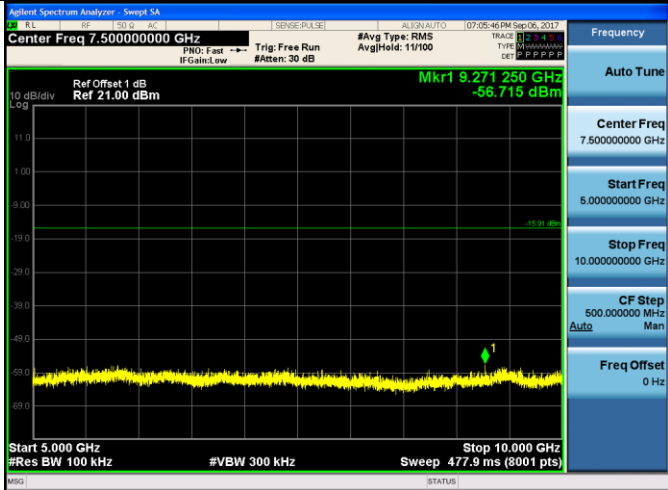
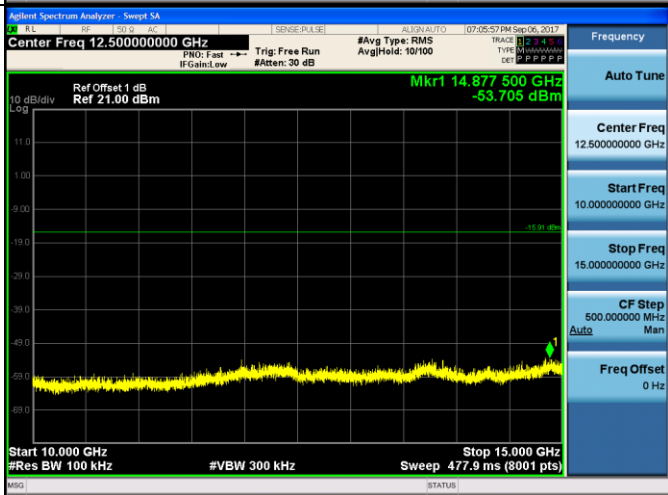
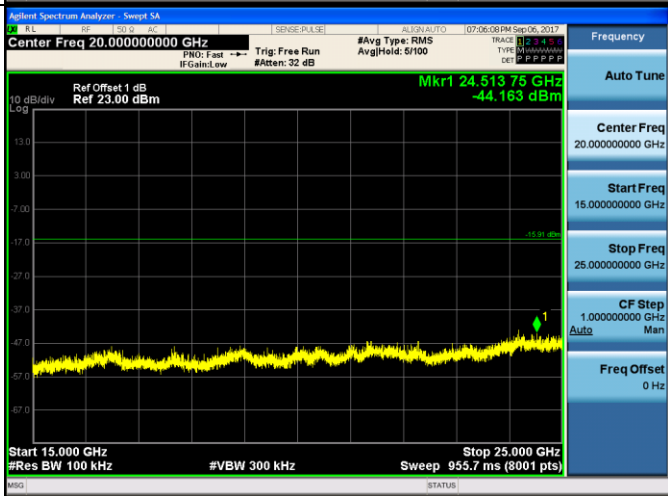
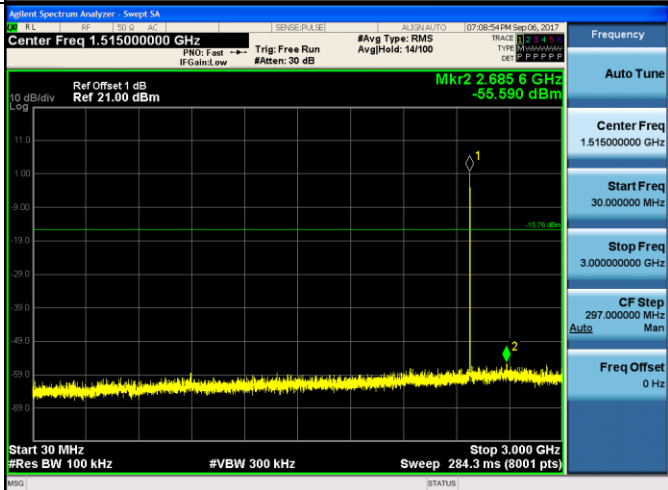
<p>CH00 10GHz~15GHz</p>		<p>Frequency</p> <p>Auto Tune</p> <p>Center Freq 12.50000000 GHz</p> <p>Start Freq 10.00000000 GHz</p> <p>Stop Freq 15.00000000 GHz</p> <p>CF Step 500.000000 MHz Auto Man</p> <p>Freq Offset 0 Hz</p>
<p>CH00 15GHz~25GHz</p>		<p>Frequency</p> <p>Auto Tune</p> <p>Center Freq 20.00000000 GHz</p> <p>Start Freq 15.00000000 GHz</p> <p>Stop Freq 25.00000000 GHz</p> <p>CF Step 1.00000000 GHz Auto Man</p> <p>Freq Offset 0 Hz</p>
<p>CH39 30MHz~3GHz</p>		<p>Frequency</p> <p>Auto Tune</p> <p>Center Freq 1.51500000 GHz</p> <p>Start Freq 30.000000 MHz</p> <p>Stop Freq 3.00000000 GHz</p> <p>CF Step 297.000000 MHz Auto Man</p> <p>Freq Offset 0 Hz</p>
<p>CH39 3GHz~5GHz</p>		<p>Frequency</p> <p>Auto Tune</p> <p>Center Freq 4.00000000 GHz</p> <p>Start Freq 3.00000000 GHz</p> <p>Stop Freq 5.00000000 GHz</p> <p>CF Step 200.000000 MHz Auto Man</p> <p>Freq Offset 0 Hz</p>

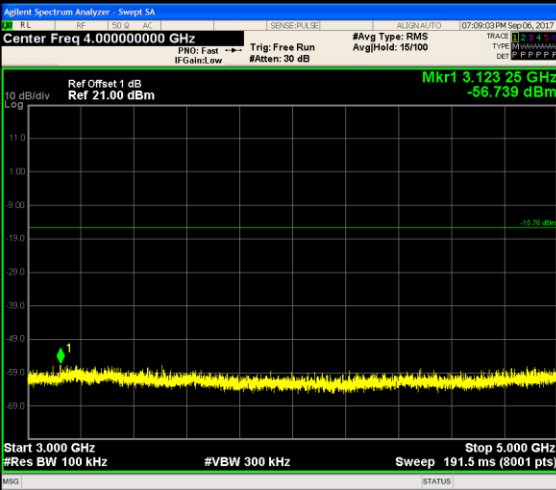
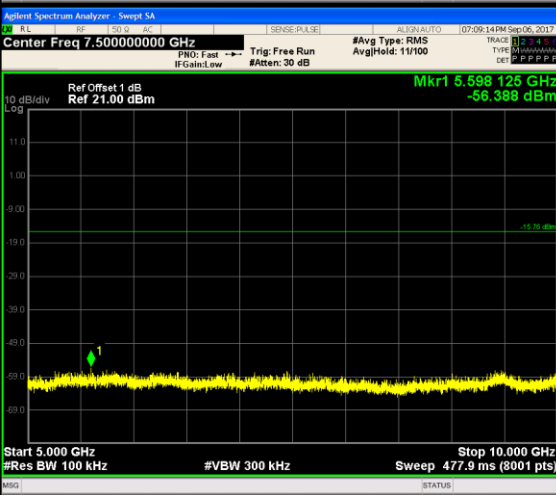
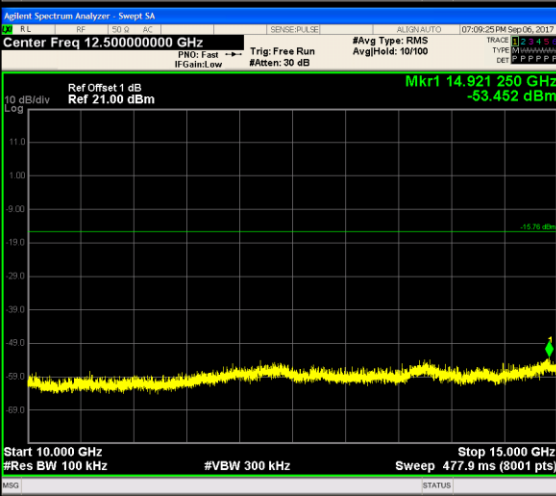

<p>CH39 5GHz~10GHz</p>		<p>Frequency</p> <p>Auto Tune</p> <p>Center Freq 7.500000000 GHz</p> <p>Start Freq 5.000000000 GHz</p> <p>Stop Freq 10.000000000 GHz</p> <p>CF Step 500.000000 MHz Auto Man</p> <p>Freq Offset 0 Hz</p>
<p>CH39 10GHz~15GHz</p>		<p>Frequency</p> <p>Auto Tune</p> <p>Center Freq 12.500000000 GHz</p> <p>Start Freq 10.000000000 GHz</p> <p>Stop Freq 15.000000000 GHz</p> <p>CF Step 500.000000 MHz Auto Man</p> <p>Freq Offset 0 Hz</p>
<p>CH39 15GHz~25GHz</p>		<p>Frequency</p> <p>Auto Tune</p> <p>Center Freq 20.000000000 GHz</p> <p>Start Freq 15.000000000 GHz</p> <p>Stop Freq 25.000000000 GHz</p> <p>CF Step 1.000000000 GHz Auto Man</p> <p>Freq Offset 0 Hz</p>
<p>CH78 30MHz~3GHz</p>		<p>Frequency</p> <p>Auto Tune</p> <p>Center Freq 1.515000000 GHz</p> <p>Start Freq 30.000000 MHz</p> <p>Stop Freq 3.000000000 GHz</p> <p>CF Step 297.000000 MHz Auto Man</p> <p>Freq Offset 0 Hz</p>

<p>CH78 3GHz~5GHz</p>		<p>Frequency</p> <p>Auto Tune</p> <p>Center Freq 4.000000000 GHz</p> <p>Start Freq 3.000000000 GHz</p> <p>Stop Freq 5.000000000 GHz</p> <p>CF Step 200.0000000 MHz Auto Man</p> <p>Freq Offset 0 Hz</p>
<p>CH78 5GHz~10GHz</p>		<p>Frequency</p> <p>Auto Tune</p> <p>Center Freq 7.500000000 GHz</p> <p>Start Freq 5.000000000 GHz</p> <p>Stop Freq 10.000000000 GHz</p> <p>CF Step 500.0000000 MHz Auto Man</p> <p>Freq Offset 0 Hz</p>
<p>CH78 10GHz~15GHz</p>		<p>Frequency</p> <p>Auto Tune</p> <p>Center Freq 12.500000000 GHz</p> <p>Start Freq 10.000000000 GHz</p> <p>Stop Freq 15.000000000 GHz</p> <p>CF Step 500.0000000 MHz Auto Man</p> <p>Freq Offset 0 Hz</p>
<p>CH78 15GHz~25GHz</p>		<p>Frequency</p> <p>Auto Tune</p> <p>Center Freq 20.000000000 GHz</p> <p>Start Freq 15.000000000 GHz</p> <p>Stop Freq 25.000000000 GHz</p> <p>CF Step 1.000000000 GHz Auto Man</p> <p>Freq Offset 0 Hz</p>

Test Item:	SE	Modulation type:	8DPSK
<p>CH00 30MHz~3GHz</p>			
<p>CH00 3GHz~5GHz</p>			
<p>CH00 5GHz~10GHz</p>			

<p>CH00 10GHz~15GHz</p>	 <p>Agilent Spectrum Analyzer - Sweep SA Center Freq 12.50000000 GHz Mkr1 14.915 000 GHz -52.248 dBm Start 10.000 GHz #Res BW 100 kHz #VBW 300 kHz Sweep 477.9 ms (8001 pts)</p>
<p>CH00 15GHz~25GHz</p>	 <p>Agilent Spectrum Analyzer - Sweep SA Center Freq 20.00000000 GHz Mkr1 24.188 75 GHz -43.874 dBm Start 15.000 GHz #Res BW 100 kHz #VBW 300 kHz Sweep 955.7 ms (8001 pts)</p>
<p>CH39 30MHz~3GHz</p>	 <p>Agilent Spectrum Analyzer - Sweep SA Center Freq 1.515000000 GHz Mkr2 2.682 2 GHz -55.162 dBm Start 30 MHz #Res BW 100 kHz #VBW 300 kHz Sweep 284.3 ms (8001 pts)</p>
<p>CH39 3GHz~5GHz</p>	 <p>Agilent Spectrum Analyzer - Sweep SA Center Freq 4.000000000 GHz Mkr1 3.192 75 GHz -56.686 dBm Start 3.000 GHz #Res BW 100 kHz #VBW 300 kHz Sweep 191.5 ms (8001 pts)</p>

<p>CH39 5GHz~10GHz</p>	
<p>CH39 10GHz~15GHz</p>	
<p>CH39 15GHz~25GHz</p>	
<p>CH78 30MHz~3GHz</p>	

<p>CH78 3GHz~5GHz</p>	 <p>Agilent Spectrum Analyzer - Sweep SA Center Freq 4.000000000 GHz #Avg Type: RMS AvgHold: 15/100 Trig: Free Run #Atten: 30 dB Ref Offset 1 dB Ref 21.00 dBm Mkr1 3.123 25 GHz -56.739 dBm Start 3.000 GHz #Res BW 100 kHz #VBW 300 kHz Stop 5.000 GHz Sweep 191.5 ms (8001 pts)</p>	<p>Frequency</p> <p>Auto Tune</p> <p>Center Freq 4.000000000 GHz</p> <p>Start Freq 3.000000000 GHz</p> <p>Stop Freq 5.000000000 GHz</p> <p>CF Step 200.0000000 MHz Auto Man</p> <p>Freq Offset 0 Hz</p>
<p>CH78 5GHz~10GHz</p>	 <p>Agilent Spectrum Analyzer - Sweep SA Center Freq 7.500000000 GHz #Avg Type: RMS AvgHold: 11/100 Trig: Free Run #Atten: 30 dB Ref Offset 1 dB Ref 21.00 dBm Mkr1 5.598 125 GHz -56.388 dBm Start 5.000 GHz #Res BW 100 kHz #VBW 300 kHz Stop 10.000 GHz Sweep 477.9 ms (8001 pts)</p>	<p>Frequency</p> <p>Auto Tune</p> <p>Center Freq 7.500000000 GHz</p> <p>Start Freq 5.000000000 GHz</p> <p>Stop Freq 10.000000000 GHz</p> <p>CF Step 500.0000000 MHz Auto Man</p> <p>Freq Offset 0 Hz</p>
<p>CH78 10GHz~15GHz</p>	 <p>Agilent Spectrum Analyzer - Sweep SA Center Freq 12.500000000 GHz #Avg Type: RMS AvgHold: 10/100 Trig: Free Run #Atten: 30 dB Ref Offset 1 dB Ref 21.00 dBm Mkr1 14.921 250 GHz -53.452 dBm Start 10.000 GHz #Res BW 100 kHz #VBW 300 kHz Stop 15.000 GHz Sweep 477.9 ms (8001 pts)</p>	<p>Frequency</p> <p>Auto Tune</p> <p>Center Freq 12.500000000 GHz</p> <p>Start Freq 10.000000000 GHz</p> <p>Stop Freq 15.000000000 GHz</p> <p>CF Step 500.0000000 MHz Auto Man</p> <p>Freq Offset 0 Hz</p>
<p>CH78 15GHz~25GHz</p>	 <p>Agilent Spectrum Analyzer - Sweep SA Center Freq 20.000000000 GHz #Avg Type: RMS AvgHold: 5/100 Trig: Free Run #Atten: 32 dB Ref Offset 1 dB Ref 23.00 dBm Mkr1 24.175 00 GHz -43.659 dBm Start 15.000 GHz #Res BW 100 kHz #VBW 300 kHz Stop 25.000 GHz Sweep 955.7 ms (8001 pts)</p>	<p>Frequency</p> <p>Auto Tune</p> <p>Center Freq 20.000000000 GHz</p> <p>Start Freq 15.000000000 GHz</p> <p>Stop Freq 25.000000000 GHz</p> <p>CF Step 1.000000000 GHz Auto Man</p> <p>Freq Offset 0 Hz</p>

5.11. Spurious Emissions (radiated)

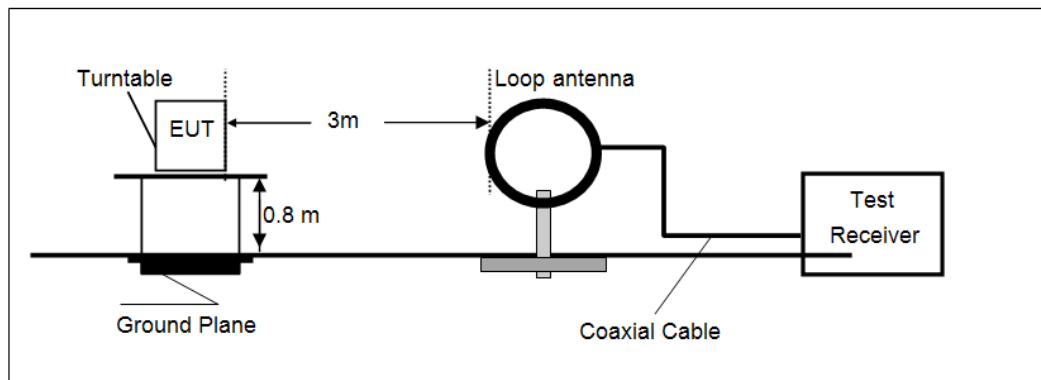
LIMIT

FCC CFR Title 47 Part 15 Subpart C Section 15.209

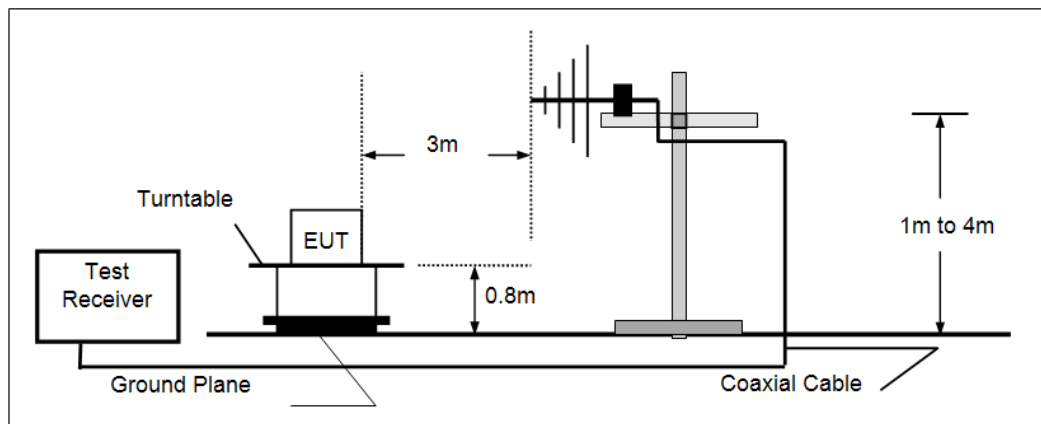
Frequency	Limit (dBuV/m @3m)	Value
30 MHz ~ 88 MHz	40.00	Quasi-peak
88 MHz ~ 216 MHz	43.50	Quasi-peak
216 MHz ~ 960 MHz	46.00	Quasi-peak
960 MHz ~ 1 GHz	54.00	Quasi-peak
Above 1 GHz	54.00	Average
	74.00	Peak

TEST CONFIGURATION

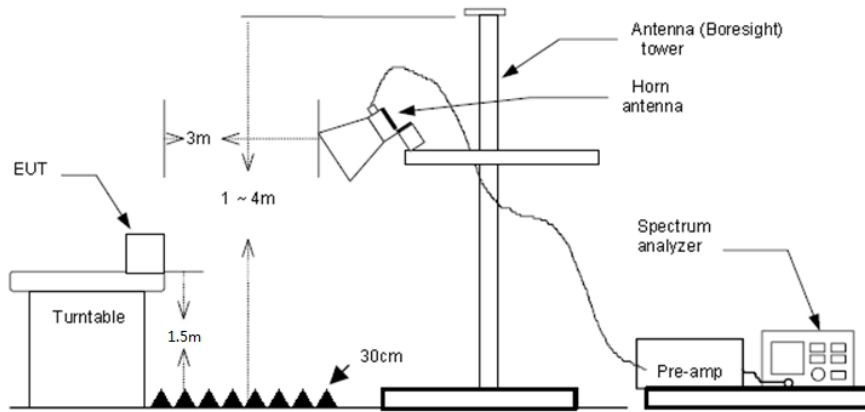
- Below 30 MHz



- 30 MHz ~1000 MHz



- Above 1 GHz



TEST PROCEDURE

1. The EUT was tested according to ANSI C63.10:2013.
2. The EUT is placed on a turn table which is 0.8 meter above ground. The turn table is rotated 360 degrees to determine the position of the maximum emission level.
3. The EUT was positioned such that the distance from antenna to the EUT was 3 meters.
4. The antenna is scanned from 1 meter to 4 meters to find out the maximum emission level. This is repeated for both horizontal and vertical polarization of the antenna.
5. Use the following spectrum analyzer settings
 - (1) Span shall wide enough to fully capture the emission being measured;
 - (2) Below 1 GHz, RBW=120 kHz, VBW=300 kHz, Sweep=auto, Detector function=peak, Trace=max hold; If the emission level of the EUT measured by the peak detector is 3 dB lower than the applicable limit, the peak emission level will be reported. Otherwise, the emission measurement will be repeated using the quasi-peak detector and reported.
 - (3) Above 1 GHz, RBW=1 MHz, VBW=3 MHz Peak detector for Peak value
RBW=1 MHz, VBW=10 Hz Peak detector for Average value.

TEST MODE:

Please refer to the clause 3.3

TEST RESULTS

Passed Not Applicable

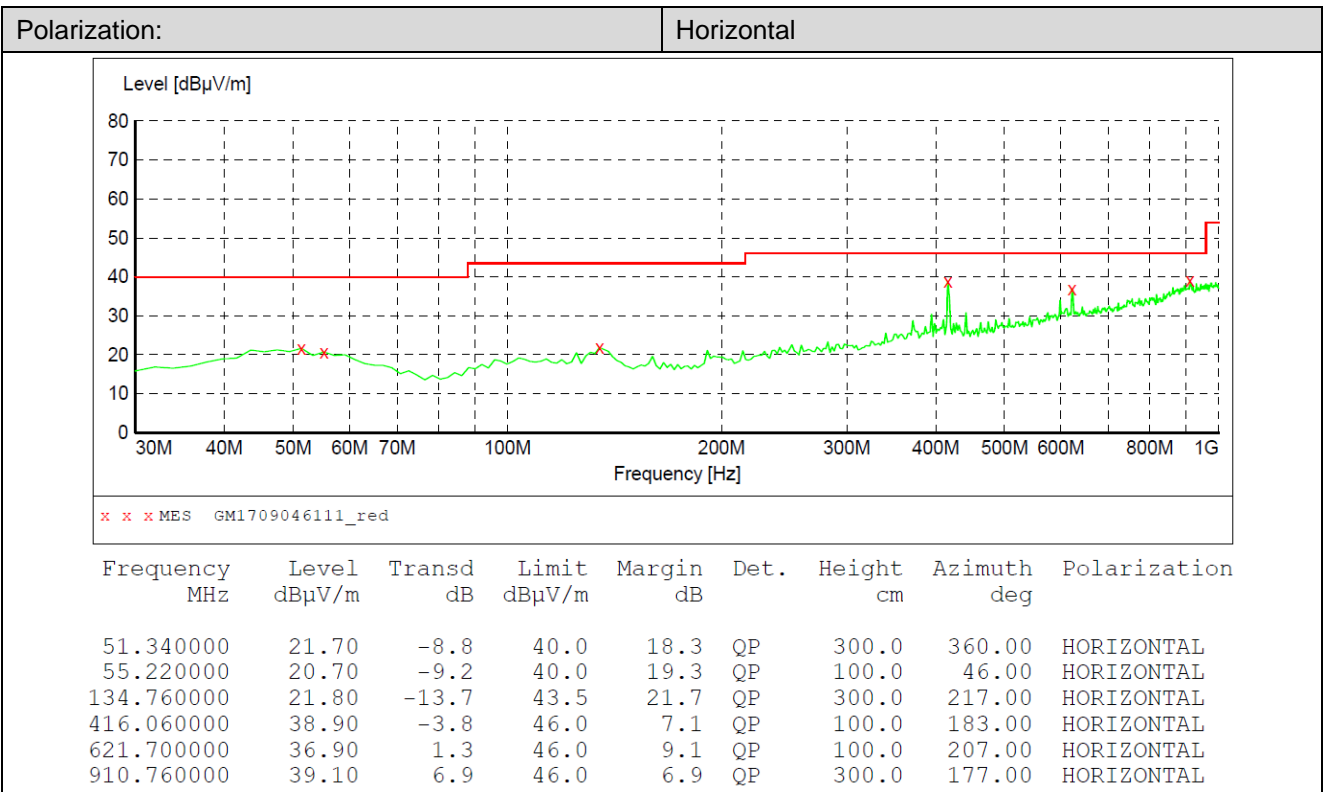
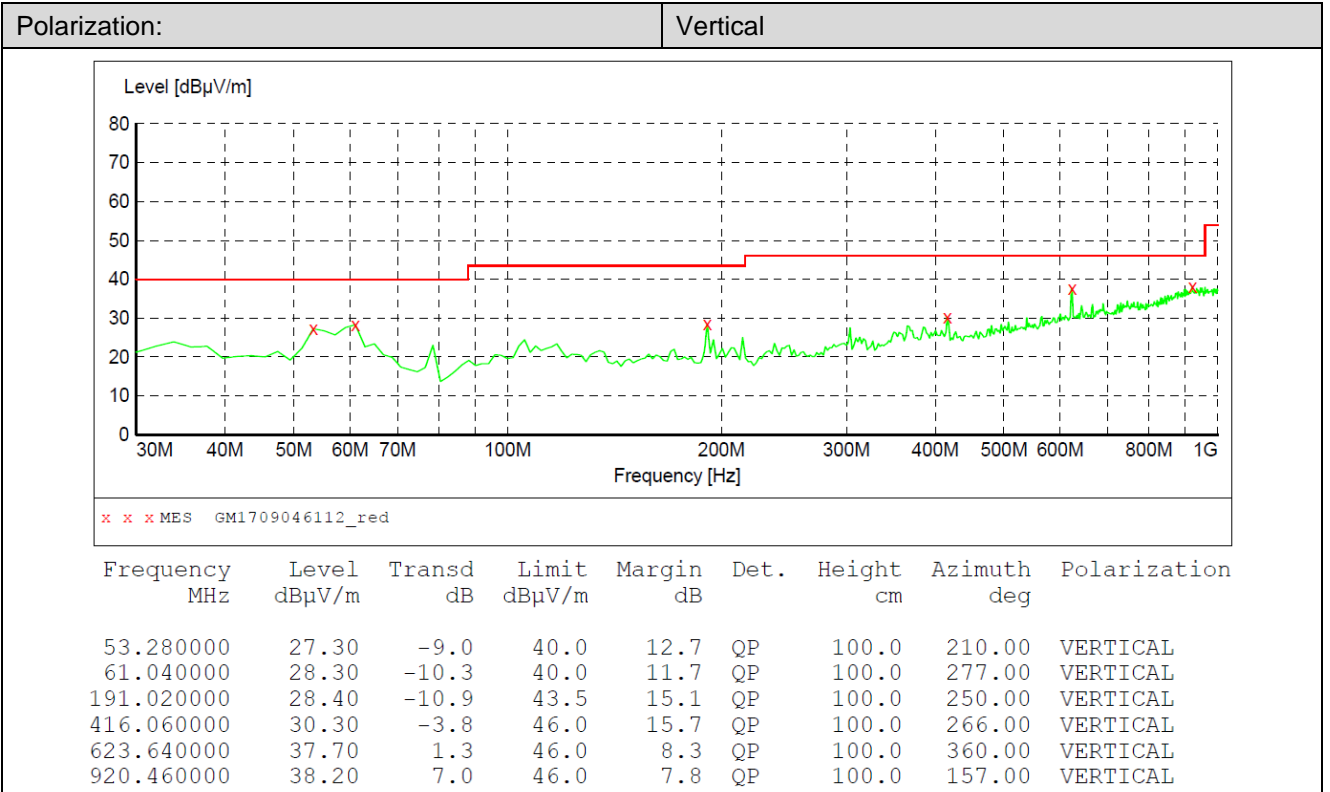
Note:

- 1) Final Level = Receiver Read level + Antenna Factor + Cable Loss – Preamplifier Factor
- 2) The emission levels of other frequencies are very lower than the limit and not show in test report.
- 3) Below 1 GHz, Have pre-scan all modulation mode, found the GFSK modulation High channel which it was worst case, so only the worst case's data on the test report.
- 4) Above 1 GHz, Have pre-scan all modulation mode, found the GFSK modulation which it was worst case, so only the worst case's data on the test report
- 5) The peak level is lower than average limit(54 dBuV/m), this data is the too weak instrument of signal is unable to test.

➤ 9 kHz ~ 30 MHz

The low frequency, which started from 9 kHz to 30 MHz, was pre-scanned and the result which was 20 dB lower than the limit line per 15.31(o) was not reported.

➤ 30 MHz ~ 1 GHz



➤ Above 1 GHz

CH00									
Frequency (MHz)	Read Level (dBuV)	Antenna Factor (dB/m)	Cable Loss (dB)	Preamp Factor (dB)	Level (dBuV/m)	Limit Line (dBuV/m)	Over Limit (dB)	Polarization	Test value
1880.04	44.19	25.32	6.08	37.20	38.39	74.00	-35.61	Vertical	Peak
2987.92	50.36	28.59	7.47	38.24	48.18	74.00	-25.82	Vertical	Peak
4996.69	41.39	31.50	9.67	36.41	46.15	74.00	-27.85	Vertical	Peak
7135.98	37.07	35.82	11.86	34.99	49.76	74.00	-24.24	Vertical	Peak
2065.72	45.48	26.57	6.33	37.31	41.07	74.00	-32.93	Horizontal	Peak
2995.54	47.75	28.60	7.48	38.23	45.60	74.00	-28.40	Horizontal	Peak
5560.50	44.10	31.84	10.24	36.05	50.13	74.00	-23.87	Horizontal	Peak
7135.98	39.67	35.82	11.86	34.99	52.36	74.00	-21.64	Horizontal	Peak

CH39									
Frequency (MHz)	Read Level (dBuV)	Antenna Factor (dB/m)	Cable Loss (dB)	Preamp Factor (dB)	Level (dBuV/m)	Limit Line (dBuV/m)	Over Limit (dB)	Polarization	Test value
1786.72	47.44	25.37	5.93	37.11	41.63	74.00	-32.37	Vertical	Peak
2129.79	46.58	26.94	6.38	37.33	42.57	74.00	-31.43	Vertical	Peak
2987.92	50.30	28.59	7.47	38.24	48.12	74.00	-25.88	Vertical	Peak
3983.75	43.32	29.70	8.76	38.12	43.66	74.00	-30.34	Vertical	Peak
2081.55	39.69	26.63	6.34	37.32	35.34	74.00	-38.66	Horizontal	Peak
4760.78	37.53	31.44	9.52	37.01	41.48	74.00	-32.52	Horizontal	Peak
5546.36	38.98	31.85	10.23	36.12	44.94	74.00	-29.06	Horizontal	Peak
7135.98	39.29	35.82	11.86	34.99	51.98	74.00	-22.02	Horizontal	Peak

CH78									
Frequency (MHz)	Read Level (dBuV)	Antenna Factor (dB/m)	Cable Loss (dB)	Preamp Factor (dB)	Level (dBuV/m)	Limit Line (dBuV/m)	Over Limit (dB)	Polarization	Test value
1988.33	45.28	26.19	6.25	37.29	40.43	74.00	-33.57	Vertical	Peak
2995.54	46.16	28.60	7.48	38.23	44.01	74.00	-29.99	Vertical	Peak
5560.50	38.85	31.84	10.24	36.05	44.88	74.00	-29.12	Vertical	Peak
7135.98	36.34	35.82	11.86	34.99	49.03	74.00	-24.97	Vertical	Peak
1192.01	41.84	26.24	4.64	36.57	36.15	74.00	-37.85	Horizontal	Peak
2995.54	47.24	28.60	7.48	38.23	45.09	74.00	-28.91	Horizontal	Peak
4760.78	38.98	31.44	9.52	37.01	42.93	74.00	-31.07	Horizontal	Peak
5546.36	40.84	31.85	10.23	36.12	46.80	74.00	-27.20	Horizontal	Peak


6. TEST SETUP PHOTOS

Conducted Emissions (AC Mains)



Radiated Emissions





7. EXTERANAL AND INTERNAL PHOTOS

Reference to Test Report No.: TRE1710007001.

-----End of Report-----