

Welcome Guide

Premium Stereo Bluetooth Speaker

Bedienungsanleitung | 取扱説明書 | Guide d'Utilisation
Manuale dell'Utente | Manual de Instrucciones | 使用说明书

Using Your Speaker

Ihren Lautsprecher verwenden | スピーカーの使用方法

Utilisation de votre enceinte | Utilizzare il tuo speaker

Usar tu altavoz | 使用你的蓝牙音箱

1. Turn it on

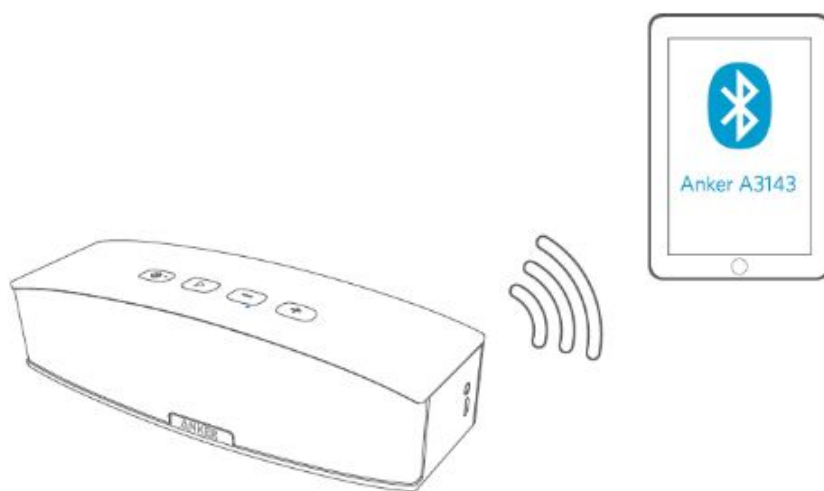
Schalten Sie ihn ein | 電源を入れる | Allumez-la | Accendilo

Enciéndelo | 打开蓝牙音箱



2. Pair it with your device

Pairen Sie ihn mit Ihrem Gerät | お使いの機器とペアリング
Connectez-la à votre appareil | Connetti con il tuo dispositivo
Emparéjalo con tu dispositivo | 和你的设备配对

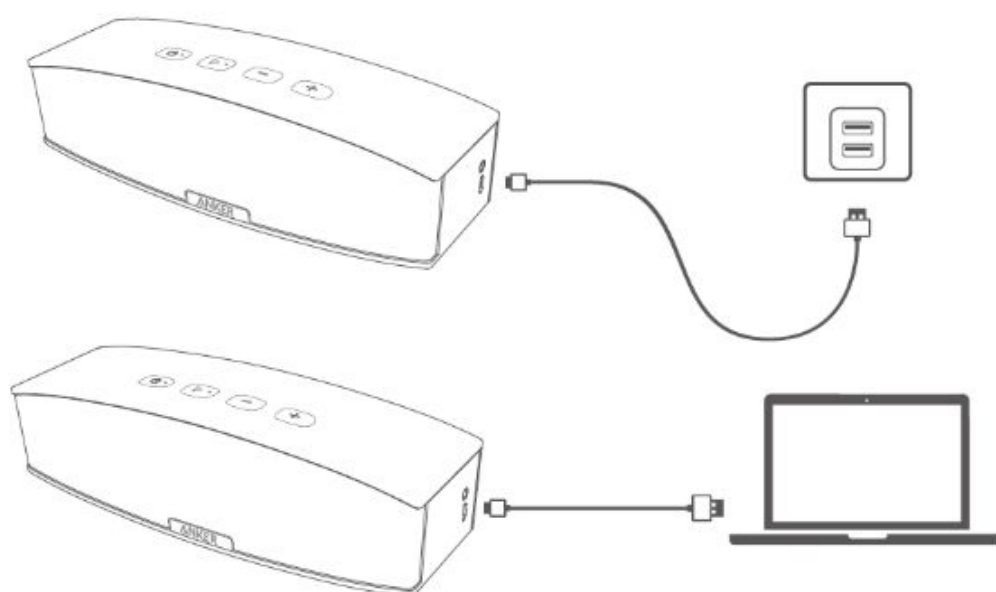


3. Charge your speaker

Ihren Lautsprecher aufladen | スピーカー本体の充電

Chargez votre enceinte | Ricarica il tuo speaker

Carga tu altavoz | 给蓝牙音箱充电



Controls

Steuerung | 操作方法 | Commandes | Comandi
Controles | 操作方法



Play / Pause

Play / Pause | 再生 / 一時停止
Lecture / Pause | Play / Pausa
Reproducir / Pausa | 播放/暫停



Volume Up

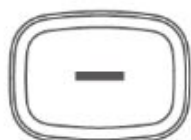
Lautstärke nach oben | 音量アップ
Augmenter le Volume | Aumenta il volume
Aumentar volumen | 音量调大

Hold

Gedrückt halten | 長押し
Maintenez | Tieni premuto
Mantener presionado | 按住

Skip Forward

Nächster Titel | 前の曲
Saut Avant | Brano successivo
Próxima pista | 前一曲



Volume Down

Lautstärke nach unten | 音量ダウン

Baisser le volume | Abbassa il volume

Bajar volumen | 音量調小

Hold

Gedrückt halten | 長押し

Maintenez | Tieni premuto

Mantener presionado | 按住

Skip Back

Vorheriger Titel | 次の曲

Saut Arrière | Brano precedente

Pista anterior | 后一曲



Having connection problems? Remove the speaker from your device's Bluetooth history, ensure the speaker is less than 3 feet away then try pairing again.

Bitte löschen Sie bei Verbindungsproblemen die Pairinginträge auf Ihrem Gerät. Stellen Sie sicher, dass der Lautsprecher weniger als 90 cm von Ihrem Gerät entfernt ist und wiederholen Sie den Pairingvorgang.

ペアリングが出来ない場合、ペアリングの履歴を一度削除し、お使いの機器とスピーカーの距離が90cm以内であることを確認した上で、再度ペアリングを行って下さい。

Vous avez des problèmes de connexion ? Supprimez l'enceinte des périphériques Bluetooth enregistrés sur votre appareil, assurez-vous qu'elle est à moins d'un mètre de celui-ci et réessayez.






Problemi di connessione? Rimuovi lo speaker dalla cronologia bluetooth del dispositivo. Assicurati che lo speaker sia a meno di un metro di distanza dal dispositivo e riprova.

Problemas de conexión? Elimina tu altavoz del registro de conexión Bluetooth de tu dispositivo, acerca el dispositivo a menos de 90 cm y empareja de nuevo.

连接不上?删除蓝牙音箱的配对记录,确保蓝牙音箱和设备距离不超1米再尝试配对。

Specifications

Spezifikationen | 製品の仕様 | Spécifications | Specifiche
Especificaciones | 产品参数

 Input	5 V / 1.5 A
 Audio Output	10 W × 2
 Size	210 × 60 × 60 mm / 8.3 × 2.4 × 2.4 in
 Weight	620 g / 21.9 oz
 Range	9 m / 30 ft

Attention

Achtung | 注意 | Attention | Attenzione | Atención | 注意



Don't expose to liquids

Setzen Sie das Gerät keinen Flüssigkeiten aus

水分に触れないようにして下さい

Ne pas exposer à des liquides

Evitare il contatto con liquidi

Evitar el contacto con líquidos

请勿接触液体



Don't disassemble

Nehmen Sie das Gerät nicht auseinander

危険ですので分解しないで下さい

Ne pas désassembler

Non smontare

No desarmar

请勿拆卸



Avoid dropping

Lassen Sie das Gerät nicht fallen

過度な衝撃を与えないで下さい

Eviter de le faire tomber

Non farlo cadere

Evitar caídas

避免跌落产品



Avoid extreme temperatures

Vermeiden Sie extreme Temperaturen

極端な温度下では使用しないで下さい

Eviter les températures extrêmes

Mantenere lontano da temperature estreme

Mantener alejado de temperaturas extremas

请勿在过高或过低温环境使用

FCC Statement

This device complies with Part 15 of the FCC Rules. Operation is subject to the following two conditions: (1) This device may not cause harmful interference, and (2) This device must accept any interference received, including interference that may cause undesired operation.

Warning: Changes or modifications not expressly approved by the party responsible for compliance could void the user's authority to operate the equipment.

Note: This equipment has been tested and found to comply with the limits for a Class B digital device, pursuant to Part 15 of the FCC Rules. These limits are designed to provide reasonable protection against harmful interference in a residential installation.

This equipment generates uses and can radiate radio frequency energy and, if not installed and used in accordance with the instructions, may cause harmful interference to radio communications. However, there is no guarantee that interference will not occur in a particular installation. If this equipment does cause harmful interference to radio or television reception, which can be determined by turning the equipment off and on, the user is encouraged to try to correct the interference by one or more of the following measures: (1) Reorient or relocate the receiving antenna. (2) Increase the separation between the equipment and receiver. (3) Connect the equipment into an outlet on a circuit different from that to which the receiver is connected. (4) Consult the dealer or an experienced radio / TV technician for help.

RF Warning Statement

The device has been evaluated to meet general RF exposure requirement. The device can be used in portable exposure condition without restriction.

Customer Service

Kundenservice | カスタマーサポート | Service Client | Servizio ai Clienti
Atención al Cliente | 客服支持



18-month limited warranty

18 Monate beschränkte Herstellergarantie

18ヶ月保証

Garantie de 18 mois

Garanzia limitata 18 mesi

Garantía limitada de 18 meses

18个月质保期



Lifetime technical support

Lebenslanger technischer Support

テクニカルサポート

Support technique à vie

Supporto tecnico a vita

Asistencia técnica de por vida

终身客服支持

For FAQs and more information, please visit:



anker.com/support



@Anker Official
@Anker Japan
@Anker Deutschland



@AnkerOfficial
@Anker_JP



@Anker



support@anker.com



1-800-988-7973 | Mon-Fri 9:00-5:00 PST (US)
03-4455-7823 | Mon-Fri 9:00-17:00 (日本)
069-9579-7960 | Mon-Fri 6:00-11:00 (DE)
400-0550-036 | Mon-Fri 9:00-17:30 (中国)

